



Western Michigan University  
ScholarWorks at WMU

---

Cumulative Michigan COVID-19 Data

Michigan COVID-19 State Data

---

12-9-2020

## 2020-12-09\_MichiganOverview\_COVIDstats

Michigan Department of Health & Human Services

Follow this and additional works at: <https://scholarworks.wmich.edu/michigan-covid-data-state-cumulative>



Part of the Public Health Commons

---

### WMU ScholarWorks Citation

Michigan Department of Health & Human Services, "2020-12-09\_MichiganOverview\_COVIDstats" (2020).  
*Cumulative Michigan COVID-19 Data*. 261.

<https://scholarworks.wmich.edu/michigan-covid-data-state-cumulative/261>

This Website is brought to you for free and open access  
by the Michigan COVID-19 State Data at ScholarWorks at  
WMU. It has been accepted for inclusion in Cumulative  
Michigan COVID-19 Data by an authorized administrator  
of ScholarWorks at WMU. For more information, please  
contact [wmu-scholarworks@wmich.edu](mailto:wmu-scholarworks@wmich.edu).



Coronavirus

MI SAFE START

CONTAIN COVID

RESOURCES

PRESS RELEASES

DONATE

VIDEO UPDATES

CORONAVIRUS / MICHIGAN DATA

Michigan Data

DATA ABOUT PLACES

LONG TERM CARE FACILITIES

CORONAVIRUS SYMPTOMS

CUMULATIVE RECOVERED

OUTBREAK REPORTING

SCHOOL-RELATED OUTBREAK REPORTING

WASTEWATER SURVEILLANCE

TESTING TURNAROUND TIME

Current COVID-19 Statewide Data and Modeling Updates

Information on testing, disease trends, outbreaks, hospitalizations, deaths and the virus trajectory.

- December 8, 2020 slide deck
- December 1, 2020 slide deck.
- November 24, 2020 slide deck.
- November 18, 2020 slide deck. View a live presentation of the Nov. 18 data.

The State of Michigan is working around the clock to test and treat COVID-19 patients. Below is the most recent data healthcare experts across the state have compiled. It is updated Monday - Saturday.

CURRENT STATUS	DAILY CASES	CUMULATIVE TRENDS	DEMOGRAPHICS	TOTAL TESTING	DIAGNOSTIC TESTING	LEARN MORE
----------------	-------------	-------------------	--------------	---------------	--------------------	------------

View Cases

View Deaths

View Table

Select Preparedness Region:

All

Select County:

All

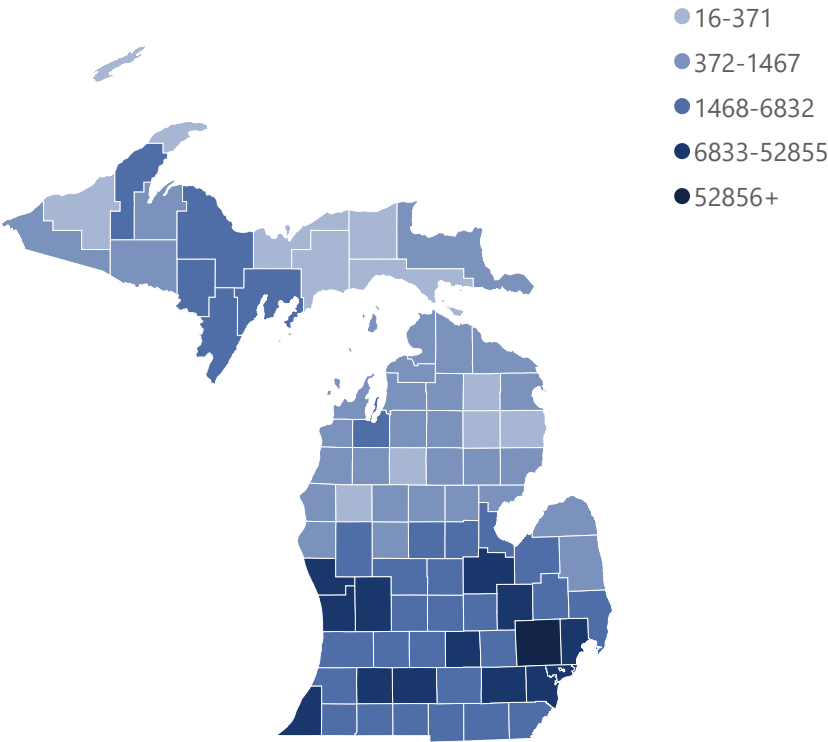
This report is provisional and subject to change. City of Detroit and Wayne County are reported separately. MDHHS began tracking probable cases April 5, 2020. FCI indicates federal correctional institute. MDOC indicates Michigan Department of Corrections. Diagnostic tests, including nucleic acid amplification/real-time polymerase chain reaction (NAAT/RT-PCR) and rapid virus antigen detection point of care (POC) tests, look for current infection. Serology (antibody) tests are used to look for the possibility of previous infection.

Source: Michigan Disease Surveillance System (MDSS) and Vital Records.

COVID-19 Cases by County

Confirmed cases include individuals with a positive diagnostic test for COVID-19. Probable cases include individuals with COVID-19 symptoms and an epidemiologic link to confirmed COVID-19, but no diagnostic test.

Cases by County



Michigan

Wednesday, December 9, 2020

Michigan (Statewide) Case Fatality Rate
2.5%

Current Totals

Case Status	Cases	Deaths
Confirmed	415,200	10,213
Probable	33,218	493
Total	448,418	10,706

Laboratory Testing

Test Type	Tests Performed
Diagnostic	7,246,465
Serology	385,279
Total	7,631,744

Cases by Hispanic/Latino Ethnicity

Hispanic/Latino Ethnicity	Percentage of Overall Cases by Ethnicity	Percentage of Deceased Cases by Ethnicity
Hispanic/Latino	5.60%	2.67%
Non-Hispanic Latino	67.26%	84.08%
Unknown	27.14%	13.25%

Totals may not add to 100% due to rounding

Cases by Arab Ethnicity

Arab Ethnicity	Percentage of Overall Cases by Ethnicity	Percentage of Deceased Cases by Ethnicity
Arab	2.78%	1.77%
Non-Arab	47.27%	51.79%
Unknown	49.95%	46.44%

Totals may not add to 100% due to rounding

PUBLIC USE DATASETS 12/09/2020

(Downloadable .xlsx files)

Cases and Deaths by County

Cases and Deaths by County by Date of Onset of Symptoms and Date of Death

Cases by Demographics Statewide

COVID-19 Tests by County

Diagnostic Tests by Result and County

Cumulative Total of Recovered COVID-19 Cases

Cumulative Total of Recovered COVID-19 Cases (as of 12/04/2020): 197,750

**Note on recovery:** Due to the holiday, recovered statistics were calculated on November 25th. During this response, MDHHS is reviewing vital records statistics to identify any laboratory confirmed COVID-19 cases who are 30 days out from their onset of illness to represent recovery status. As the pandemic continues to impact Michigan, this pool will expand to include more cases. Recovered is defined as the number of persons with a confirmed COVID-19 diagnosis who are alive 30 days post-onset (or referral date if onset is not available). The number of persons recovered on December 4, 2020 represents COVID-19 confirmed individuals with an onset date on or prior to November 4, 2020. If an individual dies from a COVID-related cause >30 days from onset/referral, they are removed from the number of persons recovered. These numbers will be updated every Saturday.

**Source:** Michigan Disease Surveillance System and Vital Records



[View Cases](#)[View Deaths](#)[View Table](#)

Select Preparedness Region:

All



Select County:

All



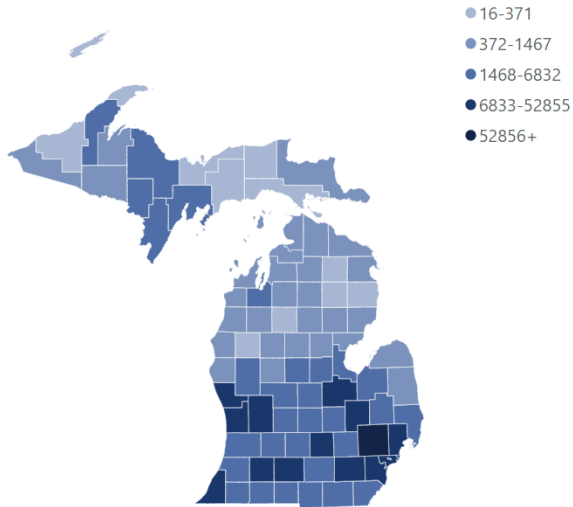
*This report is provisional and subject to change. City of Detroit and Wayne County are reported separately. MDHHS began tracking probable cases April 5, 2020. FCI indicates federal correctional institute. MDOC indicates Michigan Department of Corrections. Diagnostic tests, including nucleic acid amplification/real-time polymerase chain reaction (NAAT/RT-PCR) and rapid virus antigen detection point of care (POC) tests, look for current infection. Serology (antibody) tests are used to look for the possibility of previous infection.*

*Source: Michigan Disease Surveillance System (MDSS) and Vital Records.*

## COVID-19 Cases by County

Confirmed cases include individuals with a positive diagnostic test for COVID-19. Probable cases include individuals with COVID-19 symptoms and an epidemiologic link to confirmed COVID-19, but no diagnostic test.

### Cases by County



## Michigan

Wednesday, December 9, 2020

### Michigan (Statewide) Case Fatality Rate

2.5%

### Current Totals

Case Status	Cases	Deaths
Confirmed	415,200	10,213
Probable	33,218	493
<b>Total</b>	<b>448,418</b>	<b>10,706</b>

### Laboratory Testing

Test Type	Tests Performed
Diagnostic	7,246,465
Serology	385,279
<b>Total</b>	<b>7,631,744</b>

[View Cases](#)[View Deaths](#)[View Table](#)

Select Preparedness Region:

All



Select County:

All



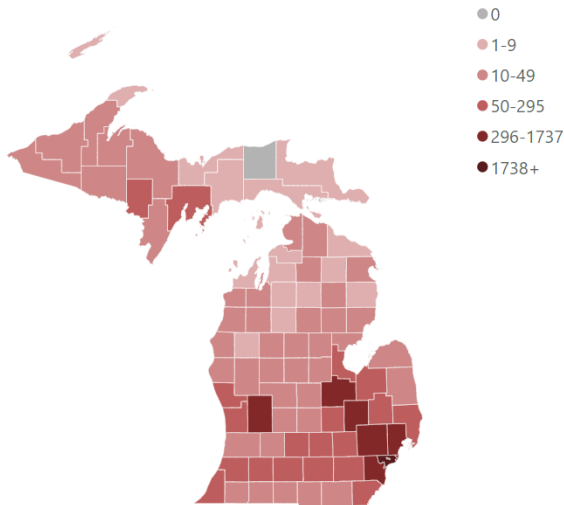
*This report is provisional and subject to change. City of Detroit and Wayne County are reported separately. MDHHS began tracking probable cases April 5, 2020. FCI indicates federal correctional institute. MDOC indicates Michigan Department of Corrections. Diagnostic tests, including nucleic acid amplification/real-time polymerase chain reaction (NAAT/RT-PCR) and rapid virus antigen detection point of care (POC) tests, look for current infection. Serology (antibody) tests are used to look for the possibility of previous infection.*

*Source: Michigan Disease Surveillance System (MDSS) and Vital Records.*

## COVID-19 Deaths by County

Confirmed deaths include individuals who had a confirmed COVID-19 infection and are classified as deceased by the case investigation, have COVID-19 indicated as a cause of death on their death certificate, or who die within 30 days of infection and their manner of death is listed as natural. Probable deaths include individuals who have COVID indicated on their death certificate, but have not had a positive diagnostic test.

### Deaths by County



## Michigan

Wednesday, December 9, 2020

### Michigan (Statewide) Case Fatality Rate

2.5%

### Current Totals

Case Status	Cases	Deaths
Confirmed	415,200	10,213
Probable	33,218	493
<b>Total</b>	<b>448,418</b>	<b>10,706</b>

### Laboratory Testing

Test Type	Tests Performed
Diagnostic	7,246,465
Serology	385,279
<b>Total</b>	<b>7,631,744</b>

Confirmed Cases

Deaths

View Table

Select Preparedness Region:

All



Select County:

All



Cases are shown by onset date or by lab specimen collection date if onset date was unavailable. Deaths are shown by date of death or date of last status update if date of death was unavailable. Tracking of probable cases and deaths did not begin until April 5, 2020, therefore only probable cases referred for investigation on or after April 5, 2020 are displayed (onset may have been prior).

Notes: FCI indicates federal correctional institute. MDOC indicates Michigan Department of Corrections.

## Daily Cases by Status

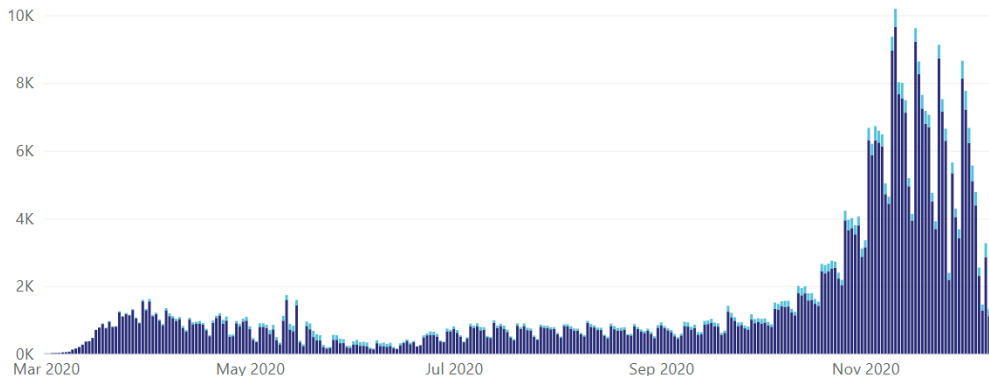
The number of daily confirmed cases represent the total number of people who had a positive diagnostic test for COVID-19 by the date of the onset of their symptoms.

Filter by Date:

3/1/2020

12/9/2020

### Cases by Date of Onset

Case Status ● Confirmed ● Probable

Confirmed Cases

Deaths

View Table

Select Preparedness Region:

All



Select County:

All



Cases are shown by onset date or by lab specimen collection date if onset date was unavailable. Deaths are shown by date of death or date of last status update if date of death was unavailable. Tracking of probable cases and deaths did not begin until April 5, 2020, therefore only probable cases referred for investigation on or after April 5, 2020 are displayed (onset may have been prior).

Notes: FCI indicates federal correctional institute. MDOC indicates Michigan Department of Corrections.

## Daily Deaths by Status

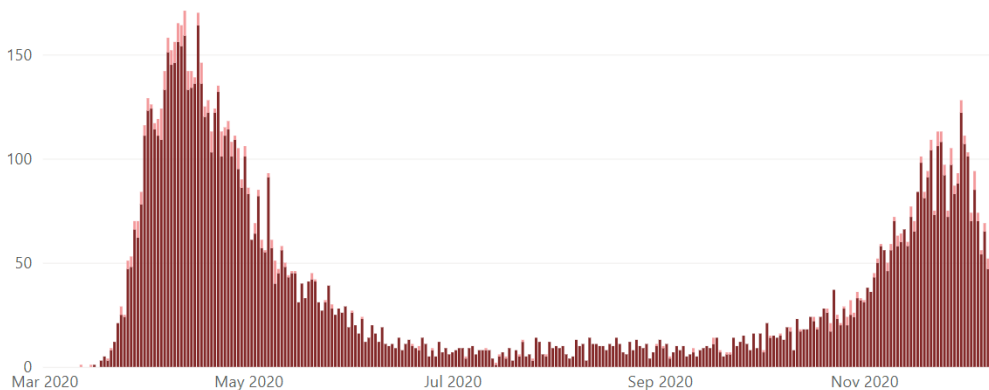
Confirmed deaths include individuals who had a confirmed COVID-19 infection and are classified as deceased by the case investigation, have COVID-19 indicated as a cause of death on their death certificate, or who die within 30 days of infection and their manner of death is listed as natural. Data are shown by the date of death.

Filter by Date:

3/1/2020

12/9/2020

## Deaths by Date of Death

Case Status ● Confirmed ● Probable

View Table

View Chart

Select Preparedness Region:

All

Select County:

All

Cases are shown by onset date or by lab specimen collection date if onset date was unavailable. Deaths are shown by date of death or date of last status update if date of death was unavailable. Tracking of probable cases and deaths did not begin until April 5, 2020, therefore these data are not displayed by date.

Notes: FCI indicates federal correctional institute. MDOC indicates Michigan Department of Corrections.

## Cumulative Confirmed Cases and Deaths among Confirmed Cases

Cumulative cases represent the total number of people who had a positive diagnostic test for COVID-19. Cases are shown by the date of onset of symptoms. Cumulative Deaths represent the total number of people who had a confirmed COVID-19 infection and are classified as deceased by the case investigation, have COVID-19 indicated as a cause of death on their death certificate, or who die within 30 days of infection and their manner of death is listed as natural. Deaths are shown by date of death.

Filter By Date:

3/1/2020

12/9/2020

### Cumulative Confirmed Cases and Deaths among Confirmed Cases by Date

● Confirmed Cases ● Deaths

0.4M

0.3M

0.2M

0.1M

0.0M

Mar 2020

May 2020

Jul 2020

Sep 2020

Nov 2020



## Cases by Demographic Characteristics

Data are suppressed when the number of cases is five or below to protect the confidentiality of individuals. The sum of the cases for individual categories may be fewer than the total number of cases due to data suppression. Rates are not calculated for multiple races, other, and unknown race categories due to the unavailability of an appropriate denominator.

Cases

Deaths

Select case status:

- ☒ Confirmed  
☐ Probable

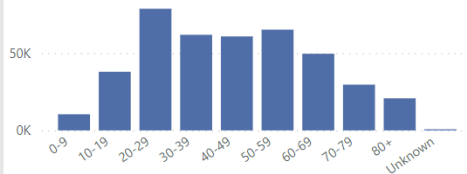
Select Preparedness Region:

All

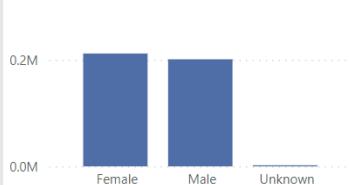
Select county:

All

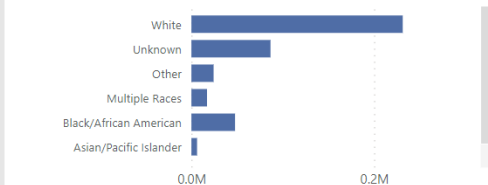
### Cases by Age Group



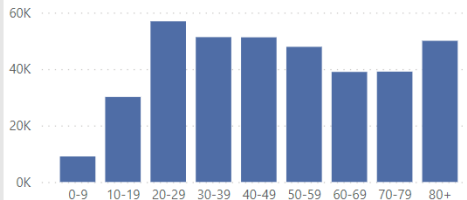
### Cases by Sex



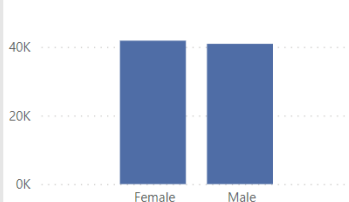
### Cases by Race



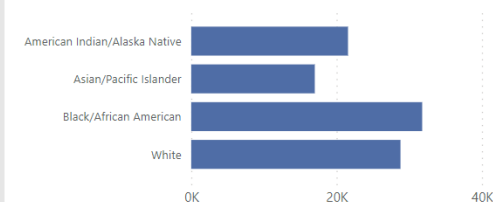
### Cases per Million by Age Group



### Cases per Million by Sex



### Cases per Million by Race



## Cases by Demographic Characteristics

Data are suppressed when the number of cases is five or below to protect the confidentiality of individuals. The sum of the cases for individual categories may be fewer than the total number of cases due to data suppression. Rates are not calculated for multiple races, other, and unknown race categories due to the unavailability of an appropriate denominator.

Cases

Deaths

Select case status:

- ☐ Confirmed  
☒ Probable

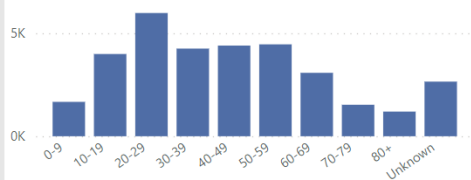
Select Preparedness Region:

All

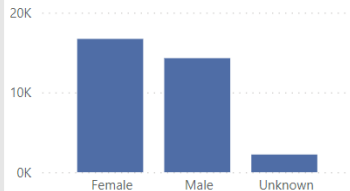
Select county:

All

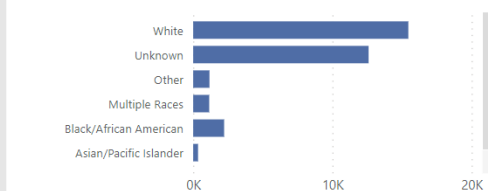
### Cases by Age Group



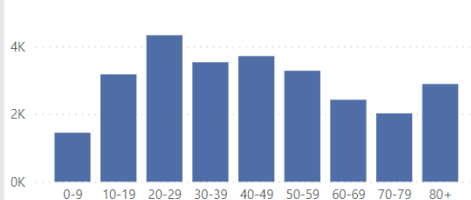
### Cases by Sex



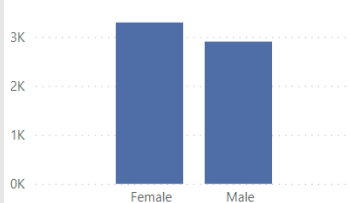
### Cases by Race



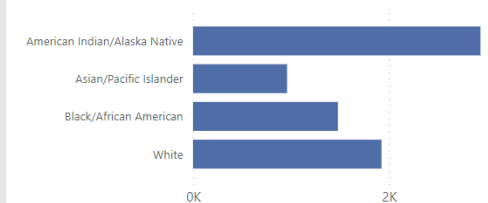
### Cases per Million by Age Group



### Cases per Million by Sex



### Cases per Million by Race



## Deaths by Demographic Characteristics

Data are suppressed when the number of deaths is five or below to protect the confidentiality of individuals. The sum of the deaths for individual categories may be fewer than the total number of deaths due to data suppression. Rates are not calculated for multiple races, other, and unknown race categories due to the unavailability of an appropriate denominator.

Cases

Deaths

Select case status:

- ☒ Confirmed  
☐ Probable

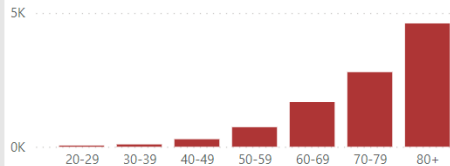
Select Preparedness Region:

All

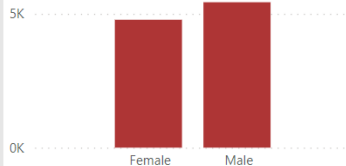
Select county:

All

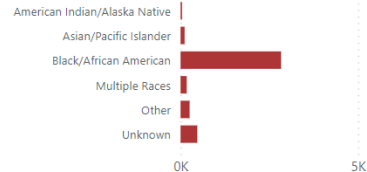
### Deaths by Age Group



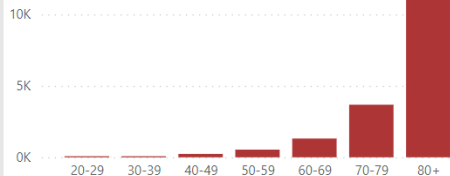
### Deaths by Sex



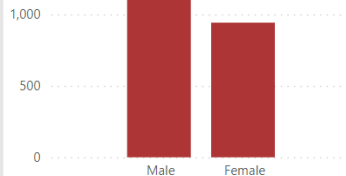
### Deaths by Race



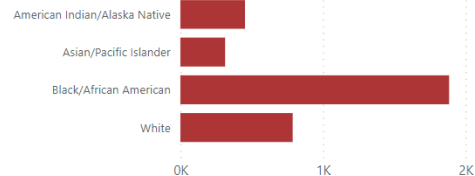
### Deaths per Million by Age Group



### Deaths per Million by Sex



### Deaths per Million by Race



## Deaths by Demographic Characteristics

Data are suppressed when the number of deaths is five or below to protect the confidentiality of individuals. The sum of the deaths for individual categories may be fewer than the total number of deaths due to data suppression. Rates are not calculated for multiple races, other, and unknown race categories due to the unavailability of an appropriate denominator.

Cases

Deaths

Select case status:

- ☐ Confirmed  
☒ Probable

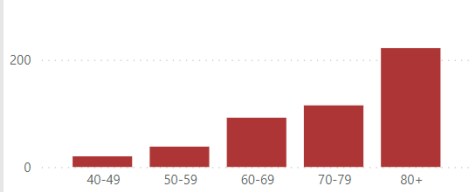
Select Preparedness Region:

All

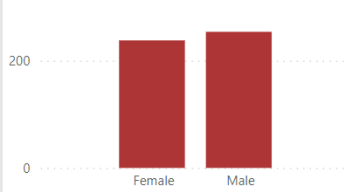
Select county:

All

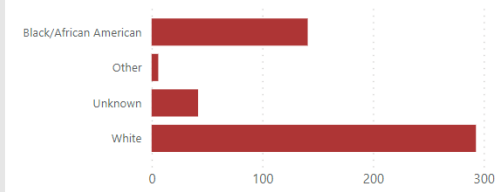
### Deaths by Age Group



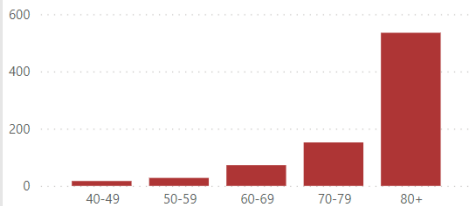
### Deaths by Sex



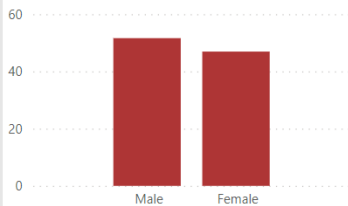
### Deaths by Race



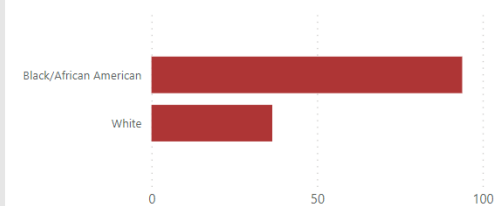
### Deaths per Million by Age Group



### Deaths per Million by Sex



### Deaths per Million by Race



[View Table](#)[View Charts](#)

Select Preparedness Region:

All

Select County:

All

Diagnostic tests are used to find current infection and look for genes or proteins from the severe acute respiratory syndrome coronavirus 2 (SARS-CoV-2), the virus that causes COVID-19. These tests, which are performed as nasal swabs, include: Nucleic acid amplification test/real-time polymerase chain reaction (NAAT/RT-PCR) test and rapid virus antigen detection point of care (POC) tests.

Serology tests are used to look for the possibility of previous infection. Serology tests look for antibodies to SARS-CoV-2 in the blood. There are currently two types of serology tests: the enzyme-linked immunosorbent assay (ELISA) test and the rapid antibody detection POC test. Serology tests do not diagnose disease and do not guarantee immunity, but might provide information about previous infection.

## Total Covid-19 Laboratory Tests

Total testing includes both diagnostic tests which are used to determine if an individual currently has COVID-19 and serology testing which is used to determine if a person has antibodies to Covid-19.

Filter by Date:

3/10/2020

12/8/2020

### Total Laboratory Tests by Type and Date

Test Type ● Diagnostic ● Serology

100K

50K

0K

May 2020

Jul 2020

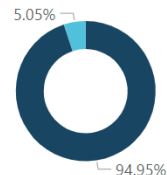
Sep 2020

Nov 2020

### Total Tests Completed to Date

Test Type	Count	Tests per Million Residents
Diagnostic	7,246,465	725,290
Serology	385,279	38,562
Total	7,631,744	763,852

### Percent of Tests Completed by Type



Test Type

● Diagnostic

● Serology

[View Table](#)[View Charts](#)

Select Preparedness Region

All



Select County

All



Diagnostic tests are used to find current infection and look for genes or proteins from the severe acute respiratory syndrome coronavirus 2 (SARS-CoV-2), the virus that causes COVID-19. These tests, which are performed as nasal swabs, include: Nucleic acid amplification test/real-time polymerase chain reaction (NAAT/RT-PCR) test and rapid virus antigen detection point of care (POC) tests. Diagnostic tests do not include serology tests which look for antibodies to SARS-Cov-2 in the blood.

## Diagnostic Covid-19 Laboratory Tests

Diagnostic tests are used to determine if an individual is currently infected with Covid-19.

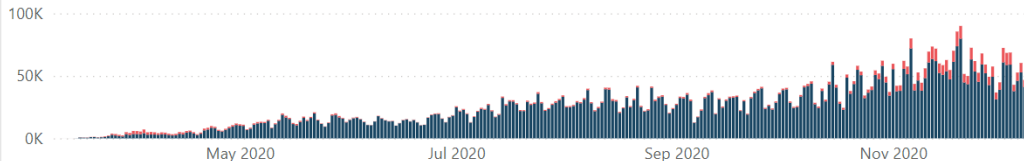
Filter by Date

3/10/2020

12/8/2020

### Total Laboratory Tests by Type and Date

Test Type ● Negative ● Positive



### Percent of Diagnostic Tests That Were Positive



### Where does the data come from?

The State of Michigan COVID-19 Dashboard displays the most recent provisional data reported to the Michigan Department of Health and Humans Services (MDHHS) about cases in Michigan by selected demographics and county of residence (City of Detroit and Wayne County are reported separately). Data are reported to MDHHS via the [Michigan Disease Surveillance System \(MDSS\)](#). Provisional Death data are provided by the MDHHS Division for [Vital Records & Health Statistics](#).

### How does MDHHS classify confirmed and probable cases?

Confirmed cases only include individuals who have had a positive diagnostic laboratory test for COVID-19. Probable cases include individuals who have symptoms consistent with COVID-19 and an epidemiologic link to a confirmed case or a positive serology (antibody) test, but do not have a positive diagnostic laboratory test for COVID-19 and individuals with a positive serology (antibody) test for COVID-19 and an epidemiologic link to a confirmed case.

### How does MDHHS classify confirmed and probable deaths?

Confirmed deaths include individuals who meet one or more of the following conditions: 1) Have been identified as a confirmed case and classified as deceased as a result of a case investigation in the Michigan Disease Surveillance System (MDSS). MDSS is the database used by state and local health department to monitor reportable diseases like COVID-19; 2) have been identified as a confirmed case in MDSS had have a death certificate with COVID-19 listed as a cause of death; 3) have been identified as a confirmed case in MDSS and die within 30 days of onset of COVID-19 infection and have a death certificate which classifies their manner death as 'natural'. Probable deaths include individuals who have COVID indicated as a cause of death on their death certificate but have not had a positive diagnostic laboratory test.

### Why do the number of probable cases fluctuate?

The number of probable cases can change daily based on the investigation efforts of the health department. When a probable case is first reported, local and/or state health department staff investigate to determine if the person meets the case definition of probable. As additional information is gathered, the case could be re-classified to confirmed, remain as probable, or be determined as not a case.

### Why do data in the demographics tab not sum to the total number of cases for a county or region?

Data are not shown whenever the number of cases for a particular demographic category is fewer than six to protect the confidentiality of individuals. Rates are not calculated for other, multiple, and unknown race because an appropriate population denominator is not available for these categories at the county level.

### Where can I get more information about COVID-19?

Visit <https://www.michigan.gov/coronavirus> to find information on resources and assistance, answers to frequently asked questions, and the latest updates on Michigan's response to COVID-19. For COVID-19 updates from CDC visit <https://www.cdc.gov/coronavirus/2019-ncov>.

# PUBLIC USE DATASETS

## Cases and Deaths by County

### README

Includes total cases and deaths to date by case status (confirmed or probable) and county.

County is based on the county of residence.

Confirmed cases only include individuals who have had a positive diagnostic laboratory test for COVID-19.

Probable cases include individuals who have symptoms consistent with COVID-19 and an epidemiologic link to a confirmed case or a positive serology (antibody) test, but do not have a positive diagnostic laboratory test for COVID-19 and individuals with a positive serology (antibody) test for COVID-19 and an epidemiologic link to a confirmed case.

Confirmed deaths include individuals who meet one or more of the following conditions: 1) Have been identified as a confirmed case and classified as deceased as a result of a case investigation in the Michigan Disease Surveillance System (MDSS). MDSS is the database used by state and local health department to monitor reportable diseases like COVID-19; 2) have been identified as a confirmed case in MDSS had have a death certificate with COVID-19 listed as a cause of death; 3) have been identified as a confirmed case in MDSS and die within 30 days of onset of COVID-19 infection and have a death certificate which classifies their manner death as 'natural'.

Probable deaths include individuals who have COVID indicated as a cause of death on their death certificate but have not had a positive diagnostic laboratory test.

The number of probable cases can change daily based on information obtained through the health department investigation. Probable cases can be re-classified as a confirmed case or determined to not be a case.



# **CASES AND DEATHS BY COUNTY 2020-12-09**

Updated	COUNTY	ConfirmedCases	ConfirmedDeaths	ProbableCases	ProbableDeaths
2020/12/09 14:31:47	Alcona	238	7	52	1
2020/12/09 14:31:47	Alger	171	1	87	1
2020/12/09 14:31:47	Allegan	4367	33	391	8
2020/12/09 14:31:47	Alpena	795	18	108	0
2020/12/09 14:31:47	Antrim	464	8	56	0
2020/12/09 14:31:47	Arenac	479	22	48	0
2020/12/09 14:31:47	Baraga	440	24	90	0
2020/12/09 14:31:47	Barry	2399	17	167	1
2020/12/09 14:31:47	Bay	5070	128	171	0
2020/12/09 14:31:47	Benzie	488	12	58	0
2020/12/09 14:31:47	Berrien	7445	126	495	6
2020/12/09 14:31:47	Branch	2403	44	225	2
2020/12/09 14:31:47	Calhoun	6085	135	748	6
2020/12/09 14:31:47	Cass	2387	31	219	0
2020/12/09 14:31:47	Charlevoix	638	7	103	0
2020/12/09 14:31:47	Cheboygan	534	24	75	0
2020/12/09 14:31:47	Chippewa	426	6	595	2
2020/12/09 14:31:47	Clare	845	26	96	0
2020/12/09 14:31:47	Clinton	3038	27	194	0
2020/12/09 14:31:47	Crawford	382	5	25	0
2020/12/09 14:31:47	Delta	2351	53	346	12
2020/12/09 14:31:47	Dickinson	1818	49	128	10
2020/12/09 14:31:47	Eaton	3593	59	217	2
2020/12/09 14:31:47	Emmet	992	29	104	0
2020/12/09 14:31:47	Genesee	15444	448	2202	31
2020/12/09 14:31:47	Gladwin	865	13	127	1
2020/12/09 14:31:47	Gogebic	653	11	260	14
2020/12/09 14:31:47	Grand Traverse	2149	27	214	0
2020/12/09 14:31:47	Gratiot	1806	42	121	0
2020/12/09 14:31:47	Hillsdale	1905	46	127	2
2020/12/09 14:31:47	Houghton	1422	13	361	3
2020/12/09 14:31:47	Huron	979	20	146	1
2020/12/09 14:31:47	Ingham	10271	133	205	0
2020/12/09 14:31:47	Ionia	2837	31	53	0
2020/12/09 14:31:47	Iosco	824	32	111	1
2020/12/09 14:31:47	Iron	725	31	38	5
2020/12/09 14:31:47	Isabella	2573	30	270	0
2020/12/09 14:31:47	Jackson	6143	108	137	2
2020/12/09 14:31:47	Kalamazoo	9284	172	1335	9
2020/12/09 14:31:47	Kalkaska	390	9	29	0
2020/12/09 14:31:47	Kent	35888	415	1928	13
2020/12/09 14:31:47	Keweenaw	65	1	14	1
2020/12/09 14:31:47	Lake	239	6	5	0
2020/12/09 14:31:47	Lapeer	2849	65	329	1
2020/12/09 14:31:47	Leelanau	422	3	50	0
2020/12/09 14:31:47	Lenawee	3112	36	108	3
2020/12/09 14:31:47	Livingston	6092	52	528	1

2020/12/09 14:31:47	Luce	122	0	56	0
2020/12/09 14:31:47	Mackinac	239	1	100	0
2020/12/09 14:31:47	Macomb	41462	1304	1849	58
2020/12/09 14:31:47	Manistee	446	9	20	1
2020/12/09 14:31:47	Marquette	2854	38	344	1
2020/12/09 14:31:47	Mason	697	13	51	0
2020/12/09 14:31:47	Mecosta	1377	12	57	0
2020/12/09 14:31:47	Menominee	1302	20	166	0
2020/12/09 14:31:47	Midland	2945	30	456	2
2020/12/09 14:31:47	Missaukee	330	7	22	0
2020/12/09 14:31:47	Monroe	5820	106	555	4
2020/12/09 14:31:47	Montcalm	2302	36	131	0
2020/12/09 14:31:47	Montmorency	216	2	24	0
2020/12/09 14:31:47	Muskegon	8160	203	158	1
2020/12/09 14:31:47	Newaygo	1875	22	53	1
2020/12/09 14:31:47	Oakland	46696	1380	6160	60
2020/12/09 14:31:47	Oceana	1365	29	53	0
2020/12/09 14:31:47	Ogemaw	620	20	96	1
2020/12/09 14:31:47	Ontonagon	269	14	27	1
2020/12/09 14:31:47	Osceola	598	11	69	0
2020/12/09 14:31:47	Oscoda	207	10	44	0
2020/12/09 14:31:47	Otsego	756	18	103	1
2020/12/09 14:31:47	Ottawa	15125	180	870	20
2020/12/09 14:31:47	Presque Isle	341	3	31	1
2020/12/09 14:31:47	Roscommon	694	23	94	0
2020/12/09 14:31:47	Saginaw	9750	290	427	6
2020/12/09 14:31:47	Sanilac	1132	26	39	1
2020/12/09 14:31:47	Schoolcraft	187	2	14	1
2020/12/09 14:31:47	Shiawassee	2377	49	59	1
2020/12/09 14:31:47	St Clair	5034	105	658	4
2020/12/09 14:31:47	St Joseph	2707	37	276	2
2020/12/09 14:31:47	Tuscola	1888	67	167	0
2020/12/09 14:31:47	Van Buren	3256	54	156	2
2020/12/09 14:31:47	Washtenaw	10437	146	1033	2
2020/12/09 14:31:47	Wayne	46063	1559	3171	65
2020/12/09 14:31:47	Wexford	763	18	31	0
2020/12/09 14:31:47	MDOC	16086	99	422	0
2020/12/09 14:31:47	FCI	216	5	5	0
2020/12/09 14:31:47	Out-of-State	1180	8	38	1
2020/12/09 14:31:47	Unknown	3	0	13	1
2020/12/09 14:31:47	Detroit City	22518	1622	1624	116

# PUBLIC USE DATASETS

## Cases by Demographics Statewide

### README

Includes the total number of confirmed and probable cases and confirmed and probable deaths to date by demographic characteristics

Confirmed cases only include individuals who have had a positive diagnostic laboratory test for COVID-19.

Probable cases include individuals who have symptoms consistent with COVID-19 and an epidemiologic link to a confirmed case or a positive serology (antibody) test, but do not have a positive diagnostic laboratory test for COVID-19 and individuals with a positive serology (antibody) test for COVID-19 and an epidemiologic link to a confirmed case.

Confirmed deaths include individuals who meet one or more of the following conditions: 1) Have been identified as a confirmed case and classified as deceased as a result of a case investigation in the Michigan Disease Surveillance System (MDSS). MDSS is the database used by state and local health department to monitor reportable diseases like COVID-19; 2) have been identified as a confirmed case in MDSS had have a death certificate with COVID-19 listed as a cause of death; 3) have been identified as a confirmed case in MDSS and die within 30 days of onset of COVID-19 infection and have a death certificate which classifies their manner death as 'natural'.

Probable deaths include individuals who have COVID indicated as a cause of death on their death certificate but have not had a positive diagnostic laboratory test.

The number of probable cases can change daily based on information obtained through the health department investigation. Probable cases can be re-classified as a confirmed case or determined to not be a case.

Data is suppressed when the number of cases or deaths in a single category is between one and five to protect the confidentiality of individuals.

# **CASES BY DEMOGRAPHICS STATEWIDE 2020-12-09**

CASE_STATUS	AgeCat	RaceCat	SEX	Cases	Deaths
Confirmed	0-9	American Indian/Alaska Native	Female	38	0
Confirmed	10-19	American Indian/Alaska Native	Female	127	0
Confirmed	20-29	American Indian/Alaska Native	Female	229	0
Confirmed	30-39	American Indian/Alaska Native	Female	179	Suppressed
Confirmed	40-49	American Indian/Alaska Native	Female	153	0
Confirmed	50-59	American Indian/Alaska Native	Female	155	0
Confirmed	60-69	American Indian/Alaska Native	Female	103	Suppressed
Confirmed	70-79	American Indian/Alaska Native	Female	62	7
Confirmed	80+	American Indian/Alaska Native	Female	23	Suppressed
Confirmed	Unknown	American Indian/Alaska Native	Female	0	0
Confirmed	0-9	Asian/Pacific Islander	Female	90	0
Confirmed	10-19	Asian/Pacific Islander	Female	311	0
Confirmed	20-29	Asian/Pacific Islander	Female	672	0
Confirmed	30-39	Asian/Pacific Islander	Female	590	0
Confirmed	40-49	Asian/Pacific Islander	Female	529	0
Confirmed	50-59	Asian/Pacific Islander	Female	468	Suppressed
Confirmed	60-69	Asian/Pacific Islander	Female	259	Suppressed
Confirmed	70-79	Asian/Pacific Islander	Female	127	13
Confirmed	80+	Asian/Pacific Islander	Female	93	28
Confirmed	Unknown	Asian/Pacific Islander	Female	0	0
Confirmed	0-9	Black/African American	Female	467	Suppressed
Confirmed	10-19	Black/African American	Female	1364	Suppressed
Confirmed	20-29	Black/African American	Female	4236	8
Confirmed	30-39	Black/African American	Female	3913	11
Confirmed	40-49	Black/African American	Female	3552	59
Confirmed	50-59	Black/African American	Female	3342	122
Confirmed	60-69	Black/African American	Female	2911	258
Confirmed	70-79	Black/African American	Female	1830	354
Confirmed	80+	Black/African American	Female	1339	485
Confirmed	Unknown	Black/African American	Female	10	0
Confirmed	0-9	Multiple Races	Female	278	0
Confirmed	10-19	Multiple Races	Female	1034	Suppressed
Confirmed	20-29	Multiple Races	Female	1775	0
Confirmed	30-39	Multiple Races	Female	1296	0
Confirmed	40-49	Multiple Races	Female	1384	Suppressed
Confirmed	50-59	Multiple Races	Female	1441	Suppressed
Confirmed	60-69	Multiple Races	Female	1066	7
Confirmed	70-79	Multiple Races	Female	575	21
Confirmed	80+	Multiple Races	Female	404	43
Confirmed	Unknown	Multiple Races	Female	9	0
Confirmed	0-9	Other	Female	487	0
Confirmed	10-19	Other	Female	1420	0
Confirmed	20-29	Other	Female	2703	0
Confirmed	30-39	Other	Female	2028	Suppressed
Confirmed	40-49	Other	Female	1920	Suppressed
Confirmed	50-59	Other	Female	1463	8
Confirmed	60-69	Other	Female	922	21

Confirmed	70-79	Other	Female	506	28
Confirmed	80+	Other	Female	389	50
Confirmed	Unknown	Other	Female	7	0
Confirmed	0-9	Unknown	Female	907	0
Confirmed	10-19	Unknown	Female	3604	0
Confirmed	20-29	Unknown	Female	8560	Suppressed
Confirmed	30-39	Unknown	Female	6796	0
Confirmed	40-49	Unknown	Female	7078	7
Confirmed	50-59	Unknown	Female	7541	12
Confirmed	60-69	Unknown	Female	4692	33
Confirmed	70-79	Unknown	Female	2224	45
Confirmed	80+	Unknown	Female	1817	120
Confirmed	Unknown	Unknown	Female	98	0
Confirmed	0-9	White	Female	2725	0
Confirmed	10-19	White	Female	11886	0
Confirmed	20-29	White	Female	22916	9
Confirmed	30-39	White	Female	16210	14
Confirmed	40-49	White	Female	16287	33
Confirmed	50-59	White	Female	18070	114
Confirmed	60-69	White	Female	14345	319
Confirmed	70-79	White	Female	9498	677
Confirmed	80+	White	Female	8530	1838
Confirmed	Unknown	White	Female	62	0
Confirmed	0-9	American Indian/Alaska Native	Male	35	0
Confirmed	10-19	American Indian/Alaska Native	Male	94	0
Confirmed	20-29	American Indian/Alaska Native	Male	167	0
Confirmed	30-39	American Indian/Alaska Native	Male	154	0
Confirmed	40-49	American Indian/Alaska Native	Male	147	0
Confirmed	50-59	American Indian/Alaska Native	Male	141	Suppressed
Confirmed	60-69	American Indian/Alaska Native	Male	112	12
Confirmed	70-79	American Indian/Alaska Native	Male	56	11
Confirmed	80+	American Indian/Alaska Native	Male	20	Suppressed
Confirmed	Unknown	American Indian/Alaska Native	Male	0	0
Confirmed	0-9	Asian/Pacific Islander	Male	113	0
Confirmed	10-19	Asian/Pacific Islander	Male	281	0
Confirmed	20-29	Asian/Pacific Islander	Male	720	0
Confirmed	30-39	Asian/Pacific Islander	Male	565	0
Confirmed	40-49	Asian/Pacific Islander	Male	468	Suppressed
Confirmed	50-59	Asian/Pacific Islander	Male	426	Suppressed
Confirmed	60-69	Asian/Pacific Islander	Male	271	17
Confirmed	70-79	Asian/Pacific Islander	Male	121	23
Confirmed	80+	Asian/Pacific Islander	Male	68	19
Confirmed	Unknown	Asian/Pacific Islander	Male	0	0
Confirmed	0-9	Black/African American	Male	508	0
Confirmed	10-19	Black/African American	Male	1269	Suppressed
Confirmed	20-29	Black/African American	Male	4291	13
Confirmed	30-39	Black/African American	Male	4425	29
Confirmed	40-49	Black/African American	Male	4200	82
Confirmed	50-59	Black/African American	Male	4122	218
Confirmed	60-69	Black/African American	Male	3284	384

Confirmed	70-79	Black/African American	Male	1795	465
Confirmed	80+	Black/African American	Male	805	340
Confirmed	Unknown	Black/African American	Male	Suppressed	0
Confirmed	0-9	Multiple Races	Male	319	Suppressed
Confirmed	10-19	Multiple Races	Male	1001	0
Confirmed	20-29	Multiple Races	Male	1447	0
Confirmed	30-39	Multiple Races	Male	1027	Suppressed
Confirmed	40-49	Multiple Races	Male	1080	Suppressed
Confirmed	50-59	Multiple Races	Male	1141	9
Confirmed	60-69	Multiple Races	Male	968	26
Confirmed	70-79	Multiple Races	Male	535	22
Confirmed	80+	Multiple Races	Male	244	34
Confirmed	Unknown	Multiple Races	Male	Suppressed	0
Confirmed	0-9	Other	Male	528	0
Confirmed	10-19	Other	Male	1410	0
Confirmed	20-29	Other	Male	2817	Suppressed
Confirmed	30-39	Other	Male	2188	Suppressed
Confirmed	40-49	Other	Male	2024	11
Confirmed	50-59	Other	Male	1688	12
Confirmed	60-69	Other	Male	988	44
Confirmed	70-79	Other	Male	495	41
Confirmed	80+	Other	Male	210	27
Confirmed	Unknown	Other	Male	Suppressed	0
Confirmed	0-9	Unknown	Male	933	0
Confirmed	10-19	Unknown	Male	3438	0
Confirmed	20-29	Unknown	Male	8681	0
Confirmed	30-39	Unknown	Male	7198	Suppressed
Confirmed	40-49	Unknown	Male	6619	16
Confirmed	50-59	Unknown	Male	7425	19
Confirmed	60-69	Unknown	Male	4599	44
Confirmed	70-79	Unknown	Male	2000	80
Confirmed	80+	Unknown	Male	1020	87
Confirmed	Unknown	Unknown	Male	97	0
Confirmed	0-9	White	Male	2966	0
Confirmed	10-19	White	Male	10476	0
Confirmed	20-29	White	Male	19091	10
Confirmed	30-39	White	Male	15025	19
Confirmed	40-49	White	Male	15052	62
Confirmed	50-59	White	Male	17477	203
Confirmed	60-69	White	Male	14888	499
Confirmed	70-79	White	Male	9701	999
Confirmed	80+	White	Male	5716	1530
Confirmed	Unknown	White	Male	53	0
Confirmed	0-9	American Indian/Alaska Native	Unknown	0	0
Confirmed	10-19	American Indian/Alaska Native	Unknown	Suppressed	0
Confirmed	20-29	American Indian/Alaska Native	Unknown	0	0
Confirmed	30-39	American Indian/Alaska Native	Unknown	Suppressed	0
Confirmed	40-49	American Indian/Alaska Native	Unknown	0	0
Confirmed	50-59	American Indian/Alaska Native	Unknown	Suppressed	0
Confirmed	60-69	American Indian/Alaska Native	Unknown	0	0

Confirmed	70-79	American Indian/Alaska Native	Unknown	0	0
Confirmed	80+	American Indian/Alaska Native	Unknown	0	0
Confirmed	Unknown	American Indian/Alaska Native	Unknown	0	0
Confirmed	0-9	Asian/Pacific Islander	Unknown	0	0
Confirmed	10-19	Asian/Pacific Islander	Unknown	Suppressed	0
Confirmed	20-29	Asian/Pacific Islander	Unknown	Suppressed	0
Confirmed	30-39	Asian/Pacific Islander	Unknown	Suppressed	0
Confirmed	40-49	Asian/Pacific Islander	Unknown	Suppressed	0
Confirmed	50-59	Asian/Pacific Islander	Unknown	Suppressed	0
Confirmed	60-69	Asian/Pacific Islander	Unknown	0	0
Confirmed	70-79	Asian/Pacific Islander	Unknown	0	0
Confirmed	80+	Asian/Pacific Islander	Unknown	0	0
Confirmed	Unknown	Asian/Pacific Islander	Unknown	0	0
Confirmed	0-9	Black/African American	Unknown	Suppressed	0
Confirmed	10-19	Black/African American	Unknown	9	0
Confirmed	20-29	Black/African American	Unknown	22	0
Confirmed	30-39	Black/African American	Unknown	16	0
Confirmed	40-49	Black/African American	Unknown	16	0
Confirmed	50-59	Black/African American	Unknown	16	0
Confirmed	60-69	Black/African American	Unknown	8	0
Confirmed	70-79	Black/African American	Unknown	Suppressed	0
Confirmed	80+	Black/African American	Unknown	Suppressed	0
Confirmed	Unknown	Black/African American	Unknown	0	0
Confirmed	0-9	Multiple Races	Unknown	Suppressed	0
Confirmed	10-19	Multiple Races	Unknown	7	0
Confirmed	20-29	Multiple Races	Unknown	14	0
Confirmed	30-39	Multiple Races	Unknown	10	0
Confirmed	40-49	Multiple Races	Unknown	11	0
Confirmed	50-59	Multiple Races	Unknown	9	0
Confirmed	60-69	Multiple Races	Unknown	6	0
Confirmed	70-79	Multiple Races	Unknown	Suppressed	0
Confirmed	80+	Multiple Races	Unknown	Suppressed	0
Confirmed	Unknown	Multiple Races	Unknown	Suppressed	0
Confirmed	0-9	Other	Unknown	Suppressed	0
Confirmed	10-19	Other	Unknown	7	0
Confirmed	20-29	Other	Unknown	12	0
Confirmed	30-39	Other	Unknown	15	0
Confirmed	40-49	Other	Unknown	19	0
Confirmed	50-59	Other	Unknown	7	0
Confirmed	60-69	Other	Unknown	9	0
Confirmed	70-79	Other	Unknown	Suppressed	0
Confirmed	80+	Other	Unknown	Suppressed	0
Confirmed	Unknown	Other	Unknown	Suppressed	0
Confirmed	0-9	Unknown	Unknown	31	0
Confirmed	10-19	Unknown	Unknown	133	0
Confirmed	20-29	Unknown	Unknown	275	0
Confirmed	30-39	Unknown	Unknown	163	0
Confirmed	40-49	Unknown	Unknown	218	0
Confirmed	50-59	Unknown	Unknown	199	0
Confirmed	60-69	Unknown	Unknown	109	Suppressed

Confirmed	70-79	Unknown	Unknown	45	Suppressed
Confirmed	80+	Unknown	Unknown	51	Suppressed
Confirmed	Unknown	Unknown	Unknown	20	0
Confirmed	0-9	White	Unknown	6	0
Confirmed	10-19	White	Unknown	59	0
Confirmed	20-29	White	Unknown	74	0
Confirmed	30-39	White	Unknown	52	0
Confirmed	40-49	White	Unknown	40	0
Confirmed	50-59	White	Unknown	33	0
Confirmed	60-69	White	Unknown	45	0
Confirmed	70-79	White	Unknown	19	0
Confirmed	80+	White	Unknown	13	0
Confirmed	Unknown	White	Unknown	Suppressed	0
Probable	0-9	American Indian/Alaska Native	Female	12	0
Probable	10-19	American Indian/Alaska Native	Female	23	0
Probable	20-29	American Indian/Alaska Native	Female	30	0
Probable	30-39	American Indian/Alaska Native	Female	17	0
Probable	40-49	American Indian/Alaska Native	Female	20	0
Probable	50-59	American Indian/Alaska Native	Female	16	0
Probable	60-69	American Indian/Alaska Native	Female	12	0
Probable	70-79	American Indian/Alaska Native	Female	Suppressed	0
Probable	80+	American Indian/Alaska Native	Female	Suppressed	0
Probable	Unknown	American Indian/Alaska Native	Female	Suppressed	0
Probable	0-9	Asian/Pacific Islander	Female	12	0
Probable	10-19	Asian/Pacific Islander	Female	23	0
Probable	20-29	Asian/Pacific Islander	Female	48	0
Probable	30-39	Asian/Pacific Islander	Female	27	0
Probable	40-49	Asian/Pacific Islander	Female	22	0
Probable	50-59	Asian/Pacific Islander	Female	25	0
Probable	60-69	Asian/Pacific Islander	Female	11	Suppressed
Probable	70-79	Asian/Pacific Islander	Female	6	0
Probable	80+	Asian/Pacific Islander	Female	Suppressed	0
Probable	Unknown	Asian/Pacific Islander	Female	Suppressed	0
Probable	0-9	Black/African American	Female	49	0
Probable	10-19	Black/African American	Female	86	0
Probable	20-29	Black/African American	Female	209	0
Probable	30-39	Black/African American	Female	176	0
Probable	40-49	Black/African American	Female	185	Suppressed
Probable	50-59	Black/African American	Female	193	8
Probable	60-69	Black/African American	Female	146	12
Probable	70-79	Black/African American	Female	64	13
Probable	80+	Black/African American	Female	43	25
Probable	Unknown	Black/African American	Female	14	0
Probable	0-9	Multiple Races	Female	44	0
Probable	10-19	Multiple Races	Female	86	0
Probable	20-29	Multiple Races	Female	110	0
Probable	30-39	Multiple Races	Female	63	0
Probable	40-49	Multiple Races	Female	83	0
Probable	50-59	Multiple Races	Female	77	0
Probable	60-69	Multiple Races	Female	57	0



Probable	70-79	Multiple Races	Female	24	0
Probable	80+	Multiple Races	Female	16	Suppressed
Probable	Unknown	Multiple Races	Female	23	0
Probable	0-9	Other	Female	47	0
Probable	10-19	Other	Female	98	0
Probable	20-29	Other	Female	128	0
Probable	30-39	Other	Female	91	0
Probable	40-49	Other	Female	101	0
Probable	50-59	Other	Female	53	Suppressed
Probable	60-69	Other	Female	31	Suppressed
Probable	70-79	Other	Female	19	0
Probable	80+	Other	Female	6	0
Probable	Unknown	Other	Female	9	0
Probable	0-9	Unknown	Female	135	0
Probable	10-19	Unknown	Female	521	0
Probable	20-29	Unknown	Female	1062	0
Probable	30-39	Unknown	Female	712	0
Probable	40-49	Unknown	Female	792	0
Probable	50-59	Unknown	Female	818	Suppressed
Probable	60-69	Unknown	Female	589	Suppressed
Probable	70-79	Unknown	Female	231	0
Probable	80+	Unknown	Female	156	9
Probable	Unknown	Unknown	Female	678	0
Probable	0-9	White	Female	495	0
Probable	10-19	White	Female	1171	Suppressed
Probable	20-29	White	Female	1495	0
Probable	30-39	White	Female	1019	0
Probable	40-49	White	Female	1119	Suppressed
Probable	50-59	White	Female	1137	9
Probable	60-69	White	Female	771	19
Probable	70-79	White	Female	441	30
Probable	80+	White	Female	523	94
Probable	Unknown	White	Female	200	0
Probable	0-9	American Indian/Alaska Native	Male	11	0
Probable	10-19	American Indian/Alaska Native	Male	26	0
Probable	20-29	American Indian/Alaska Native	Male	27	0
Probable	30-39	American Indian/Alaska Native	Male	18	0
Probable	40-49	American Indian/Alaska Native	Male	19	0
Probable	50-59	American Indian/Alaska Native	Male	18	0
Probable	60-69	American Indian/Alaska Native	Male	9	Suppressed
Probable	70-79	American Indian/Alaska Native	Male	Suppressed	Suppressed
Probable	80+	American Indian/Alaska Native	Male	Suppressed	Suppressed
Probable	Unknown	American Indian/Alaska Native	Male	Suppressed	0
Probable	0-9	Asian/Pacific Islander	Male	19	0
Probable	10-19	Asian/Pacific Islander	Male	19	0
Probable	20-29	Asian/Pacific Islander	Male	40	0
Probable	30-39	Asian/Pacific Islander	Male	37	0
Probable	40-49	Asian/Pacific Islander	Male	20	0
Probable	50-59	Asian/Pacific Islander	Male	17	Suppressed
Probable	60-69	Asian/Pacific Islander	Male	6	0

Probable	70-79	Asian/Pacific Islander	Male	Suppressed	Suppressed
Probable	80+	Asian/Pacific Islander	Male	Suppressed	Suppressed
Probable	Unknown	Asian/Pacific Islander	Male	Suppressed	0
Probable	0-9	Black/African American	Male	50	0
Probable	10-19	Black/African American	Male	89	0
Probable	20-29	Black/African American	Male	183	0
Probable	30-39	Black/African American	Male	172	0
Probable	40-49	Black/African American	Male	150	8
Probable	50-59	Black/African American	Male	171	8
Probable	60-69	Black/African American	Male	133	22
Probable	70-79	Black/African American	Male	59	27
Probable	80+	Black/African American	Male	26	15
Probable	Unknown	Black/African American	Male	8	0
Probable	0-9	Multiple Races	Male	47	0
Probable	10-19	Multiple Races	Male	91	0
Probable	20-29	Multiple Races	Male	104	0
Probable	30-39	Multiple Races	Male	58	0
Probable	40-49	Multiple Races	Male	75	Suppressed
Probable	50-59	Multiple Races	Male	61	0
Probable	60-69	Multiple Races	Male	43	0
Probable	70-79	Multiple Races	Male	19	0
Probable	80+	Multiple Races	Male	6	Suppressed
Probable	Unknown	Multiple Races	Male	32	0
Probable	0-9	Other	Male	36	0
Probable	10-19	Other	Male	94	0
Probable	20-29	Other	Male	119	0
Probable	30-39	Other	Male	105	0
Probable	40-49	Other	Male	103	0
Probable	50-59	Other	Male	61	0
Probable	60-69	Other	Male	34	Suppressed
Probable	70-79	Other	Male	12	Suppressed
Probable	80+	Other	Male	Suppressed	0
Probable	Unknown	Other	Male	8	0
Probable	0-9	Unknown	Male	162	0
Probable	10-19	Unknown	Male	520	0
Probable	20-29	Unknown	Male	922	0
Probable	30-39	Unknown	Male	720	Suppressed
Probable	40-49	Unknown	Male	625	Suppressed
Probable	50-59	Unknown	Male	678	0
Probable	60-69	Unknown	Male	428	Suppressed
Probable	70-79	Unknown	Male	189	7
Probable	80+	Unknown	Male	96	13
Probable	Unknown	Unknown	Male	541	0
Probable	0-9	White	Male	492	0
Probable	10-19	White	Male	1017	0
Probable	20-29	White	Male	1259	Suppressed
Probable	30-39	White	Male	851	Suppressed
Probable	40-49	White	Male	875	Suppressed
Probable	50-59	White	Male	933	10
Probable	60-69	White	Male	686	25

Probable	70-79	White	Male	391	33
Probable	80+	White	Male	297	61
Probable	Unknown	White	Male	157	0
Probable	0-9	American Indian/Alaska Native	Unknown	0	0
Probable	10-19	American Indian/Alaska Native	Unknown	0	0
Probable	20-29	American Indian/Alaska Native	Unknown	Suppressed	0
Probable	30-39	American Indian/Alaska Native	Unknown	0	0
Probable	40-49	American Indian/Alaska Native	Unknown	0	0
Probable	50-59	American Indian/Alaska Native	Unknown	0	0
Probable	60-69	American Indian/Alaska Native	Unknown	0	0
Probable	70-79	American Indian/Alaska Native	Unknown	0	0
Probable	80+	American Indian/Alaska Native	Unknown	0	0
Probable	Unknown	American Indian/Alaska Native	Unknown	Suppressed	0
Probable	0-9	Asian/Pacific Islander	Unknown	0	0
Probable	10-19	Asian/Pacific Islander	Unknown	0	0
Probable	20-29	Asian/Pacific Islander	Unknown	Suppressed	0
Probable	30-39	Asian/Pacific Islander	Unknown	Suppressed	0
Probable	40-49	Asian/Pacific Islander	Unknown	Suppressed	0
Probable	50-59	Asian/Pacific Islander	Unknown	0	0
Probable	60-69	Asian/Pacific Islander	Unknown	0	0
Probable	70-79	Asian/Pacific Islander	Unknown	0	0
Probable	80+	Asian/Pacific Islander	Unknown	0	0
Probable	Unknown	Asian/Pacific Islander	Unknown	0	0
Probable	0-9	Black/African American	Unknown	0	0
Probable	10-19	Black/African American	Unknown	0	0
Probable	20-29	Black/African American	Unknown	Suppressed	0
Probable	30-39	Black/African American	Unknown	Suppressed	0
Probable	40-49	Black/African American	Unknown	Suppressed	0
Probable	50-59	Black/African American	Unknown	Suppressed	0
Probable	60-69	Black/African American	Unknown	Suppressed	0
Probable	70-79	Black/African American	Unknown	Suppressed	0
Probable	80+	Black/African American	Unknown	0	0
Probable	Unknown	Black/African American	Unknown	Suppressed	0
Probable	0-9	Multiple Races	Unknown	Suppressed	0
Probable	10-19	Multiple Races	Unknown	Suppressed	0
Probable	20-29	Multiple Races	Unknown	9	0
Probable	30-39	Multiple Races	Unknown	Suppressed	0
Probable	40-49	Multiple Races	Unknown	0	0
Probable	50-59	Multiple Races	Unknown	Suppressed	0
Probable	60-69	Multiple Races	Unknown	Suppressed	0
Probable	70-79	Multiple Races	Unknown	0	0
Probable	80+	Multiple Races	Unknown	0	0
Probable	Unknown	Multiple Races	Unknown	7	0
Probable	0-9	Other	Unknown	Suppressed	0
Probable	10-19	Other	Unknown	Suppressed	0
Probable	20-29	Other	Unknown	Suppressed	0
Probable	30-39	Other	Unknown	Suppressed	0
Probable	40-49	Other	Unknown	Suppressed	0
Probable	50-59	Other	Unknown	Suppressed	0
Probable	60-69	Other	Unknown	Suppressed	0

Probable	70-79	Other	Unknown	0	0
Probable	80+	Other	Unknown	0	0
Probable	Unknown	Other	Unknown	0	0
Probable	0-9	Unknown	Unknown	40	0
Probable	10-19	Unknown	Unknown	98	0
Probable	20-29	Unknown	Unknown	216	0
Probable	30-39	Unknown	Unknown	172	0
Probable	40-49	Unknown	Unknown	189	0
Probable	50-59	Unknown	Unknown	176	0
Probable	60-69	Unknown	Unknown	115	0
Probable	70-79	Unknown	Unknown	58	Suppressed
Probable	80+	Unknown	Unknown	15	0
Probable	Unknown	Unknown	Unknown	946	0
Probable	0-9	White	Unknown	13	0
Probable	10-19	White	Unknown	25	0
Probable	20-29	White	Unknown	14	0
Probable	30-39	White	Unknown	8	0
Probable	40-49	White	Unknown	19	0
Probable	50-59	White	Unknown	20	0
Probable	60-69	White	Unknown	Suppressed	0
Probable	70-79	White	Unknown	Suppressed	0
Probable	80+	White	Unknown	Suppressed	0
Probable	Unknown	White	Unknown	18	0

# PUBLIC USE DATASETS

## COVID-19 Tests by County

### README

Data includes tests by type (diagnostic, serology or total combined) by county.

Diagnostic tests are used to find current infection and look for genes or proteins from the severe acute respiratory syndrome coronavirus 2 (SARS-CoV-2), the virus that causes COVID-19. These tests, which are performed as nasal swabs, include: Nucleic acid amplification test/real-time polymerase chain reaction (NAAT/RT-PCR) test and rapid virus antigen detection point of care (POC) tests.

Serology tests are used to look for the possibility of previous infection. Serology tests look for antibodies to SARS-CoV-2 in the blood. There are currently two types of serology tests: the enzyme-linked immunosorbent assay (ELISA) test and the rapid antibody detection POC test. Serology tests do not diagnose disease and do not guarantee immunity, but might provide information about previous infection.

Correctional includes state and federal prisons and county and city detection facilities. Testing data represents total tests performed, not individuals tested. A single individual may have more than one test completed.

# COVID-19 TESTS BY COUNTY 2020-12-09

Updated	COUNTY	TestType	Count	RatePerMillion
2020/12/09 14:31:51	Alcona	Diagnostic	3761	361461
2020/12/09 14:31:51	Alcona	Serology	90	8650
2020/12/09 14:31:51	Alcona	Total	3851	370111
2020/12/09 14:31:51	Alger	Diagnostic	4137	454216
2020/12/09 14:31:51	Alger	Serology	239	26241
2020/12/09 14:31:51	Alger	Total	4376	480457
2020/12/09 14:31:51	Allegan	Serology	1650	13973
2020/12/09 14:31:51	Allegan	Diagnostic	65425	554069
2020/12/09 14:31:51	Allegan	Total	67075	568042
2020/12/09 14:31:51	Alpena	Diagnostic	8122	285936
2020/12/09 14:31:51	Alpena	Serology	385	13554
2020/12/09 14:31:51	Alpena	Total	8507	299490
2020/12/09 14:31:51	Antrim	Diagnostic	11225	481264
2020/12/09 14:31:51	Antrim	Serology	398	17064
2020/12/09 14:31:51	Antrim	Total	11623	498328
2020/12/09 14:31:51	Arenac	Diagnostic	8037	540012
2020/12/09 14:31:51	Arenac	Serology	267	17940
2020/12/09 14:31:51	Arenac	Total	8304	557952
2020/12/09 14:31:51	Baraga	Diagnostic	4956	603728
2020/12/09 14:31:51	Baraga	Serology	51	6213
2020/12/09 14:31:51	Baraga	Total	5007	609940
2020/12/09 14:31:51	Barry	Diagnostic	31871	517807
2020/12/09 14:31:51	Barry	Serology	1195	19415
2020/12/09 14:31:51	Barry	Total	33066	537222
2020/12/09 14:31:51	Bay	Serology	3693	35811
2020/12/09 14:31:51	Bay	Diagnostic	70632	684910
2020/12/09 14:31:51	Bay	Total	74325	720720
2020/12/09 14:31:51	Benzie	Serology	388	21839
2020/12/09 14:31:51	Benzie	Diagnostic	8482	477429
2020/12/09 14:31:51	Benzie	Total	8870	499268
2020/12/09 14:31:51	Berrien	Diagnostic	136163	887628
2020/12/09 14:31:51	Berrien	Serology	3425	22327
2020/12/09 14:31:51	Berrien	Total	139588	909955
2020/12/09 14:31:51	Branch	Diagnostic	25077	576258
2020/12/09 14:31:51	Branch	Serology	255	5860
2020/12/09 14:31:51	Branch	Total	25332	582117
2020/12/09 14:31:51	Calhoun	Diagnostic	120901	901177
2020/12/09 14:31:51	Calhoun	Serology	1178	8781
2020/12/09 14:31:51	Calhoun	Total	122079	909958
2020/12/09 14:31:51	Cass	Diagnostic	24336	469925
2020/12/09 14:31:51	Cass	Serology	421	8129
2020/12/09 14:31:51	Cass	Total	24757	478054
2020/12/09 14:31:51	Charlevoix	Diagnostic	14012	535975
2020/12/09 14:31:51	Charlevoix	Serology	703	26891
2020/12/09 14:31:51	Charlevoix	Total	14715	562866
2020/12/09 14:31:51	Cheboygan	Diagnostic	8271	327227
2020/12/09 14:31:51	Cheboygan	Serology	353	13966

2020/12/09 14:31:51	Cheboygan	Total	8624	341193
2020/12/09 14:31:51	Chippewa	Diagnostic	11566	309674
2020/12/09 14:31:51	Chippewa	Serology	205	5489
2020/12/09 14:31:51	Chippewa	Total	11771	315162
2020/12/09 14:31:51	Clare	Diagnostic	9615	310662
2020/12/09 14:31:51	Clare	Serology	623	20129
2020/12/09 14:31:51	Clare	Total	10238	330792
2020/12/09 14:31:51	Clinton	Serology	2978	37414
2020/12/09 14:31:51	Clinton	Diagnostic	32616	409774
2020/12/09 14:31:51	Clinton	Total	35594	447189
2020/12/09 14:31:51	Correctional	Diagnostic	375885	
2020/12/09 14:31:51	Correctional	Serology	13366	
2020/12/09 14:31:51	Correctional	Total	389251	
2020/12/09 14:31:51	Crawford	Diagnostic	5676	404590
2020/12/09 14:31:51	Crawford	Serology	192	13686
2020/12/09 14:31:51	Crawford	Total	5868	418276
2020/12/09 14:31:51	Delta	Serology	408	11402
2020/12/09 14:31:51	Delta	Diagnostic	24613	687821
2020/12/09 14:31:51	Delta	Total	25021	699223
2020/12/09 14:31:51	Detroit City	Serology	18477	28435
2020/12/09 14:31:51	Detroit City	Diagnostic	464039	714121
2020/12/09 14:31:51	Detroit City	Total	482516	742556
2020/12/09 14:31:51	Dickinson	Diagnostic	9582	379651
2020/12/09 14:31:51	Dickinson	Serology	89	3526
2020/12/09 14:31:51	Dickinson	Total	9671	383177
2020/12/09 14:31:51	Eaton	Serology	4700	42623
2020/12/09 14:31:51	Eaton	Diagnostic	73044	662422
2020/12/09 14:31:51	Eaton	Total	77744	705046
2020/12/09 14:31:51	Emmet	Diagnostic	18423	551339
2020/12/09 14:31:51	Emmet	Serology	1117	33428
2020/12/09 14:31:51	Emmet	Total	19540	584767
2020/12/09 14:31:51	Genesee	Serology	13869	34176
2020/12/09 14:31:51	Genesee	Diagnostic	212568	523808
2020/12/09 14:31:51	Genesee	Total	226437	557984
2020/12/09 14:31:51	Gladwin	Serology	575	22594
2020/12/09 14:31:51	Gladwin	Diagnostic	8834	347126
2020/12/09 14:31:51	Gladwin	Total	9409	369720
2020/12/09 14:31:51	Gogebic	Diagnostic	13350	955277
2020/12/09 14:31:51	Gogebic	Serology	164	11735
2020/12/09 14:31:51	Gogebic	Total	13514	967013
2020/12/09 14:31:51	Grand Traverse	Diagnostic	47704	512461
2020/12/09 14:31:51	Grand Traverse	Serology	3138	33710
2020/12/09 14:31:51	Grand Traverse	Total	50842	546171
2020/12/09 14:31:51	Gratiot	Diagnostic	32365	794994
2020/12/09 14:31:51	Gratiot	Serology	669	16433
2020/12/09 14:31:51	Gratiot	Total	33034	811427
2020/12/09 14:31:51	Hillsdale	Serology	529	11600
2020/12/09 14:31:51	Hillsdale	Diagnostic	26262	575858
2020/12/09 14:31:51	Hillsdale	Total	26791	587458
2020/12/09 14:31:51	Houghton	Diagnostic	26162	733158

2020/12/09 14:31:51	Houghton	Serology	201	5633
2020/12/09 14:31:51	Houghton	Total	26363	738790
2020/12/09 14:31:51	Huron	Serology	382	12330
2020/12/09 14:31:51	Huron	Diagnostic	18537	598334
2020/12/09 14:31:51	Huron	Total	18919	610665
2020/12/09 14:31:51	Ingham	Diagnostic	201089	687705
2020/12/09 14:31:51	Ingham	Serology	15764	53911
2020/12/09 14:31:51	Ingham	Total	216853	741616
2020/12/09 14:31:51	Ionia	Diagnostic	43327	669691
2020/12/09 14:31:51	Ionia	Serology	1522	23525
2020/12/09 14:31:51	Ionia	Total	44849	693216
2020/12/09 14:31:51	Iosco	Diagnostic	14413	573606
2020/12/09 14:31:51	Iosco	Serology	295	11740
2020/12/09 14:31:51	Iosco	Total	14708	585346
2020/12/09 14:31:51	Iron	Diagnostic	16073	1452467
2020/12/09 14:31:51	Iron	Serology	57	5151
2020/12/09 14:31:51	Iron	Total	16130	1457618
2020/12/09 14:31:51	Isabella	Serology	812	11621
2020/12/09 14:31:51	Isabella	Diagnostic	29488	422029
2020/12/09 14:31:51	Isabella	Total	30300	433650
2020/12/09 14:31:51	Jackson	Diagnostic	135285	853479
2020/12/09 14:31:51	Jackson	Serology	2091	13192
2020/12/09 14:31:51	Jackson	Total	137376	866671
2020/12/09 14:31:51	Kalamazoo	Diagnostic	179911	678740
2020/12/09 14:31:51	Kalamazoo	Serology	4764	17973
2020/12/09 14:31:51	Kalamazoo	Total	184675	696713
2020/12/09 14:31:51	Kalkaska	Serology	363	20124
2020/12/09 14:31:51	Kalkaska	Diagnostic	10913	605001
2020/12/09 14:31:51	Kalkaska	Total	11276	625125
2020/12/09 14:31:51	Kent	Diagnostic	521581	793937
2020/12/09 14:31:51	Kent	Serology	27430	41753
2020/12/09 14:31:51	Kent	Total	549011	835690
2020/12/09 14:31:51	Keweenaw	Diagnostic	1299	613894
2020/12/09 14:31:51	Keweenaw	Serology	21	9924
2020/12/09 14:31:51	Keweenaw	Total	1320	623819
2020/12/09 14:31:51	Lake	Diagnostic	5533	466802
2020/12/09 14:31:51	Lake	Serology	145	12233
2020/12/09 14:31:51	Lake	Total	5678	479035
2020/12/09 14:31:51	Lapeer	Serology	2113	24119
2020/12/09 14:31:51	Lapeer	Diagnostic	40871	466527
2020/12/09 14:31:51	Lapeer	Total	42984	490646
2020/12/09 14:31:51	Leelanau	Diagnostic	8528	391894
2020/12/09 14:31:51	Leelanau	Serology	485	22288
2020/12/09 14:31:51	Leelanau	Total	9013	414181
2020/12/09 14:31:51	Lenawee	Diagnostic	60540	614925
2020/12/09 14:31:51	Lenawee	Serology	1229	12483
2020/12/09 14:31:51	Lenawee	Total	61769	627409
2020/12/09 14:31:51	Livingston	Diagnostic	114069	594125
2020/12/09 14:31:51	Livingston	Serology	5643	29391
2020/12/09 14:31:51	Livingston	Total	119712	623516



2020/12/09 14:31:51	Luce	Diagnostic	3515	564296
2020/12/09 14:31:51	Luce	Serology	39	6261
2020/12/09 14:31:51	Luce	Total	3554	570557
2020/12/09 14:31:51	Mackinac	Serology	82	7593
2020/12/09 14:31:51	Mackinac	Diagnostic	5130	475044
2020/12/09 14:31:51	Mackinac	Total	5212	482637
2020/12/09 14:31:51	Macomb	Serology	37286	42663
2020/12/09 14:31:51	Macomb	Diagnostic	489308	559867
2020/12/09 14:31:51	Macomb	Total	526594	602530
2020/12/09 14:31:51	Manistee	Diagnostic	10735	437128
2020/12/09 14:31:51	Manistee	Serology	523	21297
2020/12/09 14:31:51	Manistee	Total	11258	458425
2020/12/09 14:31:51	Marquette	Diagnostic	74720	1120257
2020/12/09 14:31:51	Marquette	Serology	1064	15952
2020/12/09 14:31:51	Marquette	Total	75784	1136209
2020/12/09 14:31:51	Mason	Serology	686	23538
2020/12/09 14:31:51	Mason	Diagnostic	19331	663293
2020/12/09 14:31:51	Mason	Total	20017	686831
2020/12/09 14:31:51	Mecosta	Diagnostic	24318	559639
2020/12/09 14:31:51	Mecosta	Serology	637	14660
2020/12/09 14:31:51	Mecosta	Total	24955	574299
2020/12/09 14:31:51	Menominee	Diagnostic	13912	610711
2020/12/09 14:31:51	Menominee	Serology	63	2766
2020/12/09 14:31:51	Menominee	Total	13975	613477
2020/12/09 14:31:51	Midland	Diagnostic	30031	361141
2020/12/09 14:31:51	Midland	Serology	3788	45553
2020/12/09 14:31:51	Midland	Total	33819	406693
2020/12/09 14:31:51	Missaukee	Diagnostic	5815	384641
2020/12/09 14:31:51	Missaukee	Serology	269	17793
2020/12/09 14:31:51	Missaukee	Total	6084	402434
2020/12/09 14:31:51	Monroe	Diagnostic	83880	557342
2020/12/09 14:31:51	Monroe	Serology	3338	22179
2020/12/09 14:31:51	Monroe	Total	87218	579522
2020/12/09 14:31:51	Montcalm	Diagnostic	46137	722154
2020/12/09 14:31:51	Montcalm	Serology	1519	23776
2020/12/09 14:31:51	Montcalm	Total	47656	745930
2020/12/09 14:31:51	Montmorency	Diagnostic	3603	386256
2020/12/09 14:31:51	Montmorency	Serology	206	22084
2020/12/09 14:31:51	Montmorency	Total	3809	408340
2020/12/09 14:31:51	Muskegon	Diagnostic	130184	750055
2020/12/09 14:31:51	Muskegon	Serology	2221	12796
2020/12/09 14:31:51	Muskegon	Total	132405	762851
2020/12/09 14:31:51	Newaygo	Diagnostic	26933	549878
2020/12/09 14:31:51	Newaygo	Serology	1035	21131
2020/12/09 14:31:51	Newaygo	Total	27968	571009
2020/12/09 14:31:51	Oakland	Diagnostic	789754	627993
2020/12/09 14:31:51	Oakland	Serology	80482	63997
2020/12/09 14:31:51	Oakland	Total	870236	691990
2020/12/09 14:31:51	Oceana	Diagnostic	24187	913855
2020/12/09 14:31:51	Oceana	Serology	560	21158

2020/12/09 14:31:51	Oceana	Total	24747	935013
2020/12/09 14:31:51	Ogemaw	Serology	308	14669
2020/12/09 14:31:51	Ogemaw	Diagnostic	9631	458685
2020/12/09 14:31:51	Ogemaw	Total	9939	473353
2020/12/09 14:31:51	Ontonagon	Serology	49	8566
2020/12/09 14:31:51	Ontonagon	Diagnostic	5434	950000
2020/12/09 14:31:51	Ontonagon	Total	5483	958566
2020/12/09 14:31:51	Osceola	Diagnostic	14888	634612
2020/12/09 14:31:51	Osceola	Serology	527	22464
2020/12/09 14:31:51	Osceola	Total	15415	657076
2020/12/09 14:31:51	Oscoda	Diagnostic	3175	385269
2020/12/09 14:31:51	Oscoda	Serology	149	18080
2020/12/09 14:31:51	Oscoda	Total	3324	403349
2020/12/09 14:31:51	Otsego	Diagnostic	10803	437936
2020/12/09 14:31:51	Otsego	Serology	488	19783
2020/12/09 14:31:51	Otsego	Total	11291	457719
2020/12/09 14:31:51	Ottawa	Serology	8416	28839
2020/12/09 14:31:51	Ottawa	Diagnostic	225801	773742
2020/12/09 14:31:51	Ottawa	Total	234217	802580
2020/12/09 14:31:51	Presque Isle	Diagnostic	5804	460928
2020/12/09 14:31:51	Presque Isle	Serology	262	20807
2020/12/09 14:31:51	Presque Isle	Total	6066	481734
2020/12/09 14:31:51	Roscommon	Diagnostic	11895	495233
2020/12/09 14:31:51	Roscommon	Serology	436	18152
2020/12/09 14:31:51	Roscommon	Total	12331	513385
2020/12/09 14:31:51	Saginaw	Serology	4763	24998
2020/12/09 14:31:51	Saginaw	Diagnostic	149733	785839
2020/12/09 14:31:51	Saginaw	Total	154496	810837
2020/12/09 14:31:51	Sanilac	Serology	682	16565
2020/12/09 14:31:51	Sanilac	Diagnostic	27603	670464
2020/12/09 14:31:51	Sanilac	Total	28285	687029
2020/12/09 14:31:51	Schoolcraft	Diagnostic	3757	464171
2020/12/09 14:31:51	Schoolcraft	Serology	52	6425
2020/12/09 14:31:51	Schoolcraft	Total	3809	470596
2020/12/09 14:31:51	Shiawassee	Serology	1905	27965
2020/12/09 14:31:51	Shiawassee	Diagnostic	42383	622163
2020/12/09 14:31:51	Shiawassee	Total	44288	650128
2020/12/09 14:31:51	St Clair	Diagnostic	84319	529882
2020/12/09 14:31:51	St Clair	Serology	5277	33162
2020/12/09 14:31:51	St Clair	Total	89596	563044
2020/12/09 14:31:51	St Joseph	Serology	1076	17650
2020/12/09 14:31:51	St Joseph	Diagnostic	35252	578243
2020/12/09 14:31:51	St Joseph	Total	36328	595893
2020/12/09 14:31:51	Tuscola	Diagnostic	41276	790047
2020/12/09 14:31:51	Tuscola	Serology	1115	21342
2020/12/09 14:31:51	Tuscola	Total	42391	811389
2020/12/09 14:31:51	Unknown	Serology	18762	
2020/12/09 14:31:51	Unknown	Diagnostic	271654	
2020/12/09 14:31:51	Unknown	Total	290416	
2020/12/09 14:31:51	Van Buren	Serology	1061	14020

2020/12/09 14:31:51	Van Buren	Diagnostic	61060	806850
2020/12/09 14:31:51	Van Buren	Total	62121	820870
2020/12/09 14:31:51	Washtenaw	Diagnostic	310045	843428
2020/12/09 14:31:51	Washtenaw	Serology	13092	35615
2020/12/09 14:31:51	Washtenaw	Total	323137	879043
2020/12/09 14:31:51	Wayne	Serology	53370	48351
2020/12/09 14:31:51	Wayne	Diagnostic	794112	719427
2020/12/09 14:31:51	Wayne	Total	847482	767777
2020/12/09 14:31:51	Wexford	Diagnostic	17178	510779
2020/12/09 14:31:51	Wexford	Serology	584	17365
2020/12/09 14:31:51	Wexford	Total	17762	528144

# PUBLIC USE DATASETS

## Diagnostic Tests by Result and County

### README

Data include diagnostic tests for COVID-19 by date and county.

Diagnostic tests are used to find current infection and look for genes or proteins from the severe acute respiratory syndrome coronavirus 2 (SARS-CoV-2), the virus that causes COVID-19. These tests, which are performed as nasal swabs, include: Nucleic acid amplification test/real-time polymerase chain reaction (NAAT/RT-PCR) test and rapid virus antigen detection point of care (POC) tests.

Correctional includes state and federal prisons and county and city detection facilities. Testing data represents total tests performed, not individuals tested. A single individual may have more than one test completed.

The total number of positive tests may exceed the number of confirmed cases due to 1) a single individual may have more than one test performed; 2) MDHHS may receive data on positive tests in advance of a local health department classifying an individual as a confirmed or probable case, and 3) although efforts have been made to deduplicate testing data, some duplication may occur.

# DIAGNOSTIC TESTS BY RESULT AND COUNTY 2020-12-09

MessageDate	COUNTY	Negative	Positive	Total
12/7/2020	Alcona	59	17	76
12/7/2020	Alger	8	2	10
12/7/2020	Allegan	462	55	517
12/7/2020	Alpena	140	14	154
12/7/2020	Antrim	87	7	94
12/7/2020	Arenac	49	9	58
12/7/2020	Baraga	7	0	7
12/7/2020	Barry	134	22	156
12/7/2020	Bay	279	58	337
12/7/2020	Benzie	24	5	29
12/7/2020	Berrien	942	199	1141
12/7/2020	Branch	241	39	280
12/7/2020	Calhoun	642	82	724
12/7/2020	Cass	110	41	151
12/7/2020	Charlevoix	56	10	66
12/7/2020	Cheboygan	73	5	78
12/7/2020	Chippewa	37	6	43
12/7/2020	Clare	89	9	98
12/7/2020	Clinton	204	11	215
12/7/2020	Correction	2939	39	2978
12/7/2020	Crawford	36	4	40
12/7/2020	Delta	48	3	51
12/7/2020	Detroit Cit	3810	368	4178
12/7/2020	Dickinson	40	8	48
12/7/2020	Eaton	335	58	393
12/7/2020	Emmet	238	8	246
12/7/2020	Genesee	1847	312	2159
12/7/2020	Gladwin	38	4	42
12/7/2020	Gogebic	7	1	8
12/7/2020	Grand Tra	252	45	297
12/7/2020	Gratiot	138	14	152
12/7/2020	Hillsdale	137	44	181
12/7/2020	Houghton	102	1	103
12/7/2020	Huron	123	19	142
12/7/2020	Ingham	1200	161	1361
12/7/2020	Ionia	163	22	185
12/7/2020	Iosco	90	22	112
12/7/2020	Iron	10	0	10
12/7/2020	Isabella	322	29	351
12/7/2020	Jackson	763	104	867
12/7/2020	Kalamazoc	1092	125	1217
12/7/2020	Kalkaska	31	7	38
12/7/2020	Kent	2527	405	2932
12/7/2020	Keweenaw	3	0	3
12/7/2020	Lake	17	4	21
12/7/2020	Lapeer	178	45	223
12/7/2020	Leelanau	29	5	34

12/7/2020	Lenawee	781	87	868
12/7/2020	Livingston	1074	235	1309
12/7/2020	Luce	1	0	1
12/7/2020	Mackinac	10	1	11
12/7/2020	Macomb	4061	801	4862
12/7/2020	Manistee	41	5	46
12/7/2020	Marquette	657	29	686
12/7/2020	Mason	79	9	88
12/7/2020	Mecosta	124	11	135
12/7/2020	Menominee	58	14	72
12/7/2020	Midland	245	42	287
12/7/2020	Missaukee	23	4	27
12/7/2020	Monroe	888	131	1019
12/7/2020	Montcalm	168	23	191
12/7/2020	Montmorency	19	3	22
12/7/2020	Muskegon	547	109	656
12/7/2020	Newaygo	104	23	127
12/7/2020	Oakland	7232	1114	8346
12/7/2020	Oceana	82	26	108
12/7/2020	Ogemaw	25	8	33
12/7/2020	Ontonagon	4	2	6
12/7/2020	Osceola	45	9	54
12/7/2020	Oscoda	16	2	18
12/7/2020	Otsego	101	5	106
12/7/2020	Ottawa	916	163	1079
12/7/2020	Presque Isle	23	4	27
12/7/2020	Roscommon	54	11	65
12/7/2020	Saginaw	878	178	1056
12/7/2020	Sanilac	166	31	197
12/7/2020	Schoolcraft	14	7	21
12/7/2020	Shiawassee	285	23	308
12/7/2020	St Clair	761	194	955
12/7/2020	St Joseph	165	34	199
12/7/2020	Tuscola	271	38	309
12/7/2020	Unknown	1867	171	2038
12/7/2020	Van Buren	314	83	397
12/7/2020	Washtenaw	4226	351	4577
12/7/2020	Wayne	6255	1058	7313
12/7/2020	Wexford	79	16	95
12/8/2020	Alcona	22	1	23
12/8/2020	Alger	6	0	6
12/8/2020	Allegan	383	42	425
12/8/2020	Alpena	21	0	21
12/8/2020	Antrim	37	4	41
12/8/2020	Arenac	44	3	47
12/8/2020	Baraga	15	1	16
12/8/2020	Barry	147	25	172
12/8/2020	Bay	237	35	272
12/8/2020	Benzie	62	17	79
12/8/2020	Berrien	800	157	957

12/8/2020	Branch	70	22	92
12/8/2020	Calhoun	579	67	646
12/8/2020	Cass	126	34	160
12/8/2020	Charlevoix	64	5	69
12/8/2020	Cheboygai	34	2	36
12/8/2020	Chippewa	125	9	134
12/8/2020	Clare	64	10	74
12/8/2020	Clinton	176	10	186
12/8/2020	Correction	791	31	822
12/8/2020	Crawford	17	4	21
12/8/2020	Delta	126	25	151
12/8/2020	Detroit Cit	2533	276	2809
12/8/2020	Dickinson	72	18	90
12/8/2020	Eaton	283	43	326
12/8/2020	Emmet	72	1	73
12/8/2020	Genesee	1014	136	1150
12/8/2020	Gladwin	35	5	40
12/8/2020	Gogebic	49	7	56
12/8/2020	Grand Tra	305	42	347
12/8/2020	Gratiot	152	10	162
12/8/2020	Hillsdale	107	51	158
12/8/2020	Houghton	162	23	185
12/8/2020	Huron	86	13	99
12/8/2020	Ingham	850	135	985
12/8/2020	Ionia	232	41	273
12/8/2020	Iosco	124	13	137
12/8/2020	Iron	300	6	306
12/8/2020	Isabella	130	10	140
12/8/2020	Jackson	1037	88	1125
12/8/2020	Kalamazoc	1142	117	1259
12/8/2020	Kalkaska	32	5	37
12/8/2020	Kent	3290	472	3762
12/8/2020	Keweenaw	7	0	7
12/8/2020	Lake	22	3	25
12/8/2020	Lapeer	286	43	329
12/8/2020	Leelanau	87	9	96
12/8/2020	Lenawee	396	64	460
12/8/2020	Livingston	573	79	652
12/8/2020	Luce	2	0	2
12/8/2020	Mackinac	24	1	25
12/8/2020	Macomb	2913	621	3534
12/8/2020	Manistee	157	13	170
12/8/2020	Marquette	174	10	184
12/8/2020	Mason	363	34	397
12/8/2020	Mecosta	107	19	126
12/8/2020	Menomine	169	20	189
12/8/2020	Midland	167	26	193
12/8/2020	Missaukee	31	4	35
12/8/2020	Monroe	769	97	866
12/8/2020	Montcalm	272	36	308

12/8/2020	Montmore	8	2	10
12/8/2020	Muskegon	959	129	1088
12/8/2020	Newaygo	170	22	192
12/8/2020	Oakland	4087	507	4594
12/8/2020	Oceana	244	34	278
12/8/2020	Ogemaw	35	12	47
12/8/2020	Ontonagon	26	0	26
12/8/2020	Osceola	95	15	110
12/8/2020	Oscoda	18	2	20
12/8/2020	Otsego	44	2	46
12/8/2020	Ottawa	1694	194	1888
12/8/2020	Presque Is	14	1	15
12/8/2020	Roscomm	41	8	49
12/8/2020	Saginaw	1025	168	1193
12/8/2020	Sanilac	131	25	156
12/8/2020	Schoolcraf	5	0	5
12/8/2020	Shiawasse	267	40	307
12/8/2020	St Clair	394	72	466
12/8/2020	St Joseph	392	29	421
12/8/2020	Tuscola	219	46	265
12/8/2020	Unknown	963	131	1094
12/8/2020	Van Buren	352	65	417
12/8/2020	Washtena	1845	126	1971
12/8/2020	Wayne	5512	840	6352
12/8/2020	Wexford	96	17	113