



Western Michigan University
ScholarWorks at WMU

Cumulative Michigan COVID-19 Data

Michigan COVID-19 State Data

12-18-2020

2020-12-18_MichiganOverview_COVIDstats

Michigan Department of Health & Human Services

Follow this and additional works at: <https://scholarworks.wmich.edu/michigan-covid-data-state-cumulative>



Part of the Public Health Commons

WMU ScholarWorks Citation

Michigan Department of Health & Human Services, "2020-12-18_MichiganOverview_COVIDstats" (2020).
Cumulative Michigan COVID-19 Data. 253.

<https://scholarworks.wmich.edu/michigan-covid-data-state-cumulative/253>

This Website is brought to you for free and open access
by the Michigan COVID-19 State Data at ScholarWorks at
WMU. It has been accepted for inclusion in Cumulative
Michigan COVID-19 Data by an authorized administrator
of ScholarWorks at WMU. For more information, please
contact wmu-scholarworks@wmich.edu.



Coronavirus

MI SAFE START

CONTAIN COVID

RESOURCES

PRESS RELEASES

DONATE

VIDEO UPDATES

CORONAVIRUS / MICHIGAN DATA

Michigan Data

HOSPITALS

LONG TERM CARE FACILITIES

CORONAVIRUS SYMPTOMS

CUMULATIVE RECOVERED

OUTBREAK REPORTING

SCHOOL-RELATED OUTBREAK REPORTING

WASTEWATER SURVEILLANCE

TESTING TURNAROUND TIME

Current COVID-19 Statewide Data and Modeling Updates

Information on testing, disease trends, outbreaks, hospitalizations, deaths and the virus trajectory.

- December 15, 2020 slide deck.
- December 8, 2020 slide deck. View a live presentation of the Dec. 8 data.
- December 1, 2020 slide deck.
- November 24, 2020 slide deck.
- November 18, 2020 slide deck. View a live presentation of the Nov. 18 data.

The State of Michigan is working around the clock to test and treat COVID-19 patients. Below is the most recent data healthcare experts across the state have compiled. It is updated Monday - Saturday.

CURRENT STATUS

DAILY CASES

CUMULATIVE TRENDS

DEMOGRAPHICS

TOTAL TESTING

DIAGNOSTIC TESTING

LEARN MORE

View Cases

View Deaths

View Table

Select Preparedness Region:

All

Select County:

All

This report is provisional and subject to change. City of Detroit and Wayne County are reported separately. MDHHS began tracking probable cases April 5, 2020. FCI indicates federal correctional institute. MDOC indicates Michigan Department of Corrections. Diagnostic tests, including nucleic acid amplification/real-time polymerase chain reaction (NAAT/RT-PCR) and rapid virus antigen detection point of care (POC) tests, look for current infection. Serology (antibody) tests are used to look for the possibility of previous infection.

Source: Michigan Disease Surveillance System (MDSS) and Vital Records.

COVID-19 Cases by County

Confirmed cases include individuals with a positive diagnostic test for COVID-19. Probable cases include individuals with COVID-19 symptoms and an epidemiologic link to confirmed COVID-19, but no diagnostic test.

Cases by County

21-402

403-1574

1575-7374

7375-57284

57285+

Michigan

Friday, December 18, 2020

Michigan (Statewide) Case Fatality Rate

2.5%

Current Totals

Case Status	Cases	Deaths
Confirmed	454,956	11,274
Probable	36,919	594
Total	491,875	11,868

Laboratory Testing

Test Type	Tests Performed
Diagnostic	7,724,003
Serology	405,263
Total	8,129,266

Microsoft Power BI

< 1 of 7 >

🔗 ↗

https://www.michigan.gov/coronavirus/0,9753,7-406-98163_98173---,00.html

1/2

Cases by Hispanic/Latino Ethnicity

Hispanic/Latino Ethnicity	Percentage of Overall Cases by Ethnicity	Percentage of Deceased Cases by Ethnicity
Hispanic/Latino	5.61%	2.76%
Non-Hispanic Latino	67.93%	83.71%
Unknown	26.46%	13.52%

Totals may not add to 100% due to rounding

Cases by Arab Ethnicity

Arab Ethnicity	Percentage of Overall Cases by Ethnicity	Percentage of Deceased Cases by Ethnicity
Arab	2.85%	1.80%
Non-Arab	48.14%	52.52%
Unknown	49.01%	45.68%

Totals may not add to 100% due to rounding

PUBLIC USE DATASETS 12/18/2020

(Downloadable .xlsx files)

Cases and Deaths by County

Cases and Deaths by County by Date of Onset of Symptoms and Date of Death

Cases by Demographics Statewide

COVID-19 Tests by County


Diagnostic Tests by Result and County

Cumulative Total of Recovered COVID-19 Cases

Cumulative Total of Recovered COVID-19 Cases (as of 12/11/2020): 236,369

Note on recovery: Due to the holiday, recovered statistics were calculated on November 25th. During this response, MDHHS is reviewing vital records statistics to identify any laboratory confirmed COVID-19 cases who are 30 days out from their onset of illness to represent recovery status. As the pandemic continues to impact Michigan, this pool will expand to include more cases. Recovered is defined as the number of persons with a confirmed COVID-19 diagnosis who are alive 30 days post-onset (or referral date if onset is not available). The number of persons recovered on December 11, 2020 represents COVID-19 confirmed individuals with an onset date on or prior to November 11, 2020. If an individual dies from a COVID-related cause >30 days from onset/referral, they are removed from the number of persons recovered. These numbers will be updated every Saturday.

Source: Michigan Disease Surveillance System and Vital Records



MICHIGAN.GOV HOME
ADA
MICHIGAN NEWS
POLICIES



Have questions?
 Chat with Robin

COPYRIGHT 2020 STATE OF MICHIGAN

[View Cases](#)[View Deaths](#)[View Table](#)

Select Preparedness Region:

All



Select County:

All



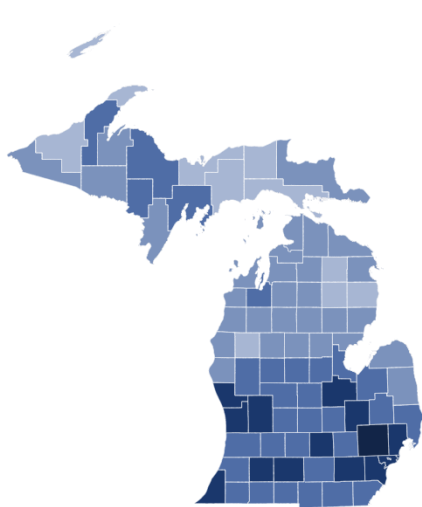
This report is provisional and subject to change. City of Detroit and Wayne County are reported separately. MDHHS began tracking probable cases April 5, 2020. FCI indicates federal correctional institute. MDOC indicates Michigan Department of Corrections. Diagnostic tests, including nucleic acid amplification/real-time polymerase chain reaction (NAAT/RT-PCR) and rapid virus antigen detection point of care (POC) tests, look for current infection. Serology (antibody) tests are used to look for the possibility of previous infection.

Source: Michigan Disease Surveillance System (MDSS) and Vital Records.

COVID-19 Cases by County

Confirmed cases include individuals with a positive diagnostic test for COVID-19. Probable cases include individuals with COVID-19 symptoms and an epidemiologic link to confirmed COVID-19, but no diagnostic test.

Cases by County



Michigan

Friday, December 18, 2020

Michigan (Statewide) Case Fatality Rate

2.5%

Current Totals

Case Status	Cases	Deaths
Confirmed	454,956	11,274
Probable	36,919	594
Total	491,875	11,868

Laboratory Testing

Test Type	Tests Performed
Diagnostic	7,724,003
Serology	405,263
Total	8,129,266

[View Cases](#)[View Deaths](#)[View Table](#)

Select Preparedness Region:

All

Select County:

All

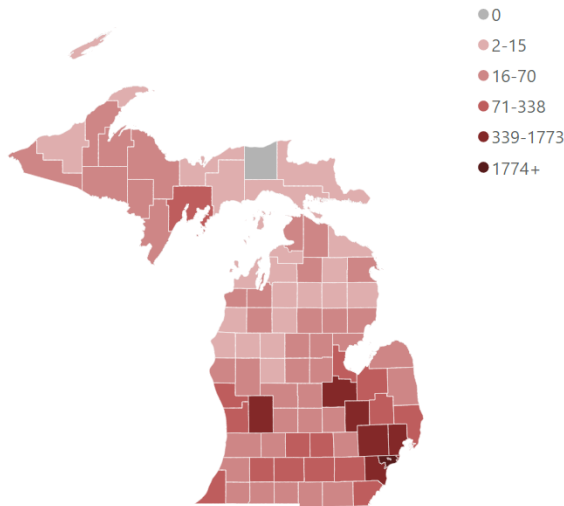
This report is provisional and subject to change. City of Detroit and Wayne County are reported separately. MDHHS began tracking probable cases April 5, 2020. FCI indicates federal correctional institute. MDOC indicates Michigan Department of Corrections. Diagnostic tests, including nucleic acid amplification/real-time polymerase chain reaction (NAAT/RT-PCR) and rapid virus antigen detection point of care (POC) tests, look for current infection. Serology (antibody) tests are used to look for the possibility of previous infection.

Source: Michigan Disease Surveillance System (MDSS) and Vital Records.

COVID-19 Deaths by County

Confirmed deaths include individuals who had a confirmed COVID-19 infection and are classified as deceased by the case investigation, have COVID-19 indicated as a cause of death on their death certificate, or who die within 30 days of infection and their manner of death is listed as natural. Probable deaths include individuals who have COVID indicated on their death certificate, but have not had a positive diagnostic test.

Deaths by County



Michigan

Friday, December 18, 2020

Michigan (Statewide) Case Fatality Rate

2.5%

Current Totals

Case Status	Cases	Deaths
Confirmed	454,956	11,274
Probable	36,919	594
Total	491,875	11,868

Laboratory Testing

Test Type	Tests Performed
Diagnostic	7,724,003
Serology	405,263
Total	8,129,266

Confirmed Cases

Deaths

View Table

Select Preparedness Region:

All



Select County:

All



Cases are shown by onset date or by lab specimen collection date if onset date was unavailable. Deaths are shown by date of death or date of last status update if date of death was unavailable. Tracking of probable cases and deaths did not begin until April 5, 2020, therefore only probable cases referred for investigation on or after April 5, 2020 are displayed (onset may have been prior).

Notes: FCI indicates federal correctional institute. MDOC indicates Michigan Department of Corrections.

Daily Cases by Status

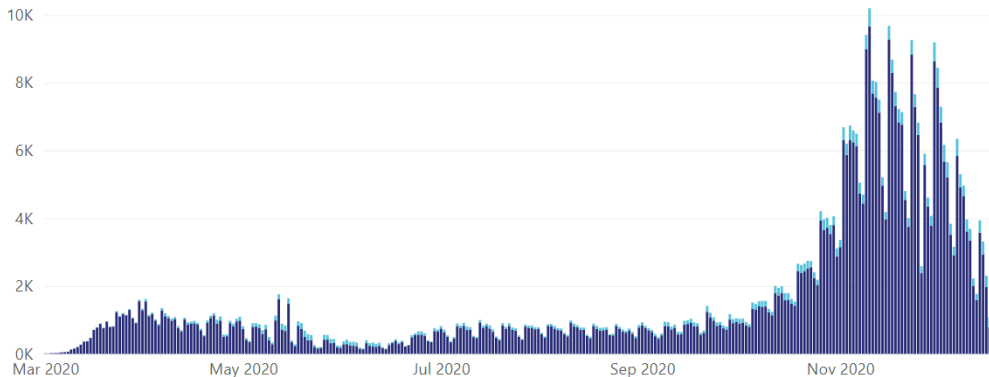
The number of daily confirmed cases represent the total number of people who had a positive diagnostic test for COVID-19 by the date of the onset of their symptoms.

Filter by Date:

3/1/2020

12/18/2020

Cases by Date of Onset

Case Status ● Confirmed ● Probable

Confirmed Cases

Deaths

View Table

Select Preparedness Region:

All

Select County:

All

Cases are shown by onset date or by lab specimen collection date if onset date was unavailable. Deaths are shown by date of death or date of last status update if date of death was unavailable. Tracking of probable cases and deaths did not begin until April 5, 2020, therefore only probable cases referred for investigation on or after April 5, 2020 are displayed (onset may have been prior).

Notes: FCI indicates federal correctional institute. MDOC indicates Michigan Department of Corrections.

Daily Deaths by Status

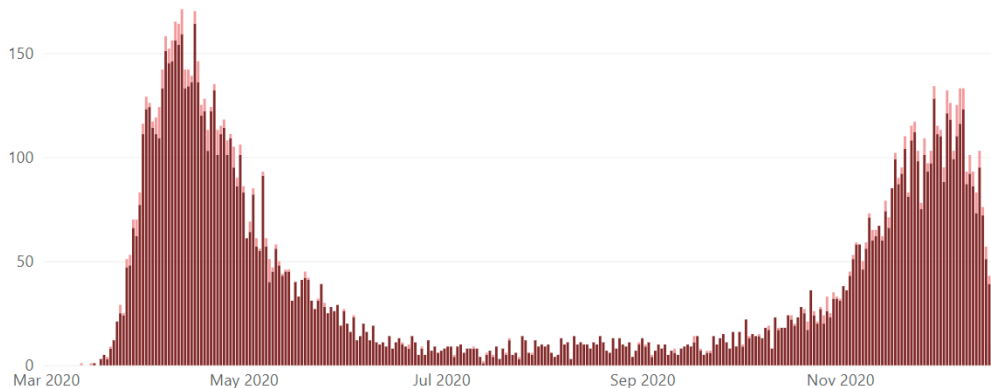
Confirmed deaths include individuals who had a confirmed COVID-19 infection and are classified as deceased by the case investigation, have COVID-19 indicated as a cause of death on their death certificate, or who die within 30 days of infection and their manner of death is listed as natural. Data are shown by the date of death.

Filter by Date:

3/1/2020

12/18/2020

Deaths by Date of Death

Case Status ● Confirmed ● Probable

View Table

View Chart

Select Preparedness Region:

All

Select County:

All

Cases are shown by onset date or by lab specimen collection date if onset date was unavailable. Deaths are shown by date of death or date of last status update if date of death was unavailable. Tracking of probable cases and deaths did not begin until April 5, 2020, therefore these data are not displayed by date.

Notes: FCI indicates federal correctional institute. MDOC indicates Michigan Department of Corrections.

Cumulative Confirmed Cases and Deaths among Confirmed Cases

Cumulative cases represent the total number of people who had a positive diagnostic test for COVID-19. Cases are shown by the date of onset of symptoms. Cumulative Deaths represent the total number of people who had a confirmed COVID-19 infection and are classified as deceased by the case investigation, have COVID-19 indicated as a cause of death on their death certificate, or who die within 30 days of infection and their manner of death is listed as natural. Deaths are shown by date of death.

Filter By Date:

3/1/2020

12/18/2020

Cumulative Confirmed Cases and Deaths among Confirmed Cases by Date

● Confirmed Cases ● Deaths

0.5M

0.4M

0.3M

0.2M

0.1M

0.0M

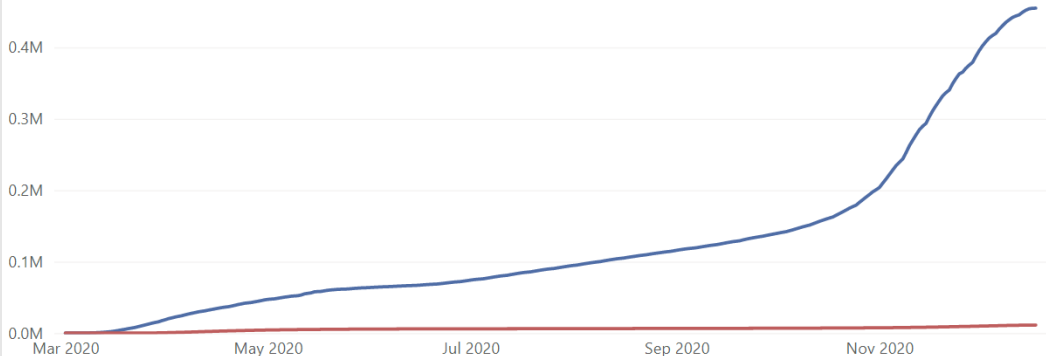
Mar 2020

May 2020

Jul 2020

Sep 2020

Nov 2020



Cases by Demographic Characteristics

Data are suppressed when the number of cases is five or below to protect the confidentiality of individuals. The sum of the cases for individual categories may be fewer than the total number of cases due to data suppression. Rates are not calculated for multiple races, other, and unknown race categories due to the unavailability of an appropriate denominator.

Cases

Deaths

Select case status:

- ☒ Confirmed
☐ Probable

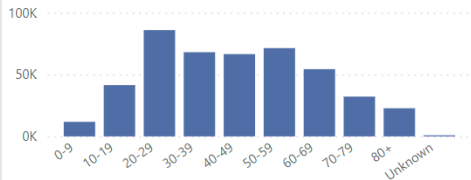
Select Preparedness Region:

All

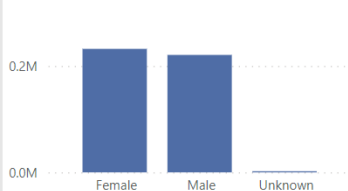
Select county:

All

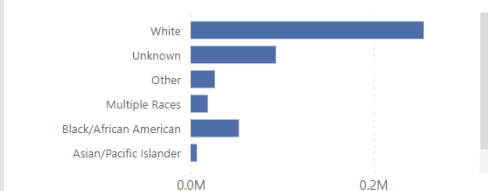
Cases by Age Group



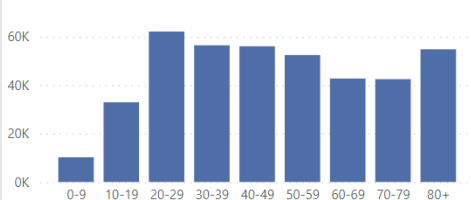
Cases by Sex



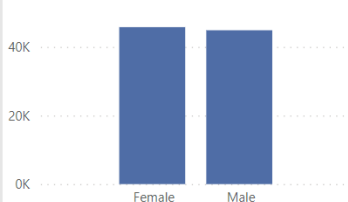
Cases by Race



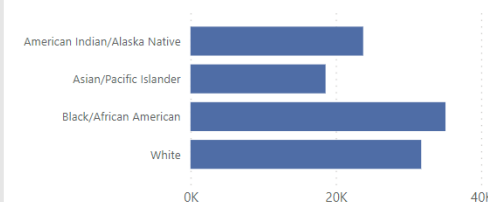
Cases per Million by Age Group



Cases per Million by Sex



Cases per Million by Race



Cases by Demographic Characteristics

Data are suppressed when the number of cases is five or below to protect the confidentiality of individuals. The sum of the cases for individual categories may be fewer than the total number of cases due to data suppression. Rates are not calculated for multiple races, other, and unknown race categories due to the unavailability of an appropriate denominator.

Cases

Deaths

Select case status:

- ☐ Confirmed
☒ Probable

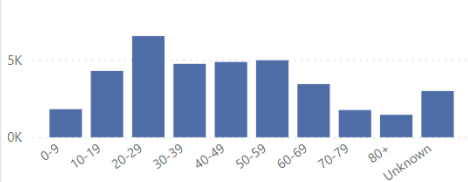
Select Preparedness Region:

All

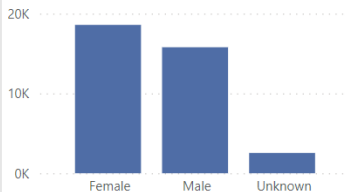
Select county:

All

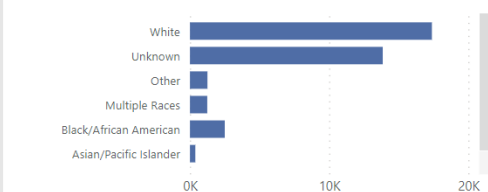
Cases by Age Group



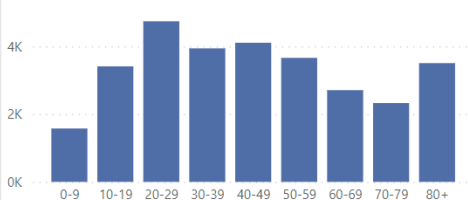
Cases by Sex



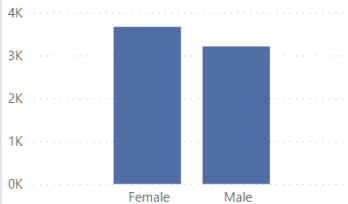
Cases by Race



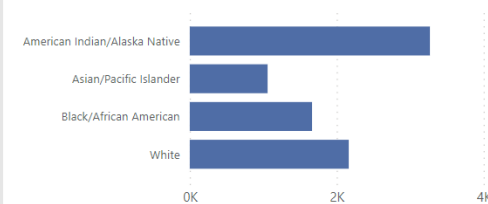
Cases per Million by Age Group



Cases per Million by Sex



Cases per Million by Race



Deaths by Demographic Characteristics

Data are suppressed when the number of deaths is five or below to protect the confidentiality of individuals. The sum of the deaths for individual categories may be fewer than the total number of deaths due to data suppression. Rates are not calculated for multiple races, other, and unknown race categories due to the unavailability of an appropriate denominator.

Cases

Deaths

Select case status:

- ☒ Confirmed
☐ Probable

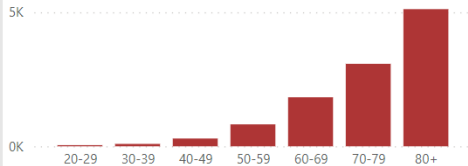
Select Preparedness Region:

All

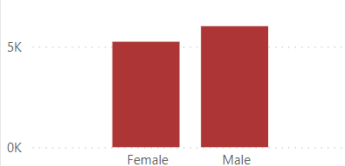
Select county:

All

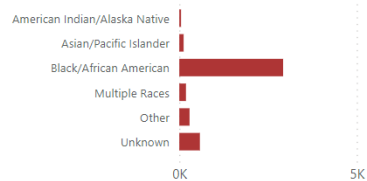
Deaths by Age Group



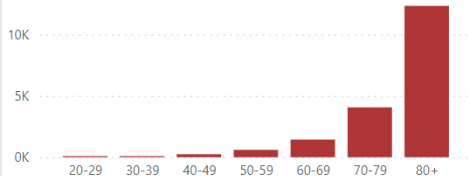
Deaths by Sex



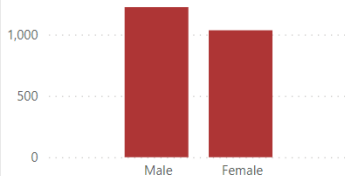
Deaths by Race



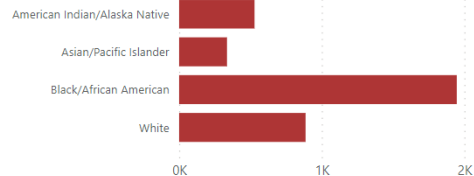
Deaths per Million by Age Group



Deaths per Million by Sex



Deaths per Million by Race



Deaths by Demographic Characteristics

Data are suppressed when the number of deaths is five or below to protect the confidentiality of individuals. The sum of the deaths for individual categories may be fewer than the total number of deaths due to data suppression. Rates are not calculated for multiple races, other, and unknown race categories due to the unavailability of an appropriate denominator.

Cases

Deaths

Select case status:

- ☐ Confirmed
☒ Probable

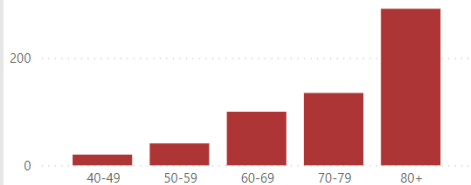
Select Preparedness Region:

All

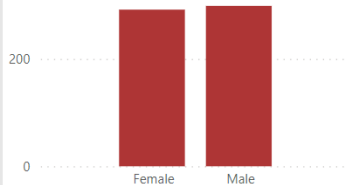
Select county:

All

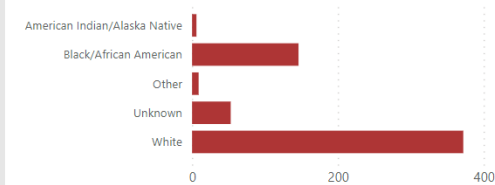
Deaths by Age Group



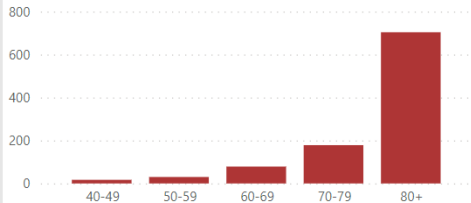
Deaths by Sex



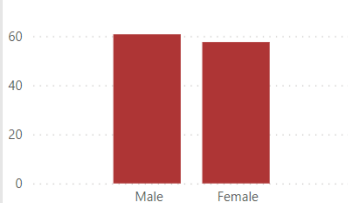
Deaths by Race



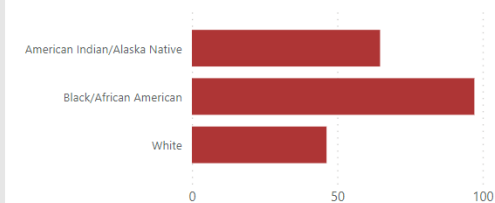
Deaths per Million by Age Group



Deaths per Million by Sex



Deaths per Million by Race



[View Table](#)[View Charts](#)

Select Preparedness Region:

All

Select County:

All

Diagnostic tests are used to find current infection and look for genes or proteins from the severe acute respiratory syndrome coronavirus 2 (SARS-CoV-2), the virus that causes COVID-19. These tests, which are performed as nasal swabs, include: Nucleic acid amplification test/real-time polymerase chain reaction (NAAT/RT-PCR) test and rapid virus antigen detection point of care (POC) tests.

Serology tests are used to look for the possibility of previous infection. Serology tests look for antibodies to SARS-CoV-2 in the blood. There are currently two types of serology tests: the enzyme-linked immunosorbent assay (ELISA) test and the rapid antibody detection POC test. Serology tests do not diagnose disease and do not guarantee immunity, but might provide information about previous infection.

Total Covid-19 Laboratory Tests

Total testing includes both diagnostic tests which are used to determine if an individual currently has COVID-19 and serology testing which is used to determine if a person has antibodies to Covid-19.

Filter by Date:

3/10/2020

12/17/2020

Total Laboratory Tests by Type and Date

Test Type ● Diagnostic ● Serology

100K

50K

0K

May 2020

Jul 2020

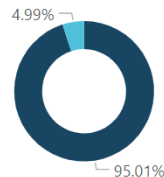
Sep 2020

Nov 2020

Total Tests Completed to Date

Test Type	Count	Tests per Million Residents
Diagnostic	7,724,003	773,086
Serology	405,263	40,562
Total	8,129,266	813,648

Percent of Tests Completed by Type



Test Type

● Diagnostic

● Serology

[View Table](#)[View Charts](#)

Select Preparedness Region

All



Select County

All



Diagnostic tests are used to find current infection and look for genes or proteins from the severe acute respiratory syndrome coronavirus 2 (SARS-CoV-2), the virus that causes COVID-19. These tests, which are performed as nasal swabs, include: Nucleic acid amplification test/real-time polymerase chain reaction (NAAT/RT-PCR) test and rapid virus antigen detection point of care (POC) tests. Diagnostic tests do not include serology tests which look for antibodies to SARS-CoV-2 in the blood.

Diagnostic Covid-19 Laboratory Tests

Diagnostic tests are used to determine if an individual is currently infected with Covid-19.

Filter by Date

3/10/2020

12/17/2020

Total Laboratory Tests by Type and Date

Test Type ● Negative ● Positive

100K

50K

0K

May 2020

Jul 2020

Sep 2020

Nov 2020

Percent of Diagnostic Tests That Were Positive

60%

40%

20%

0%

May 2020

Jul 2020

Sep 2020

Nov 2020

Where does the data come from?

The State of Michigan COVID-19 Dashboard displays the most recent provisional data reported to the Michigan Department of Health and Humans Services (MDHHS) about cases in Michigan by selected demographics and county of residence (City of Detroit and Wayne County are reported separately). Data are reported to MDHHS via the [Michigan Disease Surveillance System \(MDSS\)](#). Provisional Death data are provided by the MDHHS Division for [Vital Records & Health Statistics](#).

How does MDHHS classify confirmed and probable cases?

Confirmed cases only include individuals who have had a positive diagnostic laboratory test for COVID-19. Probable cases include individuals who have symptoms consistent with COVID-19 and an epidemiologic link to a confirmed case or a positive serology (antibody) test, but do not have a positive diagnostic laboratory test for COVID-19 and individuals with a positive serology (antibody) test for COVID-19 and an epidemiologic link to a confirmed case.

How does MDHHS classify confirmed and probable deaths?

Confirmed deaths include individuals who meet one or more of the following conditions: 1) Have been identified as a confirmed case and classified as deceased as a result of a case investigation in the Michigan Disease Surveillance System (MDSS). MDSS is the database used by state and local health department to monitor reportable diseases like COVID-19; 2) have been identified as a confirmed case in MDSS had have a death certificate with COVID-19 listed as a cause of death; 3) have been identified as a confirmed case in MDSS and die within 30 days of onset of COVID-19 infection and have a death certificate which classifies their manner death as 'natural'. Probable deaths include individuals who have COVID indicated as a cause of death on their death certificate but have not had a positive diagnostic laboratory test.

Why do the number of probable cases fluctuate?

The number of probable cases can change daily based on the investigation efforts of the health department. When a probable case is first reported, local and/or state health department staff investigate to determine if the person meets the case definition of probable. As additional information is gathered, the case could be re-classified to confirmed, remain as probable, or be determined as not a case.

Why do data in the demographics tab not sum to the total number of cases for a county or region?

Data are not shown whenever the number of cases for a particular demographic category is fewer than six to protect the confidentiality of individuals. Rates are not calculated for other, multiple, and unknown race because an appropriate population denominator is not available for these categories at the county level.

Where can I get more information about COVID-19?

Visit <https://www.michigan.gov/coronavirus> to find information on resources and assistance, answers to frequently asked questions, and the latest updates on Michigan's response to COVID-19. For COVID-19 updates from CDC visit <https://www.cdc.gov/coronavirus/2019-ncov>.

PUBLIC USE DATASETS

Cases and Deaths by County

README

Includes total cases and deaths to date by case status (confirmed or probable) and county.

County is based on the county of residence.

Confirmed cases only include individuals who have had a positive diagnostic laboratory test for COVID-19.

Probable cases include individuals who have symptoms consistent with COVID-19 and an epidemiologic link to a confirmed case or a positive serology (antibody) test, but do not have a positive diagnostic laboratory test for COVID-19 and individuals with a positive serology (antibody) test for COVID-19 and an epidemiologic link to a confirmed case.

Confirmed deaths include individuals who meet one or more of the following conditions: 1) Have been identified as a confirmed case and classified as deceased as a result of a case investigation in the Michigan Disease Surveillance System (MDSS). MDSS is the database used by state and local health department to monitor reportable diseases like COVID-19; 2) have been identified as a confirmed case in MDSS had have a death certificate with COVID-19 listed as a cause of death; 3) have been identified as a confirmed case in MDSS and die within 30 days of onset of COVID-19 infection and have a death certificate which classifies their manner death as 'natural'.

Probable deaths include individuals who have COVID indicated as a cause of death on their death certificate but have not had a positive diagnostic laboratory test.

The number of probable cases can change daily based on information obtained through the health department investigation. Probable cases can be re-classified as a confirmed case or determined to not be a case.

CASES AND DEATHS BY COUNTY 2020-12-18

Updated	COUNTY	ConfirmedCases	ConfirmedDeaths	ProbableCases	ProbableDeaths
2020/12/18 14:52:10	Alcona	267	9	54	3
2020/12/18 14:52:10	Alger	182	1	93	1
2020/12/18 14:52:10	Allegan	4853	39	445	11
2020/12/18 14:52:10	Alpena	908	21	126	1
2020/12/18 14:52:10	Antrim	508	9	67	0
2020/12/18 14:52:10	Arenac	520	24	49	0
2020/12/18 14:52:10	Baraga	459	28	95	0
2020/12/18 14:52:10	Barry	2574	24	187	2
2020/12/18 14:52:10	Bay	5532	159	212	0
2020/12/18 14:52:10	Benzie	542	18	74	0
2020/12/18 14:52:10	Berrien	8120	150	539	12
2020/12/18 14:52:10	Branch	2602	50	240	3
2020/12/18 14:52:10	Calhoun	6496	156	879	9
2020/12/18 14:52:10	Cass	2669	40	242	0
2020/12/18 14:52:10	Charlevoix	687	8	120	0
2020/12/18 14:52:10	Cheboygan	584	29	91	0
2020/12/18 14:52:10	Chippewa	487	9	703	2
2020/12/18 14:52:10	Clare	982	29	120	0
2020/12/18 14:52:10	Clinton	3385	34	214	0
2020/12/18 14:52:10	Crawford	421	5	23	0
2020/12/18 14:52:10	Delta	2435	56	388	15
2020/12/18 14:52:10	Dickinson	1917	52	157	11
2020/12/18 14:52:10	Eaton	3988	74	249	2
2020/12/18 14:52:10	Emmet	1041	31	127	0
2020/12/18 14:52:10	Genesee	17345	504	2598	35
2020/12/18 14:52:10	Gladwin	952	22	136	1
2020/12/18 14:52:10	Gogebic	700	12	288	18
2020/12/18 14:52:10	Grand Traverse	2481	36	235	2
2020/12/18 14:52:10	Gratiot	2068	55	153	0
2020/12/18 14:52:10	Hillsdale	2144	48	180	2
2020/12/18 14:52:10	Houghton	1532	17	375	6
2020/12/18 14:52:10	Huron	1195	33	193	1
2020/12/18 14:52:10	Ingham	11368	159	254	1
2020/12/18 14:52:10	Ionia	3059	37	56	1
2020/12/18 14:52:10	Iosco	912	41	119	1
2020/12/18 14:52:10	Iron	743	32	42	5
2020/12/18 14:52:10	Isabella	2858	36	298	0
2020/12/18 14:52:10	Jackson	6923	134	170	2
2020/12/18 14:52:10	Kalamazoo	10002	198	1443	20
2020/12/18 14:52:10	Kalkaska	428	9	32	0
2020/12/18 14:52:10	Kent	38694	467	2162	26
2020/12/18 14:52:10	Keweenaw	68	1	15	1
2020/12/18 14:52:10	Lake	262	6	9	0
2020/12/18 14:52:10	Lapeer	3317	84	384	1
2020/12/18 14:52:10	Leelanau	496	5	59	0
2020/12/18 14:52:10	Lenawee	3574	52	128	3
2020/12/18 14:52:10	Livingston	6750	61	590	2

2020/12/18 14:52:10	Luce	125	0	61	0
2020/12/18 14:52:10	Mackinac	250	2	109	0
2020/12/18 14:52:10	Macomb	44860	1408	2023	69
2020/12/18 14:52:10	Manistee	523	13	21	1
2020/12/18 14:52:10	Marquette	3020	48	380	1
2020/12/18 14:52:10	Mason	810	15	61	0
2020/12/18 14:52:10	Mecosta	1509	12	66	0
2020/12/18 14:52:10	Menominee	1360	22	182	0
2020/12/18 14:52:10	Midland	3198	35	480	2
2020/12/18 14:52:10	Missaukee	379	8	24	0
2020/12/18 14:52:10	Monroe	6447	116	610	7
2020/12/18 14:52:10	Montcalm	2608	53	147	0
2020/12/18 14:52:10	Montmorency	243	7	29	1
2020/12/18 14:52:10	Muskegon	8804	232	180	3
2020/12/18 14:52:10	Newaygo	2011	27	78	1
2020/12/18 14:52:10	Oakland	50688	1451	6597	63
2020/12/18 14:52:10	Oceana	1477	33	52	0
2020/12/18 14:52:10	Ogemaw	710	23	110	1
2020/12/18 14:52:10	Ontonagon	272	14	28	1
2020/12/18 14:52:10	Osceola	662	14	90	0
2020/12/18 14:52:10	Oscoda	234	15	46	0
2020/12/18 14:52:10	Otsego	813	19	125	2
2020/12/18 14:52:10	Ottawa	16394	212	956	23
2020/12/18 14:52:10	Presque Isle	411	4	50	1
2020/12/18 14:52:10	Roscommon	781	26	107	0
2020/12/18 14:52:10	Saginaw	10943	332	481	7
2020/12/18 14:52:10	Sanilac	1284	50	56	1
2020/12/18 14:52:10	Schoolcraft	194	3	17	1
2020/12/18 14:52:10	Shiawassee	2590	53	79	1
2020/12/18 14:52:10	St Clair	5595	129	802	5
2020/12/18 14:52:10	St Joseph	2973	42	328	3
2020/12/18 14:52:10	Tuscola	2145	76	202	4
2020/12/18 14:52:10	Van Buren	3597	65	204	4
2020/12/18 14:52:10	Washtenaw	11621	164	1109	4
2020/12/18 14:52:10	Wayne	50491	1653	3274	69
2020/12/18 14:52:10	Wexford	884	16	41	0
2020/12/18 14:52:10	MDOC	18301	110	543	0
2020/12/18 14:52:10	FCI	236	5	5	0
2020/12/18 14:52:10	Out-of-State	1281	7	43	1
2020/12/18 14:52:10	Unknown	5	0	16	0
2020/12/18 14:52:10	Detroit City	24197	1656	1694	118

PUBLIC USE DATASETS

Cases by Demographics Statewide

README

Includes the total number of confirmed and probable cases and confirmed and probable deaths to date by demographic characteristics

Confirmed cases only include individuals who have had a positive diagnostic laboratory test for COVID-19.

Probable cases include individuals who have symptoms consistent with COVID-19 and an epidemiologic link to a confirmed case or a positive serology (antibody) test, but do not have a positive diagnostic laboratory test for COVID-19 and individuals with a positive serology (antibody) test for COVID-19 and an epidemiologic link to a confirmed case.

Confirmed deaths include individuals who meet one or more of the following conditions: 1) Have been identified as a confirmed case and classified as deceased as a result of a case investigation in the Michigan Disease Surveillance System (MDSS). MDSS is the database used by state and local health department to monitor reportable diseases like COVID-19; 2) have been identified as a confirmed case in MDSS had have a death certificate with COVID-19 listed as a cause of death; 3) have been identified as a confirmed case in MDSS and die within 30 days of onset of COVID-19 infection and have a death certificate which classifies their manner death as 'natural'.

Probable deaths include individuals who have COVID indicated as a cause of death on their death certificate but have not had a positive diagnostic laboratory test.

The number of probable cases can change daily based on information obtained through the health department investigation. Probable cases can be re-classified as a confirmed case or determined to not be a case.

Data is suppressed when the number of cases or deaths in a single category is between one and five to protect the confidentiality of individuals.

CASES BY DEMOGRAPHICS STATEWIDE 2020-12-18

CASE_STATUS	AgeCat	RaceCat	SEX	Cases	Deaths
Confirmed	0-9	American Indian/Alaska Native	Female	46	0
Confirmed	10-19	American Indian/Alaska Native	Female	140	0
Confirmed	20-29	American Indian/Alaska Native	Female	256	0
Confirmed	30-39	American Indian/Alaska Native	Female	189	Suppressed
Confirmed	40-49	American Indian/Alaska Native	Female	169	0
Confirmed	50-59	American Indian/Alaska Native	Female	160	0
Confirmed	60-69	American Indian/Alaska Native	Female	115	Suppressed
Confirmed	70-79	American Indian/Alaska Native	Female	71	8
Confirmed	80+	American Indian/Alaska Native	Female	25	Suppressed
Confirmed	Unknown	American Indian/Alaska Native	Female	0	0
Confirmed	0-9	Asian/Pacific Islander	Female	104	0
Confirmed	10-19	Asian/Pacific Islander	Female	337	0
Confirmed	20-29	Asian/Pacific Islander	Female	736	0
Confirmed	30-39	Asian/Pacific Islander	Female	645	Suppressed
Confirmed	40-49	Asian/Pacific Islander	Female	563	0
Confirmed	50-59	Asian/Pacific Islander	Female	506	Suppressed
Confirmed	60-69	Asian/Pacific Islander	Female	289	6
Confirmed	70-79	Asian/Pacific Islander	Female	134	12
Confirmed	80+	Asian/Pacific Islander	Female	102	30
Confirmed	Unknown	Asian/Pacific Islander	Female	0	0
Confirmed	0-9	Black/African American	Female	552	Suppressed
Confirmed	10-19	Black/African American	Female	1571	Suppressed
Confirmed	20-29	Black/African American	Female	4672	8
Confirmed	30-39	Black/African American	Female	4291	11
Confirmed	40-49	Black/African American	Female	3862	59
Confirmed	50-59	Black/African American	Female	3603	132
Confirmed	60-69	Black/African American	Female	3164	269
Confirmed	70-79	Black/African American	Female	1952	365
Confirmed	80+	Black/African American	Female	1421	496
Confirmed	Unknown	Black/African American	Female	13	0
Confirmed	0-9	Multiple Races	Female	342	0
Confirmed	10-19	Multiple Races	Female	1139	Suppressed
Confirmed	20-29	Multiple Races	Female	1923	0
Confirmed	30-39	Multiple Races	Female	1398	0
Confirmed	40-49	Multiple Races	Female	1484	Suppressed
Confirmed	50-59	Multiple Races	Female	1573	Suppressed
Confirmed	60-69	Multiple Races	Female	1143	6
Confirmed	70-79	Multiple Races	Female	637	21
Confirmed	80+	Multiple Races	Female	441	45
Confirmed	Unknown	Multiple Races	Female	8	0
Confirmed	0-9	Other	Female	534	0
Confirmed	10-19	Other	Female	1522	0
Confirmed	20-29	Other	Female	2897	0
Confirmed	30-39	Other	Female	2201	Suppressed
Confirmed	40-49	Other	Female	2079	Suppressed
Confirmed	50-59	Other	Female	1604	11
Confirmed	60-69	Other	Female	1006	24

Confirmed	70-79	Other	Female	543	30
Confirmed	80+	Other	Female	403	57
Confirmed	Unknown	Other	Female	9	0
Confirmed	0-9	Unknown	Female	972	0
Confirmed	10-19	Unknown	Female	3840	0
Confirmed	20-29	Unknown	Female	9240	Suppressed
Confirmed	30-39	Unknown	Female	7397	0
Confirmed	40-49	Unknown	Female	7677	6
Confirmed	50-59	Unknown	Female	8170	15
Confirmed	60-69	Unknown	Female	5027	41
Confirmed	70-79	Unknown	Female	2354	59
Confirmed	80+	Unknown	Female	1998	161
Confirmed	Unknown	Unknown	Female	99	0
Confirmed	0-9	White	Female	3065	0
Confirmed	10-19	White	Female	13007	0
Confirmed	20-29	White	Female	24932	8
Confirmed	30-39	White	Female	17922	15
Confirmed	40-49	White	Female	17893	35
Confirmed	50-59	White	Female	19968	132
Confirmed	60-69	White	Female	15991	354
Confirmed	70-79	White	Female	10478	759
Confirmed	80+	White	Female	9439	2038
Confirmed	Unknown	White	Female	66	0
Confirmed	0-9	American Indian/Alaska Native	Male	39	0
Confirmed	10-19	American Indian/Alaska Native	Male	105	0
Confirmed	20-29	American Indian/Alaska Native	Male	182	0
Confirmed	30-39	American Indian/Alaska Native	Male	171	0
Confirmed	40-49	American Indian/Alaska Native	Male	163	0
Confirmed	50-59	American Indian/Alaska Native	Male	159	Suppressed
Confirmed	60-69	American Indian/Alaska Native	Male	120	15
Confirmed	70-79	American Indian/Alaska Native	Male	64	11
Confirmed	80+	American Indian/Alaska Native	Male	23	Suppressed
Confirmed	Unknown	American Indian/Alaska Native	Male	0	0
Confirmed	0-9	Asian/Pacific Islander	Male	136	0
Confirmed	10-19	Asian/Pacific Islander	Male	309	0
Confirmed	20-29	Asian/Pacific Islander	Male	794	0
Confirmed	30-39	Asian/Pacific Islander	Male	613	0
Confirmed	40-49	Asian/Pacific Islander	Male	496	Suppressed
Confirmed	50-59	Asian/Pacific Islander	Male	477	Suppressed
Confirmed	60-69	Asian/Pacific Islander	Male	299	17
Confirmed	70-79	Asian/Pacific Islander	Male	134	24
Confirmed	80+	Asian/Pacific Islander	Male	72	20
Confirmed	Unknown	Asian/Pacific Islander	Male	0	0
Confirmed	0-9	Black/African American	Male	604	0
Confirmed	10-19	Black/African American	Male	1453	Suppressed
Confirmed	20-29	Black/African American	Male	4951	13
Confirmed	30-39	Black/African American	Male	4970	30
Confirmed	40-49	Black/African American	Male	4650	86
Confirmed	50-59	Black/African American	Male	4517	225
Confirmed	60-69	Black/African American	Male	3520	395

Confirmed	70-79	Black/African American	Male	1906	477
Confirmed	80+	Black/African American	Male	849	355
Confirmed	Unknown	Black/African American	Male	Suppressed	0
Confirmed	0-9	Multiple Races	Male	353	Suppressed
Confirmed	10-19	Multiple Races	Male	1114	0
Confirmed	20-29	Multiple Races	Male	1579	0
Confirmed	30-39	Multiple Races	Male	1120	Suppressed
Confirmed	40-49	Multiple Races	Male	1157	Suppressed
Confirmed	50-59	Multiple Races	Male	1219	9
Confirmed	60-69	Multiple Races	Male	1066	28
Confirmed	70-79	Multiple Races	Male	584	24
Confirmed	80+	Multiple Races	Male	262	41
Confirmed	Unknown	Multiple Races	Male	Suppressed	0
Confirmed	0-9	Other	Male	587	0
Confirmed	10-19	Other	Male	1541	0
Confirmed	20-29	Other	Male	3033	Suppressed
Confirmed	30-39	Other	Male	2367	Suppressed
Confirmed	40-49	Other	Male	2213	11
Confirmed	50-59	Other	Male	1844	15
Confirmed	60-69	Other	Male	1095	50
Confirmed	70-79	Other	Male	530	45
Confirmed	80+	Other	Male	226	35
Confirmed	Unknown	Other	Male	Suppressed	0
Confirmed	0-9	Unknown	Male	1028	0
Confirmed	10-19	Unknown	Male	3686	0
Confirmed	20-29	Unknown	Male	9372	Suppressed
Confirmed	30-39	Unknown	Male	7781	Suppressed
Confirmed	40-49	Unknown	Male	7170	17
Confirmed	50-59	Unknown	Male	7983	22
Confirmed	60-69	Unknown	Male	4908	52
Confirmed	70-79	Unknown	Male	2086	89
Confirmed	80+	Unknown	Male	1088	108
Confirmed	Unknown	Unknown	Male	101	0
Confirmed	0-9	White	Male	3362	0
Confirmed	10-19	White	Male	11504	0
Confirmed	20-29	White	Male	20946	11
Confirmed	30-39	White	Male	16709	20
Confirmed	40-49	White	Male	16603	64
Confirmed	50-59	White	Male	19313	240
Confirmed	60-69	White	Male	16427	569
Confirmed	70-79	White	Male	10611	1153
Confirmed	80+	White	Male	6324	1722
Confirmed	Unknown	White	Male	51	0
Confirmed	0-9	American Indian/Alaska Native	Unknown	0	0
Confirmed	10-19	American Indian/Alaska Native	Unknown	Suppressed	0
Confirmed	20-29	American Indian/Alaska Native	Unknown	0	0
Confirmed	30-39	American Indian/Alaska Native	Unknown	Suppressed	0
Confirmed	40-49	American Indian/Alaska Native	Unknown	0	0
Confirmed	50-59	American Indian/Alaska Native	Unknown	Suppressed	0
Confirmed	60-69	American Indian/Alaska Native	Unknown	0	0

Confirmed	70-79	American Indian/Alaska Native	Unknown	0	0
Confirmed	80+	American Indian/Alaska Native	Unknown	0	0
Confirmed	Unknown	American Indian/Alaska Native	Unknown	0	0
Confirmed	0-9	Asian/Pacific Islander	Unknown	0	0
Confirmed	10-19	Asian/Pacific Islander	Unknown	Suppressed	0
Confirmed	20-29	Asian/Pacific Islander	Unknown	Suppressed	0
Confirmed	30-39	Asian/Pacific Islander	Unknown	Suppressed	0
Confirmed	40-49	Asian/Pacific Islander	Unknown	Suppressed	0
Confirmed	50-59	Asian/Pacific Islander	Unknown	Suppressed	0
Confirmed	60-69	Asian/Pacific Islander	Unknown	0	0
Confirmed	70-79	Asian/Pacific Islander	Unknown	0	0
Confirmed	80+	Asian/Pacific Islander	Unknown	0	0
Confirmed	Unknown	Asian/Pacific Islander	Unknown	0	0
Confirmed	0-9	Black/African American	Unknown	Suppressed	0
Confirmed	10-19	Black/African American	Unknown	10	0
Confirmed	20-29	Black/African American	Unknown	47	0
Confirmed	30-39	Black/African American	Unknown	43	0
Confirmed	40-49	Black/African American	Unknown	44	0
Confirmed	50-59	Black/African American	Unknown	38	0
Confirmed	60-69	Black/African American	Unknown	16	0
Confirmed	70-79	Black/African American	Unknown	Suppressed	0
Confirmed	80+	Black/African American	Unknown	Suppressed	0
Confirmed	Unknown	Black/African American	Unknown	0	0
Confirmed	0-9	Multiple Races	Unknown	Suppressed	0
Confirmed	10-19	Multiple Races	Unknown	8	0
Confirmed	20-29	Multiple Races	Unknown	16	0
Confirmed	30-39	Multiple Races	Unknown	10	0
Confirmed	40-49	Multiple Races	Unknown	11	0
Confirmed	50-59	Multiple Races	Unknown	9	0
Confirmed	60-69	Multiple Races	Unknown	9	0
Confirmed	70-79	Multiple Races	Unknown	Suppressed	0
Confirmed	80+	Multiple Races	Unknown	Suppressed	0
Confirmed	Unknown	Multiple Races	Unknown	Suppressed	0
Confirmed	0-9	Other	Unknown	Suppressed	0
Confirmed	10-19	Other	Unknown	8	0
Confirmed	20-29	Other	Unknown	15	0
Confirmed	30-39	Other	Unknown	18	0
Confirmed	40-49	Other	Unknown	17	0
Confirmed	50-59	Other	Unknown	8	0
Confirmed	60-69	Other	Unknown	9	0
Confirmed	70-79	Other	Unknown	Suppressed	0
Confirmed	80+	Other	Unknown	Suppressed	0
Confirmed	Unknown	Other	Unknown	Suppressed	0
Confirmed	0-9	Unknown	Unknown	34	0
Confirmed	10-19	Unknown	Unknown	115	0
Confirmed	20-29	Unknown	Unknown	280	0
Confirmed	30-39	Unknown	Unknown	168	0
Confirmed	40-49	Unknown	Unknown	223	0
Confirmed	50-59	Unknown	Unknown	202	0
Confirmed	60-69	Unknown	Unknown	112	Suppressed

Confirmed	70-79	Unknown	Unknown	43	Suppressed
Confirmed	80+	Unknown	Unknown	53	Suppressed
Confirmed	Unknown	Unknown	Unknown	41	0
Confirmed	0-9	White	Unknown	6	0
Confirmed	10-19	White	Unknown	61	0
Confirmed	20-29	White	Unknown	89	0
Confirmed	30-39	White	Unknown	78	0
Confirmed	40-49	White	Unknown	73	0
Confirmed	50-59	White	Unknown	50	0
Confirmed	60-69	White	Unknown	59	0
Confirmed	70-79	White	Unknown	30	0
Confirmed	80+	White	Unknown	13	Suppressed
Confirmed	Unknown	White	Unknown	Suppressed	0
Probable	0-9	American Indian/Alaska Native	Female	14	0
Probable	10-19	American Indian/Alaska Native	Female	26	0
Probable	20-29	American Indian/Alaska Native	Female	33	0
Probable	30-39	American Indian/Alaska Native	Female	20	0
Probable	40-49	American Indian/Alaska Native	Female	21	0
Probable	50-59	American Indian/Alaska Native	Female	17	0
Probable	60-69	American Indian/Alaska Native	Female	14	0
Probable	70-79	American Indian/Alaska Native	Female	Suppressed	0
Probable	80+	American Indian/Alaska Native	Female	Suppressed	0
Probable	Unknown	American Indian/Alaska Native	Female	Suppressed	0
Probable	0-9	Asian/Pacific Islander	Female	13	0
Probable	10-19	Asian/Pacific Islander	Female	23	0
Probable	20-29	Asian/Pacific Islander	Female	55	0
Probable	30-39	Asian/Pacific Islander	Female	30	0
Probable	40-49	Asian/Pacific Islander	Female	26	0
Probable	50-59	Asian/Pacific Islander	Female	27	0
Probable	60-69	Asian/Pacific Islander	Female	12	Suppressed
Probable	70-79	Asian/Pacific Islander	Female	8	0
Probable	80+	Asian/Pacific Islander	Female	Suppressed	0
Probable	Unknown	Asian/Pacific Islander	Female	Suppressed	0
Probable	0-9	Black/African American	Female	54	0
Probable	10-19	Black/African American	Female	94	0
Probable	20-29	Black/African American	Female	234	0
Probable	30-39	Black/African American	Female	206	0
Probable	40-49	Black/African American	Female	197	Suppressed
Probable	50-59	Black/African American	Female	215	9
Probable	60-69	Black/African American	Female	155	12
Probable	70-79	Black/African American	Female	69	14
Probable	80+	Black/African American	Female	52	26
Probable	Unknown	Black/African American	Female	14	0
Probable	0-9	Multiple Races	Female	50	0
Probable	10-19	Multiple Races	Female	96	0
Probable	20-29	Multiple Races	Female	115	0
Probable	30-39	Multiple Races	Female	68	0
Probable	40-49	Multiple Races	Female	89	0
Probable	50-59	Multiple Races	Female	84	0
Probable	60-69	Multiple Races	Female	66	0

Probable	70-79	Multiple Races	Female	27	0
Probable	80+	Multiple Races	Female	18	Suppressed
Probable	Unknown	Multiple Races	Female	26	0
Probable	0-9	Other	Female	46	0
Probable	10-19	Other	Female	104	0
Probable	20-29	Other	Female	136	0
Probable	30-39	Other	Female	97	0
Probable	40-49	Other	Female	105	0
Probable	50-59	Other	Female	56	Suppressed
Probable	60-69	Other	Female	35	Suppressed
Probable	70-79	Other	Female	21	0
Probable	80+	Other	Female	7	Suppressed
Probable	Unknown	Other	Female	10	0
Probable	0-9	Unknown	Female	153	0
Probable	10-19	Unknown	Female	561	0
Probable	20-29	Unknown	Female	1140	0
Probable	30-39	Unknown	Female	777	0
Probable	40-49	Unknown	Female	865	0
Probable	50-59	Unknown	Female	895	Suppressed
Probable	60-69	Unknown	Female	637	Suppressed
Probable	70-79	Unknown	Female	257	Suppressed
Probable	80+	Unknown	Female	168	16
Probable	Unknown	Unknown	Female	753	0
Probable	0-9	White	Female	537	0
Probable	10-19	White	Female	1270	Suppressed
Probable	20-29	White	Female	1647	0
Probable	30-39	White	Female	1177	0
Probable	40-49	White	Female	1251	Suppressed
Probable	50-59	White	Female	1288	10
Probable	60-69	White	Female	895	20
Probable	70-79	White	Female	524	38
Probable	80+	White	Female	682	125
Probable	Unknown	White	Female	215	0
Probable	0-9	American Indian/Alaska Native	Male	12	0
Probable	10-19	American Indian/Alaska Native	Male	27	0
Probable	20-29	American Indian/Alaska Native	Male	30	0
Probable	30-39	American Indian/Alaska Native	Male	23	0
Probable	40-49	American Indian/Alaska Native	Male	18	0
Probable	50-59	American Indian/Alaska Native	Male	21	0
Probable	60-69	American Indian/Alaska Native	Male	10	Suppressed
Probable	70-79	American Indian/Alaska Native	Male	Suppressed	Suppressed
Probable	80+	American Indian/Alaska Native	Male	Suppressed	Suppressed
Probable	Unknown	American Indian/Alaska Native	Male	Suppressed	0
Probable	0-9	Asian/Pacific Islander	Male	22	0
Probable	10-19	Asian/Pacific Islander	Male	19	0
Probable	20-29	Asian/Pacific Islander	Male	42	0
Probable	30-39	Asian/Pacific Islander	Male	36	0
Probable	40-49	Asian/Pacific Islander	Male	24	0
Probable	50-59	Asian/Pacific Islander	Male	19	Suppressed
Probable	60-69	Asian/Pacific Islander	Male	8	0

Probable	70-79	Asian/Pacific Islander	Male	6	Suppressed
Probable	80+	Asian/Pacific Islander	Male	Suppressed	Suppressed
Probable	Unknown	Asian/Pacific Islander	Male	Suppressed	0
Probable	0-9	Black/African American	Male	51	0
Probable	10-19	Black/African American	Male	98	0
Probable	20-29	Black/African American	Male	214	0
Probable	30-39	Black/African American	Male	204	0
Probable	40-49	Black/African American	Male	173	8
Probable	50-59	Black/African American	Male	195	9
Probable	60-69	Black/African American	Male	149	22
Probable	70-79	Black/African American	Male	67	27
Probable	80+	Black/African American	Male	31	16
Probable	Unknown	Black/African American	Male	9	0
Probable	0-9	Multiple Races	Male	47	0
Probable	10-19	Multiple Races	Male	103	0
Probable	20-29	Multiple Races	Male	107	0
Probable	30-39	Multiple Races	Male	60	0
Probable	40-49	Multiple Races	Male	77	Suppressed
Probable	50-59	Multiple Races	Male	63	0
Probable	60-69	Multiple Races	Male	48	0
Probable	70-79	Multiple Races	Male	21	0
Probable	80+	Multiple Races	Male	6	Suppressed
Probable	Unknown	Multiple Races	Male	37	0
Probable	0-9	Other	Male	40	0
Probable	10-19	Other	Male	102	0
Probable	20-29	Other	Male	130	0
Probable	30-39	Other	Male	114	0
Probable	40-49	Other	Male	113	0
Probable	50-59	Other	Male	65	0
Probable	60-69	Other	Male	36	Suppressed
Probable	70-79	Other	Male	16	Suppressed
Probable	80+	Other	Male	Suppressed	Suppressed
Probable	Unknown	Other	Male	10	0
Probable	0-9	Unknown	Male	177	0
Probable	10-19	Unknown	Male	545	0
Probable	20-29	Unknown	Male	999	0
Probable	30-39	Unknown	Male	768	Suppressed
Probable	40-49	Unknown	Male	689	Suppressed
Probable	50-59	Unknown	Male	735	0
Probable	60-69	Unknown	Male	467	Suppressed
Probable	70-79	Unknown	Male	202	Suppressed
Probable	80+	Unknown	Male	108	16
Probable	Unknown	Unknown	Male	621	0
Probable	0-9	White	Male	536	0
Probable	10-19	White	Male	1081	0
Probable	20-29	White	Male	1388	Suppressed
Probable	30-39	White	Male	958	Suppressed
Probable	40-49	White	Male	975	Suppressed
Probable	50-59	White	Male	1072	10
Probable	60-69	White	Male	765	30

Probable	70-79	White	Male	464	41
Probable	80+	White	Male	343	85
Probable	Unknown	White	Male	174	0
Probable	0-9	American Indian/Alaska Native	Unknown	0	0
Probable	10-19	American Indian/Alaska Native	Unknown	0	0
Probable	20-29	American Indian/Alaska Native	Unknown	Suppressed	0
Probable	30-39	American Indian/Alaska Native	Unknown	0	0
Probable	40-49	American Indian/Alaska Native	Unknown	0	0
Probable	50-59	American Indian/Alaska Native	Unknown	0	0
Probable	60-69	American Indian/Alaska Native	Unknown	0	0
Probable	70-79	American Indian/Alaska Native	Unknown	0	0
Probable	80+	American Indian/Alaska Native	Unknown	0	0
Probable	Unknown	American Indian/Alaska Native	Unknown	Suppressed	0
Probable	0-9	Asian/Pacific Islander	Unknown	0	0
Probable	10-19	Asian/Pacific Islander	Unknown	0	0
Probable	20-29	Asian/Pacific Islander	Unknown	Suppressed	0
Probable	30-39	Asian/Pacific Islander	Unknown	Suppressed	0
Probable	40-49	Asian/Pacific Islander	Unknown	Suppressed	0
Probable	50-59	Asian/Pacific Islander	Unknown	0	0
Probable	60-69	Asian/Pacific Islander	Unknown	0	0
Probable	70-79	Asian/Pacific Islander	Unknown	0	0
Probable	80+	Asian/Pacific Islander	Unknown	0	0
Probable	Unknown	Asian/Pacific Islander	Unknown	0	0
Probable	0-9	Black/African American	Unknown	Suppressed	0
Probable	10-19	Black/African American	Unknown	Suppressed	0
Probable	20-29	Black/African American	Unknown	Suppressed	0
Probable	30-39	Black/African American	Unknown	Suppressed	0
Probable	40-49	Black/African American	Unknown	Suppressed	0
Probable	50-59	Black/African American	Unknown	Suppressed	0
Probable	60-69	Black/African American	Unknown	Suppressed	0
Probable	70-79	Black/African American	Unknown	Suppressed	0
Probable	80+	Black/African American	Unknown	0	0
Probable	Unknown	Black/African American	Unknown	Suppressed	0
Probable	0-9	Multiple Races	Unknown	Suppressed	0
Probable	10-19	Multiple Races	Unknown	Suppressed	0
Probable	20-29	Multiple Races	Unknown	9	0
Probable	30-39	Multiple Races	Unknown	Suppressed	0
Probable	40-49	Multiple Races	Unknown	Suppressed	0
Probable	50-59	Multiple Races	Unknown	Suppressed	0
Probable	60-69	Multiple Races	Unknown	Suppressed	0
Probable	70-79	Multiple Races	Unknown	0	0
Probable	80+	Multiple Races	Unknown	0	0
Probable	Unknown	Multiple Races	Unknown	8	0
Probable	0-9	Other	Unknown	Suppressed	0
Probable	10-19	Other	Unknown	Suppressed	0
Probable	20-29	Other	Unknown	Suppressed	0
Probable	30-39	Other	Unknown	Suppressed	0
Probable	40-49	Other	Unknown	Suppressed	0
Probable	50-59	Other	Unknown	Suppressed	0
Probable	60-69	Other	Unknown	Suppressed	0

Probable	70-79	Other	Unknown	0	0
Probable	80+	Other	Unknown	0	0
Probable	Unknown	Other	Unknown	0	0
Probable	0-9	Unknown	Unknown	44	0
Probable	10-19	Unknown	Unknown	108	0
Probable	20-29	Unknown	Unknown	251	0
Probable	30-39	Unknown	Unknown	195	0
Probable	40-49	Unknown	Unknown	224	0
Probable	50-59	Unknown	Unknown	202	0
Probable	60-69	Unknown	Unknown	138	0
Probable	70-79	Unknown	Unknown	66	Suppressed
Probable	80+	Unknown	Unknown	23	0
Probable	Unknown	Unknown	Unknown	1082	0
Probable	0-9	White	Unknown	12	0
Probable	10-19	White	Unknown	30	0
Probable	20-29	White	Unknown	17	0
Probable	30-39	White	Unknown	8	0
Probable	40-49	White	Unknown	19	0
Probable	50-59	White	Unknown	20	0
Probable	60-69	White	Unknown	Suppressed	Suppressed
Probable	70-79	White	Unknown	Suppressed	0
Probable	80+	White	Unknown	Suppressed	0
Probable	Unknown	White	Unknown	23	0

PUBLIC USE DATASETS

COVID-19 Tests by County

README

Data includes tests by type (diagnostic, serology or total combined) by county.

Diagnostic tests are used to find current infection and look for genes or proteins from the severe acute respiratory syndrome coronavirus 2 (SARS-CoV-2), the virus that causes COVID-19. These tests, which are performed as nasal swabs, include: Nucleic acid amplification test/real-time polymerase chain reaction (NAAT/RT-PCR) test and rapid virus antigen detection point of care (POC) tests.

Serology tests are used to look for the possibility of previous infection. Serology tests look for antibodies to SARS-CoV-2 in the blood. There are currently two types of serology tests: the enzyme-linked immunosorbent assay (ELISA) test and the rapid antibody detection POC test. Serology tests do not diagnose disease and do not guarantee immunity, but might provide information about previous infection.

Correctional includes state and federal prisons and county and city detection facilities. Testing data represents total tests performed, not individuals tested. A single individual may have more than one test completed.

COVID-19 TESTS BY COUNTY 2020-12-18

Updated	COUNTY	TestType	Count	RatePerMillion
2020/12/18 14:52:15	Alcona	Diagnostic	4030	387314
2020/12/18 14:52:15	Alcona	Serology	98	9419
2020/12/18 14:52:15	Alcona	Total	4128	396732
2020/12/18 14:52:15	Alger	Diagnostic	4453	488911
2020/12/18 14:52:15	Alger	Serology	288	31621
2020/12/18 14:52:15	Alger	Total	4741	520531
2020/12/18 14:52:15	Allegan	Serology	1765	14947
2020/12/18 14:52:15	Allegan	Diagnostic	69350	587309
2020/12/18 14:52:15	Allegan	Total	71115	602256
2020/12/18 14:52:15	Alpena	Diagnostic	9298	327337
2020/12/18 14:52:15	Alpena	Serology	406	14293
2020/12/18 14:52:15	Alpena	Total	9704	341630
2020/12/18 14:52:15	Antrim	Diagnostic	12134	520237
2020/12/18 14:52:15	Antrim	Serology	420	18007
2020/12/18 14:52:15	Antrim	Total	12554	538244
2020/12/18 14:52:15	Arenac	Serology	278	18679
2020/12/18 14:52:15	Arenac	Diagnostic	8486	570181
2020/12/18 14:52:15	Arenac	Total	8764	588860
2020/12/18 14:52:15	Baraga	Diagnostic	5248	639298
2020/12/18 14:52:15	Baraga	Serology	51	6213
2020/12/18 14:52:15	Baraga	Total	5299	645511
2020/12/18 14:52:15	Barry	Diagnostic	33559	545232
2020/12/18 14:52:15	Barry	Serology	1279	20780
2020/12/18 14:52:15	Barry	Total	34838	566011
2020/12/18 14:52:15	Bay	Serology	3995	38739
2020/12/18 14:52:15	Bay	Diagnostic	74846	725772
2020/12/18 14:52:15	Bay	Total	78841	764511
2020/12/18 14:52:15	Benzie	Diagnostic	9023	507880
2020/12/18 14:52:15	Benzie	Serology	414	23303
2020/12/18 14:52:15	Benzie	Total	9437	531183
2020/12/18 14:52:15	Berrien	Serology	3697	24100
2020/12/18 14:52:15	Berrien	Diagnostic	144643	942908
2020/12/18 14:52:15	Berrien	Total	148340	967008
2020/12/18 14:52:15	Branch	Diagnostic	27322	627847
2020/12/18 14:52:15	Branch	Serology	272	6250
2020/12/18 14:52:15	Branch	Total	27594	634097
2020/12/18 14:52:15	Calhoun	Serology	1260	9392
2020/12/18 14:52:15	Calhoun	Diagnostic	127601	951118
2020/12/18 14:52:15	Calhoun	Total	128861	960510
2020/12/18 14:52:15	Cass	Serology	441	8516
2020/12/18 14:52:15	Cass	Diagnostic	25824	498658
2020/12/18 14:52:15	Cass	Total	26265	507174
2020/12/18 14:52:15	Charlevoix	Diagnostic	15000	573767
2020/12/18 14:52:15	Charlevoix	Serology	716	27388
2020/12/18 14:52:15	Charlevoix	Total	15716	601155
2020/12/18 14:52:15	Cheboygan	Serology	387	15311
2020/12/18 14:52:15	Cheboygan	Diagnostic	8846	349976

2020/12/18 14:52:15	Cheboygan	Total	9233	365287
2020/12/18 14:52:15	Chippewa	Diagnostic	12504	334788
2020/12/18 14:52:15	Chippewa	Serology	211	5649
2020/12/18 14:52:15	Chippewa	Total	12715	340437
2020/12/18 14:52:15	Clare	Diagnostic	10514	339709
2020/12/18 14:52:15	Clare	Serology	654	21131
2020/12/18 14:52:15	Clare	Total	11168	360840
2020/12/18 14:52:15	Clinton	Serology	3066	38520
2020/12/18 14:52:15	Clinton	Diagnostic	34351	431572
2020/12/18 14:52:15	Clinton	Total	37417	470092
2020/12/18 14:52:15	Correctional	Diagnostic	403676	
2020/12/18 14:52:15	Correctional	Serology	13842	
2020/12/18 14:52:15	Correctional	Total	417518	
2020/12/18 14:52:15	Crawford	Diagnostic	6051	431321
2020/12/18 14:52:15	Crawford	Serology	196	13971
2020/12/18 14:52:15	Crawford	Total	6247	445292
2020/12/18 14:52:15	Delta	Diagnostic	25749	719567
2020/12/18 14:52:15	Delta	Serology	482	13470
2020/12/18 14:52:15	Delta	Total	26231	733037
2020/12/18 14:52:15	Detroit City	Serology	19133	29444
2020/12/18 14:52:15	Detroit City	Diagnostic	493800	759921
2020/12/18 14:52:15	Detroit City	Total	512933	789366
2020/12/18 14:52:15	Dickinson	Diagnostic	10435	413447
2020/12/18 14:52:15	Dickinson	Serology	96	3804
2020/12/18 14:52:15	Dickinson	Total	10531	417251
2020/12/18 14:52:15	Eaton	Diagnostic	77678	704447
2020/12/18 14:52:15	Eaton	Serology	4841	43902
2020/12/18 14:52:15	Eaton	Total	82519	748349
2020/12/18 14:52:15	Emmet	Diagnostic	19500	583570
2020/12/18 14:52:15	Emmet	Serology	1149	34386
2020/12/18 14:52:15	Emmet	Total	20649	617956
2020/12/18 14:52:15	Genesee	Diagnostic	228647	563429
2020/12/18 14:52:15	Genesee	Serology	14461	35635
2020/12/18 14:52:15	Genesee	Total	243108	599064
2020/12/18 14:52:15	Gladwin	Diagnostic	9531	374514
2020/12/18 14:52:15	Gladwin	Serology	607	23852
2020/12/18 14:52:15	Gladwin	Total	10138	398365
2020/12/18 14:52:15	Gogebic	Diagnostic	13784	986333
2020/12/18 14:52:15	Gogebic	Serology	181	12952
2020/12/18 14:52:15	Gogebic	Total	13965	999284
2020/12/18 14:52:15	Grand Traverse	Serology	3412	36653
2020/12/18 14:52:15	Grand Traverse	Diagnostic	51235	550393
2020/12/18 14:52:15	Grand Traverse	Total	54647	587047
2020/12/18 14:52:15	Gratiot	Diagnostic	34865	856402
2020/12/18 14:52:15	Gratiot	Serology	715	17563
2020/12/18 14:52:15	Gratiot	Total	35580	873965
2020/12/18 14:52:15	Hillsdale	Diagnostic	28199	618331
2020/12/18 14:52:15	Hillsdale	Serology	632	13858
2020/12/18 14:52:15	Hillsdale	Total	28831	632189
2020/12/18 14:52:15	Houghton	Diagnostic	28364	794866

2020/12/18 14:52:15	Houghton	Serology	218	6109
2020/12/18 14:52:15	Houghton	Total	28582	800975
2020/12/18 14:52:15	Huron	Serology	440	14202
2020/12/18 14:52:15	Huron	Diagnostic	20212	652400
2020/12/18 14:52:15	Huron	Total	20652	666602
2020/12/18 14:52:15	Ingham	Diagnostic	213856	731367
2020/12/18 14:52:15	Ingham	Serology	16219	55467
2020/12/18 14:52:15	Ingham	Total	230075	786834
2020/12/18 14:52:15	Ionia	Serology	1610	24885
2020/12/18 14:52:15	Ionia	Diagnostic	46144	713232
2020/12/18 14:52:15	Ionia	Total	47754	738118
2020/12/18 14:52:15	Iosco	Diagnostic	15449	614837
2020/12/18 14:52:15	Iosco	Serology	322	12815
2020/12/18 14:52:15	Iosco	Total	15771	627652
2020/12/18 14:52:15	Iron	Diagnostic	16895	1526749
2020/12/18 14:52:15	Iron	Serology	77	6958
2020/12/18 14:52:15	Iron	Total	16972	1533707
2020/12/18 14:52:15	Isabella	Serology	881	12609
2020/12/18 14:52:15	Isabella	Diagnostic	32003	458023
2020/12/18 14:52:15	Isabella	Total	32884	470632
2020/12/18 14:52:15	Jackson	Diagnostic	144272	910176
2020/12/18 14:52:15	Jackson	Serology	2298	14498
2020/12/18 14:52:15	Jackson	Total	146570	924674
2020/12/18 14:52:15	Kalamazoo	Diagnostic	190671	719334
2020/12/18 14:52:15	Kalamazoo	Serology	5040	19014
2020/12/18 14:52:15	Kalamazoo	Total	195711	738348
2020/12/18 14:52:15	Kalkaska	Diagnostic	11363	629948
2020/12/18 14:52:15	Kalkaska	Serology	385	21344
2020/12/18 14:52:15	Kalkaska	Total	11748	651292
2020/12/18 14:52:15	Kent	Diagnostic	553018	841790
2020/12/18 14:52:15	Kent	Serology	29317	44626
2020/12/18 14:52:15	Kent	Total	582335	886415
2020/12/18 14:52:15	Keweenaw	Diagnostic	1413	667769
2020/12/18 14:52:15	Keweenaw	Serology	23	10870
2020/12/18 14:52:15	Keweenaw	Total	1436	678639
2020/12/18 14:52:15	Lake	Diagnostic	5838	492534
2020/12/18 14:52:15	Lake	Serology	149	12571
2020/12/18 14:52:15	Lake	Total	5987	505104
2020/12/18 14:52:15	Lapeer	Serology	2245	25626
2020/12/18 14:52:15	Lapeer	Diagnostic	44783	511181
2020/12/18 14:52:15	Lapeer	Total	47028	536806
2020/12/18 14:52:15	Leelanau	Diagnostic	9074	416985
2020/12/18 14:52:15	Leelanau	Serology	523	24034
2020/12/18 14:52:15	Leelanau	Total	9597	441018
2020/12/18 14:52:15	Lenawee	Diagnostic	66809	678602
2020/12/18 14:52:15	Lenawee	Serology	1309	13296
2020/12/18 14:52:15	Lenawee	Total	68118	691897
2020/12/18 14:52:15	Livingston	Serology	5938	30928
2020/12/18 14:52:15	Livingston	Diagnostic	121604	633371
2020/12/18 14:52:15	Livingston	Total	127542	664299

2020/12/18 14:52:15	Luce	Diagnostic	3701	594156
2020/12/18 14:52:15	Luce	Serology	40	6422
2020/12/18 14:52:15	Luce	Total	3741	600578
2020/12/18 14:52:15	Mackinac	Diagnostic	5409	500880
2020/12/18 14:52:15	Mackinac	Serology	88	8149
2020/12/18 14:52:15	Mackinac	Total	5497	509029
2020/12/18 14:52:15	Macomb	Serology	39581	45289
2020/12/18 14:52:15	Macomb	Diagnostic	523152	598591
2020/12/18 14:52:15	Macomb	Total	562733	643880
2020/12/18 14:52:15	Manistee	Diagnostic	11586	471781
2020/12/18 14:52:15	Manistee	Serology	570	23210
2020/12/18 14:52:15	Manistee	Total	12156	494991
2020/12/18 14:52:15	Marquette	Diagnostic	79230	1187874
2020/12/18 14:52:15	Marquette	Serology	1095	16417
2020/12/18 14:52:15	Marquette	Total	80325	1204291
2020/12/18 14:52:15	Mason	Diagnostic	20778	712943
2020/12/18 14:52:15	Mason	Serology	705	24190
2020/12/18 14:52:15	Mason	Total	21483	737133
2020/12/18 14:52:15	Mecosta	Serology	663	15258
2020/12/18 14:52:15	Mecosta	Diagnostic	25671	590776
2020/12/18 14:52:15	Mecosta	Total	26334	606034
2020/12/18 14:52:15	Menominee	Diagnostic	15043	660360
2020/12/18 14:52:15	Menominee	Serology	66	2897
2020/12/18 14:52:15	Menominee	Total	15109	663257
2020/12/18 14:52:15	Midland	Serology	4071	48956
2020/12/18 14:52:15	Midland	Diagnostic	33554	403507
2020/12/18 14:52:15	Midland	Total	37625	452463
2020/12/18 14:52:15	Missaukee	Diagnostic	6128	405345
2020/12/18 14:52:15	Missaukee	Serology	311	20572
2020/12/18 14:52:15	Missaukee	Total	6439	425916
2020/12/18 14:52:15	Monroe	Serology	3581	23794
2020/12/18 14:52:15	Monroe	Diagnostic	91102	605329
2020/12/18 14:52:15	Monroe	Total	94683	629123
2020/12/18 14:52:15	Montcalm	Diagnostic	49416	773479
2020/12/18 14:52:15	Montcalm	Serology	1581	24746
2020/12/18 14:52:15	Montcalm	Total	50997	798225
2020/12/18 14:52:15	Montmorency	Diagnostic	3889	416917
2020/12/18 14:52:15	Montmorency	Serology	214	22942
2020/12/18 14:52:15	Montmorency	Total	4103	439858
2020/12/18 14:52:15	Muskegon	Serology	2437	14041
2020/12/18 14:52:15	Muskegon	Diagnostic	137598	792770
2020/12/18 14:52:15	Muskegon	Total	140035	806811
2020/12/18 14:52:15	Newaygo	Diagnostic	28548	582850
2020/12/18 14:52:15	Newaygo	Serology	1126	22989
2020/12/18 14:52:15	Newaygo	Total	29674	605839
2020/12/18 14:52:15	Oakland	Serology	84425	67133
2020/12/18 14:52:15	Oakland	Diagnostic	841565	669192
2020/12/18 14:52:15	Oakland	Total	925990	736325
2020/12/18 14:52:15	Oceana	Serology	606	22896
2020/12/18 14:52:15	Oceana	Diagnostic	25553	965466

2020/12/18 14:52:15	Oceana	Total	26159	988363
2020/12/18 14:52:15	Ogemaw	Diagnostic	10551	502500
2020/12/18 14:52:15	Ogemaw	Serology	321	15288
2020/12/18 14:52:15	Ogemaw	Total	10872	517788
2020/12/18 14:52:15	Ontonagon	Diagnostic	5586	976573
2020/12/18 14:52:15	Ontonagon	Serology	52	9091
2020/12/18 14:52:15	Ontonagon	Total	5638	985664
2020/12/18 14:52:15	Osceola	Serology	559	23828
2020/12/18 14:52:15	Osceola	Diagnostic	15840	675192
2020/12/18 14:52:15	Osceola	Total	16399	699020
2020/12/18 14:52:15	Oscoda	Diagnostic	3404	413057
2020/12/18 14:52:15	Oscoda	Serology	150	18202
2020/12/18 14:52:15	Oscoda	Total	3554	431258
2020/12/18 14:52:15	Otsego	Diagnostic	11762	476812
2020/12/18 14:52:15	Otsego	Serology	548	22215
2020/12/18 14:52:15	Otsego	Total	12310	499027
2020/12/18 14:52:15	Ottawa	Serology	9014	30888
2020/12/18 14:52:15	Ottawa	Diagnostic	240411	823805
2020/12/18 14:52:15	Ottawa	Total	249425	854693
2020/12/18 14:52:15	Presque Isle	Diagnostic	6408	508895
2020/12/18 14:52:15	Presque Isle	Serology	308	24460
2020/12/18 14:52:15	Presque Isle	Total	6716	533355
2020/12/18 14:52:15	Roscommon	Diagnostic	12751	530871
2020/12/18 14:52:15	Roscommon	Serology	464	19318
2020/12/18 14:52:15	Roscommon	Total	13215	550189
2020/12/18 14:52:15	Saginaw	Diagnostic	160421	841933
2020/12/18 14:52:15	Saginaw	Serology	5197	27275
2020/12/18 14:52:15	Saginaw	Total	165618	869208
2020/12/18 14:52:15	Sanilac	Diagnostic	29642	719990
2020/12/18 14:52:15	Sanilac	Serology	724	17586
2020/12/18 14:52:15	Sanilac	Total	30366	737576
2020/12/18 14:52:15	Schoolcraft	Diagnostic	4277	528416
2020/12/18 14:52:15	Schoolcraft	Serology	53	6548
2020/12/18 14:52:15	Schoolcraft	Total	4330	534964
2020/12/18 14:52:15	Shiawassee	Diagnostic	45367	665967
2020/12/18 14:52:15	Shiawassee	Serology	1993	29256
2020/12/18 14:52:15	Shiawassee	Total	47360	695223
2020/12/18 14:52:15	St Clair	Diagnostic	90005	565614
2020/12/18 14:52:15	St Clair	Serology	5618	35305
2020/12/18 14:52:15	St Clair	Total	95623	600919
2020/12/18 14:52:15	St Joseph	Serology	1126	18470
2020/12/18 14:52:15	St Joseph	Diagnostic	37231	610705
2020/12/18 14:52:15	St Joseph	Total	38357	629175
2020/12/18 14:52:15	Tuscola	Diagnostic	43980	841803
2020/12/18 14:52:15	Tuscola	Serology	1272	24347
2020/12/18 14:52:15	Tuscola	Total	45252	866150
2020/12/18 14:52:15	Unknown	Diagnostic	278522	
2020/12/18 14:52:15	Unknown	Serology	18877	
2020/12/18 14:52:15	Unknown	Total	297399	
2020/12/18 14:52:15	Van Buren	Serology	1136	15011

2020/12/18 14:52:15	Van Buren	Diagnostic	64752	855636
2020/12/18 14:52:15	Van Buren	Total	65888	870648
2020/12/18 14:52:15	Washtenaw	Diagnostic	331718	902386
2020/12/18 14:52:15	Washtenaw	Serology	13654	37144
2020/12/18 14:52:15	Washtenaw	Total	345372	939530
2020/12/18 14:52:15	Wayne	Diagnostic	849147	769286
2020/12/18 14:52:15	Wayne	Serology	55923	50664
2020/12/18 14:52:15	Wayne	Total	905070	819949
2020/12/18 14:52:15	Wexford	Diagnostic	18355	545776
2020/12/18 14:52:15	Wexford	Serology	675	20071
2020/12/18 14:52:15	Wexford	Total	19030	565847

PUBLIC USE DATASETS

Diagnostic Tests by Result and County

README

Data include diagnostic tests for COVID-19 by date and county.

Diagnostic tests are used to find current infection and look for genes or proteins from the severe acute respiratory syndrome coronavirus 2 (SARS-CoV-2), the virus that causes COVID-19. These tests, which are performed as nasal swabs, include: Nucleic acid amplification test/real-time polymerase chain reaction (NAAT/RT-PCR) test and rapid virus antigen detection point of care (POC) tests.

Correctional includes state and federal prisons and county and city detection facilities. Testing data represents total tests performed, not individuals tested. A single individual may have more than one test completed.

The total number of positive tests may exceed the number of confirmed cases due to 1) a single individual may have more than one test performed; 2) MDHHS may receive data on positive tests in advance of a local health department classifying an individual as a confirmed or probable case, and 3) although efforts have been made to deduplicate testing data, some duplication may occur.

DIAGNOSTIC TESTS BY RESULT AND COUNTY 2020-12-18

MessageDate	COUNTY	Negative	Positive	Total
12/17/2020	Alcona	23	4	27
12/17/2020	Alger	15	1	16
12/17/2020	Allegan	359	28	387
12/17/2020	Alpena	116	8	124
12/17/2020	Antrim	102	6	108
12/17/2020	Arenac	67	9	76
12/17/2020	Baraga	35	0	35
12/17/2020	Barry	116	16	132
12/17/2020	Bay	466	53	519
12/17/2020	Benzie	59	5	64
12/17/2020	Berrien	751	89	840
12/17/2020	Branch	123	28	151
12/17/2020	Calhoun	546	52	598
12/17/2020	Cass	126	11	137
12/17/2020	Charlevoix	173	2	175
12/17/2020	Cheboygan	42	3	45
12/17/2020	Chippewa	153	7	160
12/17/2020	Clare	47	7	54
12/17/2020	Clinton	228	24	252
12/17/2020	Correctional	1930	230	2160
12/17/2020	Crawford	81	0	81
12/17/2020	Delta	232	6	238
12/17/2020	Detroit City	2693	176	2869
12/17/2020	Dickinson	81	18	99
12/17/2020	Eaton	367	39	406
12/17/2020	Emmet	141	2	143
12/17/2020	Genesee	1575	176	1751
12/17/2020	Gladwin	60	8	68
12/17/2020	Gogebic	40	1	41
12/17/2020	Grand Traverse	381	43	424
12/17/2020	Gratiot	238	15	253
12/17/2020	Hillsdale	210	43	253
12/17/2020	Houghton	307	5	312
12/17/2020	Huron	99	10	109
12/17/2020	Ingham	1323	100	1423
12/17/2020	Ionia	140	21	161
12/17/2020	Iosco	111	17	128
12/17/2020	Iron	26	2	28
12/17/2020	Isabella	171	22	193
12/17/2020	Jackson	644	106	750
12/17/2020	Kalamazoo	974	63	1037
12/17/2020	Kalkaska	41	4	45
12/17/2020	Kent	2763	386	3149
12/17/2020	Keweenaw	16	0	16
12/17/2020	Lake	24	6	30
12/17/2020	Lapeer	185	32	217
12/17/2020	Leelanau	80	2	82

12/17/2020	Lenawee	1028	86	1114
12/17/2020	Livingston	776	72	848
12/17/2020	Luce	7	1	8
12/17/2020	Mackinac	53	0	53
12/17/2020	Macomb	2906	387	3293
12/17/2020	Manistee	61	7	68
12/17/2020	Marquette	430	19	449
12/17/2020	Mason	110	14	124
12/17/2020	Mecosta	138	13	151
12/17/2020	Menominee	152	12	164
12/17/2020	Midland	376	26	402
12/17/2020	Missaukee	16	2	18
12/17/2020	Monroe	691	69	760
12/17/2020	Montcalm	199	21	220
12/17/2020	Montmorency	33	2	35
12/17/2020	Muskegon	635	96	731
12/17/2020	Newaygo	145	15	160
12/17/2020	Oakland	4951	430	5381
12/17/2020	Oceana	135	11	146
12/17/2020	Ogemaw	175	13	188
12/17/2020	Ontonagon	18	0	18
12/17/2020	Osceola	90	20	110
12/17/2020	Oscoda	18	0	18
12/17/2020	Otsego	91	7	98
12/17/2020	Ottawa	1522	176	1698
12/17/2020	Presque Isle	45	5	50
12/17/2020	Roscommon	108	12	120
12/17/2020	Saginaw	942	162	1104
12/17/2020	Sanilac	176	21	197
12/17/2020	Schoolcraft	42	0	42
12/17/2020	Shiawassee	346	46	392
12/17/2020	St Clair	546	66	612
12/17/2020	St Joseph	142	30	172
12/17/2020	Tuscola	146	42	188
12/17/2020	Unknown	1255	96	1351
12/17/2020	Van Buren	312	45	357
12/17/2020	Washtenaw	2941	176	3117
12/17/2020	Wayne	4933	470	5403
12/17/2020	Wexford	87	17	104