



Western Michigan University
ScholarWorks at WMU

Cumulative Michigan COVID-19 Data

Michigan COVID-19 State Data

1-6-2021

2021-01-06_MichiganOverview_COVIDstats

Michigan Department of Health & Human Services

Follow this and additional works at: <https://scholarworks.wmich.edu/michigan-covid-data-state-cumulative>



Part of the Public Health Commons

WMU ScholarWorks Citation

Michigan Department of Health & Human Services, "2021-01-06_MichiganOverview_COVIDstats" (2021).
Cumulative Michigan COVID-19 Data. 298.

<https://scholarworks.wmich.edu/michigan-covid-data-state-cumulative/298>

This Website is brought to you for free and open access by the Michigan COVID-19 State Data at ScholarWorks at WMU. It has been accepted for inclusion in Cumulative Michigan COVID-19 Data by an authorized administrator of ScholarWorks at WMU. For more information, please contact wmu-scholarworks@wmich.edu.



Coronavirus

MI SAFE START

CONTAIN COVID

RESOURCES

PRESS RELEASES

DONATE

VIDEO UPDATES

CORONAVIRUS / MICHIGAN DATA

Michigan Data

HOSPITALS

LONG TERM CARE FACILITIES

CORONAVIRUS SYMPTOMS

CUMULATIVE RECOVERED

OUTBREAK REPORTING

SCHOOL-RELATED OUTBREAK REPORTING

WASTEWATER SURVEILLANCE

TESTING TURNAROUND TIME

MIS-C DATA AND REPORTING

The State of Michigan is working around the clock to test and treat COVID-19 patients. Below is the most recent data healthcare experts across the state have compiled. It is updated Monday - Saturday.

CURRENT STATUS	DAILY CASES	CUMULATIVE TRENDS	DEMOGRAPHICS	TOTAL TESTING	DIAGNOSTIC TESTING	LEARN MORE
----------------	-------------	-------------------	--------------	---------------	--------------------	------------

View Cases

View Deaths

View Table

Select Preparedness Region:

All

Select County:

All

This report is provisional and subject to change. City of Detroit and Wayne County are reported separately. MDHHS began tracking probable cases April 5, 2020. FCI indicates federal correctional institute. MDOC indicates Michigan Department of Corrections. Diagnostic tests, including nucleic acid amplification/real-time polymerase chain reaction (NAAT/RT-PCR) and rapid virus antigen detection point of care (POC) tests, look for current infection. Serology (antibody) tests are used to look for the possibility of previous infection.

Source: Michigan Disease Surveillance System (MDSS) and Vital Records.

COVID-19 Cases by County

Confirmed cases include individuals with a positive diagnostic test for COVID-19. Probable cases include individuals with COVID-19 symptoms and an epidemiologic link to confirmed COVID-19, but no diagnostic test.

Cases by County

- 30-390
- 391-1744
- 1745-9611
- 9612-63749
- 63750+

Michigan

Wednesday, January 6, 2021

Michigan (Statewide) Case Fatality Rate

2.5%

Case Status	Cases	Deaths
Confirmed	508,736	12,918
Probable	42,762	749
Total	551,498	13,667

Test Type	Tests Performed
Diagnostic	8,456,264
Serology	443,670
Total	8,899,934

Microsoft Power BI < 1 of 7 >

Have questions?
Chat with Robin

Current COVID-19 Statewide Data and Modeling Updates

Information on testing, disease trends, outbreaks, hospitalizations, deaths and the virus trajectory.

- [January 5, 2021 slide deck](#). View a live presentation of the Jan. 5 data.
- [December 29, 2020 slide deck](#).
- [December 22, 2020 slide deck](#). View a live presentation of the Dec. 22 data.
- [December 15, 2020 slide deck](#).
- [December 8, 2020 slide deck](#). View a live presentation of the Dec. 8 data.
- [December 1, 2020 slide deck](#).
- [November 24, 2020 slide deck](#).
- [November 18, 2020 slide deck](#). View a live presentation of the Nov. 18 data.

Cases by Hispanic/Latino Ethnicity

Hispanic/Latino Ethnicity	Percentage of Overall Cases by Ethnicity	Percentage of Deceased Cases by Ethnicity
Hispanic/Latino	5.58%	2.87%
Non-Hispanic Latino	68.58%	83.74%
Unknown	25.84%	13.39%

Totals may not add to 100% due to rounding

Cases by Arab Ethnicity

Arab Ethnicity	Percentage of Overall Cases by Ethnicity	Percentage of Deceased Cases by Ethnicity
Arab	2.87%	1.76%
Non-Arab	48.94%	54.09%
Unknown	48.19%	44.16%

Totals may not add to 100% due to rounding

PUBLIC USE DATASETS 01/06/2021

(Downloadable .xlsx files)

[Cases and Deaths by County](#)

[Cases and Deaths by County by Date of Onset of Symptoms and Date of Death](#)

[Cases by Demographics Statewide](#)

[COVID-19 Tests by County](#)

[Diagnostic Tests by Result and County](#)

Cumulative Total of Recovered COVID-19 Cases

Cumulative Total of Recovered COVID-19 Cases (as of 12/30/2020): **363,611**

During this response, MDHHS is reviewing vital records statistics to identify any laboratory confirmed COVID-19 cases who are 30 days out from their onset of illness to represent recovery status. As the pandemic continues to impact Michigan, this pool will expand to include more cases. Recovered is defined as the number of persons with a confirmed COVID-19 diagnosis who are alive 30 days post-onset (or referral date if onset is not available). The number of persons recovered on December 30, 2020 represents COVID-19 confirmed individuals with an onset date on or prior to November 30, 2020. If an individual dies from a COVID-related cause >30 days from onset/referral, they are removed from the number of persons recovered. These numbers will be updated every Saturday.

Source: Michigan Disease Surveillance System and Vital Records



[MICHIGAN.GOV HOME](#)
[ADA](#)
[MICHIGAN NEWS](#)
[POLICIES](#)



Have questions?
 Chat with Robin

View Cases

View Deaths

View Table

Select Preparedness Region:

All

Select County:

All

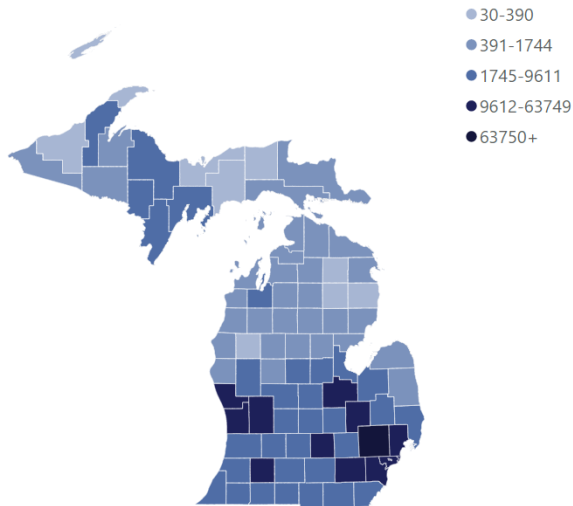
This report is provisional and subject to change. City of Detroit and Wayne County are reported separately. MDHHS began tracking probable cases April 5, 2020. FCI indicates federal correctional institute. MDOC indicates Michigan Department of Corrections. Diagnostic tests, including nucleic acid amplification/real-time polymerase chain reaction (NAAT/RT-PCR) and rapid virus antigen detection point of care (POC) tests, look for current infection. Serology (antibody) tests are used to look for the possibility of previous infection.

Source: Michigan Disease Surveillance System (MDSS) and Vital Records.

COVID-19 Cases by County

Confirmed cases include individuals with a positive diagnostic test for COVID-19. Probable cases include individuals with COVID-19 symptoms and an epidemiologic link to confirmed COVID-19, but no diagnostic test.

Cases by County



Michigan

Wednesday, January 6, 2021

Michigan (Statewide) Case Fatality Rate

2.5%

Current Totals

Case Status	Cases	Deaths
Confirmed	508,736	12,918
Probable	42,762	749
Total	551,498	13,667

Laboratory Testing

Test Type	Tests Performed
Diagnostic	8,456,264
Serology	443,670
Total	8,899,934

View Cases

View Deaths

View Table

Select Preparedness Region:

All

Select County:

All

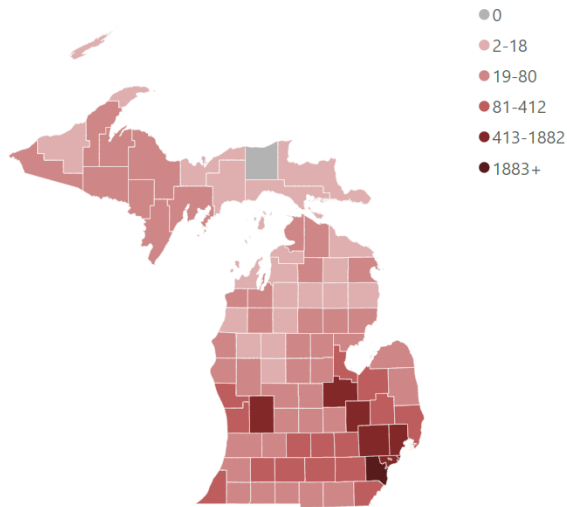
This report is provisional and subject to change. City of Detroit and Wayne County are reported separately. MDHHS began tracking probable cases April 5, 2020. FCI indicates federal correctional institute. MDOC indicates Michigan Department of Corrections. Diagnostic tests, including nucleic acid amplification/real-time polymerase chain reaction (NAAT/RT-PCR) and rapid virus antigen detection point of care (POC) tests, look for current infection. Serology (antibody) tests are used to look for the possibility of previous infection.

Source: Michigan Disease Surveillance System (MDSS) and Vital Records.

COVID-19 Deaths by County

Confirmed deaths include individuals who had a confirmed COVID-19 infection and are classified as deceased by the case investigation, have COVID-19 indicated as a cause of death on their death certificate, or who die within 30 days of infection and their manner of death is listed as natural. Probable deaths include individuals who have COVID indicated on their death certificate, but have not had a positive diagnostic test.

Deaths by County



Michigan

Wednesday, January 6, 2021

Michigan (Statewide) Case Fatality Rate

2.5%

Current Totals

Case Status	Cases	Deaths
Confirmed	508,736	12,918
Probable	42,762	749
Total	551,498	13,667

Laboratory Testing

Test Type	Tests Performed
Diagnostic	8,456,264
Serology	443,670
Total	8,899,934

Confirmed Cases

Deaths

View Table

Select Preparedness Region:

All

Select County:

All

Cases are shown by onset date or by lab specimen collection date if onset date was unavailable. Deaths are shown by date of death or date of last status update if date of death was unavailable. Tracking of probable cases and deaths did not begin until April 5, 2020, therefore only probable cases referred for investigation on or after April 5, 2020 are displayed (onset may have been prior).

Notes: FCI indicates federal correctional institute. MDOC indicates Michigan Department of Corrections.

Daily Cases by Status

The number of daily confirmed cases represent the total number of people who had a positive diagnostic test for COVID-19 by the date of the onset of their symptoms.

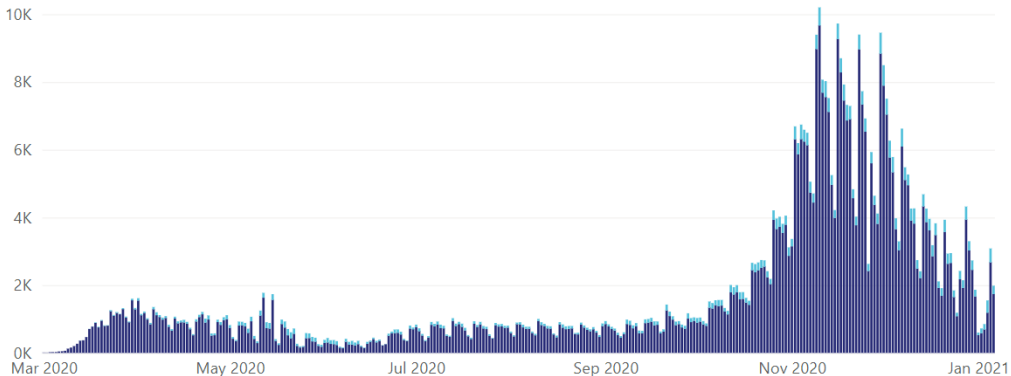
Filter by Date:

3/1/2020

1/6/2021

Cases by Date of Onset

Case Status ● Confirmed ● Probable



Confirmed Cases

Deaths

View Table

Select Preparedness Region:

All

Select County:

All

Cases are shown by onset date or by lab specimen collection date if onset date was unavailable. Deaths are shown by date of death or date of last status update if date of death was unavailable. Tracking of probable cases and deaths did not begin until April 5, 2020, therefore only probable cases referred for investigation on or after April 5, 2020 are displayed (onset may have been prior).

Notes: FCI indicates federal correctional institute. MDOC indicates Michigan Department of Corrections.

Daily Deaths by Status

Confirmed deaths include individuals who had a confirmed COVID-19 infection and are classified as deceased by the case investigation, have COVID-19 indicated as a cause of death on their death certificate, or who die within 30 days of infection and their manner of death is listed as natural. Data are shown by the date of death.

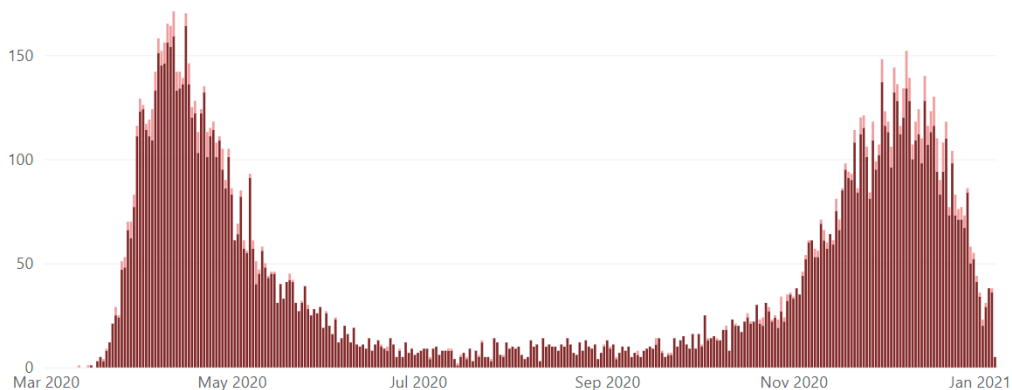
Filter by Date:

3/1/2020

1/6/2021

Deaths by Date of Death

Case Status ● Confirmed ● Probable



[View Table](#)[View Chart](#)

Select Preparedness Region:

All

Select County:

All

Cases are shown by onset date or by lab specimen collection date if onset date was unavailable. Deaths are shown by date of death or date of last status update if date of death was unavailable. Tracking of probable cases and deaths did not begin until April 5, 2020, therefore these data are not displayed by date.

Notes: FCI indicates federal correctional institute. MDOC indicates Michigan Department of Corrections.

Cumulative Confirmed Cases and Deaths among Confirmed Cases

Cumulative cases represent the total number of people who had a positive diagnostic test for COVID-19. Cases are shown by the date of onset of symptoms. Cumulative Deaths represent the total number of people who had a confirmed COVID-19 infection and are classified as deceased by the case investigation, have COVID-19 indicated as a cause of death on their death certificate, or who die within 30 days of infection and their manner of death is listed as natural. Deaths are shown by date of death.

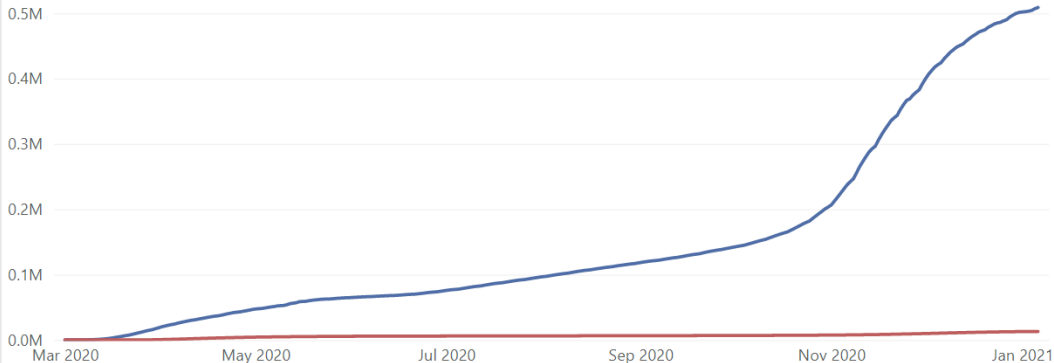
Filter By Date:

3/1/2020

1/6/2021

Cumulative Confirmed Cases and Deaths among Confirmed Cases by Date

● Confirmed Cases ● Deaths



Cases by Demographic Characteristics

Data are suppressed when the number of cases is five or below to protect the confidentiality of individuals. The sum of the cases for individual categories may be fewer than the total number of cases due to data suppression. Rates are not calculated for multiple races, other, and unknown race categories due to the unavailability of an appropriate denominator.

Cases

Deaths

Select case status:

- Confirmed
 Probable

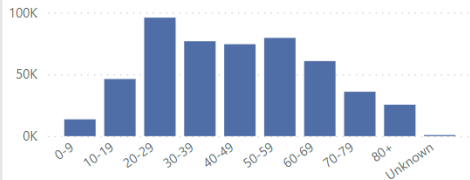
Select Preparedness Region:

All

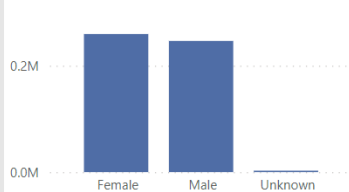
Select county:

All

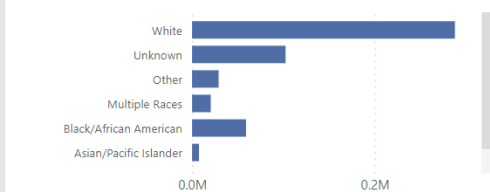
Cases by Age Group



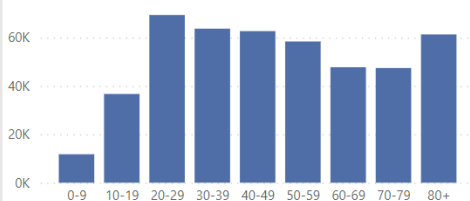
Cases by Sex



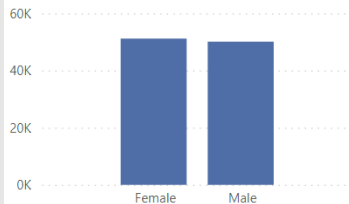
Cases by Race



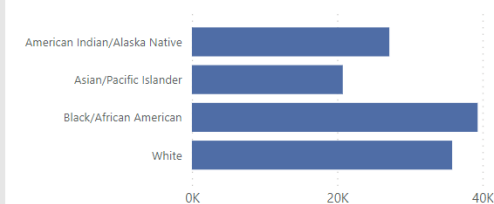
Cases per Million by Age Group



Cases per Million by Sex



Cases per Million by Race



Cases by Demographic Characteristics

Data are suppressed when the number of cases is five or below to protect the confidentiality of individuals. The sum of the cases for individual categories may be fewer than the total number of cases due to data suppression. Rates are not calculated for multiple races, other, and unknown race categories due to the unavailability of an appropriate denominator.

Cases

Deaths

Select case status:

- Confirmed
 Probable

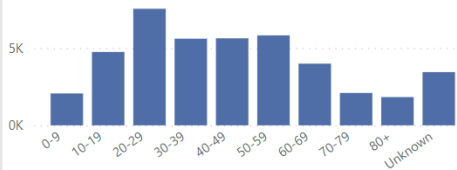
Select Preparedness Region:

All

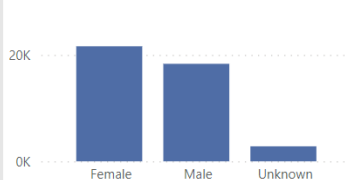
Select county:

All

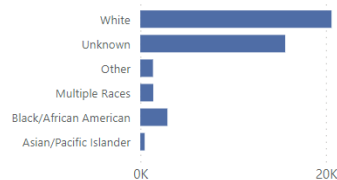
Cases by Age Group



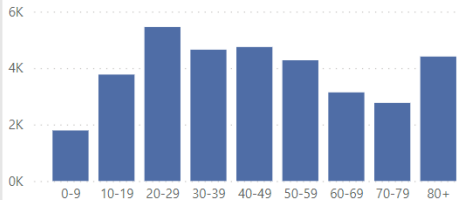
Cases by Sex



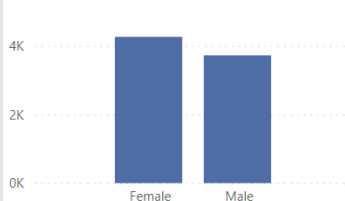
Cases by Race



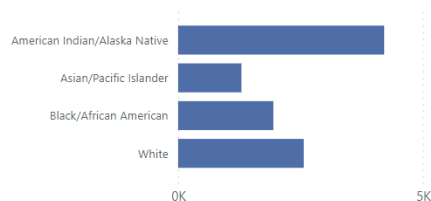
Cases per Million by Age Group



Cases per Million by Sex



Cases per Million by Race



Deaths by Demographic Characteristics

Data are suppressed when the number of deaths is five or below to protect the confidentiality of individuals. The sum of the deaths for individual categories may be fewer than the total number of deaths due to data suppression. Rates are not calculated for multiple races, other, and unknown race categories due to the unavailability of an appropriate denominator.

Cases

Deaths

Select case status:

- Confirmed
 Probable

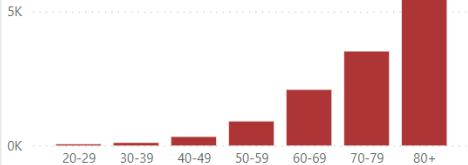
Select Preparedness Region:

All

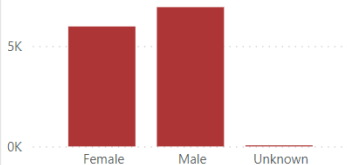
Select county:

All

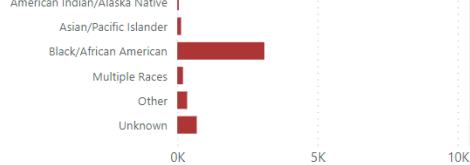
Deaths by Age Group



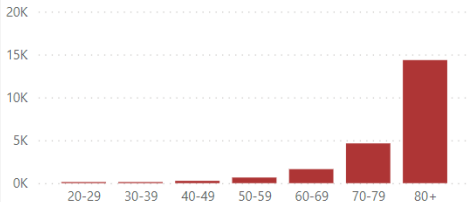
Deaths by Sex



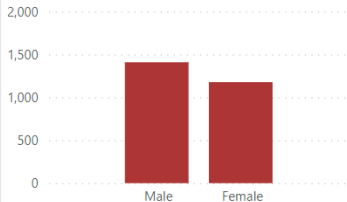
Deaths by Race



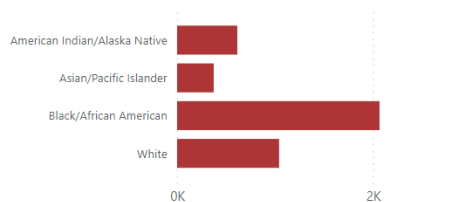
Deaths per Million by Age Group



Deaths per Million by Sex



Deaths per Million by Race



Deaths by Demographic Characteristics

Data are suppressed when the number of deaths is five or below to protect the confidentiality of individuals. The sum of the deaths for individual categories may be fewer than the total number of deaths due to data suppression. Rates are not calculated for multiple races, other, and unknown race categories due to the unavailability of an appropriate denominator.

Cases

Deaths

Select case status:

- Confirmed
 Probable

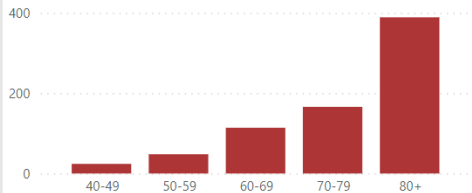
Select Preparedness Region:

All

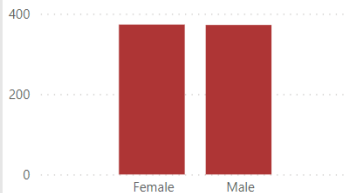
Select county:

All

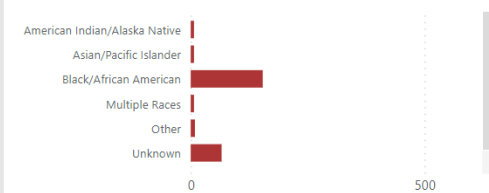
Deaths by Age Group



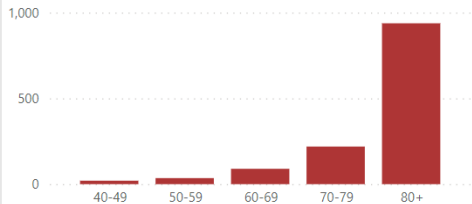
Deaths by Sex



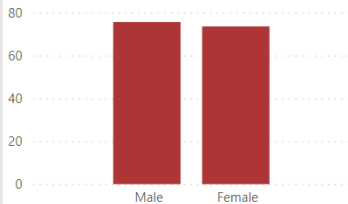
Deaths by Race



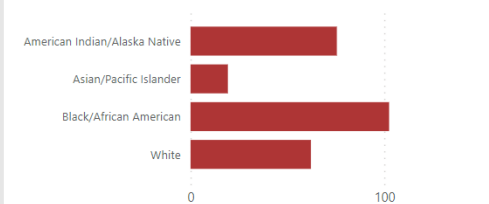
Deaths per Million by Age Group



Deaths per Million by Sex



Deaths per Million by Race



View Table

View Charts

Select Preparedness Region:

All

Select County:

All

Diagnostic tests are used to find current infection and look for genes or proteins from the severe acute respiratory syndrome coronavirus 2 (SARS-CoV-2), the virus that causes COVID-19. These tests, which are performed as nasal swabs, include: Nucleic acid amplification test/real-time polymerase chain reaction (NAAT/RT-PCR) test and rapid virus antigen detection point of care (POC) tests.

Serology tests are used to look for the possibility of previous infection. Serology tests look for antibodies to SARS-CoV-2 in the blood. There are currently two types of serology tests: the enzyme-linked immunosorbent assay (ELISA) test and the rapid antibody detection POC test. Serology tests do not diagnose disease and do not guarantee immunity, but might provide information about previous infection.

Total Covid-19 Laboratory Tests

Total testing includes both diagnostic tests which are used to determine if an individual currently has COVID-19 and serology testing which is used to determine if a person has antibodies to Covid-19.

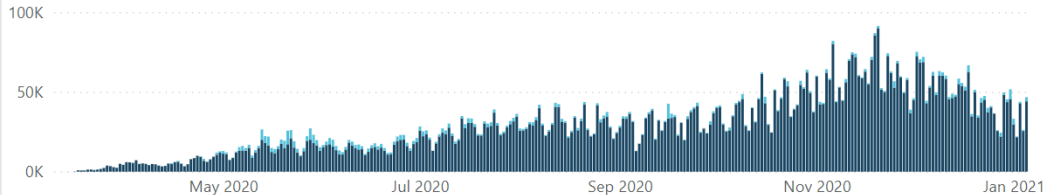
Filter by Date:

3/10/2020

1/5/2021

Total Laboratory Tests by Type and Date

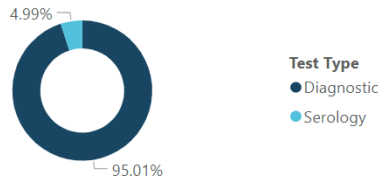
Test Type ● Diagnostic ● Serology



Total Tests Completed to Date

Test Type	Count	Tests per Million Residents
Diagnostic	8,456,264	846,377
Serology	443,670	44,406
Total	8,899,934	890,784

Percent of Tests Completed by Type



View Table

View Charts

Select Preparedness Region

All



Select County

All



Diagnostic tests are used to find current infection and look for genes or proteins from the severe acute respiratory syndrome coronavirus 2 (SARS-CoV-2), the virus that causes COVID-19. These tests, which are performed as nasal swabs, include: Nucleic acid amplification test/real-time polymerase chain reaction (NAAT/RT-PCR) test and rapid virus antigen detection point of care (POC) tests. Diagnostic tests do not include serology tests which look for antibodies to SARS-Cov-2 in the blood.

Diagnostic Covid-19 Laboratory Tests

Diagnostic tests are used to determine if an individual is currently infected with Covid-19.

Filter by Date

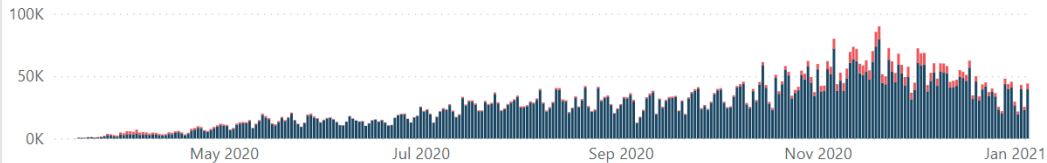
3/10/2020

1/5/2021

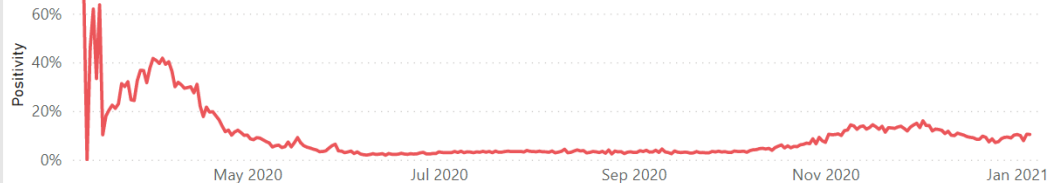


Total Laboratory Tests by Type and Date

Test Type ● Negative ● Positive



Percent of Diagnostic Tests That Were Positive



Where does the data come from?

The State of Michigan COVID-19 Dashboard displays the most recent provisional data reported to the Michigan Department of Health and Humans Services (MDHHS) about cases in Michigan by selected demographics and county of residence (City of Detroit and Wayne County are reported separately). Data are reported to MDHHS via the [Michigan Disease Surveillance System \(MDSS\)](#). Provisional Death data are provided by the MDHHS Division for [Vital Records & Health Statistics](#).

How does MDHHS classify confirmed and probable cases?

Confirmed cases only include individuals who have had a positive diagnostic laboratory test for COVID-19. Probable cases include individuals who have symptoms consistent with COVID-19 and an epidemiologic link to a confirmed case or a positive serology (antibody) test, but do not have a positive diagnostic laboratory test for COVID-19 and individuals with a positive serology (antibody) test for COVID-19 and an epidemiologic link to a confirmed case.

How does MDHHS classify confirmed and probable deaths?

Confirmed deaths include individuals who meet one or more of the following conditions: 1) Have been identified as a confirmed case and classified as deceased as a result of a case investigation in the Michigan Disease Surveillance System (MDSS). MDSS is the database used by state and local health department to monitor reportable diseases like COVID-19; 2) have been identified as a confirmed case in MDSS had have a death certificate with COVID-19 listed as a cause of death; 3) have been identified as a confirmed case in MDSS and die within 30 days of onset of COVID-19 infection and have a death certificate which classifies their manner death as 'natural'. Probable deaths include individuals who have COVID indicated as a cause of death on their death certificate but have not had a positive diagnostic laboratory test.

Why do the number of probable cases fluctuate?

The number of probable cases can change daily based on the investigation efforts of the health department. When a probable case is first reported, local and/or state health department staff investigate to determine if the person meets the case definition of probable. As additional information is gathered, the case could be re-classified to confirmed, remain as probable, or be determined as not a case.

Why do data in the demographics tab not sum to the total number of cases for a county or region?

Data are not shown whenever the number of cases for a particular demographic category is fewer than six to protect the confidentiality of individuals. Rates are not calculated for other, multiple, and unknown race because an appropriate population denominator is not available for these categories at the county level.

Where can I get more information about COVID-19?

Visit <https://www.michigan.gov/coronavirus> to find information on resources and assistance, answers to frequently asked questions, and the latest updates on Michigan's response to COVID-19. For COVID-19 updates from CDC visit <https://www.cdc.gov/coronavirus/2019-ncov>.

PUBLIC USE DATASETS

Cases and Deaths by County

README

Includes total cases and deaths to date by case status (confirmed or probable) and county.

County is based on the county of residence.

Confirmed cases only include individuals who have had a positive diagnostic laboratory test for COVID-19.

Probable cases include individuals who have symptoms consistent with COVID-19 and an epidemiologic link to a confirmed case or a positive serology (antibody) test, but do not have a positive diagnostic laboratory test for COVID-19 and individuals with a positive serology (antibody) test for COVID-19 and an epidemiologic link to a confirmed case.

Confirmed deaths include individuals who meet one or more of the following conditions: 1) Have been identified as a confirmed case and classified as deceased as a result of a case investigation in the Michigan Disease Surveillance System (MDSS). MDSS is the database used by state and local health department to monitor reportable diseases like COVID-19; 2) have been identified as a confirmed case in MDSS had have a death certificate with COVID-19 listed as a cause of death; 3) have been identified as a confirmed case in MDSS and die within 30 days of onset of COVID-19 infection and have a death certificate which classifies their manner death as 'natural'.

Probable deaths include individuals who have COVID indicated as a cause of death on their death certificate but have not had a positive diagnostic laboratory test.

The number of probable cases can change daily based on information obtained through the health department investigation. Probable cases can be re-classified as a confirmed case or determined to not be a case.

CASES AND DEATHS BY COUNTY 2021-01-06

Updated	COUNTY	ConfirmedCases	ConfirmedDeaths	ProbableCases	ProbableDeaths
2021/01/06 14:40:39	Alcona	296	13	64	4
2021/01/06 14:40:39	Alger	202	1	132	1
2021/01/06 14:40:39	Allegan	5493	61	536	15
2021/01/06 14:40:39	Alpena	1034	30	186	2
2021/01/06 14:40:39	Antrim	584	11	115	0
2021/01/06 14:40:39	Arenac	567	25	58	0
2021/01/06 14:40:39	Baraga	476	29	86	0
2021/01/06 14:40:39	Barry	2876	36	234	2
2021/01/06 14:40:39	Bay	6258	201	245	0
2021/01/06 14:40:39	Benzie	618	26	101	1
2021/01/06 14:40:39	Berrien	8976	189	626	15
2021/01/06 14:40:39	Branch	2937	68	283	4
2021/01/06 14:40:39	Calhoun	7050	185	966	17
2021/01/06 14:40:39	Cass	3021	46	285	2
2021/01/06 14:40:39	Charlevoix	730	10	139	0
2021/01/06 14:40:39	Cheboygan	644	33	119	0
2021/01/06 14:40:39	Chippewa	624	13	918	2
2021/01/06 14:40:39	Clare	1127	45	144	0
2021/01/06 14:40:39	Clinton	3925	44	284	0
2021/01/06 14:40:39	Crawford	464	5	26	0
2021/01/06 14:40:39	Delta	2528	60	425	18
2021/01/06 14:40:39	Dickinson	2037	56	198	14
2021/01/06 14:40:39	Eaton	4674	97	323	3
2021/01/06 14:40:39	Emmet	1091	33	170	0
2021/01/06 14:40:39	Genesee	19278	593	2992	44
2021/01/06 14:40:39	Gladwin	1086	31	176	3
2021/01/06 14:40:39	Gogebic	721	16	300	23
2021/01/06 14:40:39	Grand Traverse	2934	45	301	4
2021/01/06 14:40:39	Gratiot	2251	78	194	2
2021/01/06 14:40:39	Hillsdale	2528	56	216	2
2021/01/06 14:40:39	Houghton	1658	27	421	7
2021/01/06 14:40:39	Huron	1399	48	242	1
2021/01/06 14:40:39	Ingham	12832	194	380	2
2021/01/06 14:40:39	Ionia	3539	47	70	2
2021/01/06 14:40:39	Iosco	1017	51	127	2
2021/01/06 14:40:39	Iron	782	32	56	5
2021/01/06 14:40:39	Isabella	3212	51	349	0
2021/01/06 14:40:39	Jackson	7889	164	189	4
2021/01/06 14:40:39	Kalamazoo	11296	235	1541	33
2021/01/06 14:40:39	Kalkaska	475	14	32	0
2021/01/06 14:40:39	Kent	42618	532	2407	40
2021/01/06 14:40:39	Keweenaw	77	1	16	1
2021/01/06 14:40:39	Lake	293	9	17	1
2021/01/06 14:40:39	Lapeer	3700	101	472	1
2021/01/06 14:40:39	Leelanau	581	8	83	0
2021/01/06 14:40:39	Lenawee	4431	65	151	3
2021/01/06 14:40:39	Livingston	7591	76	737	5

2021/01/06 14:40:39	Luce	127	0	68	0
2021/01/06 14:40:39	Mackinac	267	3	124	0
2021/01/06 14:40:39	Macomb	48923	1577	2276	81
2021/01/06 14:40:39	Manistee	598	15	30	3
2021/01/06 14:40:39	Marquette	3200	51	436	1
2021/01/06 14:40:39	Mason	953	21	75	0
2021/01/06 14:40:39	Mecosta	1637	14	82	0
2021/01/06 14:40:39	Menominee	1509	26	236	1
2021/01/06 14:40:39	Midland	3687	47	548	2
2021/01/06 14:40:39	Missaukee	484	12	43	0
2021/01/06 14:40:39	Monroe	7326	148	773	11
2021/01/06 14:40:39	Montcalm	2910	70	164	1
2021/01/06 14:40:39	Montmorency	277	10	48	1
2021/01/06 14:40:39	Muskegon	9430	263	182	5
2021/01/06 14:40:39	Newaygo	2263	34	90	1
2021/01/06 14:40:39	Oakland	56150	1599	7601	81
2021/01/06 14:40:39	Oceana	1600	42	62	1
2021/01/06 14:40:39	Ogemaw	836	28	123	1
2021/01/06 14:40:39	Ontonagon	278	15	31	1
2021/01/06 14:40:39	Osceola	767	18	109	0
2021/01/06 14:40:39	Oscoda	277	16	50	0
2021/01/06 14:40:39	Otsego	880	21	145	3
2021/01/06 14:40:39	Ottawa	18118	260	1031	27
2021/01/06 14:40:39	Presque Isle	495	15	60	1
2021/01/06 14:40:39	Roscommon	881	27	117	0
2021/01/06 14:40:39	Saginaw	12185	405	546	9
2021/01/06 14:40:39	Sanilac	1454	63	113	2
2021/01/06 14:40:39	Schoolcraft	217	3	20	1
2021/01/06 14:40:39	Shiawassee	2980	58	108	1
2021/01/06 14:40:39	St Clair	6374	167	1032	9
2021/01/06 14:40:39	St Joseph	3406	56	368	3
2021/01/06 14:40:39	Tuscola	2420	95	349	6
2021/01/06 14:40:39	Van Buren	4045	74	229	6
2021/01/06 14:40:39	Washtenaw	13167	199	1244	6
2021/01/06 14:40:39	Wayne	56346	1805	3503	78
2021/01/06 14:40:39	Wexford	1000	20	53	0
2021/01/06 14:40:39	MDOC	21396	128	649	2
2021/01/06 14:40:39	FCI	289	5	5	0
2021/01/06 14:40:39	Out-of-State	2790	9	71	1
2021/01/06 14:40:39	Unknown	10	0	20	0
2021/01/06 14:40:39	Detroit City	26364	1708	1816	118

PUBLIC USE DATASETS

Cases by Demographics Statewide

README

Includes the total number of confirmed and probable cases and confirmed and probable deaths to date by demographic characteristics

Confirmed cases only include individuals who have had a positive diagnostic laboratory test for COVID-19.

Probable cases include individuals who have symptoms consistent with COVID-19 and an epidemiologic link to a confirmed case or a positive serology (antibody) test, but do not have a positive diagnostic laboratory test for COVID-19 and individuals with a positive serology (antibody) test for COVID-19 and an epidemiologic link to a confirmed case.

Confirmed deaths include individuals who meet one or more of the following conditions: 1) Have been identified as a confirmed case and classified as deceased as a result of a case investigation in the Michigan Disease Surveillance System (MDSS). MDSS is the database used by state and local health department to monitor reportable diseases like COVID-19; 2) have been identified as a confirmed case in MDSS had have a death certificate with COVID-19 listed as a cause of death; 3) have been identified as a confirmed case in MDSS and die within 30 days of onset of COVID-19 infection and have a death certificate which classifies their manner death as 'natural'.

Probable deaths include individuals who have COVID indicated as a cause of death on their death certificate but have not had a positive diagnostic laboratory test.

The number of probable cases can change daily based on information obtained through the health department investigation. Probable cases can be re-classified as a confirmed case or determined to not be a case.

Data is suppressed when the number of cases or deaths in a single category is between one and five to protect the confidentiality of individuals.

CASES BY DEMOGRAPHICS STATEWIDE 2021-01-06

CASE_STATUS	AgeCat	RaceCat	SEX	Cases	Deaths
Confirmed	0-9	American Indian/Alaska Native	Female	63	0
Confirmed	10-19	American Indian/Alaska Native	Female	156	0
Confirmed	20-29	American Indian/Alaska Native	Female	280	0
Confirmed	30-39	American Indian/Alaska Native	Female	218	Suppressed
Confirmed	40-49	American Indian/Alaska Native	Female	191	0
Confirmed	50-59	American Indian/Alaska Native	Female	195	Suppressed
Confirmed	60-69	American Indian/Alaska Native	Female	133	Suppressed
Confirmed	70-79	American Indian/Alaska Native	Female	80	9
Confirmed	80+	American Indian/Alaska Native	Female	27	Suppressed
Confirmed	Unknown	American Indian/Alaska Native	Female	Suppressed	0
Confirmed	0-9	Asian/Pacific Islander	Female	119	0
Confirmed	10-19	Asian/Pacific Islander	Female	378	0
Confirmed	20-29	Asian/Pacific Islander	Female	826	0
Confirmed	30-39	Asian/Pacific Islander	Female	713	Suppressed
Confirmed	40-49	Asian/Pacific Islander	Female	641	0
Confirmed	50-59	Asian/Pacific Islander	Female	560	Suppressed
Confirmed	60-69	Asian/Pacific Islander	Female	327	7
Confirmed	70-79	Asian/Pacific Islander	Female	152	14
Confirmed	80+	Asian/Pacific Islander	Female	110	32
Confirmed	Unknown	Asian/Pacific Islander	Female	0	0
Confirmed	0-9	Black/African American	Female	672	Suppressed
Confirmed	10-19	Black/African American	Female	1814	Suppressed
Confirmed	20-29	Black/African American	Female	5213	10
Confirmed	30-39	Black/African American	Female	4792	13
Confirmed	40-49	Black/African American	Female	4255	61
Confirmed	50-59	Black/African American	Female	3965	136
Confirmed	60-69	Black/African American	Female	3456	284
Confirmed	70-79	Black/African American	Female	2120	387
Confirmed	80+	Black/African American	Female	1515	529
Confirmed	Unknown	Black/African American	Female	15	0
Confirmed	0-9	Multiple Races	Female	380	0
Confirmed	10-19	Multiple Races	Female	1259	Suppressed
Confirmed	20-29	Multiple Races	Female	2134	0
Confirmed	30-39	Multiple Races	Female	1528	0
Confirmed	40-49	Multiple Races	Female	1633	Suppressed
Confirmed	50-59	Multiple Races	Female	1696	7
Confirmed	60-69	Multiple Races	Female	1254	7
Confirmed	70-79	Multiple Races	Female	701	24
Confirmed	80+	Multiple Races	Female	483	51
Confirmed	Unknown	Multiple Races	Female	9	0
Confirmed	0-9	Other	Female	612	0
Confirmed	10-19	Other	Female	1686	0
Confirmed	20-29	Other	Female	3178	0
Confirmed	30-39	Other	Female	2430	Suppressed
Confirmed	40-49	Other	Female	2289	Suppressed
Confirmed	50-59	Other	Female	1776	11
Confirmed	60-69	Other	Female	1104	27

Confirmed	70-79	Other	Female	593	40
Confirmed	80+	Other	Female	437	72
Confirmed	Unknown	Other	Female	8	0
Confirmed	0-9	Unknown	Female	1095	0
Confirmed	10-19	Unknown	Female	4313	0
Confirmed	20-29	Unknown	Female	10218	Suppressed
Confirmed	30-39	Unknown	Female	8170	0
Confirmed	40-49	Unknown	Female	8398	7
Confirmed	50-59	Unknown	Female	8959	16
Confirmed	60-69	Unknown	Female	5452	46
Confirmed	70-79	Unknown	Female	2543	68
Confirmed	80+	Unknown	Female	2138	201
Confirmed	Unknown	Unknown	Female	157	0
Confirmed	0-9	White	Female	3530	0
Confirmed	10-19	White	Female	14374	0
Confirmed	20-29	White	Female	27790	8
Confirmed	30-39	White	Female	20447	15
Confirmed	40-49	White	Female	20270	44
Confirmed	50-59	White	Female	22558	148
Confirmed	60-69	White	Female	18207	422
Confirmed	70-79	White	Female	11868	874
Confirmed	80+	White	Female	10784	2369
Confirmed	Unknown	White	Female	77	0
Confirmed	0-9	American Indian/Alaska Native	Male	49	0
Confirmed	10-19	American Indian/Alaska Native	Male	122	0
Confirmed	20-29	American Indian/Alaska Native	Male	212	0
Confirmed	30-39	American Indian/Alaska Native	Male	191	0
Confirmed	40-49	American Indian/Alaska Native	Male	190	0
Confirmed	50-59	American Indian/Alaska Native	Male	172	Suppressed
Confirmed	60-69	American Indian/Alaska Native	Male	131	16
Confirmed	70-79	American Indian/Alaska Native	Male	73	13
Confirmed	80+	American Indian/Alaska Native	Male	23	Suppressed
Confirmed	Unknown	American Indian/Alaska Native	Male	0	0
Confirmed	0-9	Asian/Pacific Islander	Male	156	0
Confirmed	10-19	Asian/Pacific Islander	Male	337	0
Confirmed	20-29	Asian/Pacific Islander	Male	882	0
Confirmed	30-39	Asian/Pacific Islander	Male	687	0
Confirmed	40-49	Asian/Pacific Islander	Male	559	Suppressed
Confirmed	50-59	Asian/Pacific Islander	Male	532	Suppressed
Confirmed	60-69	Asian/Pacific Islander	Male	328	18
Confirmed	70-79	Asian/Pacific Islander	Male	147	30
Confirmed	80+	Asian/Pacific Islander	Male	75	22
Confirmed	Unknown	Asian/Pacific Islander	Male	0	0
Confirmed	0-9	Black/African American	Male	723	0
Confirmed	10-19	Black/African American	Male	1676	Suppressed
Confirmed	20-29	Black/African American	Male	5725	13
Confirmed	30-39	Black/African American	Male	5740	31
Confirmed	40-49	Black/African American	Male	5276	89
Confirmed	50-59	Black/African American	Male	4982	235
Confirmed	60-69	Black/African American	Male	3858	420

Confirmed	70-79	Black/African American	Male	2061	509
Confirmed	80+	Black/African American	Male	917	385
Confirmed	Unknown	Black/African American	Male	6	0
Confirmed	0-9	Multiple Races	Male	397	Suppressed
Confirmed	10-19	Multiple Races	Male	1236	0
Confirmed	20-29	Multiple Races	Male	1734	0
Confirmed	30-39	Multiple Races	Male	1240	Suppressed
Confirmed	40-49	Multiple Races	Male	1257	Suppressed
Confirmed	50-59	Multiple Races	Male	1324	7
Confirmed	60-69	Multiple Races	Male	1168	29
Confirmed	70-79	Multiple Races	Male	650	30
Confirmed	80+	Multiple Races	Male	276	39
Confirmed	Unknown	Multiple Races	Male	Suppressed	0
Confirmed	0-9	Other	Male	655	0
Confirmed	10-19	Other	Male	1706	0
Confirmed	20-29	Other	Male	3331	Suppressed
Confirmed	30-39	Other	Male	2643	Suppressed
Confirmed	40-49	Other	Male	2458	12
Confirmed	50-59	Other	Male	2033	22
Confirmed	60-69	Other	Male	1202	59
Confirmed	70-79	Other	Male	554	49
Confirmed	80+	Other	Male	253	49
Confirmed	Unknown	Other	Male	Suppressed	0
Confirmed	0-9	Unknown	Male	1154	0
Confirmed	10-19	Unknown	Male	4075	0
Confirmed	20-29	Unknown	Male	10310	0
Confirmed	30-39	Unknown	Male	8586	6
Confirmed	40-49	Unknown	Male	7819	18
Confirmed	50-59	Unknown	Male	8618	23
Confirmed	60-69	Unknown	Male	5306	66
Confirmed	70-79	Unknown	Male	2299	111
Confirmed	80+	Unknown	Male	1148	127
Confirmed	Unknown	Unknown	Male	149	0
Confirmed	0-9	White	Male	3903	0
Confirmed	10-19	White	Male	12822	0
Confirmed	20-29	White	Male	23465	14
Confirmed	30-39	White	Male	18958	25
Confirmed	40-49	White	Male	18639	76
Confirmed	50-59	White	Male	21663	279
Confirmed	60-69	White	Male	18519	673
Confirmed	70-79	White	Male	11927	1353
Confirmed	80+	White	Male	7165	2062
Confirmed	Unknown	White	Male	61	0
Confirmed	0-9	American Indian/Alaska Native	Unknown	0	0
Confirmed	10-19	American Indian/Alaska Native	Unknown	Suppressed	0
Confirmed	20-29	American Indian/Alaska Native	Unknown	Suppressed	0
Confirmed	30-39	American Indian/Alaska Native	Unknown	Suppressed	0
Confirmed	40-49	American Indian/Alaska Native	Unknown	0	0
Confirmed	50-59	American Indian/Alaska Native	Unknown	Suppressed	0
Confirmed	60-69	American Indian/Alaska Native	Unknown	Suppressed	0

Confirmed	70-79	American Indian/Alaska Native	Unknown	Suppressed	0
Confirmed	80+	American Indian/Alaska Native	Unknown	0	0
Confirmed	Unknown	American Indian/Alaska Native	Unknown	0	0
Confirmed	0-9	Asian/Pacific Islander	Unknown	0	0
Confirmed	10-19	Asian/Pacific Islander	Unknown	Suppressed	0
Confirmed	20-29	Asian/Pacific Islander	Unknown	8	0
Confirmed	30-39	Asian/Pacific Islander	Unknown	Suppressed	0
Confirmed	40-49	Asian/Pacific Islander	Unknown	Suppressed	0
Confirmed	50-59	Asian/Pacific Islander	Unknown	Suppressed	0
Confirmed	60-69	Asian/Pacific Islander	Unknown	0	0
Confirmed	70-79	Asian/Pacific Islander	Unknown	0	0
Confirmed	80+	Asian/Pacific Islander	Unknown	0	0
Confirmed	Unknown	Asian/Pacific Islander	Unknown	0	0
Confirmed	0-9	Black/African American	Unknown	Suppressed	0
Confirmed	10-19	Black/African American	Unknown	11	0
Confirmed	20-29	Black/African American	Unknown	73	0
Confirmed	30-39	Black/African American	Unknown	61	0
Confirmed	40-49	Black/African American	Unknown	63	0
Confirmed	50-59	Black/African American	Unknown	62	0
Confirmed	60-69	Black/African American	Unknown	34	0
Confirmed	70-79	Black/African American	Unknown	10	0
Confirmed	80+	Black/African American	Unknown	Suppressed	0
Confirmed	Unknown	Black/African American	Unknown	0	0
Confirmed	0-9	Multiple Races	Unknown	Suppressed	0
Confirmed	10-19	Multiple Races	Unknown	8	0
Confirmed	20-29	Multiple Races	Unknown	13	0
Confirmed	30-39	Multiple Races	Unknown	11	0
Confirmed	40-49	Multiple Races	Unknown	12	0
Confirmed	50-59	Multiple Races	Unknown	7	0
Confirmed	60-69	Multiple Races	Unknown	11	0
Confirmed	70-79	Multiple Races	Unknown	Suppressed	0
Confirmed	80+	Multiple Races	Unknown	Suppressed	0
Confirmed	Unknown	Multiple Races	Unknown	Suppressed	0
Confirmed	0-9	Other	Unknown	Suppressed	0
Confirmed	10-19	Other	Unknown	8	0
Confirmed	20-29	Other	Unknown	16	0
Confirmed	30-39	Other	Unknown	17	0
Confirmed	40-49	Other	Unknown	17	0
Confirmed	50-59	Other	Unknown	11	0
Confirmed	60-69	Other	Unknown	10	0
Confirmed	70-79	Other	Unknown	Suppressed	0
Confirmed	80+	Other	Unknown	6	0
Confirmed	Unknown	Other	Unknown	Suppressed	0
Confirmed	0-9	Unknown	Unknown	41	0
Confirmed	10-19	Unknown	Unknown	130	0
Confirmed	20-29	Unknown	Unknown	316	0
Confirmed	30-39	Unknown	Unknown	198	0
Confirmed	40-49	Unknown	Unknown	253	0
Confirmed	50-59	Unknown	Unknown	226	0
Confirmed	60-69	Unknown	Unknown	124	Suppressed

Confirmed	70-79	Unknown	Unknown	59	Suppressed
Confirmed	80+	Unknown	Unknown	50	Suppressed
Confirmed	Unknown	Unknown	Unknown	41	0
Confirmed	0-9	White	Unknown	8	0
Confirmed	10-19	White	Unknown	65	0
Confirmed	20-29	White	Unknown	120	0
Confirmed	30-39	White	Unknown	122	0
Confirmed	40-49	White	Unknown	119	0
Confirmed	50-59	White	Unknown	109	0
Confirmed	60-69	White	Unknown	100	0
Confirmed	70-79	White	Unknown	51	Suppressed
Confirmed	80+	White	Unknown	19	Suppressed
Confirmed	Unknown	White	Unknown	Suppressed	0
Probable	0-9	American Indian/Alaska Native	Female	19	0
Probable	10-19	American Indian/Alaska Native	Female	31	0
Probable	20-29	American Indian/Alaska Native	Female	45	0
Probable	30-39	American Indian/Alaska Native	Female	30	0
Probable	40-49	American Indian/Alaska Native	Female	29	0
Probable	50-59	American Indian/Alaska Native	Female	23	0
Probable	60-69	American Indian/Alaska Native	Female	19	0
Probable	70-79	American Indian/Alaska Native	Female	6	0
Probable	80+	American Indian/Alaska Native	Female	Suppressed	0
Probable	Unknown	American Indian/Alaska Native	Female	Suppressed	0
Probable	0-9	Asian/Pacific Islander	Female	13	0
Probable	10-19	Asian/Pacific Islander	Female	25	0
Probable	20-29	Asian/Pacific Islander	Female	62	0
Probable	30-39	Asian/Pacific Islander	Female	43	0
Probable	40-49	Asian/Pacific Islander	Female	33	0
Probable	50-59	Asian/Pacific Islander	Female	32	0
Probable	60-69	Asian/Pacific Islander	Female	19	Suppressed
Probable	70-79	Asian/Pacific Islander	Female	9	0
Probable	80+	Asian/Pacific Islander	Female	Suppressed	0
Probable	Unknown	Asian/Pacific Islander	Female	Suppressed	0
Probable	0-9	Black/African American	Female	61	0
Probable	10-19	Black/African American	Female	108	0
Probable	20-29	Black/African American	Female	283	0
Probable	30-39	Black/African American	Female	246	0
Probable	40-49	Black/African American	Female	234	Suppressed
Probable	50-59	Black/African American	Female	251	10
Probable	60-69	Black/African American	Female	178	13
Probable	70-79	Black/African American	Female	80	15
Probable	80+	Black/African American	Female	57	28
Probable	Unknown	Black/African American	Female	15	0
Probable	0-9	Multiple Races	Female	58	0
Probable	10-19	Multiple Races	Female	106	0
Probable	20-29	Multiple Races	Female	137	0
Probable	30-39	Multiple Races	Female	81	0
Probable	40-49	Multiple Races	Female	94	0
Probable	50-59	Multiple Races	Female	98	0
Probable	60-69	Multiple Races	Female	76	Suppressed

Probable	70-79	Multiple Races	Female	32	0
Probable	80+	Multiple Races	Female	20	Suppressed
Probable	Unknown	Multiple Races	Female	27	0
Probable	0-9	Other	Female	49	0
Probable	10-19	Other	Female	106	0
Probable	20-29	Other	Female	149	0
Probable	30-39	Other	Female	112	0
Probable	40-49	Other	Female	116	0
Probable	50-59	Other	Female	65	Suppressed
Probable	60-69	Other	Female	38	Suppressed
Probable	70-79	Other	Female	21	0
Probable	80+	Other	Female	8	Suppressed
Probable	Unknown	Other	Female	13	0
Probable	0-9	Unknown	Female	182	0
Probable	10-19	Unknown	Female	612	0
Probable	20-29	Unknown	Female	1282	0
Probable	30-39	Unknown	Female	891	0
Probable	40-49	Unknown	Female	975	0
Probable	50-59	Unknown	Female	998	Suppressed
Probable	60-69	Unknown	Female	706	Suppressed
Probable	70-79	Unknown	Female	294	Suppressed
Probable	80+	Unknown	Female	202	22
Probable	Unknown	Unknown	Female	902	0
Probable	0-9	White	Female	610	0
Probable	10-19	White	Female	1410	Suppressed
Probable	20-29	White	Female	1934	Suppressed
Probable	30-39	White	Female	1414	0
Probable	40-49	White	Female	1471	Suppressed
Probable	50-59	White	Female	1554	12
Probable	60-69	White	Female	1053	22
Probable	70-79	White	Female	649	48
Probable	80+	White	Female	874	176
Probable	Unknown	White	Female	239	0
Probable	0-9	American Indian/Alaska Native	Male	15	0
Probable	10-19	American Indian/Alaska Native	Male	31	0
Probable	20-29	American Indian/Alaska Native	Male	34	0
Probable	30-39	American Indian/Alaska Native	Male	27	0
Probable	40-49	American Indian/Alaska Native	Male	26	0
Probable	50-59	American Indian/Alaska Native	Male	23	0
Probable	60-69	American Indian/Alaska Native	Male	15	Suppressed
Probable	70-79	American Indian/Alaska Native	Male	8	Suppressed
Probable	80+	American Indian/Alaska Native	Male	Suppressed	Suppressed
Probable	Unknown	American Indian/Alaska Native	Male	Suppressed	0
Probable	0-9	Asian/Pacific Islander	Male	23	0
Probable	10-19	Asian/Pacific Islander	Male	20	0
Probable	20-29	Asian/Pacific Islander	Male	51	0
Probable	30-39	Asian/Pacific Islander	Male	47	0
Probable	40-49	Asian/Pacific Islander	Male	32	0
Probable	50-59	Asian/Pacific Islander	Male	24	Suppressed
Probable	60-69	Asian/Pacific Islander	Male	11	Suppressed

Probable	70-79	Asian/Pacific Islander	Male	8	Suppressed
Probable	80+	Asian/Pacific Islander	Male	Suppressed	Suppressed
Probable	Unknown	Asian/Pacific Islander	Male	Suppressed	0
Probable	0-9	Black/African American	Male	54	0
Probable	10-19	Black/African American	Male	110	Suppressed
Probable	20-29	Black/African American	Male	266	0
Probable	30-39	Black/African American	Male	248	0
Probable	40-49	Black/African American	Male	208	8
Probable	50-59	Black/African American	Male	221	10
Probable	60-69	Black/African American	Male	169	22
Probable	70-79	Black/African American	Male	68	27
Probable	80+	Black/African American	Male	31	17
Probable	Unknown	Black/African American	Male	11	0
Probable	0-9	Multiple Races	Male	53	0
Probable	10-19	Multiple Races	Male	110	0
Probable	20-29	Multiple Races	Male	117	0
Probable	30-39	Multiple Races	Male	71	0
Probable	40-49	Multiple Races	Male	86	Suppressed
Probable	50-59	Multiple Races	Male	71	0
Probable	60-69	Multiple Races	Male	57	0
Probable	70-79	Multiple Races	Male	26	0
Probable	80+	Multiple Races	Male	7	Suppressed
Probable	Unknown	Multiple Races	Male	36	0
Probable	0-9	Other	Male	41	0
Probable	10-19	Other	Male	105	0
Probable	20-29	Other	Male	142	0
Probable	30-39	Other	Male	122	0
Probable	40-49	Other	Male	118	0
Probable	50-59	Other	Male	72	0
Probable	60-69	Other	Male	43	Suppressed
Probable	70-79	Other	Male	19	Suppressed
Probable	80+	Other	Male	6	Suppressed
Probable	Unknown	Other	Male	13	0
Probable	0-9	Unknown	Male	200	0
Probable	10-19	Unknown	Male	597	0
Probable	20-29	Unknown	Male	1125	0
Probable	30-39	Unknown	Male	870	Suppressed
Probable	40-49	Unknown	Male	778	Suppressed
Probable	50-59	Unknown	Male	825	0
Probable	60-69	Unknown	Male	526	Suppressed
Probable	70-79	Unknown	Male	224	7
Probable	80+	Unknown	Male	125	20
Probable	Unknown	Unknown	Male	718	0
Probable	0-9	White	Male	611	0
Probable	10-19	White	Male	1214	0
Probable	20-29	White	Male	1597	Suppressed
Probable	30-39	White	Male	1174	Suppressed
Probable	40-49	White	Male	1165	6
Probable	50-59	White	Male	1314	12
Probable	60-69	White	Male	925	41

Probable	70-79	White	Male	572	58
Probable	80+	White	Male	458	113
Probable	Unknown	White	Male	201	0
Probable	0-9	American Indian/Alaska Native	Unknown	0	0
Probable	10-19	American Indian/Alaska Native	Unknown	0	0
Probable	20-29	American Indian/Alaska Native	Unknown	Suppressed	0
Probable	30-39	American Indian/Alaska Native	Unknown	0	0
Probable	40-49	American Indian/Alaska Native	Unknown	0	0
Probable	50-59	American Indian/Alaska Native	Unknown	0	0
Probable	60-69	American Indian/Alaska Native	Unknown	0	0
Probable	70-79	American Indian/Alaska Native	Unknown	0	0
Probable	80+	American Indian/Alaska Native	Unknown	0	0
Probable	Unknown	American Indian/Alaska Native	Unknown	Suppressed	0
Probable	0-9	Asian/Pacific Islander	Unknown	0	0
Probable	10-19	Asian/Pacific Islander	Unknown	0	0
Probable	20-29	Asian/Pacific Islander	Unknown	Suppressed	0
Probable	30-39	Asian/Pacific Islander	Unknown	Suppressed	0
Probable	40-49	Asian/Pacific Islander	Unknown	Suppressed	0
Probable	50-59	Asian/Pacific Islander	Unknown	Suppressed	0
Probable	60-69	Asian/Pacific Islander	Unknown	0	0
Probable	70-79	Asian/Pacific Islander	Unknown	0	0
Probable	80+	Asian/Pacific Islander	Unknown	0	0
Probable	Unknown	Asian/Pacific Islander	Unknown	0	0
Probable	0-9	Black/African American	Unknown	Suppressed	0
Probable	10-19	Black/African American	Unknown	Suppressed	0
Probable	20-29	Black/African American	Unknown	Suppressed	0
Probable	30-39	Black/African American	Unknown	Suppressed	0
Probable	40-49	Black/African American	Unknown	Suppressed	0
Probable	50-59	Black/African American	Unknown	Suppressed	0
Probable	60-69	Black/African American	Unknown	Suppressed	0
Probable	70-79	Black/African American	Unknown	Suppressed	0
Probable	80+	Black/African American	Unknown	Suppressed	0
Probable	Unknown	Black/African American	Unknown	Suppressed	0
Probable	0-9	Multiple Races	Unknown	Suppressed	0
Probable	10-19	Multiple Races	Unknown	Suppressed	0
Probable	20-29	Multiple Races	Unknown	8	0
Probable	30-39	Multiple Races	Unknown	Suppressed	0
Probable	40-49	Multiple Races	Unknown	Suppressed	0
Probable	50-59	Multiple Races	Unknown	Suppressed	0
Probable	60-69	Multiple Races	Unknown	Suppressed	0
Probable	70-79	Multiple Races	Unknown	0	0
Probable	80+	Multiple Races	Unknown	0	0
Probable	Unknown	Multiple Races	Unknown	8	0
Probable	0-9	Other	Unknown	Suppressed	0
Probable	10-19	Other	Unknown	Suppressed	0
Probable	20-29	Other	Unknown	Suppressed	0
Probable	30-39	Other	Unknown	Suppressed	0
Probable	40-49	Other	Unknown	Suppressed	0
Probable	50-59	Other	Unknown	Suppressed	0
Probable	60-69	Other	Unknown	Suppressed	0

Probable	70-79	Other	Unknown	0	0
Probable	80+	Other	Unknown	0	0
Probable	Unknown	Other	Unknown	0	0
Probable	0-9	Unknown	Unknown	52	0
Probable	10-19	Unknown	Unknown	127	0
Probable	20-29	Unknown	Unknown	281	0
Probable	30-39	Unknown	Unknown	206	0
Probable	40-49	Unknown	Unknown	237	Suppressed
Probable	50-59	Unknown	Unknown	218	0
Probable	60-69	Unknown	Unknown	146	0
Probable	70-79	Unknown	Unknown	69	Suppressed
Probable	80+	Unknown	Unknown	22	0
Probable	Unknown	Unknown	Unknown	1223	0
Probable	0-9	White	Unknown	14	0
Probable	10-19	White	Unknown	29	0
Probable	20-29	White	Unknown	20	0
Probable	30-39	White	Unknown	14	0
Probable	40-49	White	Unknown	22	0
Probable	50-59	White	Unknown	21	0
Probable	60-69	White	Unknown	Suppressed	Suppressed
Probable	70-79	White	Unknown	8	0
Probable	80+	White	Unknown	Suppressed	0
Probable	Unknown	White	Unknown	25	0

PUBLIC USE DATASETS

COVID-19 Tests by County

README

Data includes tests by type (diagnostic, serology or total combined) by county.

Diagnostic tests are used to find current infection and look for genes or proteins from the severe acute respiratory syndrome coronavirus 2 (SARS-CoV-2), the virus that causes COVID-19. These tests, which are performed as nasal swabs, include: Nucleic acid amplification test/real-time polymerase chain reaction (NAAT/RT-PCR) test and rapid virus antigen detection point of care (POC) tests.

Serology tests are used to look for the possibility of previous infection. Serology tests look for antibodies to SARS-CoV-2 in the blood. There are currently two types of serology tests: the enzyme-linked immunosorbent assay (ELISA) test and the rapid antibody detection POC test. Serology tests do not diagnose disease and do not guarantee immunity, but might provide information about previous infection.

Correctional includes state and federal prisons and county and city detection facilities. Testing data represents total tests performed, not individuals tested. A single individual may have more than one test completed.

COVID-19 TESTS BY COUNTY 2021-01-06

Updated	COUNTY	TestType	Count	RatePerMillion
2021/01/06 14:42:13	Alcona	Diagnostic	4394	422297
2021/01/06 14:42:13	Alcona	Serology	136	13071
2021/01/06 14:42:13	Alcona	Total	4530	435368
2021/01/06 14:42:13	Alger	Diagnostic	5028	552042
2021/01/06 14:42:13	Alger	Serology	314	34475
2021/01/06 14:42:13	Alger	Total	5342	586517
2021/01/06 14:42:13	Allegan	Serology	2035	17234
2021/01/06 14:42:13	Allegan	Diagnostic	79343	671937
2021/01/06 14:42:13	Allegan	Total	81378	689171
2021/01/06 14:42:13	Alpena	Diagnostic	11403	401443
2021/01/06 14:42:13	Alpena	Serology	476	16758
2021/01/06 14:42:13	Alpena	Total	11879	418201
2021/01/06 14:42:13	Antrim	Serology	486	20837
2021/01/06 14:42:13	Antrim	Diagnostic	13755	589736
2021/01/06 14:42:13	Antrim	Total	14241	610573
2021/01/06 14:42:13	Arenac	Diagnostic	9769	656386
2021/01/06 14:42:13	Arenac	Serology	311	20896
2021/01/06 14:42:13	Arenac	Total	10080	677283
2021/01/06 14:42:13	Baraga	Diagnostic	5988	729443
2021/01/06 14:42:13	Baraga	Serology	52	6335
2021/01/06 14:42:13	Baraga	Total	6040	735778
2021/01/06 14:42:13	Barry	Serology	1437	23347
2021/01/06 14:42:13	Barry	Diagnostic	37222	604744
2021/01/06 14:42:13	Barry	Total	38659	628091
2021/01/06 14:42:13	Bay	Diagnostic	83441	809117
2021/01/06 14:42:13	Bay	Serology	4705	45624
2021/01/06 14:42:13	Bay	Total	88146	854741
2021/01/06 14:42:13	Benzie	Diagnostic	8884	500056
2021/01/06 14:42:13	Benzie	Serology	472	26568
2021/01/06 14:42:13	Benzie	Total	9356	526624
2021/01/06 14:42:13	Berrien	Serology	4159	27112
2021/01/06 14:42:13	Berrien	Diagnostic	160354	1045326
2021/01/06 14:42:13	Berrien	Total	164513	1072438
2021/01/06 14:42:13	Branch	Serology	332	7629
2021/01/06 14:42:13	Branch	Diagnostic	26613	611554
2021/01/06 14:42:13	Branch	Total	26945	619183
2021/01/06 14:42:13	Calhoun	Serology	1380	10286
2021/01/06 14:42:13	Calhoun	Diagnostic	134527	1002743
2021/01/06 14:42:13	Calhoun	Total	135907	1013029
2021/01/06 14:42:13	Cass	Diagnostic	26804	517582
2021/01/06 14:42:13	Cass	Serology	484	9346
2021/01/06 14:42:13	Cass	Total	27288	526928
2021/01/06 14:42:13	Charlevoix	Diagnostic	15586	596183
2021/01/06 14:42:13	Charlevoix	Serology	847	32399
2021/01/06 14:42:13	Charlevoix	Total	16433	628581
2021/01/06 14:42:13	Cheboygan	Diagnostic	9731	384990
2021/01/06 14:42:13	Cheboygan	Serology	412	16300

2021/01/06 14:42:13	Cheboygan	Total	10143	401290
2021/01/06 14:42:13	Chippewa	Diagnostic	15085	403893
2021/01/06 14:42:13	Chippewa	Serology	225	6024
2021/01/06 14:42:13	Chippewa	Total	15310	409917
2021/01/06 14:42:13	Clare	Diagnostic	12830	414540
2021/01/06 14:42:13	Clare	Serology	704	22746
2021/01/06 14:42:13	Clare	Total	13534	437286
2021/01/06 14:42:13	Clinton	Serology	3312	41611
2021/01/06 14:42:13	Clinton	Diagnostic	40986	514932
2021/01/06 14:42:13	Clinton	Total	44298	556542
2021/01/06 14:42:13	Correctional	Diagnostic	455692	
2021/01/06 14:42:13	Correctional	Serology	15407	
2021/01/06 14:42:13	Correctional	Total	471099	
2021/01/06 14:42:13	Crawford	Diagnostic	6998	498824
2021/01/06 14:42:13	Crawford	Serology	222	15824
2021/01/06 14:42:13	Crawford	Total	7220	514648
2021/01/06 14:42:13	Delta	Diagnostic	28894	807456
2021/01/06 14:42:13	Delta	Serology	627	17522
2021/01/06 14:42:13	Delta	Total	29521	824978
2021/01/06 14:42:13	Detroit City	Diagnostic	523325	805358
2021/01/06 14:42:13	Detroit City	Serology	20659	31793
2021/01/06 14:42:13	Detroit City	Total	543984	837151
2021/01/06 14:42:13	Dickinson	Diagnostic	12674	502159
2021/01/06 14:42:13	Dickinson	Serology	117	4636
2021/01/06 14:42:13	Dickinson	Total	12791	506795
2021/01/06 14:42:13	Eaton	Diagnostic	84784	768890
2021/01/06 14:42:13	Eaton	Serology	5092	46178
2021/01/06 14:42:13	Eaton	Total	89876	815069
2021/01/06 14:42:13	Emmet	Diagnostic	20585	616041
2021/01/06 14:42:13	Emmet	Serology	1211	36241
2021/01/06 14:42:13	Emmet	Total	21796	652282
2021/01/06 14:42:13	Genesee	Serology	16095	39661
2021/01/06 14:42:13	Genesee	Diagnostic	253651	625044
2021/01/06 14:42:13	Genesee	Total	269746	664705
2021/01/06 14:42:13	Gladwin	Serology	734	28842
2021/01/06 14:42:13	Gladwin	Diagnostic	11374	446933
2021/01/06 14:42:13	Gladwin	Total	12108	475775
2021/01/06 14:42:13	Gogebic	Diagnostic	14383	1029195
2021/01/06 14:42:13	Gogebic	Serology	215	15385
2021/01/06 14:42:13	Gogebic	Total	14598	1044580
2021/01/06 14:42:13	Grand Traverse	Serology	4110	44152
2021/01/06 14:42:13	Grand Traverse	Diagnostic	58162	624807
2021/01/06 14:42:13	Grand Traverse	Total	62272	668958
2021/01/06 14:42:13	Gratiot	Diagnostic	37728	926727
2021/01/06 14:42:13	Gratiot	Serology	848	20830
2021/01/06 14:42:13	Gratiot	Total	38576	947557
2021/01/06 14:42:13	Hillsdale	Serology	709	15547
2021/01/06 14:42:13	Hillsdale	Diagnostic	30155	661221
2021/01/06 14:42:13	Hillsdale	Total	30864	676768
2021/01/06 14:42:13	Houghton	Diagnostic	31324	877816

2021/01/06 14:42:13	Houghton	Serology	228	6389
2021/01/06 14:42:13	Houghton	Total	31552	884206
2021/01/06 14:42:13	Huron	Diagnostic	22054	711856
2021/01/06 14:42:13	Huron	Serology	491	15848
2021/01/06 14:42:13	Huron	Total	22545	727704
2021/01/06 14:42:13	Ingham	Serology	17032	58248
2021/01/06 14:42:13	Ingham	Diagnostic	231389	791328
2021/01/06 14:42:13	Ingham	Total	248421	849576
2021/01/06 14:42:13	Ionia	Diagnostic	51997	803700
2021/01/06 14:42:13	Ionia	Serology	1754	27111
2021/01/06 14:42:13	Ionia	Total	53751	830811
2021/01/06 14:42:13	Iosco	Serology	433	17232
2021/01/06 14:42:13	Iosco	Diagnostic	16733	665937
2021/01/06 14:42:13	Iosco	Total	17166	683169
2021/01/06 14:42:13	Iron	Diagnostic	17883	1616031
2021/01/06 14:42:13	Iron	Serology	102	9217
2021/01/06 14:42:13	Iron	Total	17985	1625249
2021/01/06 14:42:13	Isabella	Serology	994	14226
2021/01/06 14:42:13	Isabella	Diagnostic	35112	502519
2021/01/06 14:42:13	Isabella	Total	36106	516745
2021/01/06 14:42:13	Jackson	Diagnostic	143339	904290
2021/01/06 14:42:13	Jackson	Serology	2598	16390
2021/01/06 14:42:13	Jackson	Total	145937	920680
2021/01/06 14:42:13	Kalamazoo	Diagnostic	205374	774803
2021/01/06 14:42:13	Kalamazoo	Serology	5445	20542
2021/01/06 14:42:13	Kalamazoo	Total	210819	795345
2021/01/06 14:42:13	Kalkaska	Serology	459	25446
2021/01/06 14:42:13	Kalkaska	Diagnostic	12204	676572
2021/01/06 14:42:13	Kalkaska	Total	12663	702018
2021/01/06 14:42:13	Kent	Diagnostic	602243	916719
2021/01/06 14:42:13	Kent	Serology	33171	50492
2021/01/06 14:42:13	Kent	Total	635414	967211
2021/01/06 14:42:13	Keweenaw	Diagnostic	1470	694707
2021/01/06 14:42:13	Keweenaw	Serology	26	12287
2021/01/06 14:42:13	Keweenaw	Total	1496	706994
2021/01/06 14:42:13	Lake	Diagnostic	7517	634185
2021/01/06 14:42:13	Lake	Serology	161	13583
2021/01/06 14:42:13	Lake	Total	7678	647768
2021/01/06 14:42:13	Lapeer	Diagnostic	42428	484299
2021/01/06 14:42:13	Lapeer	Serology	2466	28148
2021/01/06 14:42:13	Lapeer	Total	44894	512448
2021/01/06 14:42:13	Leelanau	Diagnostic	9105	418409
2021/01/06 14:42:13	Leelanau	Serology	631	28997
2021/01/06 14:42:13	Leelanau	Total	9736	447406
2021/01/06 14:42:13	Lenawee	Serology	1457	14799
2021/01/06 14:42:13	Lenawee	Diagnostic	76971	781820
2021/01/06 14:42:13	Lenawee	Total	78428	796620
2021/01/06 14:42:13	Livingston	Diagnostic	133075	693117
2021/01/06 14:42:13	Livingston	Serology	6400	33334
2021/01/06 14:42:13	Livingston	Total	139475	726451

2021/01/06 14:42:13	Luce	Diagnostic	3968	637020
2021/01/06 14:42:13	Luce	Serology	35	5619
2021/01/06 14:42:13	Luce	Total	4003	642639
2021/01/06 14:42:13	Mackinac	Diagnostic	5611	519585
2021/01/06 14:42:13	Mackinac	Serology	96	8890
2021/01/06 14:42:13	Mackinac	Total	5707	528475
2021/01/06 14:42:13	Macomb	Serology	44210	50585
2021/01/06 14:42:13	Macomb	Diagnostic	574260	657069
2021/01/06 14:42:13	Macomb	Total	618470	707654
2021/01/06 14:42:13	Manistee	Diagnostic	12363	503420
2021/01/06 14:42:13	Manistee	Serology	644	26224
2021/01/06 14:42:13	Manistee	Total	13007	529644
2021/01/06 14:42:13	Marquette	Diagnostic	84310	1264037
2021/01/06 14:42:13	Marquette	Serology	1140	17092
2021/01/06 14:42:13	Marquette	Total	85450	1281129
2021/01/06 14:42:13	Mason	Diagnostic	22652	777244
2021/01/06 14:42:13	Mason	Serology	743	25494
2021/01/06 14:42:13	Mason	Total	23395	802738
2021/01/06 14:42:13	Mecosta	Diagnostic	27005	621476
2021/01/06 14:42:13	Mecosta	Serology	709	16316
2021/01/06 14:42:13	Mecosta	Total	27714	637793
2021/01/06 14:42:13	Menominee	Diagnostic	16185	710492
2021/01/06 14:42:13	Menominee	Serology	90	3951
2021/01/06 14:42:13	Menominee	Total	16275	714442
2021/01/06 14:42:13	Midland	Serology	4812	57867
2021/01/06 14:42:13	Midland	Diagnostic	38395	461723
2021/01/06 14:42:13	Midland	Total	43207	519590
2021/01/06 14:42:13	Missaukee	Diagnostic	7000	463024
2021/01/06 14:42:13	Missaukee	Serology	369	24408
2021/01/06 14:42:13	Missaukee	Total	7369	487432
2021/01/06 14:42:13	Monroe	Diagnostic	101006	671136
2021/01/06 14:42:13	Monroe	Serology	4032	26791
2021/01/06 14:42:13	Monroe	Total	105038	697927
2021/01/06 14:42:13	Montcalm	Diagnostic	52440	820811
2021/01/06 14:42:13	Montcalm	Serology	1747	27345
2021/01/06 14:42:13	Montcalm	Total	54187	848156
2021/01/06 14:42:13	Montmorency	Diagnostic	4452	477273
2021/01/06 14:42:13	Montmorency	Serology	237	25407
2021/01/06 14:42:13	Montmorency	Total	4689	502680
2021/01/06 14:42:13	Muskegon	Serology	2689	15493
2021/01/06 14:42:13	Muskegon	Diagnostic	148505	855611
2021/01/06 14:42:13	Muskegon	Total	151194	871104
2021/01/06 14:42:13	Newaygo	Serology	1237	25255
2021/01/06 14:42:13	Newaygo	Diagnostic	30124	615027
2021/01/06 14:42:13	Newaygo	Total	31361	640282
2021/01/06 14:42:13	Oakland	Serology	90377	71866
2021/01/06 14:42:13	Oakland	Diagnostic	910246	723805
2021/01/06 14:42:13	Oakland	Total	1000623	795671
2021/01/06 14:42:13	Oceana	Serology	622	23501
2021/01/06 14:42:13	Oceana	Diagnostic	24813	937507

2021/01/06 14:42:13	Oceana	Total	25435	961008
2021/01/06 14:42:13	Ogemaw	Diagnostic	11985	570796
2021/01/06 14:42:13	Ogemaw	Serology	354	16860
2021/01/06 14:42:13	Ogemaw	Total	12339	587655
2021/01/06 14:42:13	Ontonagon	Diagnostic	5791	1012413
2021/01/06 14:42:13	Ontonagon	Serology	58	10140
2021/01/06 14:42:13	Ontonagon	Total	5849	1022552
2021/01/06 14:42:13	Osceola	Diagnostic	16268	693436
2021/01/06 14:42:13	Osceola	Serology	584	24893
2021/01/06 14:42:13	Osceola	Total	16852	718329
2021/01/06 14:42:13	Oscoda	Diagnostic	3680	446548
2021/01/06 14:42:13	Oscoda	Serology	173	20993
2021/01/06 14:42:13	Oscoda	Total	3853	467540
2021/01/06 14:42:13	Otsego	Serology	632	25620
2021/01/06 14:42:13	Otsego	Diagnostic	12937	524445
2021/01/06 14:42:13	Otsego	Total	13569	550065
2021/01/06 14:42:13	Ottawa	Diagnostic	255016	873851
2021/01/06 14:42:13	Ottawa	Serology	10068	34500
2021/01/06 14:42:13	Ottawa	Total	265084	908351
2021/01/06 14:42:13	Presque Isle	Diagnostic	6954	552255
2021/01/06 14:42:13	Presque Isle	Serology	324	25731
2021/01/06 14:42:13	Presque Isle	Total	7278	577986
2021/01/06 14:42:13	Roscommon	Serology	505	21025
2021/01/06 14:42:13	Roscommon	Diagnostic	12648	526583
2021/01/06 14:42:13	Roscommon	Total	13153	547608
2021/01/06 14:42:13	Saginaw	Diagnostic	170137	892925
2021/01/06 14:42:13	Saginaw	Serology	6133	32188
2021/01/06 14:42:13	Saginaw	Total	176270	925112
2021/01/06 14:42:13	Sanilac	Serology	824	20015
2021/01/06 14:42:13	Sanilac	Diagnostic	32840	797668
2021/01/06 14:42:13	Sanilac	Total	33664	817683
2021/01/06 14:42:13	Schoolcraft	Diagnostic	4473	552632
2021/01/06 14:42:13	Schoolcraft	Serology	54	6672
2021/01/06 14:42:13	Schoolcraft	Total	4527	559303
2021/01/06 14:42:13	Shiawassee	Diagnostic	45132	662517
2021/01/06 14:42:13	Shiawassee	Serology	2076	30475
2021/01/06 14:42:13	Shiawassee	Total	47208	692992
2021/01/06 14:42:13	St Clair	Serology	5935	37297
2021/01/06 14:42:13	St Clair	Diagnostic	93372	586773
2021/01/06 14:42:13	St Clair	Total	99307	624070
2021/01/06 14:42:13	St Joseph	Diagnostic	39807	652959
2021/01/06 14:42:13	St Joseph	Serology	1204	19749
2021/01/06 14:42:13	St Joseph	Total	41011	672708
2021/01/06 14:42:13	Tuscola	Diagnostic	44088	843870
2021/01/06 14:42:13	Tuscola	Serology	1419	27160
2021/01/06 14:42:13	Tuscola	Total	45507	871031
2021/01/06 14:42:13	Unknown	Serology	20482	
2021/01/06 14:42:13	Unknown	Diagnostic	394626	
2021/01/06 14:42:13	Unknown	Total	415108	
2021/01/06 14:42:13	Van Buren	Serology	1316	17390

2021/01/06 14:42:13	Van Buren	Diagnostic	66931	884430
2021/01/06 14:42:13	Van Buren	Total	68247	901820
2021/01/06 14:42:13	Washtenaw	Serology	14438	39276
2021/01/06 14:42:13	Washtenaw	Diagnostic	363544	988964
2021/01/06 14:42:13	Washtenaw	Total	377982	1028240
2021/01/06 14:42:13	Wayne	Serology	60361	54684
2021/01/06 14:42:13	Wayne	Diagnostic	913300	827405
2021/01/06 14:42:13	Wayne	Total	973661	882090
2021/01/06 14:42:13	Wexford	Diagnostic	19034	565966
2021/01/06 14:42:13	Wexford	Serology	768	22836
2021/01/06 14:42:13	Wexford	Total	19802	588802

PUBLIC USE DATASETS

Diagnostic Tests by Result and County

README

Data include diagnostic tests for COVID-19 by date and county.

Diagnostic tests are used to find current infection and look for genes or proteins from the severe acute respiratory syndrome coronavirus 2 (SARS-CoV-2), the virus that causes COVID-19. These tests, which are performed as nasal swabs, include: Nucleic acid amplification test/real-time polymerase chain reaction (NAAT/RT-PCR) test and rapid virus antigen detection point of care (POC) tests.

Correctional includes state and federal prisons and county and city detection facilities. Testing data represents total tests performed, not individuals tested. A single individual may have more than one test completed.

The total number of positive tests may exceed the number of confirmed cases due to 1) a single individual may have more than one test performed; 2) MDHHS may receive data on positive tests in advance of a local health department classifying an individual as a confirmed or probable case, and 3) although efforts have been made to deduplicate testing data, some duplication may occur.

DIAGNOSTIC TESTS BY RESULT AND COUNTY 2021-01-06

MessageDate	COUNTY	Negative	Positive	Total
1/5/2021	Alcona	18	0	18
1/5/2021	Alger	10	6	16
1/5/2021	Allegan	434	53	487
1/5/2021	Alpena	106	8	114
1/5/2021	Antrim	45	3	48
1/5/2021	Arenac	40	4	44
1/5/2021	Baraga	8	0	8
1/5/2021	Barry	183	27	210
1/5/2021	Bay	351	49	400
1/5/2021	Benzie	37	3	40
1/5/2021	Berrien	794	86	880
1/5/2021	Branch	61	10	71
1/5/2021	Calhoun	461	51	512
1/5/2021	Cass	85	19	104
1/5/2021	Charlevoix	87	1	88
1/5/2021	Cheboygan	31	4	35
1/5/2021	Chippewa	63	3	66
1/5/2021	Clare	71	13	84
1/5/2021	Clinton	211	16	227
1/5/2021	Correctional	1287	24	1311
1/5/2021	Crawford	25	6	31
1/5/2021	Delta	111	15	126
1/5/2021	Detroit City	1954	142	2096
1/5/2021	Dickinson	94	11	105
1/5/2021	Eaton	410	61	471
1/5/2021	Emmet	21	0	21
1/5/2021	Genesee	1189	101	1290
1/5/2021	Gladwin	66	9	75
1/5/2021	Gogebic	35	2	37
1/5/2021	Grand Traverse	401	23	424
1/5/2021	Gratiot	240	7	247
1/5/2021	Hillsdale	135	50	185
1/5/2021	Houghton	92	15	107
1/5/2021	Huron	135	21	156
1/5/2021	Ingham	1195	111	1306
1/5/2021	Ionia	335	46	381
1/5/2021	Iosco	90	4	94
1/5/2021	Iron	27	2	29
1/5/2021	Isabella	80	15	95
1/5/2021	Jackson	858	82	940
1/5/2021	Kalamazoo	914	149	1063
1/5/2021	Kalkaska	33	1	34
1/5/2021	Kent	3029	391	3420
1/5/2021	Keweenaw	5	0	5
1/5/2021	Lake	22	2	24
1/5/2021	Lapeer	201	23	224
1/5/2021	Leelanau	21	4	25

1/5/2021	Lenawee	690	119	809
1/5/2021	Livingston	698	163	861
1/5/2021	Luce	4	0	4
1/5/2021	Mackinac	10	1	11
1/5/2021	Macomb	2391	290	2681
1/5/2021	Manistee	35	0	35
1/5/2021	Marquette	139	23	162
1/5/2021	Mason	70	6	76
1/5/2021	Mecosta	104	12	116
1/5/2021	Menominee	39	5	44
1/5/2021	Midland	305	40	345
1/5/2021	Missaukee	24	3	27
1/5/2021	Monroe	647	84	731
1/5/2021	Montcalm	348	22	370
1/5/2021	Montmorency	23	0	23
1/5/2021	Muskegon	747	76	823
1/5/2021	Newaygo	173	17	190
1/5/2021	Oakland	4256	418	4674
1/5/2021	Oceana	80	20	100
1/5/2021	Ogemaw	96	12	108
1/5/2021	Ontonagon	22	0	22
1/5/2021	Osceola	94	11	105
1/5/2021	Oscoda	36	4	40
1/5/2021	Otsego	80	1	81
1/5/2021	Ottawa	1303	168	1471
1/5/2021	Presque Isle	44	4	48
1/5/2021	Roscommon	48	6	54
1/5/2021	Saginaw	1008	130	1138
1/5/2021	Sanilac	91	11	102
1/5/2021	Schoolcraft	8	0	8
1/5/2021	Shiawassee	191	22	213
1/5/2021	St Clair	286	26	312
1/5/2021	St Joseph	126	8	134
1/5/2021	Tuscola	123	41	164
1/5/2021	Unknown	1013	92	1105
1/5/2021	Van Buren	324	57	381
1/5/2021	Washtenaw	2793	249	3042
1/5/2021	Wayne	4836	767	5603
1/5/2021	Wexford	89	13	102