



Western Michigan University  
ScholarWorks at WMU

---

Cumulative Michigan COVID-19 Data

Michigan COVID-19 State Data

---

1-14-2021

## 2021-01-14\_MichiganOverview\_COVIDstats

Michigan Department of Health & Human Services

Follow this and additional works at: <https://scholarworks.wmich.edu/michigan-covid-data-state-cumulative>



Part of the Public Health Commons

---

### WMU ScholarWorks Citation

Michigan Department of Health & Human Services, "2021-01-14\_MichiganOverview\_COVIDstats" (2021).  
*Cumulative Michigan COVID-19 Data*. 291.

<https://scholarworks.wmich.edu/michigan-covid-data-state-cumulative/291>

This Website is brought to you for free and open access  
by the Michigan COVID-19 State Data at ScholarWorks at  
WMU. It has been accepted for inclusion in Cumulative  
Michigan COVID-19 Data by an authorized administrator  
of ScholarWorks at WMU. For more information, please  
contact [wmu-scholarworks@wmich.edu](mailto:wmu-scholarworks@wmich.edu).



Coronavirus

MI SAFE START

CONTAIN COVID

RESOURCES

PRESS RELEASES

DONATE

VIDEO UPDATES

CORONAVIRUS / MICHIGAN DATA

Michigan Data

HOSPITALS

LONG TERM CARE FACILITIES

CORONAVIRUS SYMPTOMS

CUMULATIVE RECOVERED

OUTBREAK REPORTING

SCHOOL-RELATED OUTBREAK REPORTING

WASTEWATER SURVEILLANCE

TESTING TURNAROUND TIME

MIS-C DATA AND REPORTING

**Note on deaths (01/14/21):** Regular reviews of death certificate data maintained in Vital Records reporting systems are conducted by MDHHS staff three times per week. As a part of this process, records that identify COVID-19 infection as a contributing factor to death are compared against all laboratory confirmed cases of COVID-19 in the Michigan Disease Surveillance System (MDSS). If a death certificate is matched to a confirmed COVID-19 case and that record in the MDSS does not indicate the individual died, the MDSS record is updated to indicate the death and the appropriate local health department is notified. These matched deaths are then included with mortality information posted to the Michigan Coronavirus website. As a result of the most recent assessment, today's data includes **107** additional deaths identified by this methodology.

The State of Michigan is working around the clock to test and treat COVID-19 patients. Below is the most recent data healthcare experts across the state have compiled. It is updated Monday - Saturday.

CURRENT STATUS

DAILY CASES

CUMULATIVE TRENDS

DEMOGRAPHICS

TOTAL TESTING

DIAGNOSTIC TESTING

LEARN MORE

View Cases

View Deaths

View Table

Select Preparedness Region:

All

Select County:

All

*This report is provisional and subject to change. City of Detroit and Wayne County are reported separately. MDHHS began tracking probable cases April 5, 2020. FCI indicates federal correctional institute. MDOC indicates Michigan Department of Corrections. Diagnostic tests, including nucleic acid amplification/real-time polymerase chain reaction (NAAT/RT-PCR) and rapid virus antigen detection point of care (POC) tests, look for current infection. Serology (antibody) tests are used to look for the possibility of previous infection.*

*Source: Michigan Disease Surveillance System (MDSS) and Vital Records.*

COVID-19 Cases by County

Confirmed cases include individuals with a positive diagnostic test for COVID-19. Probable cases include individuals with COVID-19 symptoms and an epidemiologic link to confirmed COVID-19, but no diagnostic test.

Cases by County

13-398

399-1789

1790-10090

10091-66618

66619+

Michigan

Thursday, January 14, 2021

Michigan (Statewide) Case Fatality Rate

2.6%

Current Totals

Case Status	Cases	Deaths
Confirmed	531,004	13,672
Probable	45,569	839
Total	576,573	14,511

Laboratory Testing

Test Type	Tests Performed
Diagnostic	8,808,938
Serology	459,952
Total	9,268,890

Microsoft Power BI

< 1 of 7 >

Have questions?

Chat with Robin

Current COVID-19 Statewide Data and Modeling Updates

https://www.michigan.gov/coronavirus/0,9753,7-406-98163\_98173---,00.html1/2

Information on testing, disease trends, outbreaks, hospitalizations, deaths and the virus trajectory.

- [January 5, 2021 slide deck](#). View a live presentation of the Jan. 5 data.
- [December 29, 2020 slide deck](#).
- [December 22, 2020 slide deck](#). View a live presentation of the Dec. 22 data.
- [December 15, 2020 slide deck](#).
- [December 8, 2020 slide deck](#). View a live presentation of the Dec. 8 data.
- [December 1, 2020 slide deck](#).
- [November 24, 2020 slide deck](#).
- [November 18, 2020 slide deck](#). View a live presentation of the Nov. 18 data.

Cases by Hispanic/Latino Ethnicity

Hispanic/Latino Ethnicity	Percentage of Overall Cases by Ethnicity	Percentage of Deceased Cases by Ethnicity
Hispanic/Latino	5.60%	2.94%
Non-Hispanic Latino	69.05%	84.05%
Unknown	25.35%	13.01%

Totals may not add to 100% due to rounding

Cases by Arab Ethnicity

Arab Ethnicity	Percentage of Overall Cases by Ethnicity	Percentage of Deceased Cases by Ethnicity
Arab	2.90%	1.74%
Non-Arab	49.66%	54.56%
Unknown	47.44%	43.70%

Totals may not add to 100% due to rounding

PUBLIC USE DATASETS 01/14/2021

(Downloadable .xlsx files)

Cases and Deaths by County

Cases and Deaths by County by Date of Onset of Symptoms and Date of Death

Cases by Demographics Statewide

COVID-19 Tests by County

Diagnostic Tests by Result and County



MICHIGAN.GOV HOME  
ADA  
MICHIGAN NEWS  
POLICIES

COPYRIGHT 2021 STATE OF MICHIGAN

# Cumulative Total of Recovered COVID-19 Cases

Cumulative Total of Recovered COVID-19 Cases (as of 1/8/2021): **415,079**

During this response, MDHHS is reviewing vital records statistics to identify any laboratory confirmed COVID-19 cases who are 30 days out from their onset of illness to represent recovery status. As the pandemic continues to impact Michigan, this pool will expand to include more cases. Recovered is defined as the number of persons with a confirmed COVID-19 diagnosis who are alive 30 days post-onset (or referral date if onset is not available). The number of persons recovered on January 8, 2021 represents COVID-19 confirmed individuals with an onset date on or prior to December 9, 2020. If an individual dies from a COVID-related cause >30 days from onset/referral, they are removed from the number of persons recovered. These numbers will be updated every Saturday.

Source: Michigan Disease Surveillance System and Vital Records



Have questions?  
Chat with Robin

[View Cases](#)[View Deaths](#)[View Table](#)

Select Preparedness Region:

All



Select County:

All



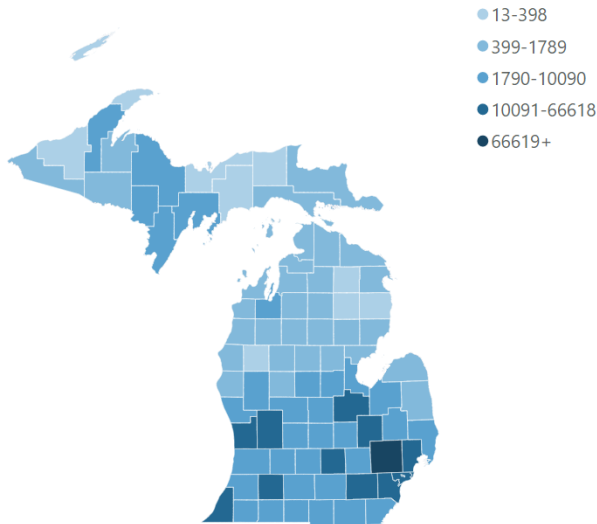
*This report is provisional and subject to change. City of Detroit and Wayne County are reported separately. MDHHS began tracking probable cases April 5, 2020. FCI indicates federal correctional institute. MDOC indicates Michigan Department of Corrections. Diagnostic tests, including nucleic acid amplification/real-time polymerase chain reaction (NAAT/RT-PCR) and rapid virus antigen detection point of care (POC) tests, look for current infection. Serology (antibody) tests are used to look for the possibility of previous infection.*

*Source: Michigan Disease Surveillance System (MDSS) and Vital Records.*

## COVID-19 Cases by County

Confirmed cases include individuals with a positive diagnostic test for COVID-19. Probable cases include individuals with COVID-19 symptoms and an epidemiologic link to confirmed COVID-19, but no diagnostic test.

### Cases by County



## Michigan

Thursday, January 14, 2021

### Michigan (Statewide) Case Fatality Rate

2.6%

### Current Totals

Case Status	Cases	Deaths
Confirmed	531,004	13,672
Probable	45,569	839
<b>Total</b>	<b>576,573</b>	<b>14,511</b>

### Laboratory Testing

Test Type	Tests Performed
Diagnostic	8,808,938
Serology	459,952
<b>Total</b>	<b>9,268,890</b>

[View Cases](#)[View Deaths](#)[View Table](#)

Select Preparedness Region:

All

Select County:

All

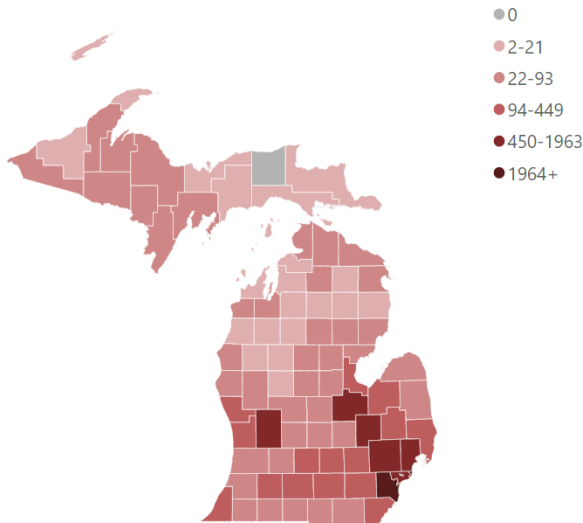
*This report is provisional and subject to change. City of Detroit and Wayne County are reported separately. MDHHS began tracking probable cases April 5, 2020. FCI indicates federal correctional institute. MDOC indicates Michigan Department of Corrections. Diagnostic tests, including nucleic acid amplification/real-time polymerase chain reaction (NAAT/RT-PCR) and rapid virus antigen detection point of care (POC) tests, look for current infection. Serology (antibody) tests are used to look for the possibility of previous infection.*

*Source: Michigan Disease Surveillance System (MDSS) and Vital Records.*

## COVID-19 Deaths by County

Confirmed deaths include individuals who had a confirmed COVID-19 infection and are classified as deceased by the case investigation, have COVID-19 indicated as a cause of death on their death certificate, or who die within 30 days of infection and their manner of death is listed as natural. Probable deaths include individuals who have COVID indicated on their death certificate, but have not had a positive diagnostic test.

### Deaths by County



## Michigan

Thursday, January 14, 2021

### Michigan (Statewide) Case Fatality Rate

2.6%

### Current Totals

Case Status	Cases	Deaths
Confirmed	531,004	13,672
Probable	45,569	839
<b>Total</b>	<b>576,573</b>	<b>14,511</b>

### Laboratory Testing

Test Type	Tests Performed
Diagnostic	8,808,938
Serology	459,952
<b>Total</b>	<b>9,268,890</b>

Confirmed Cases

Deaths

View Table

Select Preparedness Region:

All



Select County:

All



Cases are shown by onset date or by lab specimen collection date if onset date was unavailable. Deaths are shown by date of death or date or last status update if date of death was unavailable. Tracking of probable cases and deaths did not begin until April 5, 2020, therefore only probable cases referred for investigation on or after April 5, 2020 are displayed (onset may have been prior).

Notes: FCI indicates federal correctional institute. MDOC indicates Michigan Department of Corrections.

## Daily Cases by Status

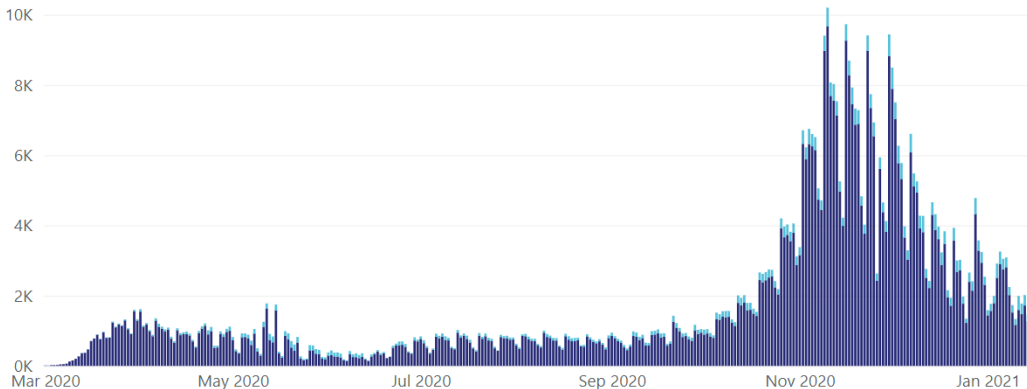
The number of daily confirmed cases represent the total number of people who had a positive diagnostic test for COVID-19 by the date of the onset of their symptoms.

Filter by Date:

3/1/2020

1/14/2021

### Cases by Date of Onset

Case Status ● Confirmed ● Probable

Confirmed Cases

Deaths

View Table

Select Preparedness Region:

All

Select County:

All

Cases are shown by onset date or by lab specimen collection date if onset date was unavailable. Deaths are shown by date of death or date of last status update if date of death was unavailable. Tracking of probable cases and deaths did not begin until April 5, 2020, therefore only probable cases referred for investigation on or after April 5, 2020 are displayed (onset may have been prior).

Notes: FCI indicates federal correctional institute. MDOC indicates Michigan Department of Corrections.

## Daily Deaths by Status

Confirmed deaths include individuals who had a confirmed COVID-19 infection and are classified as deceased by the case investigation, have COVID-19 indicated as a cause of death on their death certificate, or who die within 30 days of infection and their manner of death is listed as natural. Data are shown by the date of death.

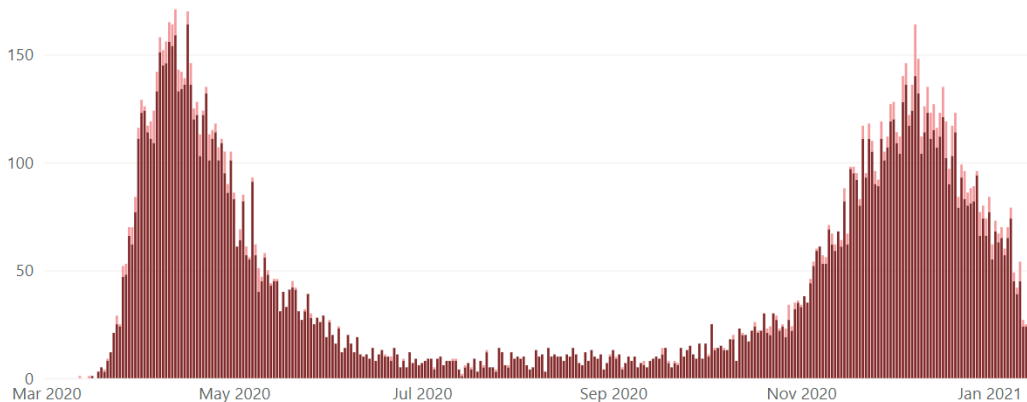
Filter by Date:

3/1/2020

1/14/2021

## Deaths by Date of Death

Case Status ● Confirmed ● Probable



View Table

View Chart

Select Preparedness Region:

All

Select County:

All

Cases are shown by onset date or by lab specimen collection date if onset date was unavailable. Deaths are shown by date of death or date of last status update if date of death was unavailable. Tracking of probable cases and deaths did not begin until April 5, 2020, therefore these data are not displayed by date.

Notes: FCI indicates federal correctional institute. MDOC indicates Michigan Department of Corrections.

## Cumulative Confirmed Cases and Deaths among Confirmed Cases

Cumulative cases represent the total number of people who had a positive diagnostic test for COVID-19. Cases are shown by the date of onset of symptoms. Cumulative Deaths represent the total number of people who had a confirmed COVID-19 infection and are classified as deceased by the case investigation, have COVID-19 indicated as a cause of death on their death certificate, or who die within 30 days of infection and their manner of death is listed as natural. Deaths are shown by date of death.

Filter By Date:

3/1/2020

1/14/2021

### Cumulative Confirmed Cases and Deaths among Confirmed Cases by Date

● Confirmed Cases ● Deaths

0.5M

0.4M

0.3M

0.2M

0.1M

0.0M

Mar 2020

May 2020

Jul 2020

Sep 2020

Nov 2020

Jan 2021



## Cases by Demographic Characteristics

Data are suppressed when the number of cases is five or below to protect the confidentiality of individuals. The sum of the cases for individual categories may be fewer than the total number of cases due to data suppression. Rates are not calculated for multiple races, other, and unknown race categories due to the unavailability of an appropriate denominator.

Cases

Deaths

Select case status:

- ☒ Confirmed  
☐ Probable

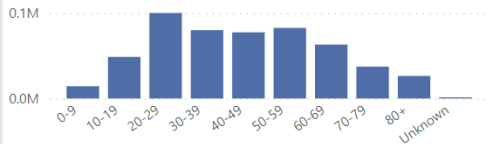
Select Preparedness Region:

All

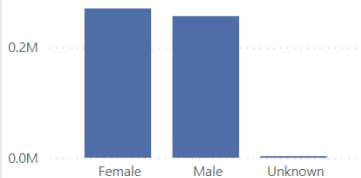
Select county:

All

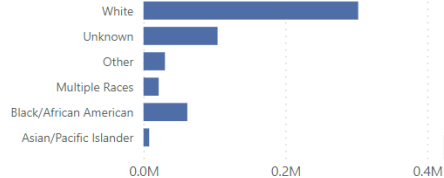
### Cases by Age Group



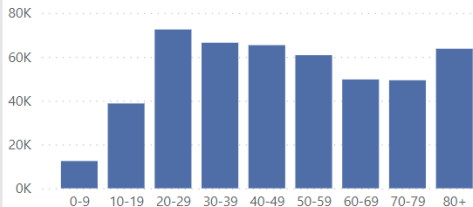
### Cases by Sex



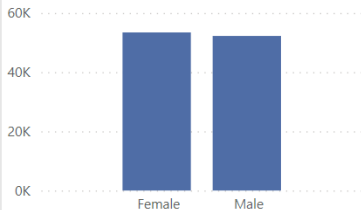
### Cases by Race



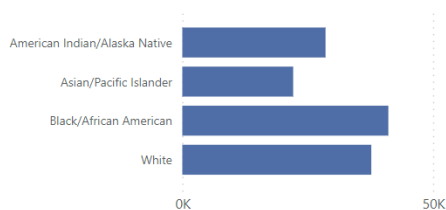
### Cases per Million by Age Group



### Cases per Million by Sex



### Cases per Million by Race



## Cases by Demographic Characteristics

Data are suppressed when the number of cases is five or below to protect the confidentiality of individuals. The sum of the cases for individual categories may be fewer than the total number of cases due to data suppression. Rates are not calculated for multiple races, other, and unknown race categories due to the unavailability of an appropriate denominator.

Cases

Deaths

Select case status:

- ☐ Confirmed  
☒ Probable

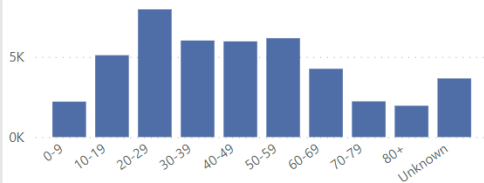
Select Preparedness Region:

All

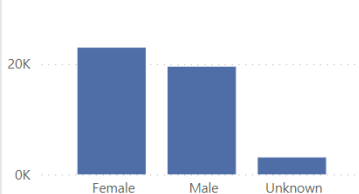
Select county:

All

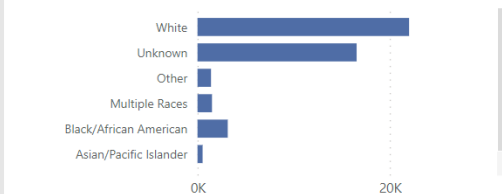
### Cases by Age Group



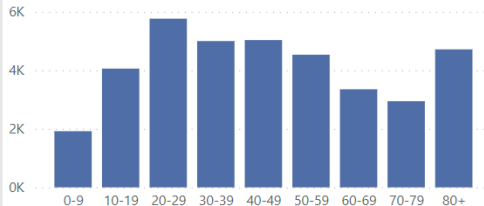
### Cases by Sex



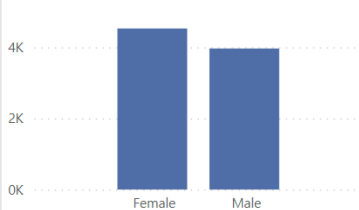
### Cases by Race



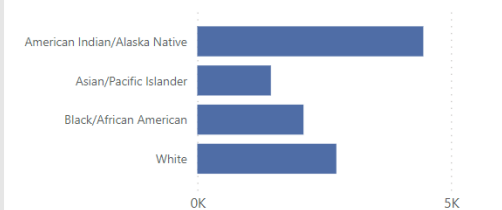
### Cases per Million by Age Group



### Cases per Million by Sex



### Cases per Million by Race



Deaths by Demographic Characteristics

Data are suppressed when the number of deaths is five or below to protect the confidentiality of individuals. The sum of the deaths for individual categories may be fewer than the total number of deaths due to data suppression. Rates are not calculated for multiple races, other, and unknown race categories due to the unavailability of an appropriate denominator.

Cases

Deaths

Select case status:

- ☒ Confirmed  
☐ Probable

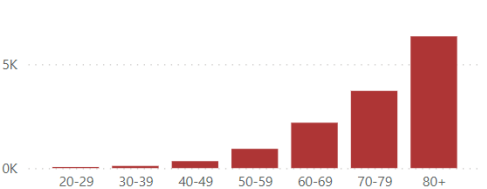
Select Preparedness Region:

All

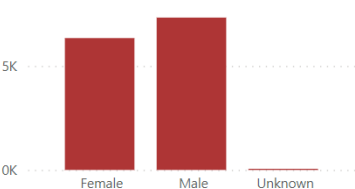
Select county:

All

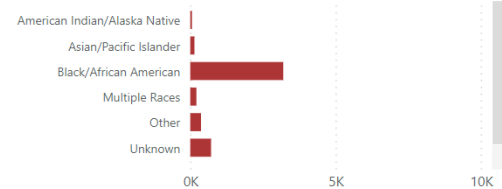
Deaths by Age Group



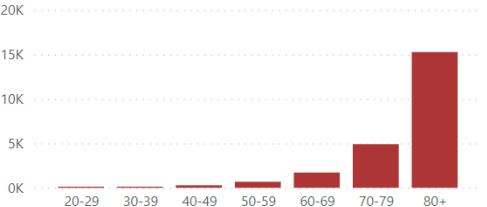
Deaths by Sex



Deaths by Race



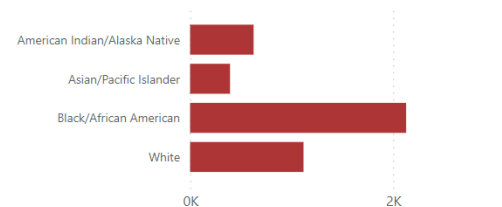
Deaths per Million by Age Group



Deaths per Million by Sex



Deaths per Million by Race



## Deaths by Demographic Characteristics

Data are suppressed when the number of deaths is five or below to protect the confidentiality of individuals. The sum of the deaths for individual categories may be fewer than the total number of deaths due to data suppression. Rates are not calculated for multiple races, other, and unknown race categories due to the unavailability of an appropriate denominator.

Cases

Deaths

Select case status:

- ☐ Confirmed  
☒ Probable

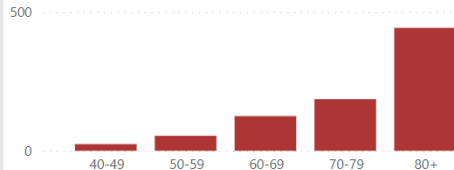
Select Preparedness Region:

All

Select county:

All

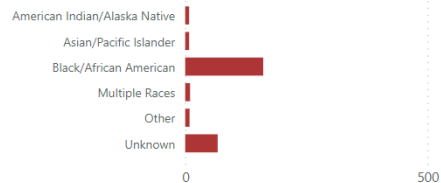
### Deaths by Age Group



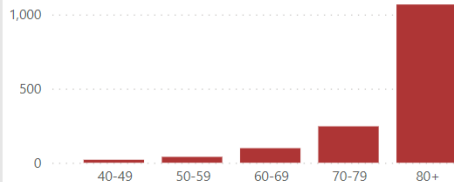
### Deaths by Sex



### Deaths by Race



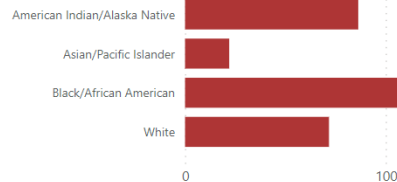
### Deaths per Million by Age Group



### Deaths per Million by Sex



### Deaths per Million by Race



[View Table](#)[View Charts](#)

Select Preparedness Region:

All

Select County:

All

Diagnostic tests are used to find current infection and look for genes or proteins from the severe acute respiratory syndrome coronavirus 2 (SARS-CoV-2), the virus that causes COVID-19. These tests, which are performed as nasal swabs, include: Nucleic acid amplification test/real-time polymerase chain reaction (NAAT/RT-PCR) test and rapid virus antigen detection point of care (POC) tests.

Serology tests are used to look for the possibility of previous infection. Serology tests look for antibodies to SARS-CoV-2 in the blood. There are currently two types of serology tests: the enzyme-linked immunosorbent assay (ELISA) test and the rapid antibody detection POC test. Serology tests do not diagnose disease and do not guarantee immunity, but might provide information about previous infection.

## Total Covid-19 Laboratory Tests

Total testing includes both diagnostic tests which are used to determine if an individual currently has COVID-19 and serology testing which is used to determine if a person has antibodies to Covid-19.

Filter by Date:

3/10/2020

1/13/2021

### Total Laboratory Tests by Type and Date

Test Type ● Diagnostic ● Serology

100K

50K

0K

May 2020

Jul 2020

Sep 2020

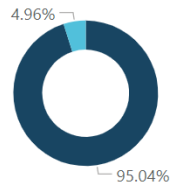
Nov 2020

Jan 2021

### Total Tests Completed to Date

Test Type	Count	Tests per Million Residents
Diagnostic	8,808,938	881,676
Serology	459,952	46,036
Total	9,268,890	927,712

### Percent of Tests Completed by Type



Test Type

● Diagnostic

● Serology

View Table

View Charts

Select Preparedness Region

All



Select County

All



Diagnostic tests are used to find current infection and look for genes or proteins from the severe acute respiratory syndrome coronavirus 2 (SARS-CoV-2), the virus that causes COVID-19. These tests, which are performed as nasal swabs, include: Nucleic acid amplification test/real-time polymerase chain reaction (NAAT/RT-PCR) test and rapid virus antigen detection point of care (POC) tests. Diagnostic tests do not include serology tests which look for antibodies to SARS-CoV-2 in the blood.

## Diagnostic Covid-19 Laboratory Tests

Diagnostic tests are used to determine if an individual is currently infected with Covid-19.

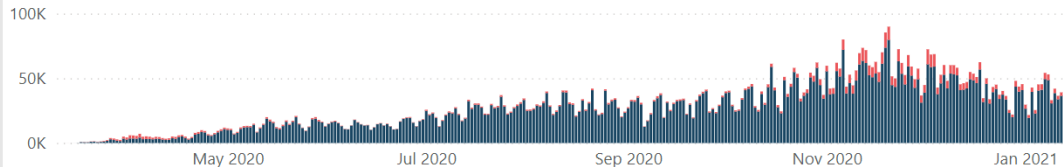
Filter by Date

3/10/2020

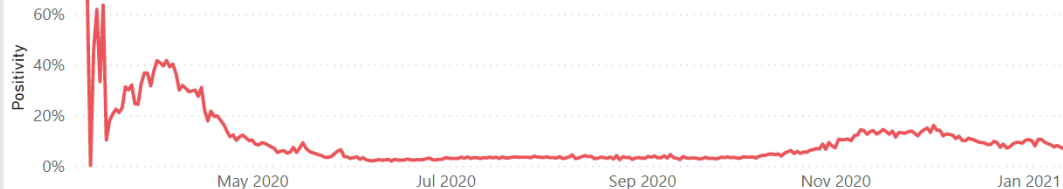
1/13/2021

### Total Laboratory Tests by Type and Date

Test Type ● Negative ● Positive



### Percent of Diagnostic Tests That Were Positive



### Where does the data come from?

The State of Michigan COVID-19 Dashboard displays the most recent provisional data reported to the Michigan Department of Health and Humans Services (MDHHS) about cases in Michigan by selected demographics and county of residence (City of Detroit and Wayne County are reported separately). Data are reported to MDHHS via the [Michigan Disease Surveillance System \(MDSS\)](#). Provisional Death data are provided by the MDHHS Division for [Vital Records & Health Statistics](#).

### How does MDHHS classify confirmed and probable cases?

Confirmed cases only include individuals who have had a positive diagnostic laboratory test for COVID-19. Probable cases include individuals who have symptoms consistent with COVID-19 and an epidemiologic link to a confirmed case or a positive serology (antibody) test, but do not have a positive diagnostic laboratory test for COVID-19 and individuals with a positive serology (antibody) test for COVID-19 and an epidemiologic link to a confirmed case.

### How does MDHHS classify confirmed and probable deaths?

Confirmed deaths include individuals who meet one or more of the following conditions: 1) Have been identified as a confirmed case and classified as deceased as a result of a case investigation in the Michigan Disease Surveillance System (MDSS). MDSS is the database used by state and local health department to monitor reportable diseases like COVID-19; 2) have been identified as a confirmed case in MDSS had have a death certificate with COVID-19 listed as a cause of death; 3) have been identified as a confirmed case in MDSS and die within 30 days of onset of COVID-19 infection and have a death certificate which classifies their manner death as 'natural'. Probable deaths include individuals who have COVID indicated as a cause of death on their death certificate but have not had a positive diagnostic laboratory test.

### Why do the number of probable cases fluctuate?

The number of probable cases can change daily based on the investigation efforts of the health department. When a probable case is first reported, local and/or state health department staff investigate to determine if the person meets the case definition of probable. As additional information is gathered, the case could be re-classified to confirmed, remain as probable, or be determined as not a case.

### Why do data in the demographics tab not sum to the total number of cases for a county or region?

Data are not shown whenever the number of cases for a particular demographic category is fewer than six to protect the confidentiality of individuals. Rates are not calculated for other, multiple, and unknown race because an appropriate population denominator is not available for these categories at the county level.

### Where can I get more information about COVID-19?

Visit <https://www.michigan.gov/coronavirus> to find information on resources and assistance, answers to frequently asked questions, and the latest updates on Michigan's response to COVID-19. For COVID-19 updates from CDC visit <https://www.cdc.gov/coronavirus/2019-ncov>.

# PUBLIC USE DATASETS

## Cases and Deaths by County

### README

Includes total cases and deaths to date by case status (confirmed or probable) and county. County is based on the county of residence.

Confirmed cases only include individuals who have had a positive diagnostic laboratory test for COVID-19.

Probable cases include individuals who have symptoms consistent with COVID-19 and an epidemiologic link to a confirmed case or a positive serology (antibody) test, but do not have a positive diagnostic laboratory test for COVID-19 and individuals with a positive serology (antibody) test for COVID-19 and an epidemiologic link to a confirmed case.

Confirmed deaths include individuals who meet one or more of the following conditions: 1) Have been identified as a confirmed case and classified as deceased as a result of a case investigation in the Michigan Disease Surveillance System (MDSS). MDSS is the database used by state and local health department to monitor reportable diseases like COVID-19; 2) have been identified as a confirmed case in MDSS had have a death certificate with COVID-19 listed as a cause of death; 3) have been identified as a confirmed case in MDSS and die within 30 days of onset of COVID-19 infection and have a death certificate which classifies their manner death as 'natural'.

Probable deaths include individuals who have COVID indicated as a cause of death on their death certificate but have not had a positive diagnostic laboratory test.

The number of probable cases can change daily based on information obtained through the health department investigation. Probable cases can be re-classified as a confirmed case or determined to not be a case.



# **CASES AND DEATHS BY COUNTY 2021-01-14**

Updated	COUNTY	ConfirmedCases	ConfirmedDeaths	ProbableCases	ProbableDeaths
2021/01/14 14:52:44	Alcona	316	14	67	4
2021/01/14 14:52:44	Alger	220	1	138	2
2021/01/14 14:52:44	Allegan	5811	74	598	17
2021/01/14 14:52:44	Alpena	1119	39	210	2
2021/01/14 14:52:44	Antrim	646	15	126	1
2021/01/14 14:52:44	Arenac	600	25	61	0
2021/01/14 14:52:44	Baraga	479	29	90	1
2021/01/14 14:52:44	Barry	3036	36	258	2
2021/01/14 14:52:44	Bay	6537	227	256	3
2021/01/14 14:52:44	Benzie	664	27	107	1
2021/01/14 14:52:44	Berrien	9414	194	677	16
2021/01/14 14:52:44	Branch	3102	68	288	4
2021/01/14 14:52:44	Calhoun	7340	191	1038	16
2021/01/14 14:52:44	Cass	3208	51	306	3
2021/01/14 14:52:44	Charlevoix	766	10	155	0
2021/01/14 14:52:44	Cheboygan	681	33	140	0
2021/01/14 14:52:44	Chippewa	665	15	967	2
2021/01/14 14:52:44	Clare	1203	57	158	0
2021/01/14 14:52:44	Clinton	4067	49	356	1
2021/01/14 14:52:44	Crawford	482	5	29	0
2021/01/14 14:52:44	Delta	2568	60	442	18
2021/01/14 14:52:44	Dickinson	2055	56	211	14
2021/01/14 14:52:44	Eaton	4935	109	380	7
2021/01/14 14:52:44	Emmet	1125	34	180	0
2021/01/14 14:52:44	Genesee	20049	625	3185	50
2021/01/14 14:52:44	Gladwin	1134	32	190	3
2021/01/14 14:52:44	Gogebic	760	16	304	25
2021/01/14 14:52:44	Grand Traverse	3221	47	360	6
2021/01/14 14:52:44	Gratiot	2327	85	232	4
2021/01/14 14:52:44	Hillsdale	2720	64	230	3
2021/01/14 14:52:44	Houghton	1812	27	456	7
2021/01/14 14:52:44	Huron	1458	51	312	1
2021/01/14 14:52:44	Ingham	13452	225	424	4
2021/01/14 14:52:44	Ionia	3691	55	72	2
2021/01/14 14:52:44	Iosco	1063	54	129	2
2021/01/14 14:52:44	Iron	809	32	62	5
2021/01/14 14:52:44	Isabella	3329	59	376	0
2021/01/14 14:52:44	Jackson	8221	186	202	4
2021/01/14 14:52:44	Kalamazoo	11888	243	1554	34
2021/01/14 14:52:44	Kalkaska	485	14	33	0
2021/01/14 14:52:44	Kent	44320	556	2616	47
2021/01/14 14:52:44	Keweenaw	89	1	16	1
2021/01/14 14:52:44	Lake	313	9	16	1
2021/01/14 14:52:44	Lapeer	3877	104	508	2
2021/01/14 14:52:44	Leelanau	642	9	96	0
2021/01/14 14:52:44	Lenawee	4910	73	183	3
2021/01/14 14:52:44	Livingston	8067	85	791	9

2021/01/14 14:52:44	Luce	128	0	69	0
2021/01/14 14:52:44	Mackinac	270	3	130	0
2021/01/14 14:52:44	Macomb	50610	1659	2414	89
2021/01/14 14:52:44	Manistee	658	16	34	3
2021/01/14 14:52:44	Marquette	3300	51	459	1
2021/01/14 14:52:44	Mason	1017	22	80	0
2021/01/14 14:52:44	Mecosta	1697	15	84	0
2021/01/14 14:52:44	Menominee	1546	34	245	2
2021/01/14 14:52:44	Midland	3874	49	582	4
2021/01/14 14:52:44	Missaukee	495	11	104	2
2021/01/14 14:52:44	Monroe	7703	162	819	11
2021/01/14 14:52:44	Montcalm	3012	76	191	2
2021/01/14 14:52:44	Montmorency	284	12	53	1
2021/01/14 14:52:44	Muskegon	9751	272	189	7
2021/01/14 14:52:44	Newaygo	2369	38	98	1
2021/01/14 14:52:44	Oakland	58602	1695	8017	92
2021/01/14 14:52:44	Oceana	1665	43	66	1
2021/01/14 14:52:44	Ogemaw	873	28	125	1
2021/01/14 14:52:44	Ontonagon	286	15	31	1
2021/01/14 14:52:44	Osceola	813	20	120	0
2021/01/14 14:52:44	Oscoda	284	18	51	1
2021/01/14 14:52:44	Otsego	914	21	148	4
2021/01/14 14:52:44	Ottawa	18947	278	1080	29
2021/01/14 14:52:44	Presque Isle	518	21	63	1
2021/01/14 14:52:44	Roscommon	921	28	120	0
2021/01/14 14:52:44	Saginaw	12770	440	616	10
2021/01/14 14:52:44	Sanilac	1559	66	139	3
2021/01/14 14:52:44	Schoolcraft	223	3	22	1
2021/01/14 14:52:44	Shiawassee	3170	62	128	1
2021/01/14 14:52:44	St Clair	6730	192	1075	12
2021/01/14 14:52:44	St Joseph	3661	61	398	4
2021/01/14 14:52:44	Tuscola	2559	102	355	7
2021/01/14 14:52:44	Van Buren	4239	80	233	9
2021/01/14 14:52:44	Washtenaw	13963	211	1280	6
2021/01/14 14:52:44	Wayne	58668	1883	3648	81
2021/01/14 14:52:44	Wexford	1086	20	58	0
2021/01/14 14:52:44	MDOC	22157	132	658	2
2021/01/14 14:52:44	FCI	292	5	5	0
2021/01/14 14:52:44	Out-of-State	2457	10	57	1
2021/01/14 14:52:44	Unknown			14	0
2021/01/14 14:52:44	Detroit City	27257	1747	1926	122

# PUBLIC USE DATASETS

## Cases by Demographics Statewide

### README

Includes the total number of confirmed and probable cases and confirmed and probable deaths to date by demographic characteristics

Confirmed cases only include individuals who have had a positive diagnostic laboratory test for COVID-19.

Probable cases include individuals who have symptoms consistent with COVID-19 and an epidemiologic link to a confirmed case or a positive serology (antibody) test, but do not have a positive diagnostic laboratory test for COVID-19 and individuals with a positive serology (antibody) test for COVID-19 and an epidemiologic link to a confirmed case.

Confirmed deaths include individuals who meet one or more of the following conditions: 1) Have been identified as a confirmed case and classified as deceased as a result of a case investigation in the Michigan Disease Surveillance System (MDSS). MDSS is the database used by state and local health department to monitor reportable diseases like COVID-19; 2) have been identified as a confirmed case in MDSS had have a death certificate with COVID-19 listed as a cause of death; 3) have been identified as a confirmed case in MDSS and die within 30 days of onset of COVID-19 infection and have a death certificate which classifies their manner death as 'natural'.

Probable deaths include individuals who have COVID indicated as a cause of death on their death certificate but have not had a positive diagnostic laboratory test.

The number of probable cases can change daily based on information obtained through the health department investigation. Probable cases can be re-classified as a confirmed case or determined to not be a case.

Data is suppressed when the number of cases or deaths in a single category is between one and five to protect the confidentiality of individuals.

# **CASES BY DEMOGRAPHICS STATEWIDE 2021-01-14**

CASE_STATUS	AgeCat	RaceCat	SEX	Cases	Deaths
Confirmed	0-9	American Indian/Alaska Native	Female	66	0
Confirmed	10-19	American Indian/Alaska Native	Female	164	0
Confirmed	20-29	American Indian/Alaska Native	Female	290	0
Confirmed	30-39	American Indian/Alaska Native	Female	227	Suppressed
Confirmed	40-49	American Indian/Alaska Native	Female	201	0
Confirmed	50-59	American Indian/Alaska Native	Female	208	Suppressed
Confirmed	60-69	American Indian/Alaska Native	Female	139	Suppressed
Confirmed	70-79	American Indian/Alaska Native	Female	86	9
Confirmed	80+	American Indian/Alaska Native	Female	27	Suppressed
Confirmed	Unknown	American Indian/Alaska Native	Female	Suppressed	0
Confirmed	0-9	Asian/Pacific Islander	Female	129	0
Confirmed	10-19	Asian/Pacific Islander	Female	403	0
Confirmed	20-29	Asian/Pacific Islander	Female	883	0
Confirmed	30-39	Asian/Pacific Islander	Female	758	Suppressed
Confirmed	40-49	Asian/Pacific Islander	Female	677	0
Confirmed	50-59	Asian/Pacific Islander	Female	595	Suppressed
Confirmed	60-69	Asian/Pacific Islander	Female	342	8
Confirmed	70-79	Asian/Pacific Islander	Female	165	16
Confirmed	80+	Asian/Pacific Islander	Female	115	32
Confirmed	Unknown	Asian/Pacific Islander	Female	0	0
Confirmed	0-9	Black/African American	Female	729	Suppressed
Confirmed	10-19	Black/African American	Female	1944	Suppressed
Confirmed	20-29	Black/African American	Female	5483	11
Confirmed	30-39	Black/African American	Female	5004	13
Confirmed	40-49	Black/African American	Female	4439	63
Confirmed	50-59	Black/African American	Female	4117	138
Confirmed	60-69	Black/African American	Female	3570	292
Confirmed	70-79	Black/African American	Female	2178	402
Confirmed	80+	Black/African American	Female	1560	547
Confirmed	Unknown	Black/African American	Female	14	0
Confirmed	0-9	Multiple Races	Female	403	0
Confirmed	10-19	Multiple Races	Female	1318	Suppressed
Confirmed	20-29	Multiple Races	Female	2247	0
Confirmed	30-39	Multiple Races	Female	1606	0
Confirmed	40-49	Multiple Races	Female	1701	Suppressed
Confirmed	50-59	Multiple Races	Female	1753	7
Confirmed	60-69	Multiple Races	Female	1305	8
Confirmed	70-79	Multiple Races	Female	726	24
Confirmed	80+	Multiple Races	Female	494	55
Confirmed	Unknown	Multiple Races	Female	9	0
Confirmed	0-9	Other	Female	633	0
Confirmed	10-19	Other	Female	1780	0
Confirmed	20-29	Other	Female	3293	0
Confirmed	30-39	Other	Female	2533	Suppressed
Confirmed	40-49	Other	Female	2378	Suppressed
Confirmed	50-59	Other	Female	1859	12
Confirmed	60-69	Other	Female	1136	28

Confirmed	70-79	Other	Female	614	40
Confirmed	80+	Other	Female	432	73
Confirmed	Unknown	Other	Female	9	0
Confirmed	0-9	Unknown	Female	1106	0
Confirmed	10-19	Unknown	Female	4448	0
Confirmed	20-29	Unknown	Female	10463	Suppressed
Confirmed	30-39	Unknown	Female	8319	0
Confirmed	40-49	Unknown	Female	8566	8
Confirmed	50-59	Unknown	Female	9122	15
Confirmed	60-69	Unknown	Female	5566	43
Confirmed	70-79	Unknown	Female	2572	73
Confirmed	80+	Unknown	Female	2184	212
Confirmed	Unknown	Unknown	Female	107	0
Confirmed	0-9	White	Female	3794	0
Confirmed	10-19	White	Female	15236	0
Confirmed	20-29	White	Female	29238	9
Confirmed	30-39	White	Female	21554	17
Confirmed	40-49	White	Female	21320	47
Confirmed	50-59	White	Female	23683	153
Confirmed	60-69	White	Female	19169	455
Confirmed	70-79	White	Female	12449	934
Confirmed	80+	White	Female	11287	2560
Confirmed	Unknown	White	Female	80	0
Confirmed	0-9	American Indian/Alaska Native	Male	51	0
Confirmed	10-19	American Indian/Alaska Native	Male	136	0
Confirmed	20-29	American Indian/Alaska Native	Male	220	0
Confirmed	30-39	American Indian/Alaska Native	Male	201	0
Confirmed	40-49	American Indian/Alaska Native	Male	198	0
Confirmed	50-59	American Indian/Alaska Native	Male	178	Suppressed
Confirmed	60-69	American Indian/Alaska Native	Male	142	16
Confirmed	70-79	American Indian/Alaska Native	Male	75	13
Confirmed	80+	American Indian/Alaska Native	Male	25	Suppressed
Confirmed	Unknown	American Indian/Alaska Native	Male	0	0
Confirmed	0-9	Asian/Pacific Islander	Male	164	0
Confirmed	10-19	Asian/Pacific Islander	Male	365	0
Confirmed	20-29	Asian/Pacific Islander	Male	949	0
Confirmed	30-39	Asian/Pacific Islander	Male	731	0
Confirmed	40-49	Asian/Pacific Islander	Male	597	Suppressed
Confirmed	50-59	Asian/Pacific Islander	Male	558	Suppressed
Confirmed	60-69	Asian/Pacific Islander	Male	341	20
Confirmed	70-79	Asian/Pacific Islander	Male	159	30
Confirmed	80+	Asian/Pacific Islander	Male	81	23
Confirmed	Unknown	Asian/Pacific Islander	Male	0	0
Confirmed	0-9	Black/African American	Male	792	0
Confirmed	10-19	Black/African American	Male	1810	Suppressed
Confirmed	20-29	Black/African American	Male	5997	14
Confirmed	30-39	Black/African American	Male	5996	31
Confirmed	40-49	Black/African American	Male	5462	90
Confirmed	50-59	Black/African American	Male	5174	244
Confirmed	60-69	Black/African American	Male	3967	428

Confirmed	70-79	Black/African American	Male	2133	527
Confirmed	80+	Black/African American	Male	940	394
Confirmed	Unknown	Black/African American	Male	7	0
Confirmed	0-9	Multiple Races	Male	424	Suppressed
Confirmed	10-19	Multiple Races	Male	1307	0
Confirmed	20-29	Multiple Races	Male	1829	0
Confirmed	30-39	Multiple Races	Male	1300	Suppressed
Confirmed	40-49	Multiple Races	Male	1312	Suppressed
Confirmed	50-59	Multiple Races	Male	1390	7
Confirmed	60-69	Multiple Races	Male	1212	29
Confirmed	70-79	Multiple Races	Male	680	31
Confirmed	80+	Multiple Races	Male	286	40
Confirmed	Unknown	Multiple Races	Male	Suppressed	0
Confirmed	0-9	Other	Male	686	0
Confirmed	10-19	Other	Male	1797	0
Confirmed	20-29	Other	Male	3443	Suppressed
Confirmed	30-39	Other	Male	2755	Suppressed
Confirmed	40-49	Other	Male	2562	14
Confirmed	50-59	Other	Male	2120	23
Confirmed	60-69	Other	Male	1242	61
Confirmed	70-79	Other	Male	569	54
Confirmed	80+	Other	Male	262	52
Confirmed	Unknown	Other	Male	Suppressed	0
Confirmed	0-9	Unknown	Male	1177	0
Confirmed	10-19	Unknown	Male	4215	0
Confirmed	20-29	Unknown	Male	10603	0
Confirmed	30-39	Unknown	Male	8740	6
Confirmed	40-49	Unknown	Male	7980	19
Confirmed	50-59	Unknown	Male	8785	26
Confirmed	60-69	Unknown	Male	5400	64
Confirmed	70-79	Unknown	Male	2297	112
Confirmed	80+	Unknown	Male	1175	133
Confirmed	Unknown	Unknown	Male	111	0
Confirmed	0-9	White	Male	4143	0
Confirmed	10-19	White	Male	13604	Suppressed
Confirmed	20-29	White	Male	24671	17
Confirmed	30-39	White	Male	19884	30
Confirmed	40-49	White	Male	19594	78
Confirmed	50-59	White	Male	22690	289
Confirmed	60-69	White	Male	19348	728
Confirmed	70-79	White	Male	12495	1450
Confirmed	80+	White	Male	7478	2204
Confirmed	Unknown	White	Male	63	0
Confirmed	0-9	American Indian/Alaska Native	Unknown	0	0
Confirmed	10-19	American Indian/Alaska Native	Unknown	Suppressed	0
Confirmed	20-29	American Indian/Alaska Native	Unknown	Suppressed	0
Confirmed	30-39	American Indian/Alaska Native	Unknown	Suppressed	0
Confirmed	40-49	American Indian/Alaska Native	Unknown	0	0
Confirmed	50-59	American Indian/Alaska Native	Unknown	Suppressed	0
Confirmed	60-69	American Indian/Alaska Native	Unknown	Suppressed	0

Confirmed	70-79	American Indian/Alaska Native	Unknown	Suppressed	0
Confirmed	80+	American Indian/Alaska Native	Unknown	0	0
Confirmed	Unknown	American Indian/Alaska Native	Unknown	0	0
Confirmed	0-9	Asian/Pacific Islander	Unknown	0	0
Confirmed	10-19	Asian/Pacific Islander	Unknown	Suppressed	0
Confirmed	20-29	Asian/Pacific Islander	Unknown	8	0
Confirmed	30-39	Asian/Pacific Islander	Unknown	Suppressed	0
Confirmed	40-49	Asian/Pacific Islander	Unknown	Suppressed	0
Confirmed	50-59	Asian/Pacific Islander	Unknown	Suppressed	0
Confirmed	60-69	Asian/Pacific Islander	Unknown	0	0
Confirmed	70-79	Asian/Pacific Islander	Unknown	0	0
Confirmed	80+	Asian/Pacific Islander	Unknown	0	0
Confirmed	Unknown	Asian/Pacific Islander	Unknown	0	0
Confirmed	0-9	Black/African American	Unknown	Suppressed	0
Confirmed	10-19	Black/African American	Unknown	10	0
Confirmed	20-29	Black/African American	Unknown	95	0
Confirmed	30-39	Black/African American	Unknown	85	0
Confirmed	40-49	Black/African American	Unknown	86	0
Confirmed	50-59	Black/African American	Unknown	77	0
Confirmed	60-69	Black/African American	Unknown	38	0
Confirmed	70-79	Black/African American	Unknown	12	0
Confirmed	80+	Black/African American	Unknown	Suppressed	0
Confirmed	Unknown	Black/African American	Unknown	0	0
Confirmed	0-9	Multiple Races	Unknown	Suppressed	0
Confirmed	10-19	Multiple Races	Unknown	8	0
Confirmed	20-29	Multiple Races	Unknown	13	0
Confirmed	30-39	Multiple Races	Unknown	12	0
Confirmed	40-49	Multiple Races	Unknown	12	0
Confirmed	50-59	Multiple Races	Unknown	8	0
Confirmed	60-69	Multiple Races	Unknown	11	0
Confirmed	70-79	Multiple Races	Unknown	Suppressed	0
Confirmed	80+	Multiple Races	Unknown	Suppressed	0
Confirmed	Unknown	Multiple Races	Unknown	Suppressed	0
Confirmed	0-9	Other	Unknown	7	0
Confirmed	10-19	Other	Unknown	8	0
Confirmed	20-29	Other	Unknown	17	0
Confirmed	30-39	Other	Unknown	18	0
Confirmed	40-49	Other	Unknown	21	0
Confirmed	50-59	Other	Unknown	12	0
Confirmed	60-69	Other	Unknown	10	0
Confirmed	70-79	Other	Unknown	Suppressed	0
Confirmed	80+	Other	Unknown	6	0
Confirmed	Unknown	Other	Unknown	Suppressed	0
Confirmed	0-9	Unknown	Unknown	42	0
Confirmed	10-19	Unknown	Unknown	136	0
Confirmed	20-29	Unknown	Unknown	313	0
Confirmed	30-39	Unknown	Unknown	209	0
Confirmed	40-49	Unknown	Unknown	262	0
Confirmed	50-59	Unknown	Unknown	225	0
Confirmed	60-69	Unknown	Unknown	124	Suppressed

Confirmed	70-79	Unknown	Unknown	59	Suppressed
Confirmed	80+	Unknown	Unknown	46	Suppressed
Confirmed	Unknown	Unknown	Unknown	43	0
Confirmed	0-9	White	Unknown	9	0
Confirmed	10-19	White	Unknown	69	0
Confirmed	20-29	White	Unknown	146	0
Confirmed	30-39	White	Unknown	150	0
Confirmed	40-49	White	Unknown	138	0
Confirmed	50-59	White	Unknown	132	0
Confirmed	60-69	White	Unknown	111	0
Confirmed	70-79	White	Unknown	54	Suppressed
Confirmed	80+	White	Unknown	22	Suppressed
Confirmed	Unknown	White	Unknown	Suppressed	0
Probable	0-9	American Indian/Alaska Native	Female	19	0
Probable	10-19	American Indian/Alaska Native	Female	32	0
Probable	20-29	American Indian/Alaska Native	Female	48	0
Probable	30-39	American Indian/Alaska Native	Female	33	0
Probable	40-49	American Indian/Alaska Native	Female	29	0
Probable	50-59	American Indian/Alaska Native	Female	23	0
Probable	60-69	American Indian/Alaska Native	Female	20	0
Probable	70-79	American Indian/Alaska Native	Female	6	0
Probable	80+	American Indian/Alaska Native	Female	Suppressed	Suppressed
Probable	Unknown	American Indian/Alaska Native	Female	Suppressed	0
Probable	0-9	Asian/Pacific Islander	Female	14	0
Probable	10-19	Asian/Pacific Islander	Female	30	0
Probable	20-29	Asian/Pacific Islander	Female	67	0
Probable	30-39	Asian/Pacific Islander	Female	50	0
Probable	40-49	Asian/Pacific Islander	Female	34	0
Probable	50-59	Asian/Pacific Islander	Female	37	0
Probable	60-69	Asian/Pacific Islander	Female	20	Suppressed
Probable	70-79	Asian/Pacific Islander	Female	10	Suppressed
Probable	80+	Asian/Pacific Islander	Female	Suppressed	0
Probable	Unknown	Asian/Pacific Islander	Female	Suppressed	0
Probable	0-9	Black/African American	Female	66	0
Probable	10-19	Black/African American	Female	119	0
Probable	20-29	Black/African American	Female	300	0
Probable	30-39	Black/African American	Female	278	0
Probable	40-49	Black/African American	Female	259	Suppressed
Probable	50-59	Black/African American	Female	264	10
Probable	60-69	Black/African American	Female	195	14
Probable	70-79	Black/African American	Female	83	15
Probable	80+	Black/African American	Female	62	31
Probable	Unknown	Black/African American	Female	17	0
Probable	0-9	Multiple Races	Female	65	0
Probable	10-19	Multiple Races	Female	115	0
Probable	20-29	Multiple Races	Female	147	0
Probable	30-39	Multiple Races	Female	87	0
Probable	40-49	Multiple Races	Female	101	0
Probable	50-59	Multiple Races	Female	104	0
Probable	60-69	Multiple Races	Female	79	Suppressed



Probable	70-79	Multiple Races	Female	34	0
Probable	80+	Multiple Races	Female	23	Suppressed
Probable	Unknown	Multiple Races	Female	32	0
Probable	0-9	Other	Female	51	0
Probable	10-19	Other	Female	107	0
Probable	20-29	Other	Female	158	0
Probable	30-39	Other	Female	117	0
Probable	40-49	Other	Female	113	0
Probable	50-59	Other	Female	66	Suppressed
Probable	60-69	Other	Female	42	Suppressed
Probable	70-79	Other	Female	21	0
Probable	80+	Other	Female	8	Suppressed
Probable	Unknown	Other	Female	14	0
Probable	0-9	Unknown	Female	201	0
Probable	10-19	Unknown	Female	663	0
Probable	20-29	Unknown	Female	1353	0
Probable	30-39	Unknown	Female	927	0
Probable	40-49	Unknown	Female	1016	0
Probable	50-59	Unknown	Female	1034	Suppressed
Probable	60-69	Unknown	Female	733	Suppressed
Probable	70-79	Unknown	Female	308	Suppressed
Probable	80+	Unknown	Female	215	21
Probable	Unknown	Unknown	Female	931	0
Probable	0-9	White	Female	655	0
Probable	10-19	White	Female	1513	Suppressed
Probable	20-29	White	Female	2040	0
Probable	30-39	White	Female	1531	0
Probable	40-49	White	Female	1568	Suppressed
Probable	50-59	White	Female	1670	14
Probable	60-69	White	Female	1142	28
Probable	70-79	White	Female	691	54
Probable	80+	White	Female	927	210
Probable	Unknown	White	Female	247	0
Probable	0-9	American Indian/Alaska Native	Male	15	0
Probable	10-19	American Indian/Alaska Native	Male	35	0
Probable	20-29	American Indian/Alaska Native	Male	36	0
Probable	30-39	American Indian/Alaska Native	Male	28	0
Probable	40-49	American Indian/Alaska Native	Male	29	0
Probable	50-59	American Indian/Alaska Native	Male	25	0
Probable	60-69	American Indian/Alaska Native	Male	15	Suppressed
Probable	70-79	American Indian/Alaska Native	Male	8	Suppressed
Probable	80+	American Indian/Alaska Native	Male	Suppressed	Suppressed
Probable	Unknown	American Indian/Alaska Native	Male	Suppressed	0
Probable	0-9	Asian/Pacific Islander	Male	24	0
Probable	10-19	Asian/Pacific Islander	Male	24	0
Probable	20-29	Asian/Pacific Islander	Male	58	0
Probable	30-39	Asian/Pacific Islander	Male	53	0
Probable	40-49	Asian/Pacific Islander	Male	38	0
Probable	50-59	Asian/Pacific Islander	Male	28	Suppressed
Probable	60-69	Asian/Pacific Islander	Male	12	Suppressed

Probable	70-79	Asian/Pacific Islander	Male	6	Suppressed
Probable	80+	Asian/Pacific Islander	Male	Suppressed	Suppressed
Probable	Unknown	Asian/Pacific Islander	Male	Suppressed	0
Probable	0-9	Black/African American	Male	55	0
Probable	10-19	Black/African American	Male	119	Suppressed
Probable	20-29	Black/African American	Male	287	0
Probable	30-39	Black/African American	Male	274	0
Probable	40-49	Black/African American	Male	221	8
Probable	50-59	Black/African American	Male	235	10
Probable	60-69	Black/African American	Male	171	22
Probable	70-79	Black/African American	Male	71	29
Probable	80+	Black/African American	Male	33	18
Probable	Unknown	Black/African American	Male	12	0
Probable	0-9	Multiple Races	Male	53	0
Probable	10-19	Multiple Races	Male	114	0
Probable	20-29	Multiple Races	Male	123	0
Probable	30-39	Multiple Races	Male	76	0
Probable	40-49	Multiple Races	Male	93	Suppressed
Probable	50-59	Multiple Races	Male	78	0
Probable	60-69	Multiple Races	Male	62	0
Probable	70-79	Multiple Races	Male	29	Suppressed
Probable	80+	Multiple Races	Male	11	Suppressed
Probable	Unknown	Multiple Races	Male	39	0
Probable	0-9	Other	Male	41	0
Probable	10-19	Other	Male	113	0
Probable	20-29	Other	Male	143	0
Probable	30-39	Other	Male	125	0
Probable	40-49	Other	Male	122	0
Probable	50-59	Other	Male	72	0
Probable	60-69	Other	Male	44	Suppressed
Probable	70-79	Other	Male	20	Suppressed
Probable	80+	Other	Male	Suppressed	Suppressed
Probable	Unknown	Other	Male	13	0
Probable	0-9	Unknown	Male	220	0
Probable	10-19	Unknown	Male	647	0
Probable	20-29	Unknown	Male	1178	0
Probable	30-39	Unknown	Male	919	Suppressed
Probable	40-49	Unknown	Male	817	Suppressed
Probable	50-59	Unknown	Male	887	0
Probable	60-69	Unknown	Male	558	Suppressed
Probable	70-79	Unknown	Male	235	9
Probable	80+	Unknown	Male	132	18
Probable	Unknown	Unknown	Male	773	0
Probable	0-9	White	Male	658	0
Probable	10-19	White	Male	1303	0
Probable	20-29	White	Male	1693	Suppressed
Probable	30-39	White	Male	1264	Suppressed
Probable	40-49	White	Male	1235	6
Probable	50-59	White	Male	1378	15
Probable	60-69	White	Male	998	44

Probable	70-79	White	Male	620	65
Probable	80+	White	Male	493	130
Probable	Unknown	White	Male	216	0
Probable	0-9	American Indian/Alaska Native	Unknown	0	0
Probable	10-19	American Indian/Alaska Native	Unknown	0	0
Probable	20-29	American Indian/Alaska Native	Unknown	Suppressed	0
Probable	30-39	American Indian/Alaska Native	Unknown	0	0
Probable	40-49	American Indian/Alaska Native	Unknown	Suppressed	0
Probable	50-59	American Indian/Alaska Native	Unknown	0	0
Probable	60-69	American Indian/Alaska Native	Unknown	0	0
Probable	70-79	American Indian/Alaska Native	Unknown	0	0
Probable	80+	American Indian/Alaska Native	Unknown	0	0
Probable	Unknown	American Indian/Alaska Native	Unknown	Suppressed	0
Probable	0-9	Asian/Pacific Islander	Unknown	0	0
Probable	10-19	Asian/Pacific Islander	Unknown	0	0
Probable	20-29	Asian/Pacific Islander	Unknown	Suppressed	0
Probable	30-39	Asian/Pacific Islander	Unknown	Suppressed	0
Probable	40-49	Asian/Pacific Islander	Unknown	Suppressed	0
Probable	50-59	Asian/Pacific Islander	Unknown	Suppressed	0
Probable	60-69	Asian/Pacific Islander	Unknown	0	0
Probable	70-79	Asian/Pacific Islander	Unknown	0	0
Probable	80+	Asian/Pacific Islander	Unknown	0	0
Probable	Unknown	Asian/Pacific Islander	Unknown	0	0
Probable	0-9	Black/African American	Unknown	Suppressed	0
Probable	10-19	Black/African American	Unknown	Suppressed	0
Probable	20-29	Black/African American	Unknown	Suppressed	0
Probable	30-39	Black/African American	Unknown	Suppressed	0
Probable	40-49	Black/African American	Unknown	Suppressed	0
Probable	50-59	Black/African American	Unknown	Suppressed	0
Probable	60-69	Black/African American	Unknown	Suppressed	0
Probable	70-79	Black/African American	Unknown	Suppressed	0
Probable	80+	Black/African American	Unknown	0	0
Probable	Unknown	Black/African American	Unknown	Suppressed	0
Probable	0-9	Multiple Races	Unknown	Suppressed	0
Probable	10-19	Multiple Races	Unknown	Suppressed	0
Probable	20-29	Multiple Races	Unknown	8	0
Probable	30-39	Multiple Races	Unknown	7	0
Probable	40-49	Multiple Races	Unknown	Suppressed	0
Probable	50-59	Multiple Races	Unknown	Suppressed	0
Probable	60-69	Multiple Races	Unknown	Suppressed	0
Probable	70-79	Multiple Races	Unknown	0	0
Probable	80+	Multiple Races	Unknown	0	0
Probable	Unknown	Multiple Races	Unknown	9	0
Probable	0-9	Other	Unknown	Suppressed	0
Probable	10-19	Other	Unknown	Suppressed	0
Probable	20-29	Other	Unknown	Suppressed	0
Probable	30-39	Other	Unknown	Suppressed	0
Probable	40-49	Other	Unknown	Suppressed	0
Probable	50-59	Other	Unknown	Suppressed	0
Probable	60-69	Other	Unknown	Suppressed	0

Probable	70-79	Other	Unknown	0	0
Probable	80+	Other	Unknown	0	0
Probable	Unknown	Other	Unknown	0	0
Probable	0-9	Unknown	Unknown	54	0
Probable	10-19	Unknown	Unknown	137	0
Probable	20-29	Unknown	Unknown	300	0
Probable	30-39	Unknown	Unknown	239	0
Probable	40-49	Unknown	Unknown	263	Suppressed
Probable	50-59	Unknown	Unknown	237	0
Probable	60-69	Unknown	Unknown	162	0
Probable	70-79	Unknown	Unknown	76	Suppressed
Probable	80+	Unknown	Unknown	28	0
Probable	Unknown	Unknown	Unknown	1315	0
Probable	0-9	White	Unknown	14	0
Probable	10-19	White	Unknown	32	0
Probable	20-29	White	Unknown	23	0
Probable	30-39	White	Unknown	14	0
Probable	40-49	White	Unknown	24	0
Probable	50-59	White	Unknown	21	0
Probable	60-69	White	Unknown	6	Suppressed
Probable	70-79	White	Unknown	10	0
Probable	80+	White	Unknown	Suppressed	0
Probable	Unknown	White	Unknown	27	0

# PUBLIC USE DATASETS

## COVID-19 Tests by County

### README

Data includes tests by type (diagnostic, serology or total combined) by county.

Diagnostic tests are used to find current infection and look for genes or proteins from the severe acute respiratory syndrome coronavirus 2 (SARS-CoV-2), the virus that causes COVID-19. These tests, which are performed as nasal swabs, include: Nucleic acid amplification test/real-time polymerase chain reaction (NAAT/RT-PCR) test and rapid virus antigen detection point of care (POC) tests.

Serology tests are used to look for the possibility of previous infection. Serology tests look for antibodies to SARS-CoV-2 in the blood. There are currently two types of serology tests: the enzyme-linked immunosorbent assay (ELISA) test and the rapid antibody detection POC test. Serology tests do not diagnose disease and do not guarantee immunity, but might provide information about previous infection.

Correctional includes state and federal prisons and county and city detection facilities.

Testing data represents total tests performed, not individuals tested. A single individual may have more than one test completed.

# COVID-19 TESTS BY COUNTY 2021-01-14

Updated	COUNTY	TestType	Count	RatePerMillion
2021/01/14 14:52:49	Alcona	Diagnostic	4506	433061
2021/01/14 14:52:49	Alcona	Serology	144	13840
2021/01/14 14:52:49	Alcona	Total	4650	446901
2021/01/14 14:52:49	Alger	Diagnostic	5334	585639
2021/01/14 14:52:49	Alger	Serology	318	34914
2021/01/14 14:52:49	Alger	Total	5652	620553
2021/01/14 14:52:49	Allegan	Serology	2150	18208
2021/01/14 14:52:49	Allegan	Diagnostic	83141	704101
2021/01/14 14:52:49	Allegan	Total	85291	722309
2021/01/14 14:52:49	Alpena	Diagnostic	12262	431685
2021/01/14 14:52:49	Alpena	Serology	492	17321
2021/01/14 14:52:49	Alpena	Total	12754	449005
2021/01/14 14:52:49	Antrim	Serology	511	21909
2021/01/14 14:52:49	Antrim	Diagnostic	14682	629480
2021/01/14 14:52:49	Antrim	Total	15193	651389
2021/01/14 14:52:49	Arenac	Serology	324	21770
2021/01/14 14:52:49	Arenac	Diagnostic	10247	688504
2021/01/14 14:52:49	Arenac	Total	10571	710273
2021/01/14 14:52:49	Baraga	Diagnostic	6390	778414
2021/01/14 14:52:49	Baraga	Serology	54	6578
2021/01/14 14:52:49	Baraga	Total	6444	784992
2021/01/14 14:52:49	Barry	Serology	1460	23721
2021/01/14 14:52:49	Barry	Diagnostic	38894	631909
2021/01/14 14:52:49	Barry	Total	40354	655630
2021/01/14 14:52:49	Bay	Serology	4980	48290
2021/01/14 14:52:49	Bay	Diagnostic	87308	846615
2021/01/14 14:52:49	Bay	Total	92288	894905
2021/01/14 14:52:49	Benzie	Serology	525	29551
2021/01/14 14:52:49	Benzie	Diagnostic	9281	522402
2021/01/14 14:52:49	Benzie	Total	9806	551953
2021/01/14 14:52:49	Berrien	Serology	4322	28175
2021/01/14 14:52:49	Berrien	Diagnostic	167570	1092366
2021/01/14 14:52:49	Berrien	Total	171892	1120540
2021/01/14 14:52:49	Branch	Diagnostic	27999	643404
2021/01/14 14:52:49	Branch	Serology	353	8112
2021/01/14 14:52:49	Branch	Total	28352	651515
2021/01/14 14:52:49	Calhoun	Diagnostic	138392	1031552
2021/01/14 14:52:49	Calhoun	Serology	1444	10763
2021/01/14 14:52:49	Calhoun	Total	139836	1042315
2021/01/14 14:52:49	Cass	Diagnostic	28133	543244
2021/01/14 14:52:49	Cass	Serology	511	9867
2021/01/14 14:52:49	Cass	Total	28644	553112
2021/01/14 14:52:49	Charlevoix	Serology	863	33011
2021/01/14 14:52:49	Charlevoix	Diagnostic	16212	620128
2021/01/14 14:52:49	Charlevoix	Total	17075	653139
2021/01/14 14:52:49	Cheboygan	Diagnostic	10150	401567
2021/01/14 14:52:49	Cheboygan	Serology	417	16498

2021/01/14 14:52:49	Cheboygan	Total	10567	418065
2021/01/14 14:52:49	Chippewa	Diagnostic	15871	424938
2021/01/14 14:52:49	Chippewa	Serology	225	6024
2021/01/14 14:52:49	Chippewa	Total	16096	430962
2021/01/14 14:52:49	Clare	Serology	736	23780
2021/01/14 14:52:49	Clare	Diagnostic	13724	443425
2021/01/14 14:52:49	Clare	Total	14460	467205
2021/01/14 14:52:49	Clinton	Diagnostic	42393	532609
2021/01/14 14:52:49	Clinton	Serology	3453	43382
2021/01/14 14:52:49	Clinton	Total	45846	575991
2021/01/14 14:52:49	Correctional	Serology	16963	
2021/01/14 14:52:49	Correctional	Diagnostic	475604	
2021/01/14 14:52:49	Correctional	Total	492567	
2021/01/14 14:52:49	Crawford	Diagnostic	7294	519923
2021/01/14 14:52:49	Crawford	Serology	226	16109
2021/01/14 14:52:49	Crawford	Total	7520	536033
2021/01/14 14:52:49	Delta	Diagnostic	30068	840264
2021/01/14 14:52:49	Delta	Serology	663	18528
2021/01/14 14:52:49	Delta	Total	30731	858792
2021/01/14 14:52:49	Detroit City	Diagnostic	540915	832428
2021/01/14 14:52:49	Detroit City	Serology	21115	32494
2021/01/14 14:52:49	Detroit City	Total	562030	864922
2021/01/14 14:52:49	Dickinson	Serology	127	5032
2021/01/14 14:52:49	Dickinson	Diagnostic	13173	521930
2021/01/14 14:52:49	Dickinson	Total	13300	526962
2021/01/14 14:52:49	Eaton	Diagnostic	86614	785486
2021/01/14 14:52:49	Eaton	Serology	5182	46995
2021/01/14 14:52:49	Eaton	Total	91796	832481
2021/01/14 14:52:49	Emmet	Diagnostic	21196	634326
2021/01/14 14:52:49	Emmet	Serology	1258	37648
2021/01/14 14:52:49	Emmet	Total	22454	671974
2021/01/14 14:52:49	Genesee	Diagnostic	266656	657091
2021/01/14 14:52:49	Genesee	Serology	16485	40622
2021/01/14 14:52:49	Genesee	Total	283141	697713
2021/01/14 14:52:49	Gladwin	Diagnostic	12229	480530
2021/01/14 14:52:49	Gladwin	Serology	779	30610
2021/01/14 14:52:49	Gladwin	Total	13008	511140
2021/01/14 14:52:49	Gogebic	Diagnostic	14698	1051735
2021/01/14 14:52:49	Gogebic	Serology	231	16530
2021/01/14 14:52:49	Gogebic	Total	14929	1068265
2021/01/14 14:52:49	Grand Traverse	Diagnostic	60698	652050
2021/01/14 14:52:49	Grand Traverse	Serology	4399	47256
2021/01/14 14:52:49	Grand Traverse	Total	65097	699306
2021/01/14 14:52:49	Gratiot	Diagnostic	38195	938199
2021/01/14 14:52:49	Gratiot	Serology	877	21542
2021/01/14 14:52:49	Gratiot	Total	39072	959741
2021/01/14 14:52:49	Hillsdale	Serology	750	16446
2021/01/14 14:52:49	Hillsdale	Diagnostic	31676	694573
2021/01/14 14:52:49	Hillsdale	Total	32426	711019
2021/01/14 14:52:49	Houghton	Diagnostic	32773	918423

2021/01/14 14:52:49	Houghton	Serology	234	6558
2021/01/14 14:52:49	Houghton	Total	33007	924980
2021/01/14 14:52:49	Huron	Diagnostic	21830	704625
2021/01/14 14:52:49	Huron	Serology	525	16946
2021/01/14 14:52:49	Huron	Total	22355	721571
2021/01/14 14:52:49	Ingham	Serology	17292	59137
2021/01/14 14:52:49	Ingham	Diagnostic	240446	822302
2021/01/14 14:52:49	Ingham	Total	257738	881439
2021/01/14 14:52:49	Ionia	Serology	1805	27899
2021/01/14 14:52:49	Ionia	Diagnostic	54071	835757
2021/01/14 14:52:49	Ionia	Total	55876	863657
2021/01/14 14:52:49	Iosco	Serology	445	17710
2021/01/14 14:52:49	Iosco	Diagnostic	17423	693398
2021/01/14 14:52:49	Iosco	Total	17868	711108
2021/01/14 14:52:49	Iron	Diagnostic	18958	1713175
2021/01/14 14:52:49	Iron	Serology	110	9940
2021/01/14 14:52:49	Iron	Total	19068	1723116
2021/01/14 14:52:49	Isabella	Diagnostic	36520	522670
2021/01/14 14:52:49	Isabella	Serology	1020	14598
2021/01/14 14:52:49	Isabella	Total	37540	537268
2021/01/14 14:52:49	Jackson	Diagnostic	148431	936414
2021/01/14 14:52:49	Jackson	Serology	2708	17084
2021/01/14 14:52:49	Jackson	Total	151139	953498
2021/01/14 14:52:49	Kalamazoo	Diagnostic	212978	803490
2021/01/14 14:52:49	Kalamazoo	Serology	5656	21338
2021/01/14 14:52:49	Kalamazoo	Total	218634	824829
2021/01/14 14:52:49	Kalkaska	Diagnostic	12570	696862
2021/01/14 14:52:49	Kalkaska	Serology	482	26721
2021/01/14 14:52:49	Kalkaska	Total	13052	723584
2021/01/14 14:52:49	Kent	Diagnostic	626547	953714
2021/01/14 14:52:49	Kent	Serology	34784	52947
2021/01/14 14:52:49	Kent	Total	661331	1006661
2021/01/14 14:52:49	Keweenaw	Diagnostic	1573	743384
2021/01/14 14:52:49	Keweenaw	Serology	30	14178
2021/01/14 14:52:49	Keweenaw	Total	1603	757561
2021/01/14 14:52:49	Lake	Diagnostic	7923	668438
2021/01/14 14:52:49	Lake	Serology	166	14005
2021/01/14 14:52:49	Lake	Total	8089	682443
2021/01/14 14:52:49	Lapeer	Diagnostic	44283	505473
2021/01/14 14:52:49	Lapeer	Serology	2587	29530
2021/01/14 14:52:49	Lapeer	Total	46870	535003
2021/01/14 14:52:49	Leelanau	Serology	675	31019
2021/01/14 14:52:49	Leelanau	Diagnostic	9731	447176
2021/01/14 14:52:49	Leelanau	Total	10406	478195
2021/01/14 14:52:49	Lenawee	Diagnostic	82067	833582
2021/01/14 14:52:49	Lenawee	Serology	1538	15622
2021/01/14 14:52:49	Lenawee	Total	83605	849204
2021/01/14 14:52:49	Livingston	Serology	6554	34136
2021/01/14 14:52:49	Livingston	Diagnostic	138710	722467
2021/01/14 14:52:49	Livingston	Total	145264	756603



2021/01/14 14:52:49	Luce	Diagnostic	4078	654680
2021/01/14 14:52:49	Luce	Serology	35	5619
2021/01/14 14:52:49	Luce	Total	4113	660299
2021/01/14 14:52:49	Mackinac	Serology	101	9353
2021/01/14 14:52:49	Mackinac	Diagnostic	5804	537457
2021/01/14 14:52:49	Mackinac	Total	5905	546810
2021/01/14 14:52:49	Macomb	Serology	45888	52505
2021/01/14 14:52:49	Macomb	Diagnostic	600593	687199
2021/01/14 14:52:49	Macomb	Total	646481	739704
2021/01/14 14:52:49	Manistee	Diagnostic	12841	522885
2021/01/14 14:52:49	Manistee	Serology	677	27567
2021/01/14 14:52:49	Manistee	Total	13518	550452
2021/01/14 14:52:49	Marquette	Diagnostic	89875	1347471
2021/01/14 14:52:49	Marquette	Serology	1149	17227
2021/01/14 14:52:49	Marquette	Total	91024	1364698
2021/01/14 14:52:49	Mason	Diagnostic	23566	808606
2021/01/14 14:52:49	Mason	Serology	785	26935
2021/01/14 14:52:49	Mason	Total	24351	835541
2021/01/14 14:52:49	Mecosta	Diagnostic	28113	646975
2021/01/14 14:52:49	Mecosta	Serology	726	16708
2021/01/14 14:52:49	Mecosta	Total	28839	663683
2021/01/14 14:52:49	Menominee	Diagnostic	16963	744644
2021/01/14 14:52:49	Menominee	Serology	106	4653
2021/01/14 14:52:49	Menominee	Total	17069	749298
2021/01/14 14:52:49	Midland	Serology	5123	61607
2021/01/14 14:52:49	Midland	Diagnostic	41023	493326
2021/01/14 14:52:49	Midland	Total	46146	554933
2021/01/14 14:52:49	Missaukee	Serology	430	28443
2021/01/14 14:52:49	Missaukee	Diagnostic	7259	480156
2021/01/14 14:52:49	Missaukee	Total	7689	508599
2021/01/14 14:52:49	Monroe	Serology	4252	28252
2021/01/14 14:52:49	Monroe	Diagnostic	105846	703296
2021/01/14 14:52:49	Monroe	Total	110098	731548
2021/01/14 14:52:49	Montcalm	Serology	1789	28002
2021/01/14 14:52:49	Montcalm	Diagnostic	54403	851537
2021/01/14 14:52:49	Montcalm	Total	56192	879539
2021/01/14 14:52:49	Montmorency	Diagnostic	4738	507933
2021/01/14 14:52:49	Montmorency	Serology	245	26265
2021/01/14 14:52:49	Montmorency	Total	4983	534198
2021/01/14 14:52:49	Muskegon	Serology	2785	16046
2021/01/14 14:52:49	Muskegon	Diagnostic	153254	882972
2021/01/14 14:52:49	Muskegon	Total	156039	899018
2021/01/14 14:52:49	Newaygo	Diagnostic	31076	634463
2021/01/14 14:52:49	Newaygo	Serology	1290	26337
2021/01/14 14:52:49	Newaygo	Total	32366	660800
2021/01/14 14:52:49	Oakland	Diagnostic	953226	757982
2021/01/14 14:52:49	Oakland	Serology	92894	73867
2021/01/14 14:52:49	Oakland	Total	1046120	831849
2021/01/14 14:52:49	Oceana	Diagnostic	25462	962028
2021/01/14 14:52:49	Oceana	Serology	650	24559

2021/01/14 14:52:49	Oceana	Total	26112	986587
2021/01/14 14:52:49	Ogemaw	Diagnostic	12449	592894
2021/01/14 14:52:49	Ogemaw	Serology	369	17574
2021/01/14 14:52:49	Ogemaw	Total	12818	610468
2021/01/14 14:52:49	Ontonagon	Serology	63	11014
2021/01/14 14:52:49	Ontonagon	Diagnostic	5909	1033042
2021/01/14 14:52:49	Ontonagon	Total	5972	1044056
2021/01/14 14:52:49	Osceola	Serology	626	26684
2021/01/14 14:52:49	Osceola	Diagnostic	16701	711893
2021/01/14 14:52:49	Osceola	Total	17327	738576
2021/01/14 14:52:49	Oscoda	Serology	174	21114
2021/01/14 14:52:49	Oscoda	Diagnostic	3784	459168
2021/01/14 14:52:49	Oscoda	Total	3958	480282
2021/01/14 14:52:49	Otsego	Diagnostic	13414	543781
2021/01/14 14:52:49	Otsego	Serology	658	26674
2021/01/14 14:52:49	Otsego	Total	14072	570456
2021/01/14 14:52:49	Ottawa	Serology	10686	36617
2021/01/14 14:52:49	Ottawa	Diagnostic	265511	909814
2021/01/14 14:52:49	Ottawa	Total	276197	946431
2021/01/14 14:52:49	Presque Isle	Serology	337	26763
2021/01/14 14:52:49	Presque Isle	Diagnostic	7338	582751
2021/01/14 14:52:49	Presque Isle	Total	7675	609514
2021/01/14 14:52:49	Roscommon	Serology	529	22024
2021/01/14 14:52:49	Roscommon	Diagnostic	13052	543403
2021/01/14 14:52:49	Roscommon	Total	13581	565427
2021/01/14 14:52:49	Saginaw	Diagnostic	176697	927353
2021/01/14 14:52:49	Saginaw	Serology	6479	34004
2021/01/14 14:52:49	Saginaw	Total	183176	961357
2021/01/14 14:52:49	Sanilac	Serology	901	21885
2021/01/14 14:52:49	Sanilac	Diagnostic	34238	831625
2021/01/14 14:52:49	Sanilac	Total	35139	853510
2021/01/14 14:52:49	Schoolcraft	Serology	54	6672
2021/01/14 14:52:49	Schoolcraft	Diagnostic	4662	575982
2021/01/14 14:52:49	Schoolcraft	Total	4716	582654
2021/01/14 14:52:49	Shiawassee	Diagnostic	46874	688089
2021/01/14 14:52:49	Shiawassee	Serology	2120	31121
2021/01/14 14:52:49	Shiawassee	Total	48994	719210
2021/01/14 14:52:49	St Clair	Serology	6321	39723
2021/01/14 14:52:49	St Clair	Diagnostic	96529	606612
2021/01/14 14:52:49	St Clair	Total	102850	646335
2021/01/14 14:52:49	St Joseph	Serology	1263	20717
2021/01/14 14:52:49	St Joseph	Diagnostic	41163	675202
2021/01/14 14:52:49	St Joseph	Total	42426	695919
2021/01/14 14:52:49	Tuscola	Diagnostic	45298	867030
2021/01/14 14:52:49	Tuscola	Serology	1488	28481
2021/01/14 14:52:49	Tuscola	Total	46786	895512
2021/01/14 14:52:49	Unknown	Serology	21108	
2021/01/14 14:52:49	Unknown	Diagnostic	414281	
2021/01/14 14:52:49	Unknown	Total	435389	
2021/01/14 14:52:49	Van Buren	Diagnostic	68765	908664

2021/01/14 14:52:49	Van Buren	Serology	1390	18368
2021/01/14 14:52:49	Van Buren	Total	70155	927032
2021/01/14 14:52:49	Washtenaw	Diagnostic	377133	1025930
2021/01/14 14:52:49	Washtenaw	Serology	14754	40136
2021/01/14 14:52:49	Washtenaw	Total	391887	1066066
2021/01/14 14:52:49	Wayne	Serology	61927	56103
2021/01/14 14:52:49	Wayne	Diagnostic	948900	859657
2021/01/14 14:52:49	Wayne	Total	1010827	915760
2021/01/14 14:52:49	Wexford	Serology	832	24739
2021/01/14 14:52:49	Wexford	Diagnostic	19781	588178
2021/01/14 14:52:49	Wexford	Total	20613	612917

# PUBLIC USE DATASETS

## Diagnostic Tests by Result and County

### README

Data include diagnostic tests for COVID-19 by date and county.

Diagnostic tests are used to find current infection and look for genes or proteins from the severe acute respiratory syndrome coronavirus 2 (SARS-CoV-2), the virus that causes COVID-19. These tests, which are performed as nasal swabs, include: Nucleic acid amplification test/real-time polymerase chain reaction (NAAT/RT-PCR) test and rapid virus antigen detection point of care (POC) tests.

Correctional includes state and federal prisons and county and city detection facilities.

Testing data represents total tests performed, not individuals tested. A single individual may have more than one test completed.

The total number of positive tests may exceed the number of confirmed cases due to 1) a single individual may have more than one test performed; 2) MDHHS may receive data on positive tests in advance of a local health department classifying an individual as a confirmed or probable case, and 3) although efforts have been made to de-duplicate testing data, some duplication may occur.

**DIAGNOSTIC TESTS BY RESULT AND COUNTY 2021-01-14**

MessageDate	COUNTY	Negative	Positive	Total
1/13/2021	Alcona	19	1	20
1/13/2021	Alger	121	3	124
1/13/2021	Allegan	454	39	493
1/13/2021	Alpena	122	9	131
1/13/2021	Antrim	152	6	158
1/13/2021	Arenac	44	2	46
1/13/2021	Baraga	23	0	23
1/13/2021	Barry	181	23	204
1/13/2021	Bay	598	37	635
1/13/2021	Benzie	25	3	28
1/13/2021	Berrien	1071	94	1165
1/13/2021	Branch	122	32	154
1/13/2021	Calhoun	675	47	722
1/13/2021	Cass	129	12	141
1/13/2021	Charlevoix	110	3	113
1/13/2021	Cheboygan	50	3	53
1/13/2021	Chippewa	53	6	59
1/13/2021	Clare	142	6	148
1/13/2021	Clinton	160	7	167
1/13/2021	Correctional	2207	41	2248
1/13/2021	Crawford	18	3	21
1/13/2021	Delta	164	4	168
1/13/2021	Detroit City	2294	105	2399
1/13/2021	Dickinson	42	3	45
1/13/2021	Eaton	396	31	427
1/13/2021	Emmet	81	3	84
1/13/2021	Genesee	1749	100	1849
1/13/2021	Gladwin	194	7	201
1/13/2021	Gogebic	38	1	39
1/13/2021	Grand Traverse	239	42	281
1/13/2021	Gratiot	162	7	169
1/13/2021	Hillsdale	291	32	323
1/13/2021	Houghton	190	21	211
1/13/2021	Huron	113	10	123
1/13/2021	Ingham	1058	71	1129
1/13/2021	Ionia	182	16	198
1/13/2021	Iosco	83	7	90
1/13/2021	Iron	122	0	122
1/13/2021	Isabella	174	9	183
1/13/2021	Jackson	632	51	683
1/13/2021	Kalamazoo	950	78	1028
1/13/2021	Kalkaska	30	0	30
1/13/2021	Kent	2808	253	3061
1/13/2021	Keweenaw	8	0	8
1/13/2021	Lake	103	1	104
1/13/2021	Lapeer	211	13	224
1/13/2021	Leelanau	32	4	36

1/13/2021	Lenawee	614	117	731
1/13/2021	Livingston	609	52	661
1/13/2021	Luce	11	0	11
1/13/2021	Mackinac	46	1	47
1/13/2021	Macomb	2759	213	2972
1/13/2021	Manistee	22	5	27
1/13/2021	Marquette	896	10	906
1/13/2021	Mason	101	13	114
1/13/2021	Mecosta	68	5	73
1/13/2021	Menominee	112	3	115
1/13/2021	Midland	358	31	389
1/13/2021	Missaukee	16	3	19
1/13/2021	Monroe	716	60	776
1/13/2021	Montcalm	171	16	187
1/13/2021	Montmorency	27	0	27
1/13/2021	Muskegon	819	80	899
1/13/2021	Newaygo	126	14	140
1/13/2021	Oakland	5893	323	6216
1/13/2021	Oceana	104	19	123
1/13/2021	Ogemaw	41	2	43
1/13/2021	Ontonagon	23	0	23
1/13/2021	Osceola	44	2	46
1/13/2021	Oscoda	13	3	16
1/13/2021	Otsego	78	2	80
1/13/2021	Ottawa	1676	121	1797
1/13/2021	Presque Isle	14	0	14
1/13/2021	Roscommon	42	4	46
1/13/2021	Saginaw	1281	110	1391
1/13/2021	Sanilac	257	8	265
1/13/2021	Schoolcraft	95	0	95
1/13/2021	Shiawassee	261	28	289
1/13/2021	St Clair	323	30	353
1/13/2021	St Joseph	98	18	116
1/13/2021	Tuscola	179	19	198
1/13/2021	Unknown	2511	44	2555
1/13/2021	Van Buren	283	17	300
1/13/2021	Washtenaw	2002	76	2078
1/13/2021	Wayne	4251	356	4607
1/13/2021	Wexford	53	6	59