



Western Michigan University
ScholarWorks at WMU

Cumulative Michigan COVID-19 Data

Michigan COVID-19 State Data

1-23-2021

2021-01-23_MichiganOverview_COVIDstats

Michigan Department of Health & Human Services

Follow this and additional works at: <https://scholarworks.wmich.edu/michigan-covid-data-state-cumulative>



Part of the Public Health Commons

WMU ScholarWorks Citation

Michigan Department of Health & Human Services, "2021-01-23_MichiganOverview_COVIDstats" (2021).
Cumulative Michigan COVID-19 Data. 283.

<https://scholarworks.wmich.edu/michigan-covid-data-state-cumulative/283>

This Website is brought to you for free and open access
by the Michigan COVID-19 State Data at ScholarWorks at
WMU. It has been accepted for inclusion in Cumulative
Michigan COVID-19 Data by an authorized administrator
of ScholarWorks at WMU. For more information, please
contact wmu-scholarworks@wmich.edu.



Coronavirus

MI SAFE START

CONTAIN COVID

RESOURCES

PRESS RELEASES

DONATE

VIDEO UPDATES

CORONAVIRUS / MICHIGAN DATA

Michigan Data

Hospitals

Long Term
Care Facilities

Coronavirus
Symptoms

Cumulative
Recovered

Outbreak
Reporting

School-Related
Outbreak
Reporting

Wastewater
Surveillance

Testing
Turnaround
Time

MIS-C Data
and Reporting

Data and
Modeling
Updates

Note on deaths (01/23/21): Regular reviews of death certificate data maintained in Vital Records reporting systems are conducted by MDHHS staff three times per week. As a part of this process, records that identify COVID-19 infection as a contributing factor to death are compared against all laboratory confirmed cases of COVID-19 in the Michigan Disease Surveillance System (MDSS). If a death certificate is matched to a confirmed COVID-19 case and that record in the MDSS does not indicate the individual died, the MDSS record is updated to indicate the death and the appropriate local health department is notified. These matched deaths are then included with mortality information posted to the Michigan Coronavirus website. As a result of the most recent assessment, today’s data includes **205** additional deaths identified by this methodology.

The State of Michigan is working around the clock to test and treat COVID-19 patients. Below is the most recent data healthcare experts across the state have compiled. It is updated Monday - Saturday.

CURRENT STATUS

DAILY CASES

CUMULATIVE TRENDS

DEMOGRAPHICS

TOTAL TESTING

DIAGNOSTIC TESTING

LEARN MORE

View Cases

View Deaths

View Table

Select Preparedness Region:

All

Select County:

All

This report is provisional and subject to change. City of Detroit and Wayne County are reported separately. MDHHS began tracking probable cases April 5, 2020. FCI indicates federal correctional institute. MDOC indicates Michigan Department of Corrections. Diagnostic tests, including nucleic acid amplification/real-time polymerase chain reaction (NAAT/RT-PCR) and rapid virus antigen detection point of care (POC) tests, look for current infection. Serology (antibody) tests are used to look for the possibility of previous infection.

Source: Michigan Disease Surveillance System (MDSS) and Vital Records.

COVID-19 Cases by County

Confirmed cases include individuals with a positive diagnostic test for COVID-19. Probable cases include individuals with COVID-19 symptoms and an epidemiologic link to confirmed COVID-19, but no diagnostic test.

Cases by County

17-412

413-2005

2006-10500

10501-68956

68957+

Michigan

Saturday, January 23, 2021

Michigan (Statewide) Case Fatality Rate

2.6%

Current Totals

Case Status	Cases	Deaths
Confirmed	548,069	14,291
Probable	48,677	890
Total	596,746	15,181

Laboratory Testing

Test Type	Tests Performed
Diagnostic	9,182,223
Serology	476,180
Total	9,658,403

Microsoft Power BI

< 1 of 7 >

Have questions?
Chat with Robin

Cases by Hispanic/Latino Ethnicity

https://www.michigan.gov/coronavirus/0,9753,7-406-98163_98173---,00.html

1/2

PUBLIC USE DATASETS 01/23/2021

(Downloadable .xlsx files)

[Cases and Deaths by County](#)[Cases and Deaths by County by Date of Onset of Symptoms and Date of Death](#)[Cases by Demographics Statewide](#)[COVID-19 Tests by County](#)[Diagnostic Tests by Result and County](#)

Hispanic/Latino Ethnicity	Percentage of Overall Cases by Ethnicity	Percentage of Deceased Cases by Ethnicity
Hispanic/Latino	5.63%	2.96%
Non-Hispanic Latino	69.56%	84.19%
Unknown	24.82%	12.85%

*Totals may not add to 100% due to rounding***Cases by Arab Ethnicity**

Arab Ethnicity	Percentage of Overall Cases by Ethnicity	Percentage of Deceased Cases by Ethnicity
Arab	2.93%	1.77%
Non-Arab	50.46%	54.90%
Unknown	46.61%	43.33%

Totals may not add to 100% due to rounding

[MICHIGAN.GOV HOME](#)
[ADA](#)
[MICHIGAN NEWS](#)
[POLICIES](#)

COPYRIGHT 2021 STATE OF MICHIGAN

Cumulative Total of Recovered COVID-19 Cases

Cumulative Total of Recovered COVID-19 Cases (as of 1/22/2021): **463,106**

During this response, MDHHS is reviewing vital records statistics to identify any laboratory confirmed COVID-19 cases who are 30 days out from their onset of illness to represent recovery status. As the pandemic continues to impact Michigan, this pool will expand to include more cases. Recovered is defined as the number of persons with a confirmed COVID-19 diagnosis who are alive 30 days post-onset (or referral date if onset is not available). The number of persons recovered on January 22, 2021 represents COVID-19 confirmed individuals with an onset date on or prior to December 23, 2020. If an individual dies from a COVID-related cause >30 days from onset/referral, they are removed from the number of persons recovered. These numbers will be updated every Saturday.

Source: Michigan Disease Surveillance System and Vital Records



Have questions?
 Chat with Robin

[View Cases](#)[View Deaths](#)[View Table](#)

Select Preparedness Region:

All



Select County:

All



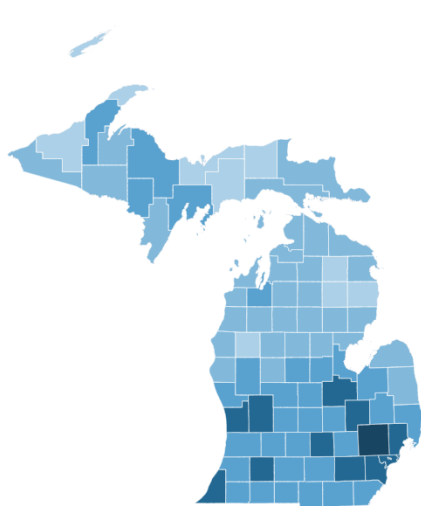
This report is provisional and subject to change. City of Detroit and Wayne County are reported separately. MDHHS began tracking probable cases April 5, 2020. FCI indicates federal correctional institute. MDOC indicates Michigan Department of Corrections. Diagnostic tests, including nucleic acid amplification/real-time polymerase chain reaction (NAAT/RT-PCR) and rapid virus antigen detection point of care (POC) tests, look for current infection. Serology (antibody) tests are used to look for the possibility of previous infection.

Source: Michigan Disease Surveillance System (MDSS) and Vital Records.

COVID-19 Cases by County

Confirmed cases include individuals with a positive diagnostic test for COVID-19. Probable cases include individuals with COVID-19 symptoms and an epidemiologic link to confirmed COVID-19, but no diagnostic test.

Cases by County



17-412

413-2005

2006-10500

10501-68956

68957+

Michigan

Saturday, January 23, 2021

Michigan (Statewide) Case Fatality Rate

2.6%

Current Totals

Case Status	Cases	Deaths
Confirmed	548,069	14,291
Probable	48,677	890
Total	596,746	15,181

Laboratory Testing

Test Type	Tests Performed
Diagnostic	9,182,223
Serology	476,180
Total	9,658,403

View Cases

View Deaths

View Table

Select Preparedness Region:

All

Select County:

All

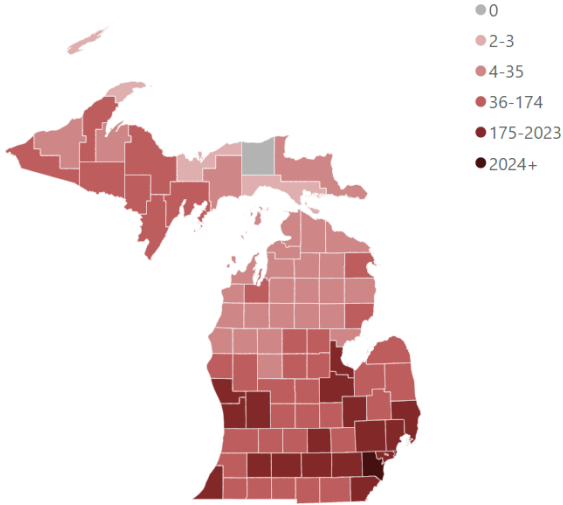
This report is provisional and subject to change. City of Detroit and Wayne County are reported separately. MDHHS began tracking probable cases April 5, 2020. FCI indicates federal correctional institute. MDOC indicates Michigan Department of Corrections. Diagnostic tests, including nucleic acid amplification/real-time polymerase chain reaction (NAAT/RT-PCR) and rapid virus antigen detection point of care (POC) tests, look for current infection. Serology (antibody) tests are used to look for the possibility of previous infection.

Source: Michigan Disease Surveillance System (MDSS) and Vital Records.

COVID-19 Deaths by County

Confirmed deaths include individuals who had a confirmed COVID-19 infection and are classified as deceased by the case investigation, have COVID-19 indicated as a cause of death on their death certificate, or who die within 30 days of infection and their manner of death is listed as natural. Probable deaths include individuals who have COVID indicated on their death certificate, but have not had a positive diagnostic test.

Deaths by County



Michigan

Saturday, January 23, 2021

Michigan (Statewide) Case Fatality Rate

2.6%

Current Totals

Case Status	Cases	Deaths
Confirmed	548,069	14,291
Probable	48,677	890
Total	596,746	15,181

Laboratory Testing

Test Type	Tests Performed
Diagnostic	9,182,223
Serology	476,180
Total	9,658,403

Confirmed Cases

Deaths

View Table

Select Preparedness Region:

All

Select County:

All

Cases are shown by onset date or by lab specimen collection date if onset date was unavailable. Deaths are shown by date of death or date of last status update if date of death was unavailable. Tracking of probable cases and deaths did not begin until April 5, 2020, therefore only probable cases referred for investigation on or after April 5, 2020 are displayed (onset may have been prior).

Notes: FCI indicates federal correctional institute. MDOC indicates Michigan Department of Corrections.

Daily Cases by Status

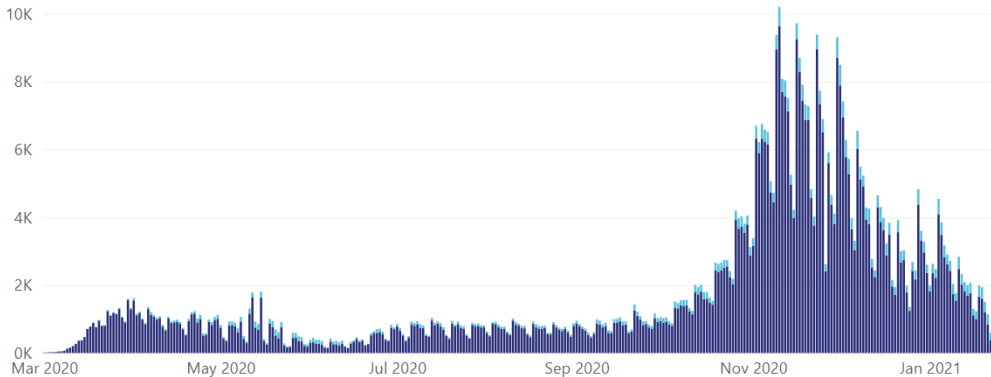
The number of daily confirmed cases represent the total number of people who had a positive diagnostic test for COVID-19 by the date of the onset of their symptoms.

Filter by Date:

3/1/2020

1/23/2021

Cases by Date of Onset

Case Status ● Confirmed ● Probable

Confirmed Cases

Deaths

View Table

Select Preparedness Region:

All

Select County:

All

Cases are shown by onset date or by lab specimen collection date if onset date was unavailable. Deaths are shown by date of death or date of last status update if date of death was unavailable. Tracking of probable cases and deaths did not begin until April 5, 2020, therefore only probable cases referred for investigation on or after April 5, 2020 are displayed (onset may have been prior).

Notes: FCI indicates federal correctional institute. MDOC indicates Michigan Department of Corrections.

Daily Deaths by Status

Confirmed deaths include individuals who had a confirmed COVID-19 infection and are classified as deceased by the case investigation, have COVID-19 indicated as a cause of death on their death certificate, or who die within 30 days of infection and their manner of death is listed as natural. Data are shown by the date of death.

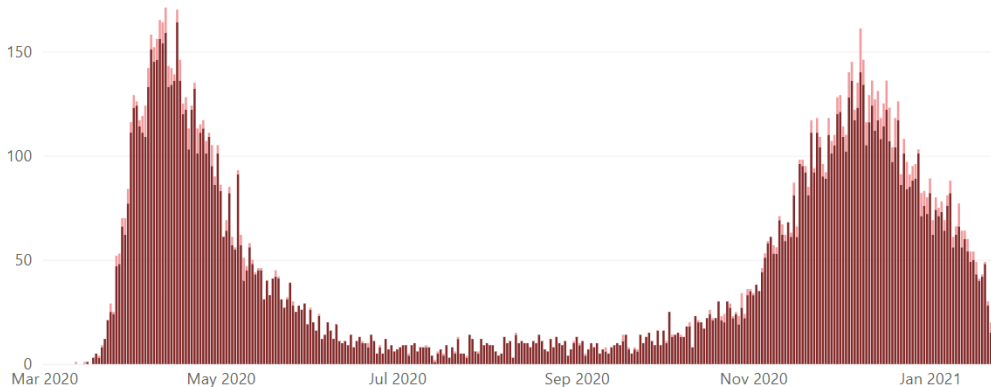
Filter by Date:

3/1/2020

1/23/2021

Deaths by Date of Death

Case Status ● Confirmed ● Probable



View Table

View Chart

Select Preparedness Region:

All

Select County:

All

Cases are shown by onset date or by lab specimen collection date if onset date was unavailable. Deaths are shown by date of death or date of last status update if date of death was unavailable. Tracking of probable cases and deaths did not begin until April 5, 2020, therefore these data are not displayed by date.

Notes: FCI indicates federal correctional institute. MDOC indicates Michigan Department of Corrections.

Cumulative Confirmed Cases and Deaths among Confirmed Cases

Cumulative cases represent the total number of people who had a positive diagnostic test for COVID-19. Cases are shown by the date of onset of symptoms. Cumulative Deaths represent the total number of people who had a confirmed COVID-19 infection and are classified as deceased by the case investigation, have COVID-19 indicated as a cause of death on their death certificate, or who die within 30 days of infection and their manner of death is listed as natural. Deaths are shown by date of death.

Filter By Date:

3/1/2020

1/23/2021

Cumulative Confirmed Cases and Deaths among Confirmed Cases by Date

● Confirmed Cases ● Deaths

0.5M

0.4M

0.3M

0.2M

0.1M

0.0M

Mar 2020

May 2020

Jul 2020

Sep 2020

Nov 2020

Jan 2021

Cases by Demographic Characteristics

Data are suppressed when the number of cases is five or below to protect the confidentiality of individuals. The sum of the cases for individual categories may be fewer than the total number of cases due to data suppression. Rates are not calculated for multiple races, other, and unknown race categories due to the unavailability of an appropriate denominator.

Cases

Deaths

Select case status:

- ☒ Confirmed
☐ Probable

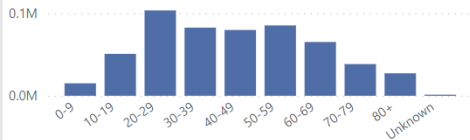
Select Preparedness Region:

All

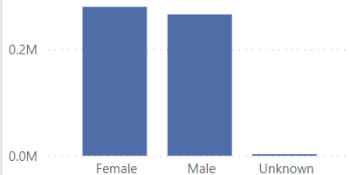
Select county:

All

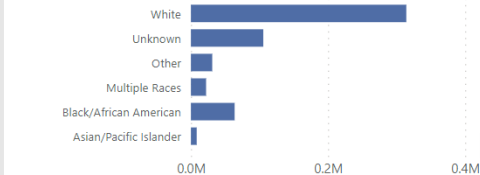
Cases by Age Group



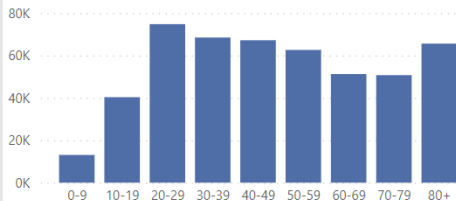
Cases by Sex



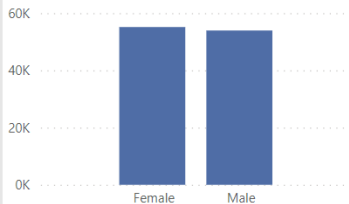
Cases by Race



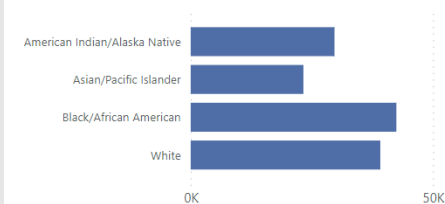
Cases per Million by Age Group



Cases per Million by Sex



Cases per Million by Race



Cases by Demographic Characteristics

Data are suppressed when the number of cases is five or below to protect the confidentiality of individuals. The sum of the cases for individual categories may be fewer than the total number of cases due to data suppression. Rates are not calculated for multiple races, other, and unknown race categories due to the unavailability of an appropriate denominator.

Cases

Deaths

Select case status:

- ☐ Confirmed
☒ Probable

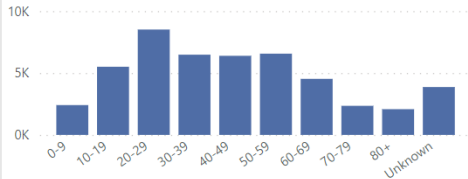
Select Preparedness Region:

All

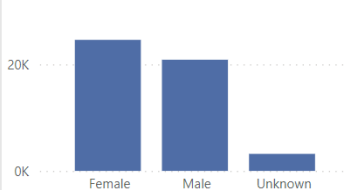
Select county:

All

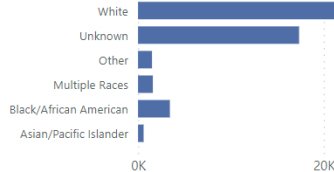
Cases by Age Group



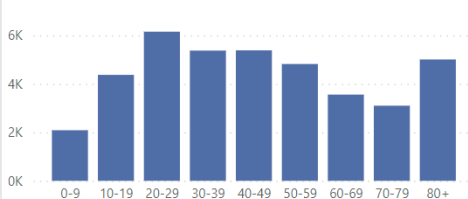
Cases by Sex



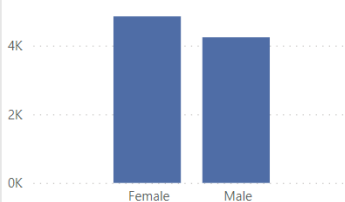
Cases by Race



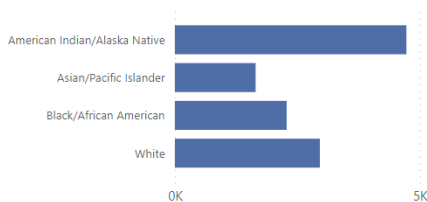
Cases per Million by Age Group



Cases per Million by Sex



Cases per Million by Race



Deaths by Demographic Characteristics

Data are suppressed when the number of deaths is five or below to protect the confidentiality of individuals. The sum of the deaths for individual categories may be fewer than the total number of deaths due to data suppression. Rates are not calculated for multiple races, other, and unknown race categories due to the unavailability of an appropriate denominator.

Cases

Deaths

Select case status:

- ☒ Confirmed
☐ Probable

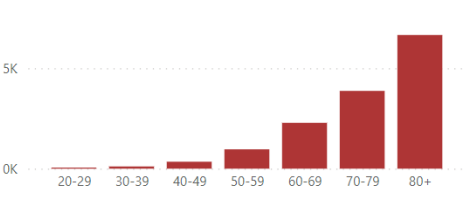
Select Preparedness Region:

All

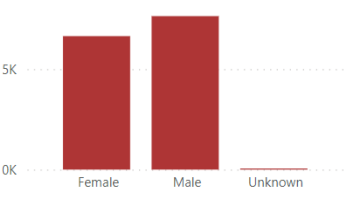
Select county:

All

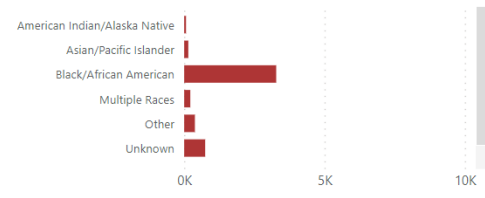
Deaths by Age Group



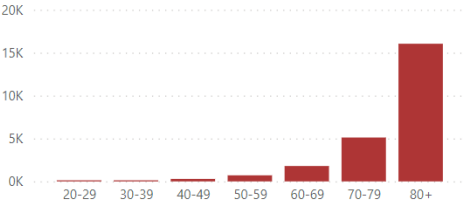
Deaths by Sex



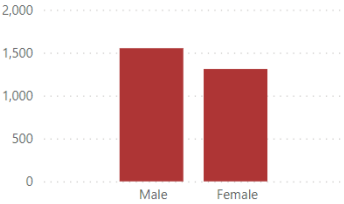
Deaths by Race



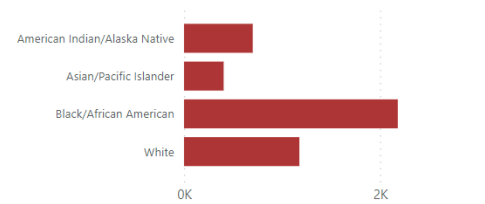
Deaths per Million by Age Group



Deaths per Million by Sex



Deaths per Million by Race



Deaths by Demographic Characteristics

Data are suppressed when the number of deaths is five or below to protect the confidentiality of individuals. The sum of the deaths for individual categories may be fewer than the total number of deaths due to data suppression. Rates are not calculated for multiple races, other, and unknown race categories due to the unavailability of an appropriate denominator.

Cases

Deaths

Select case status:

- ☐ Confirmed
☒ Probable

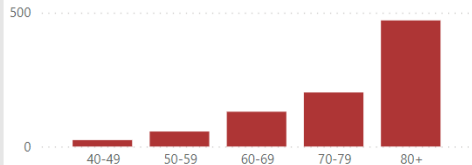
Select Preparedness Region:

All

Select county:

All

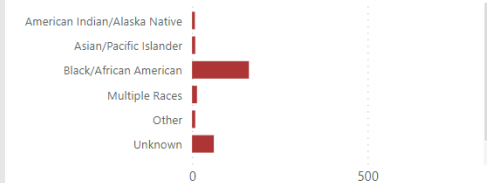
Deaths by Age Group



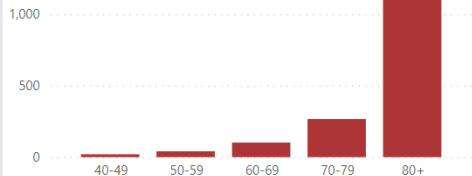
Deaths by Sex



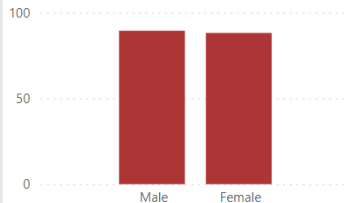
Deaths by Race



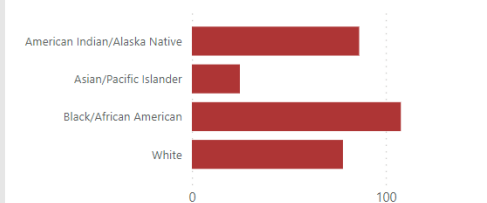
Deaths per Million by Age Group



Deaths per Million by Sex



Deaths per Million by Race



[View Table](#)[View Charts](#)

Select Preparedness Region:

All

Select County:

All

Diagnostic tests are used to find current infection and look for genes or proteins from the severe acute respiratory syndrome coronavirus 2 (SARS-CoV-2), the virus that causes COVID-19. These tests, which are performed as nasal swabs, include: Nucleic acid amplification test/real-time polymerase chain reaction (NAAT/RT-PCR) test and rapid virus antigen detection point of care (POC) tests.

Serology tests are used to look for the possibility of previous infection. Serology tests look for antibodies to SARS-CoV-2 in the blood. There are currently two types of serology tests: the enzyme-linked immunosorbent assay (ELISA) test and the rapid antibody detection POC test. Serology tests do not diagnose disease and do not guarantee immunity, but might provide information about previous infection.

Total Covid-19 Laboratory Tests

Total testing includes both diagnostic tests which are used to determine if an individual currently has COVID-19 and serology testing which is used to determine if a person has antibodies to Covid-19.

Filter by Date:

3/10/2020

1/22/2021

Total Laboratory Tests by Type and Date

Test Type ● Diagnostic ● Serology

100K

50K

0K

May 2020

Jul 2020

Sep 2020

Nov 2020

Jan 2021

Total Tests Completed to Date

Test Type	Count	Tests per Million Residents
Diagnostic	9,182,223	919,037
Serology	476,180	47,660
Total	9,658,403	966,698

Percent of Tests Completed by Type

4.93%



Test Type

● Diagnostic

● Serology

[View Table](#)[View Charts](#)

Select Preparedness Region

All



Select County

All



Diagnostic tests are used to find current infection and look for genes or proteins from the severe acute respiratory syndrome coronavirus 2 (SARS-CoV-2), the virus that causes COVID-19. These tests, which are performed as nasal swabs, include: Nucleic acid amplification test/real-time polymerase chain reaction (NAAT/RT-PCR) test and rapid virus antigen detection point of care (POC) tests. Diagnostic tests do not include serology tests which look for antibodies to SARS-CoV-2 in the blood.

Diagnostic Covid-19 Laboratory Tests

Diagnostic tests are used to determine if an individual is currently infected with Covid-19.

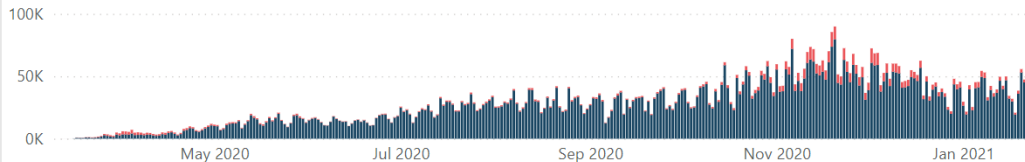
Filter by Date

3/10/2020

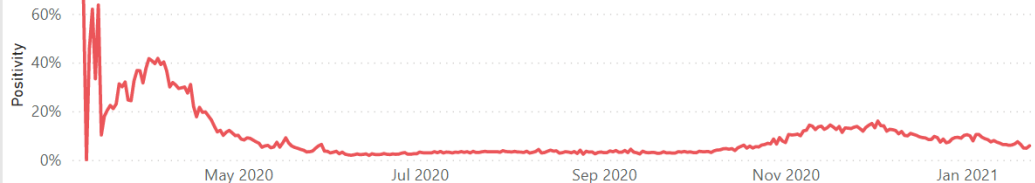
1/22/2021

Total Laboratory Tests by Type and Date

Test Type ● Negative ● Positive



Percent of Diagnostic Tests That Were Positive



Where does the data come from?

The State of Michigan COVID-19 Dashboard displays the most recent provisional data reported to the Michigan Department of Health and Humans Services (MDHHS) about cases in Michigan by selected demographics and county of residence (City of Detroit and Wayne County are reported separately). Data are reported to MDHHS via the [Michigan Disease Surveillance System \(MDSS\)](#). Provisional Death data are provided by the MDHHS Division for [Vital Records & Health Statistics](#).

How does MDHHS classify confirmed and probable cases?

Confirmed cases only include individuals who have had a positive diagnostic laboratory test for COVID-19. Probable cases include individuals who have symptoms consistent with COVID-19 and an epidemiologic link to a confirmed case or a positive serology (antibody) test, but do not have a positive diagnostic laboratory test for COVID-19 and individuals with a positive serology (antibody) test for COVID-19 and an epidemiologic link to a confirmed case.

How does MDHHS classify confirmed and probable deaths?

Confirmed deaths include individuals who meet one or more of the following conditions: 1) Have been identified as a confirmed case and classified as deceased as a result of a case investigation in the Michigan Disease Surveillance System (MDSS). MDSS is the database used by state and local health department to monitor reportable diseases like COVID-19; 2) have been identified as a confirmed case in MDSS had have a death certificate with COVID-19 listed as a cause of death; 3) have been identified as a confirmed case in MDSS and die within 30 days of onset of COVID-19 infection and have a death certificate which classifies their manner death as 'natural'. Probable deaths include individuals who have COVID indicated as a cause of death on their death certificate but have not had a positive diagnostic laboratory test.

Why do the number of probable cases fluctuate?

The number of probable cases can change daily based on the investigation efforts of the health department. When a probable case is first reported, local and/or state health department staff investigate to determine if the person meets the case definition of probable. As additional information is gathered, the case could be re-classified to confirmed, remain as probable, or be determined as not a case.

Why do data in the demographics tab not sum to the total number of cases for a county or region?

Data are not shown whenever the number of cases for a particular demographic category is fewer than six to protect the confidentiality of individuals. Rates are not calculated for other, multiple, and unknown race because an appropriate population denominator is not available for these categories at the county level.

Where can I get more information about COVID-19?

Visit <https://www.michigan.gov/coronavirus> to find information on resources and assistance, answers to frequently asked questions, and the latest updates on Michigan's response to COVID-19. For COVID-19 updates from CDC visit <https://www.cdc.gov/coronavirus/2019-ncov>.

PUBLIC USE DATASETS

Cases and Deaths by County

README

Includes total cases and deaths to date by case status (confirmed or probable) and county. County is based on the county of residence.

Confirmed cases only include individuals who have had a positive diagnostic laboratory test for COVID-19.

Probable cases include individuals who have symptoms consistent with COVID-19 and an epidemiologic link to a confirmed case or a positive serology (antibody) test, but do not have a positive diagnostic laboratory test for COVID-19 and individuals with a positive serology (antibody) test for COVID-19 and an epidemiologic link to a confirmed case.

Confirmed deaths include individuals who meet one or more of the following conditions: 1) Have been identified as a confirmed case and classified as deceased as a result of a case investigation in the Michigan Disease Surveillance System (MDSS). MDSS is the database used by state and local health department to monitor reportable diseases like COVID-19; 2) have been identified as a confirmed case in MDSS had have a death certificate with COVID-19 listed as a cause of death; 3) have been identified as a confirmed case in MDSS and die within 30 days of onset of COVID-19 infection and have a death certificate which classifies their manner death as 'natural'.

Probable deaths include individuals who have COVID indicated as a cause of death on their death certificate but have not had a positive diagnostic laboratory test.

The number of probable cases can change daily based on information obtained through the health department investigation. Probable cases can be re-classified as a confirmed case or determined to not be a case.

CASES AND DEATHS BY COUNTY 2021-01-23

Updated	COUNTY	ConfirmedCases	ConfirmedDeaths	ProbableCases	ProbableDeaths
2021/01/23 14:06:01	Alcona	323	17	68	5
2021/01/23 14:06:01	Alger	261	1	149	2
2021/01/23 14:06:01	Allegan	6070	80	664	18
2021/01/23 14:06:01	Alpena	1190	42	210	1
2021/01/23 14:06:01	Antrim	676	15	138	2
2021/01/23 14:06:01	Arenac	625	23	69	0
2021/01/23 14:06:01	Baraga	485	30	90	0
2021/01/23 14:06:01	Barry	3152	38	281	2
2021/01/23 14:06:01	Bay	6719	248	265	5
2021/01/23 14:06:01	Benzie	713	28	114	1
2021/01/23 14:06:01	Berrien	9802	204	699	18
2021/01/23 14:06:01	Branch	3258	75	290	4
2021/01/23 14:06:01	Calhoun	7589	199	1080	14
2021/01/23 14:06:01	Cass	3309	53	322	4
2021/01/23 14:06:01	Charlevoix	789	12	166	0
2021/01/23 14:06:01	Cheboygan	700	34	145	0
2021/01/23 14:06:01	Chippewa	681	20	998	2
2021/01/23 14:06:01	Clare	1274	64	170	1
2021/01/23 14:06:01	Clinton	4164	57	443	2
2021/01/23 14:06:01	Crawford	503	5	30	0
2021/01/23 14:06:01	Delta	2597	62	458	18
2021/01/23 14:06:01	Dickinson	2084	56	226	14
2021/01/23 14:06:01	Eaton	5168	122	446	7
2021/01/23 14:06:01	Emmet	1165	34	192	0
2021/01/23 14:06:01	Genesee	20569	656	3412	48
2021/01/23 14:06:01	Gladwin	1173	38	209	3
2021/01/23 14:06:01	Gogebic	807	16	316	26
2021/01/23 14:06:01	Grand Traverse	3420	50	386	6
2021/01/23 14:06:01	Gratiot	2370	91	268	4
2021/01/23 14:06:01	Hillsdale	2812	65	244	3
2021/01/23 14:06:01	Houghton	1937	29	470	7
2021/01/23 14:06:01	Huron	1489	52	439	2
2021/01/23 14:06:01	Ingham	13976	243	558	6
2021/01/23 14:06:01	Ionia	3822	57	73	2
2021/01/23 14:06:01	Iosco	1091	60	131	3
2021/01/23 14:06:01	Iron	841	35	62	6
2021/01/23 14:06:01	Isabella	3393	66	408	0
2021/01/23 14:06:01	Jackson	8506	194	240	6
2021/01/23 14:06:01	Kalamazoo	12296	266	1592	36
2021/01/23 14:06:01	Kalkaska	502	14	36	0
2021/01/23 14:06:01	Kent	45608	585	2712	51
2021/01/23 14:06:01	Keweenaw	102	1	23	1
2021/01/23 14:06:01	Lake	324	10	16	1
2021/01/23 14:06:01	Lapeer	3973	111	517	2
2021/01/23 14:06:01	Leelanau	683	10	116	0
2021/01/23 14:06:01	Lenawee	5262	81	196	3
2021/01/23 14:06:01	Livingston	8452	92	839	11

2021/01/23 14:06:01	Luce	129	0	72	0
2021/01/23 14:06:01	Mackinac	274	3	140	0
2021/01/23 14:06:01	Macomb	52077	1722	2687	95
2021/01/23 14:06:01	Manistee	687	16	44	3
2021/01/23 14:06:01	Marquette	3373	53	472	1
2021/01/23 14:06:01	Mason	1057	24	87	0
2021/01/23 14:06:01	Mecosta	1732	17	90	0
2021/01/23 14:06:01	Menominee	1574	34	254	2
2021/01/23 14:06:01	Midland	4053	52	555	3
2021/01/23 14:06:01	Missaukee	520	8	129	7
2021/01/23 14:06:01	Monroe	8029	165	880	11
2021/01/23 14:06:01	Montcalm	3100	78	205	2
2021/01/23 14:06:01	Montmorency	291	15	53	1
2021/01/23 14:06:01	Muskegon	9937	283	207	7
2021/01/23 14:06:01	Newaygo	2448	40	113	1
2021/01/23 14:06:01	Oakland	60497	1766	8461	100
2021/01/23 14:06:01	Oceana	1709	44	68	1
2021/01/23 14:06:01	Ogemaw	899	30	132	1
2021/01/23 14:06:01	Ontonagon	313	17	30	1
2021/01/23 14:06:01	Osceola	842	21	127	0
2021/01/23 14:06:01	Oscoda	299	18	52	1
2021/01/23 14:06:01	Otsego	928	21	149	4
2021/01/23 14:06:01	Ottawa	19644	294	1121	30
2021/01/23 14:06:01	Presque Isle	536	22	69	1
2021/01/23 14:06:01	Roscommon	942	30	127	0
2021/01/23 14:06:01	Saginaw	13221	455	650	11
2021/01/23 14:06:01	Sanilac	1653	67	153	4
2021/01/23 14:06:01	Schoolcraft	226	4	23	1
2021/01/23 14:06:01	Shiawassee	3304	67	157	1
2021/01/23 14:06:01	St Clair	6954	212	1124	12
2021/01/23 14:06:01	St Joseph	3839	70	432	3
2021/01/23 14:06:01	Tuscola	2629	114	364	10
2021/01/23 14:06:01	Van Buren	4379	81	244	11
2021/01/23 14:06:01	Washtenaw	14573	218	1360	6
2021/01/23 14:06:01	Wayne	60506	1941	3940	84
2021/01/23 14:06:01	Wexford	1161	18	73	1
2021/01/23 14:06:01	MDOC	22641	135	676	3
2021/01/23 14:06:01	FCI	296	5	5	0
2021/01/23 14:06:01	Out-of-State	1946	10	61	1
2021/01/23 14:06:01	Unknown	4	0	14	0
2021/01/23 14:06:01	Detroit City	28142	1780	2101	123

PUBLIC USE DATASETS

Cases by Demographics Statewide

README

Includes the total number of confirmed and probable cases and confirmed and probable deaths to date by demographic characteristics

Confirmed cases only include individuals who have had a positive diagnostic laboratory test for COVID-19.

Probable cases include individuals who have symptoms consistent with COVID-19 and an epidemiologic link to a confirmed case or a positive serology (antibody) test, but do not have a positive diagnostic laboratory test for COVID-19 and individuals with a positive serology (antibody) test for COVID-19 and an epidemiologic link to a confirmed case.

Confirmed deaths include individuals who meet one or more of the following conditions: 1) Have been identified as a confirmed case and classified as deceased as a result of a case investigation in the Michigan Disease Surveillance System (MDSS). MDSS is the database used by state and local health department to monitor reportable diseases like COVID-19; 2) have been identified as a confirmed case in MDSS had have a death certificate with COVID-19 listed as a cause of death; 3) have been identified as a confirmed case in MDSS and die within 30 days of onset of COVID-19 infection and have a death certificate which classifies their manner death as 'natural'.

Probable deaths include individuals who have COVID indicated as a cause of death on their death certificate but have not had a positive diagnostic laboratory test.

The number of probable cases can change daily based on information obtained through the health department investigation. Probable cases can be re-classified as a confirmed case or determined to not be a case.

Data is suppressed when the number of cases or deaths in a single category is between one and five to protect the confidentiality of individuals.

CASES BY DEMOGRAPHICS STATEWIDE 2021-01-23

CASE_STATUS	AgeCat	RaceCat	SEX	Cases	Deaths
Confirmed	0-9	American Indian/Alaska Native	Female	68	0
Confirmed	10-19	American Indian/Alaska Native	Female	172	0
Confirmed	20-29	American Indian/Alaska Native	Female	298	0
Confirmed	30-39	American Indian/Alaska Native	Female	233	Suppressed
Confirmed	40-49	American Indian/Alaska Native	Female	207	0
Confirmed	50-59	American Indian/Alaska Native	Female	214	Suppressed
Confirmed	60-69	American Indian/Alaska Native	Female	144	6
Confirmed	70-79	American Indian/Alaska Native	Female	89	10
Confirmed	80+	American Indian/Alaska Native	Female	31	7
Confirmed	Unknown	American Indian/Alaska Native	Female	Suppressed	0
Confirmed	0-9	Asian/Pacific Islander	Female	134	0
Confirmed	10-19	Asian/Pacific Islander	Female	427	0
Confirmed	20-29	Asian/Pacific Islander	Female	929	0
Confirmed	30-39	Asian/Pacific Islander	Female	792	Suppressed
Confirmed	40-49	Asian/Pacific Islander	Female	721	0
Confirmed	50-59	Asian/Pacific Islander	Female	628	Suppressed
Confirmed	60-69	Asian/Pacific Islander	Female	358	8
Confirmed	70-79	Asian/Pacific Islander	Female	175	16
Confirmed	80+	Asian/Pacific Islander	Female	122	34
Confirmed	Unknown	Asian/Pacific Islander	Female	0	0
Confirmed	0-9	Black/African American	Female	770	Suppressed
Confirmed	10-19	Black/African American	Female	2049	Suppressed
Confirmed	20-29	Black/African American	Female	5706	11
Confirmed	30-39	Black/African American	Female	5179	14
Confirmed	40-49	Black/African American	Female	4573	63
Confirmed	50-59	Black/African American	Female	4255	143
Confirmed	60-69	Black/African American	Female	3688	301
Confirmed	70-79	Black/African American	Female	2223	412
Confirmed	80+	Black/African American	Female	1588	565
Confirmed	Unknown	Black/African American	Female	16	0
Confirmed	0-9	Multiple Races	Female	425	0
Confirmed	10-19	Multiple Races	Female	1376	Suppressed
Confirmed	20-29	Multiple Races	Female	2319	0
Confirmed	30-39	Multiple Races	Female	1656	0
Confirmed	40-49	Multiple Races	Female	1755	Suppressed
Confirmed	50-59	Multiple Races	Female	1816	8
Confirmed	60-69	Multiple Races	Female	1341	10
Confirmed	70-79	Multiple Races	Female	744	25
Confirmed	80+	Multiple Races	Female	498	57
Confirmed	Unknown	Multiple Races	Female	10	0
Confirmed	0-9	Other	Female	656	0
Confirmed	10-19	Other	Female	1832	0
Confirmed	20-29	Other	Female	3385	0
Confirmed	30-39	Other	Female	2613	Suppressed
Confirmed	40-49	Other	Female	2442	Suppressed
Confirmed	50-59	Other	Female	1906	13
Confirmed	60-69	Other	Female	1180	29

Confirmed	70-79	Other	Female	630	41
Confirmed	80+	Other	Female	436	73
Confirmed	Unknown	Other	Female	9	0
Confirmed	0-9	Unknown	Female	1132	0
Confirmed	10-19	Unknown	Female	4519	0
Confirmed	20-29	Unknown	Female	10618	Suppressed
Confirmed	30-39	Unknown	Female	8361	Suppressed
Confirmed	40-49	Unknown	Female	8622	8
Confirmed	50-59	Unknown	Female	9193	16
Confirmed	60-69	Unknown	Female	5614	45
Confirmed	70-79	Unknown	Female	2611	82
Confirmed	80+	Unknown	Female	2220	227
Confirmed	Unknown	Unknown	Female	103	0
Confirmed	0-9	White	Female	4019	0
Confirmed	10-19	White	Female	15940	0
Confirmed	20-29	White	Female	30277	9
Confirmed	30-39	White	Female	22370	16
Confirmed	40-49	White	Female	22111	49
Confirmed	50-59	White	Female	24578	162
Confirmed	60-69	White	Female	19877	482
Confirmed	70-79	White	Female	12850	977
Confirmed	80+	White	Female	11705	2697
Confirmed	Unknown	White	Female	78	0
Confirmed	0-9	American Indian/Alaska Native	Male	54	0
Confirmed	10-19	American Indian/Alaska Native	Male	145	0
Confirmed	20-29	American Indian/Alaska Native	Male	232	0
Confirmed	30-39	American Indian/Alaska Native	Male	205	0
Confirmed	40-49	American Indian/Alaska Native	Male	209	0
Confirmed	50-59	American Indian/Alaska Native	Male	185	Suppressed
Confirmed	60-69	American Indian/Alaska Native	Male	148	18
Confirmed	70-79	American Indian/Alaska Native	Male	78	13
Confirmed	80+	American Indian/Alaska Native	Male	26	Suppressed
Confirmed	Unknown	American Indian/Alaska Native	Male	0	0
Confirmed	0-9	Asian/Pacific Islander	Male	176	0
Confirmed	10-19	Asian/Pacific Islander	Male	395	0
Confirmed	20-29	Asian/Pacific Islander	Male	995	0
Confirmed	30-39	Asian/Pacific Islander	Male	770	0
Confirmed	40-49	Asian/Pacific Islander	Male	619	Suppressed
Confirmed	50-59	Asian/Pacific Islander	Male	585	Suppressed
Confirmed	60-69	Asian/Pacific Islander	Male	352	21
Confirmed	70-79	Asian/Pacific Islander	Male	168	31
Confirmed	80+	Asian/Pacific Islander	Male	83	23
Confirmed	Unknown	Asian/Pacific Islander	Male	0	0
Confirmed	0-9	Black/African American	Male	838	0
Confirmed	10-19	Black/African American	Male	1905	Suppressed
Confirmed	20-29	Black/African American	Male	6209	13
Confirmed	30-39	Black/African American	Male	6174	31
Confirmed	40-49	Black/African American	Male	5605	91
Confirmed	50-59	Black/African American	Male	5335	248
Confirmed	60-69	Black/African American	Male	4070	442

Confirmed	70-79	Black/African American	Male	2180	538
Confirmed	80+	Black/African American	Male	954	401
Confirmed	Unknown	Black/African American	Male	6	0
Confirmed	0-9	Multiple Races	Male	458	Suppressed
Confirmed	10-19	Multiple Races	Male	1370	0
Confirmed	20-29	Multiple Races	Male	1905	0
Confirmed	30-39	Multiple Races	Male	1355	Suppressed
Confirmed	40-49	Multiple Races	Male	1351	Suppressed
Confirmed	50-59	Multiple Races	Male	1439	7
Confirmed	60-69	Multiple Races	Male	1250	29
Confirmed	70-79	Multiple Races	Male	686	30
Confirmed	80+	Multiple Races	Male	290	42
Confirmed	Unknown	Multiple Races	Male	Suppressed	0
Confirmed	0-9	Other	Male	718	0
Confirmed	10-19	Other	Male	1851	0
Confirmed	20-29	Other	Male	3549	Suppressed
Confirmed	30-39	Other	Male	2841	Suppressed
Confirmed	40-49	Other	Male	2634	14
Confirmed	50-59	Other	Male	2192	25
Confirmed	60-69	Other	Male	1278	63
Confirmed	70-79	Other	Male	580	56
Confirmed	80+	Other	Male	267	55
Confirmed	Unknown	Other	Male	Suppressed	0
Confirmed	0-9	Unknown	Male	1185	0
Confirmed	10-19	Unknown	Male	4259	0
Confirmed	20-29	Unknown	Male	10779	0
Confirmed	30-39	Unknown	Male	8829	7
Confirmed	40-49	Unknown	Male	8027	20
Confirmed	50-59	Unknown	Male	8889	24
Confirmed	60-69	Unknown	Male	5451	64
Confirmed	70-79	Unknown	Male	2335	115
Confirmed	80+	Unknown	Male	1193	134
Confirmed	Unknown	Unknown	Male	113	0
Confirmed	0-9	White	Male	4385	0
Confirmed	10-19	White	Male	14279	Suppressed
Confirmed	20-29	White	Male	25569	18
Confirmed	30-39	White	Male	20677	31
Confirmed	40-49	White	Male	20303	85
Confirmed	50-59	White	Male	23547	303
Confirmed	60-69	White	Male	20120	764
Confirmed	70-79	White	Male	12918	1523
Confirmed	80+	White	Male	7721	2332
Confirmed	Unknown	White	Male	65	0
Confirmed	0-9	American Indian/Alaska Native	Unknown	0	0
Confirmed	10-19	American Indian/Alaska Native	Unknown	Suppressed	0
Confirmed	20-29	American Indian/Alaska Native	Unknown	Suppressed	0
Confirmed	30-39	American Indian/Alaska Native	Unknown	Suppressed	0
Confirmed	40-49	American Indian/Alaska Native	Unknown	0	0
Confirmed	50-59	American Indian/Alaska Native	Unknown	Suppressed	0
Confirmed	60-69	American Indian/Alaska Native	Unknown	Suppressed	0

Confirmed	70-79	American Indian/Alaska Native	Unknown	Suppressed	0
Confirmed	80+	American Indian/Alaska Native	Unknown	0	0
Confirmed	Unknown	American Indian/Alaska Native	Unknown	0	0
Confirmed	0-9	Asian/Pacific Islander	Unknown	0	0
Confirmed	10-19	Asian/Pacific Islander	Unknown	Suppressed	0
Confirmed	20-29	Asian/Pacific Islander	Unknown	9	0
Confirmed	30-39	Asian/Pacific Islander	Unknown	Suppressed	0
Confirmed	40-49	Asian/Pacific Islander	Unknown	Suppressed	0
Confirmed	50-59	Asian/Pacific Islander	Unknown	Suppressed	0
Confirmed	60-69	Asian/Pacific Islander	Unknown	0	0
Confirmed	70-79	Asian/Pacific Islander	Unknown	0	0
Confirmed	80+	Asian/Pacific Islander	Unknown	0	0
Confirmed	Unknown	Asian/Pacific Islander	Unknown	0	0
Confirmed	0-9	Black/African American	Unknown	Suppressed	0
Confirmed	10-19	Black/African American	Unknown	12	0
Confirmed	20-29	Black/African American	Unknown	106	0
Confirmed	30-39	Black/African American	Unknown	91	0
Confirmed	40-49	Black/African American	Unknown	96	0
Confirmed	50-59	Black/African American	Unknown	82	0
Confirmed	60-69	Black/African American	Unknown	40	0
Confirmed	70-79	Black/African American	Unknown	12	Suppressed
Confirmed	80+	Black/African American	Unknown	Suppressed	0
Confirmed	Unknown	Black/African American	Unknown	0	0
Confirmed	0-9	Multiple Races	Unknown	Suppressed	0
Confirmed	10-19	Multiple Races	Unknown	8	0
Confirmed	20-29	Multiple Races	Unknown	14	0
Confirmed	30-39	Multiple Races	Unknown	12	0
Confirmed	40-49	Multiple Races	Unknown	14	0
Confirmed	50-59	Multiple Races	Unknown	8	0
Confirmed	60-69	Multiple Races	Unknown	14	0
Confirmed	70-79	Multiple Races	Unknown	6	0
Confirmed	80+	Multiple Races	Unknown	Suppressed	0
Confirmed	Unknown	Multiple Races	Unknown	Suppressed	0
Confirmed	0-9	Other	Unknown	7	0
Confirmed	10-19	Other	Unknown	8	0
Confirmed	20-29	Other	Unknown	19	0
Confirmed	30-39	Other	Unknown	18	0
Confirmed	40-49	Other	Unknown	22	0
Confirmed	50-59	Other	Unknown	13	0
Confirmed	60-69	Other	Unknown	10	0
Confirmed	70-79	Other	Unknown	Suppressed	0
Confirmed	80+	Other	Unknown	6	0
Confirmed	Unknown	Other	Unknown	Suppressed	0
Confirmed	0-9	Unknown	Unknown	42	0
Confirmed	10-19	Unknown	Unknown	148	0
Confirmed	20-29	Unknown	Unknown	335	0
Confirmed	30-39	Unknown	Unknown	219	0
Confirmed	40-49	Unknown	Unknown	272	0
Confirmed	50-59	Unknown	Unknown	240	0
Confirmed	60-69	Unknown	Unknown	126	Suppressed

Confirmed	70-79	Unknown	Unknown	67	Suppressed
Confirmed	80+	Unknown	Unknown	53	Suppressed
Confirmed	Unknown	Unknown	Unknown	42	0
Confirmed	0-9	White	Unknown	12	0
Confirmed	10-19	White	Unknown	74	0
Confirmed	20-29	White	Unknown	158	0
Confirmed	30-39	White	Unknown	162	0
Confirmed	40-49	White	Unknown	141	0
Confirmed	50-59	White	Unknown	136	0
Confirmed	60-69	White	Unknown	112	0
Confirmed	70-79	White	Unknown	53	Suppressed
Confirmed	80+	White	Unknown	22	Suppressed
Confirmed	Unknown	White	Unknown	Suppressed	0
Probable	0-9	American Indian/Alaska Native	Female	23	0
Probable	10-19	American Indian/Alaska Native	Female	34	0
Probable	20-29	American Indian/Alaska Native	Female	50	0
Probable	30-39	American Indian/Alaska Native	Female	33	0
Probable	40-49	American Indian/Alaska Native	Female	31	0
Probable	50-59	American Indian/Alaska Native	Female	26	0
Probable	60-69	American Indian/Alaska Native	Female	20	0
Probable	70-79	American Indian/Alaska Native	Female	6	0
Probable	80+	American Indian/Alaska Native	Female	Suppressed	Suppressed
Probable	Unknown	American Indian/Alaska Native	Female	Suppressed	0
Probable	0-9	Asian/Pacific Islander	Female	18	0
Probable	10-19	Asian/Pacific Islander	Female	31	0
Probable	20-29	Asian/Pacific Islander	Female	75	0
Probable	30-39	Asian/Pacific Islander	Female	56	0
Probable	40-49	Asian/Pacific Islander	Female	41	0
Probable	50-59	Asian/Pacific Islander	Female	44	0
Probable	60-69	Asian/Pacific Islander	Female	22	Suppressed
Probable	70-79	Asian/Pacific Islander	Female	10	Suppressed
Probable	80+	Asian/Pacific Islander	Female	Suppressed	0
Probable	Unknown	Asian/Pacific Islander	Female	Suppressed	0
Probable	0-9	Black/African American	Female	75	0
Probable	10-19	Black/African American	Female	135	0
Probable	20-29	Black/African American	Female	334	0
Probable	30-39	Black/African American	Female	313	0
Probable	40-49	Black/African American	Female	282	Suppressed
Probable	50-59	Black/African American	Female	282	10
Probable	60-69	Black/African American	Female	208	14
Probable	70-79	Black/African American	Female	86	14
Probable	80+	Black/African American	Female	65	30
Probable	Unknown	Black/African American	Female	19	0
Probable	0-9	Multiple Races	Female	69	0
Probable	10-19	Multiple Races	Female	123	0
Probable	20-29	Multiple Races	Female	157	0
Probable	30-39	Multiple Races	Female	91	0
Probable	40-49	Multiple Races	Female	109	0
Probable	50-59	Multiple Races	Female	105	0
Probable	60-69	Multiple Races	Female	78	Suppressed

Probable	70-79	Multiple Races	Female	37	0
Probable	80+	Multiple Races	Female	24	Suppressed
Probable	Unknown	Multiple Races	Female	32	0
Probable	0-9	Other	Female	56	0
Probable	10-19	Other	Female	113	0
Probable	20-29	Other	Female	167	0
Probable	30-39	Other	Female	123	0
Probable	40-49	Other	Female	119	0
Probable	50-59	Other	Female	71	Suppressed
Probable	60-69	Other	Female	45	Suppressed
Probable	70-79	Other	Female	22	0
Probable	80+	Other	Female	8	Suppressed
Probable	Unknown	Other	Female	14	0
Probable	0-9	Unknown	Female	224	0
Probable	10-19	Unknown	Female	709	0
Probable	20-29	Unknown	Female	1428	0
Probable	30-39	Unknown	Female	968	0
Probable	40-49	Unknown	Female	1068	0
Probable	50-59	Unknown	Female	1078	Suppressed
Probable	60-69	Unknown	Female	756	Suppressed
Probable	70-79	Unknown	Female	309	Suppressed
Probable	80+	Unknown	Female	228	21
Probable	Unknown	Unknown	Female	976	0
Probable	0-9	White	Female	713	0
Probable	10-19	White	Female	1652	Suppressed
Probable	20-29	White	Female	2190	0
Probable	30-39	White	Female	1676	0
Probable	40-49	White	Female	1696	Suppressed
Probable	50-59	White	Female	1791	14
Probable	60-69	White	Female	1242	30
Probable	70-79	White	Female	751	64
Probable	80+	White	Female	993	219
Probable	Unknown	White	Female	259	0
Probable	0-9	American Indian/Alaska Native	Male	16	0
Probable	10-19	American Indian/Alaska Native	Male	36	0
Probable	20-29	American Indian/Alaska Native	Male	38	0
Probable	30-39	American Indian/Alaska Native	Male	33	0
Probable	40-49	American Indian/Alaska Native	Male	29	0
Probable	50-59	American Indian/Alaska Native	Male	26	0
Probable	60-69	American Indian/Alaska Native	Male	17	Suppressed
Probable	70-79	American Indian/Alaska Native	Male	7	Suppressed
Probable	80+	American Indian/Alaska Native	Male	Suppressed	Suppressed
Probable	Unknown	American Indian/Alaska Native	Male	Suppressed	0
Probable	0-9	Asian/Pacific Islander	Male	25	0
Probable	10-19	Asian/Pacific Islander	Male	33	0
Probable	20-29	Asian/Pacific Islander	Male	64	0
Probable	30-39	Asian/Pacific Islander	Male	59	0
Probable	40-49	Asian/Pacific Islander	Male	44	0
Probable	50-59	Asian/Pacific Islander	Male	34	Suppressed
Probable	60-69	Asian/Pacific Islander	Male	13	Suppressed

Probable	70-79	Asian/Pacific Islander	Male	7	Suppressed
Probable	80+	Asian/Pacific Islander	Male	Suppressed	Suppressed
Probable	Unknown	Asian/Pacific Islander	Male	Suppressed	0
Probable	0-9	Black/African American	Male	60	0
Probable	10-19	Black/African American	Male	131	Suppressed
Probable	20-29	Black/African American	Male	307	0
Probable	30-39	Black/African American	Male	302	0
Probable	40-49	Black/African American	Male	235	8
Probable	50-59	Black/African American	Male	265	10
Probable	60-69	Black/African American	Male	187	24
Probable	70-79	Black/African American	Male	73	29
Probable	80+	Black/African American	Male	34	19
Probable	Unknown	Black/African American	Male	12	0
Probable	0-9	Multiple Races	Male	60	0
Probable	10-19	Multiple Races	Male	122	0
Probable	20-29	Multiple Races	Male	130	0
Probable	30-39	Multiple Races	Male	81	0
Probable	40-49	Multiple Races	Male	97	Suppressed
Probable	50-59	Multiple Races	Male	86	0
Probable	60-69	Multiple Races	Male	66	0
Probable	70-79	Multiple Races	Male	30	Suppressed
Probable	80+	Multiple Races	Male	13	Suppressed
Probable	Unknown	Multiple Races	Male	39	0
Probable	0-9	Other	Male	44	0
Probable	10-19	Other	Male	121	0
Probable	20-29	Other	Male	159	0
Probable	30-39	Other	Male	137	0
Probable	40-49	Other	Male	128	0
Probable	50-59	Other	Male	79	0
Probable	60-69	Other	Male	47	Suppressed
Probable	70-79	Other	Male	21	Suppressed
Probable	80+	Other	Male	6	Suppressed
Probable	Unknown	Other	Male	13	0
Probable	0-9	Unknown	Male	242	0
Probable	10-19	Unknown	Male	706	0
Probable	20-29	Unknown	Male	1235	0
Probable	30-39	Unknown	Male	960	Suppressed
Probable	40-49	Unknown	Male	856	Suppressed
Probable	50-59	Unknown	Male	916	Suppressed
Probable	60-69	Unknown	Male	573	Suppressed
Probable	70-79	Unknown	Male	248	8
Probable	80+	Unknown	Male	133	16
Probable	Unknown	Unknown	Male	813	0
Probable	0-9	White	Male	704	0
Probable	10-19	White	Male	1382	0
Probable	20-29	White	Male	1821	Suppressed
Probable	30-39	White	Male	1373	Suppressed
Probable	40-49	White	Male	1352	6
Probable	50-59	White	Male	1492	16
Probable	60-69	White	Male	1080	44

Probable	70-79	White	Male	657	76
Probable	80+	White	Male	525	147
Probable	Unknown	White	Male	229	0
Probable	0-9	American Indian/Alaska Native	Unknown	0	0
Probable	10-19	American Indian/Alaska Native	Unknown	0	0
Probable	20-29	American Indian/Alaska Native	Unknown	Suppressed	0
Probable	30-39	American Indian/Alaska Native	Unknown	0	0
Probable	40-49	American Indian/Alaska Native	Unknown	Suppressed	0
Probable	50-59	American Indian/Alaska Native	Unknown	0	0
Probable	60-69	American Indian/Alaska Native	Unknown	0	0
Probable	70-79	American Indian/Alaska Native	Unknown	0	0
Probable	80+	American Indian/Alaska Native	Unknown	0	0
Probable	Unknown	American Indian/Alaska Native	Unknown	Suppressed	0
Probable	0-9	Asian/Pacific Islander	Unknown	0	0
Probable	10-19	Asian/Pacific Islander	Unknown	0	0
Probable	20-29	Asian/Pacific Islander	Unknown	Suppressed	0
Probable	30-39	Asian/Pacific Islander	Unknown	Suppressed	0
Probable	40-49	Asian/Pacific Islander	Unknown	Suppressed	0
Probable	50-59	Asian/Pacific Islander	Unknown	Suppressed	0
Probable	60-69	Asian/Pacific Islander	Unknown	0	0
Probable	70-79	Asian/Pacific Islander	Unknown	0	0
Probable	80+	Asian/Pacific Islander	Unknown	0	0
Probable	Unknown	Asian/Pacific Islander	Unknown	Suppressed	0
Probable	0-9	Black/African American	Unknown	Suppressed	0
Probable	10-19	Black/African American	Unknown	Suppressed	0
Probable	20-29	Black/African American	Unknown	6	0
Probable	30-39	Black/African American	Unknown	Suppressed	0
Probable	40-49	Black/African American	Unknown	Suppressed	0
Probable	50-59	Black/African American	Unknown	Suppressed	0
Probable	60-69	Black/African American	Unknown	Suppressed	0
Probable	70-79	Black/African American	Unknown	Suppressed	0
Probable	80+	Black/African American	Unknown	0	0
Probable	Unknown	Black/African American	Unknown	Suppressed	0
Probable	0-9	Multiple Races	Unknown	Suppressed	0
Probable	10-19	Multiple Races	Unknown	Suppressed	0
Probable	20-29	Multiple Races	Unknown	9	0
Probable	30-39	Multiple Races	Unknown	9	0
Probable	40-49	Multiple Races	Unknown	Suppressed	0
Probable	50-59	Multiple Races	Unknown	Suppressed	0
Probable	60-69	Multiple Races	Unknown	Suppressed	0
Probable	70-79	Multiple Races	Unknown	0	0
Probable	80+	Multiple Races	Unknown	0	0
Probable	Unknown	Multiple Races	Unknown	10	0
Probable	0-9	Other	Unknown	Suppressed	0
Probable	10-19	Other	Unknown	Suppressed	0
Probable	20-29	Other	Unknown	Suppressed	0
Probable	30-39	Other	Unknown	Suppressed	0
Probable	40-49	Other	Unknown	Suppressed	0
Probable	50-59	Other	Unknown	Suppressed	0
Probable	60-69	Other	Unknown	Suppressed	0

Probable	70-79	Other	Unknown	0	0
Probable	80+	Other	Unknown	0	0
Probable	Unknown	Other	Unknown	0	0
Probable	0-9	Unknown	Unknown	54	0
Probable	10-19	Unknown	Unknown	140	0
Probable	20-29	Unknown	Unknown	312	0
Probable	30-39	Unknown	Unknown	241	0
Probable	40-49	Unknown	Unknown	268	Suppressed
Probable	50-59	Unknown	Unknown	236	0
Probable	60-69	Unknown	Unknown	161	0
Probable	70-79	Unknown	Unknown	73	Suppressed
Probable	80+	Unknown	Unknown	28	0
Probable	Unknown	Unknown	Unknown	1405	0
Probable	0-9	White	Unknown	16	0
Probable	10-19	White	Unknown	32	0
Probable	20-29	White	Unknown	25	0
Probable	30-39	White	Unknown	19	0
Probable	40-49	White	Unknown	25	0
Probable	50-59	White	Unknown	22	0
Probable	60-69	White	Unknown	8	Suppressed
Probable	70-79	White	Unknown	10	0
Probable	80+	White	Unknown	Suppressed	0
Probable	Unknown	White	Unknown	31	0

PUBLIC USE DATASETS

COVID-19 Tests by County

README

Data includes tests by type (diagnostic, serology or total combined) by county.

Diagnostic tests are used to find current infection and look for genes or proteins from the severe acute respiratory syndrome coronavirus 2 (SARS-CoV-2), the virus that causes COVID-19. These tests, which are performed as nasal swabs, include: Nucleic acid amplification test/real-time polymerase chain reaction (NAAT/RT-PCR) test and rapid virus antigen detection point of care (POC) tests.

Serology tests are used to look for the possibility of previous infection. Serology tests look for antibodies to SARS-CoV-2 in the blood. There are currently two types of serology tests: the enzyme-linked immunosorbent assay (ELISA) test and the rapid antibody detection POC test. Serology tests do not diagnose disease and do not guarantee immunity, but might provide information about previous infection.

Correctional includes state and federal prisons and county and city detection facilities.

Testing data represents total tests performed, not individuals tested. A single individual may have more than one test completed.

COVID-19 TESTS BY COUNTY 2021-01-23

Updated	COUNTY	TestType	Count	RatePerMillion
2021/01/23 14:06:08	Alcona	Diagnostic	4835	464680
2021/01/23 14:06:08	Alcona	Serology	148	14224
2021/01/23 14:06:08	Alcona	Total	4983	478904
2021/01/23 14:06:08	Alger	Diagnostic	5617	616711
2021/01/23 14:06:08	Alger	Serology	325	35683
2021/01/23 14:06:08	Alger	Total	5942	652394
2021/01/23 14:06:08	Allegan	Diagnostic	86367	731422
2021/01/23 14:06:08	Allegan	Serology	2258	19122
2021/01/23 14:06:08	Allegan	Total	88625	750544
2021/01/23 14:06:08	Alpena	Diagnostic	13227	465657
2021/01/23 14:06:08	Alpena	Serology	509	17919
2021/01/23 14:06:08	Alpena	Total	13736	483577
2021/01/23 14:06:08	Antrim	Diagnostic	15565	667338
2021/01/23 14:06:08	Antrim	Serology	551	23624
2021/01/23 14:06:08	Antrim	Total	16116	690962
2021/01/23 14:06:08	Arenac	Diagnostic	10696	718672
2021/01/23 14:06:08	Arenac	Serology	344	23114
2021/01/23 14:06:08	Arenac	Total	11040	741786
2021/01/23 14:06:08	Baraga	Diagnostic	6625	807041
2021/01/23 14:06:08	Baraga	Serology	54	6578
2021/01/23 14:06:08	Baraga	Total	6679	813619
2021/01/23 14:06:08	Barry	Diagnostic	41182	669082
2021/01/23 14:06:08	Barry	Serology	1541	25037
2021/01/23 14:06:08	Barry	Total	42723	694119
2021/01/23 14:06:08	Bay	Serology	5207	50492
2021/01/23 14:06:08	Bay	Diagnostic	92172	893780
2021/01/23 14:06:08	Bay	Total	97379	944272
2021/01/23 14:06:08	Benzie	Diagnostic	9736	548013
2021/01/23 14:06:08	Benzie	Serology	541	30451
2021/01/23 14:06:08	Benzie	Total	10277	578464
2021/01/23 14:06:08	Berrien	Serology	4465	29107
2021/01/23 14:06:08	Berrien	Diagnostic	175018	1140918
2021/01/23 14:06:08	Berrien	Total	179483	1170025
2021/01/23 14:06:08	Branch	Diagnostic	29468	677161
2021/01/23 14:06:08	Branch	Serology	374	8594
2021/01/23 14:06:08	Branch	Total	29842	685755
2021/01/23 14:06:08	Calhoun	Diagnostic	144031	1073584
2021/01/23 14:06:08	Calhoun	Serology	1501	11188
2021/01/23 14:06:08	Calhoun	Total	145532	1084773
2021/01/23 14:06:08	Cass	Diagnostic	29422	568135
2021/01/23 14:06:08	Cass	Serology	535	10331
2021/01/23 14:06:08	Cass	Total	29957	578466
2021/01/23 14:06:08	Charlevoix	Diagnostic	16974	649275
2021/01/23 14:06:08	Charlevoix	Serology	894	34197
2021/01/23 14:06:08	Charlevoix	Total	17868	683472
2021/01/23 14:06:08	Cheboygan	Diagnostic	10716	423959
2021/01/23 14:06:08	Cheboygan	Serology	427	16893

2021/01/23 14:06:08	Cheboygan	Total	11143	440853
2021/01/23 14:06:08	Chippewa	Serology	224	5997
2021/01/23 14:06:08	Chippewa	Diagnostic	16632	445313
2021/01/23 14:06:08	Chippewa	Total	16856	451311
2021/01/23 14:06:08	Clare	Diagnostic	14511	468853
2021/01/23 14:06:08	Clare	Serology	752	24297
2021/01/23 14:06:08	Clare	Total	15263	493150
2021/01/23 14:06:08	Clinton	Serology	3540	44475
2021/01/23 14:06:08	Clinton	Diagnostic	43731	549419
2021/01/23 14:06:08	Clinton	Total	47271	593894
2021/01/23 14:06:08	Correctional	Diagnostic	500921	
2021/01/23 14:06:08	Correctional	Serology	18845	
2021/01/23 14:06:08	Correctional	Total	519766	
2021/01/23 14:06:08	Crawford	Diagnostic	7504	534892
2021/01/23 14:06:08	Crawford	Serology	237	16894
2021/01/23 14:06:08	Crawford	Total	7741	551786
2021/01/23 14:06:08	Delta	Diagnostic	30989	866002
2021/01/23 14:06:08	Delta	Serology	686	19171
2021/01/23 14:06:08	Delta	Total	31675	885172
2021/01/23 14:06:08	Detroit City	Serology	21706	33404
2021/01/23 14:06:08	Detroit City	Diagnostic	562541	865709
2021/01/23 14:06:08	Detroit City	Total	584247	899113
2021/01/23 14:06:08	Dickinson	Serology	133	5270
2021/01/23 14:06:08	Dickinson	Diagnostic	13862	549229
2021/01/23 14:06:08	Dickinson	Total	13995	554499
2021/01/23 14:06:08	Eaton	Diagnostic	90892	824283
2021/01/23 14:06:08	Eaton	Serology	5297	48038
2021/01/23 14:06:08	Eaton	Total	96189	872320
2021/01/23 14:06:08	Emmet	Diagnostic	22077	660691
2021/01/23 14:06:08	Emmet	Serology	1320	39503
2021/01/23 14:06:08	Emmet	Total	23397	700195
2021/01/23 14:06:08	Genesee	Serology	16926	41709
2021/01/23 14:06:08	Genesee	Diagnostic	278302	685789
2021/01/23 14:06:08	Genesee	Total	295228	727498
2021/01/23 14:06:08	Gladwin	Diagnostic	12914	507446
2021/01/23 14:06:08	Gladwin	Serology	803	31553
2021/01/23 14:06:08	Gladwin	Total	13717	539000
2021/01/23 14:06:08	Gogebic	Diagnostic	14994	1072916
2021/01/23 14:06:08	Gogebic	Serology	252	18032
2021/01/23 14:06:08	Gogebic	Total	15246	1090948
2021/01/23 14:06:08	Grand Traverse	Diagnostic	64510	693000
2021/01/23 14:06:08	Grand Traverse	Serology	4633	49770
2021/01/23 14:06:08	Grand Traverse	Total	69143	742770
2021/01/23 14:06:08	Gratiot	Diagnostic	39790	977377
2021/01/23 14:06:08	Gratiot	Serology	900	22107
2021/01/23 14:06:08	Gratiot	Total	40690	999484
2021/01/23 14:06:08	Hillsdale	Serology	798	17498
2021/01/23 14:06:08	Hillsdale	Diagnostic	33040	724482
2021/01/23 14:06:08	Hillsdale	Total	33838	741980
2021/01/23 14:06:08	Houghton	Diagnostic	34760	974106

2021/01/23 14:06:08	Houghton	Serology	239	6698
2021/01/23 14:06:08	Houghton	Total	34999	980804
2021/01/23 14:06:08	Huron	Diagnostic	22538	727478
2021/01/23 14:06:08	Huron	Serology	560	18076
2021/01/23 14:06:08	Huron	Total	23098	745554
2021/01/23 14:06:08	Ingham	Serology	17574	60101
2021/01/23 14:06:08	Ingham	Diagnostic	249683	853892
2021/01/23 14:06:08	Ingham	Total	267257	913993
2021/01/23 14:06:08	Ionia	Diagnostic	56392	871632
2021/01/23 14:06:08	Ionia	Serology	1875	28981
2021/01/23 14:06:08	Ionia	Total	58267	900614
2021/01/23 14:06:08	Iosco	Diagnostic	18038	717873
2021/01/23 14:06:08	Iosco	Serology	517	20575
2021/01/23 14:06:08	Iosco	Total	18555	738449
2021/01/23 14:06:08	Iron	Serology	119	10754
2021/01/23 14:06:08	Iron	Diagnostic	19866	1795229
2021/01/23 14:06:08	Iron	Total	19985	1805982
2021/01/23 14:06:08	Isabella	Diagnostic	38515	551222
2021/01/23 14:06:08	Isabella	Serology	1074	15371
2021/01/23 14:06:08	Isabella	Total	39589	566593
2021/01/23 14:06:08	Jackson	Serology	2857	18024
2021/01/23 14:06:08	Jackson	Diagnostic	154426	974235
2021/01/23 14:06:08	Jackson	Total	157283	992259
2021/01/23 14:06:08	Kalamazoo	Diagnostic	221430	835377
2021/01/23 14:06:08	Kalamazoo	Serology	5837	22021
2021/01/23 14:06:08	Kalamazoo	Total	227267	857398
2021/01/23 14:06:08	Kalkaska	Serology	504	27941
2021/01/23 14:06:08	Kalkaska	Diagnostic	12922	716377
2021/01/23 14:06:08	Kalkaska	Total	13426	744318
2021/01/23 14:06:08	Kent	Diagnostic	649994	989404
2021/01/23 14:06:08	Kent	Serology	36103	54955
2021/01/23 14:06:08	Kent	Total	686097	1044359
2021/01/23 14:06:08	Keweenaw	Diagnostic	1648	778828
2021/01/23 14:06:08	Keweenaw	Serology	30	14178
2021/01/23 14:06:08	Keweenaw	Total	1678	793006
2021/01/23 14:06:08	Lake	Diagnostic	8394	708175
2021/01/23 14:06:08	Lake	Serology	171	14427
2021/01/23 14:06:08	Lake	Total	8565	722602
2021/01/23 14:06:08	Lapeer	Serology	2678	30568
2021/01/23 14:06:08	Lapeer	Diagnostic	46315	528668
2021/01/23 14:06:08	Lapeer	Total	48993	559236
2021/01/23 14:06:08	Leelanau	Serology	736	33822
2021/01/23 14:06:08	Leelanau	Diagnostic	9884	454207
2021/01/23 14:06:08	Leelanau	Total	10620	488029
2021/01/23 14:06:08	Lenawee	Diagnostic	87300	886736
2021/01/23 14:06:08	Lenawee	Serology	1628	16536
2021/01/23 14:06:08	Lenawee	Total	88928	903272
2021/01/23 14:06:08	Livingston	Diagnostic	144899	754702
2021/01/23 14:06:08	Livingston	Serology	6725	35027
2021/01/23 14:06:08	Livingston	Total	151624	789729

2021/01/23 14:06:08	Luce	Diagnostic	4180	671055
2021/01/23 14:06:08	Luce	Serology	35	5619
2021/01/23 14:06:08	Luce	Total	4215	676674
2021/01/23 14:06:08	Mackinac	Diagnostic	6057	560885
2021/01/23 14:06:08	Mackinac	Serology	104	9631
2021/01/23 14:06:08	Mackinac	Total	6161	570516
2021/01/23 14:06:08	Macomb	Diagnostic	624658	714735
2021/01/23 14:06:08	Macomb	Serology	47553	54410
2021/01/23 14:06:08	Macomb	Total	672211	769145
2021/01/23 14:06:08	Manistee	Diagnostic	13284	540924
2021/01/23 14:06:08	Manistee	Serology	713	29033
2021/01/23 14:06:08	Manistee	Total	13997	569957
2021/01/23 14:06:08	Marquette	Diagnostic	95538	1432375
2021/01/23 14:06:08	Marquette	Serology	1182	17721
2021/01/23 14:06:08	Marquette	Total	96720	1450097
2021/01/23 14:06:08	Mason	Diagnostic	24260	832418
2021/01/23 14:06:08	Mason	Serology	797	27347
2021/01/23 14:06:08	Mason	Total	25057	859765
2021/01/23 14:06:08	Mecosta	Diagnostic	29181	671553
2021/01/23 14:06:08	Mecosta	Serology	778	17904
2021/01/23 14:06:08	Mecosta	Total	29959	689458
2021/01/23 14:06:08	Menominee	Serology	112	4917
2021/01/23 14:06:08	Menominee	Diagnostic	17513	768788
2021/01/23 14:06:08	Menominee	Total	17625	773705
2021/01/23 14:06:08	Midland	Diagnostic	43476	522825
2021/01/23 14:06:08	Midland	Serology	5347	64301
2021/01/23 14:06:08	Midland	Total	48823	587125
2021/01/23 14:06:08	Missaukee	Diagnostic	7487	495237
2021/01/23 14:06:08	Missaukee	Serology	434	28708
2021/01/23 14:06:08	Missaukee	Total	7921	523945
2021/01/23 14:06:08	Monroe	Diagnostic	110508	734272
2021/01/23 14:06:08	Monroe	Serology	4489	29827
2021/01/23 14:06:08	Monroe	Total	114997	764100
2021/01/23 14:06:08	Montcalm	Diagnostic	56329	881684
2021/01/23 14:06:08	Montcalm	Serology	1829	28628
2021/01/23 14:06:08	Montcalm	Total	58158	910312
2021/01/23 14:06:08	Montmorency	Diagnostic	4988	534734
2021/01/23 14:06:08	Montmorency	Serology	297	31840
2021/01/23 14:06:08	Montmorency	Total	5285	566574
2021/01/23 14:06:08	Muskegon	Diagnostic	158075	910749
2021/01/23 14:06:08	Muskegon	Serology	2868	16524
2021/01/23 14:06:08	Muskegon	Total	160943	927273
2021/01/23 14:06:08	Newaygo	Diagnostic	32153	656452
2021/01/23 14:06:08	Newaygo	Serology	1324	27031
2021/01/23 14:06:08	Newaygo	Total	33477	683483
2021/01/23 14:06:08	Oakland	Serology	95386	75849
2021/01/23 14:06:08	Oakland	Diagnostic	988981	786413
2021/01/23 14:06:08	Oakland	Total	1084367	862262
2021/01/23 14:06:08	Oceana	Serology	668	25239
2021/01/23 14:06:08	Oceana	Diagnostic	26264	992330

2021/01/23 14:06:08	Oceana	Total	26932	1017569
2021/01/23 14:06:08	Ogemaw	Diagnostic	13063	622136
2021/01/23 14:06:08	Ogemaw	Serology	419	19955
2021/01/23 14:06:08	Ogemaw	Total	13482	642092
2021/01/23 14:06:08	Ontonagon	Diagnostic	6085	1063811
2021/01/23 14:06:08	Ontonagon	Serology	65	11364
2021/01/23 14:06:08	Ontonagon	Total	6150	1075175
2021/01/23 14:06:08	Osceola	Diagnostic	17258	735635
2021/01/23 14:06:08	Osceola	Serology	646	27536
2021/01/23 14:06:08	Osceola	Total	17904	763171
2021/01/23 14:06:08	Oscoda	Diagnostic	3890	472030
2021/01/23 14:06:08	Oscoda	Serology	177	21478
2021/01/23 14:06:08	Oscoda	Total	4067	493508
2021/01/23 14:06:08	Otsego	Diagnostic	14014	568104
2021/01/23 14:06:08	Otsego	Serology	694	28134
2021/01/23 14:06:08	Otsego	Total	14708	596238
2021/01/23 14:06:08	Ottawa	Diagnostic	276644	947963
2021/01/23 14:06:08	Ottawa	Serology	11097	38026
2021/01/23 14:06:08	Ottawa	Total	287741	985988
2021/01/23 14:06:08	Presque Isle	Diagnostic	7501	595696
2021/01/23 14:06:08	Presque Isle	Serology	397	31528
2021/01/23 14:06:08	Presque Isle	Total	7898	627224
2021/01/23 14:06:08	Roscommon	Diagnostic	13501	562097
2021/01/23 14:06:08	Roscommon	Serology	550	22899
2021/01/23 14:06:08	Roscommon	Total	14051	584995
2021/01/23 14:06:08	Saginaw	Diagnostic	184909	970452
2021/01/23 14:06:08	Saginaw	Serology	6786	35615
2021/01/23 14:06:08	Saginaw	Total	191695	1006067
2021/01/23 14:06:08	Sanilac	Diagnostic	35978	873889
2021/01/23 14:06:08	Sanilac	Serology	965	23439
2021/01/23 14:06:08	Sanilac	Total	36943	897328
2021/01/23 14:06:08	Schoolcraft	Diagnostic	4787	591426
2021/01/23 14:06:08	Schoolcraft	Serology	56	6919
2021/01/23 14:06:08	Schoolcraft	Total	4843	598344
2021/01/23 14:06:08	Shiawassee	Serology	2163	31752
2021/01/23 14:06:08	Shiawassee	Diagnostic	48733	715378
2021/01/23 14:06:08	Shiawassee	Total	50896	747130
2021/01/23 14:06:08	St Clair	Serology	6542	41112
2021/01/23 14:06:08	St Clair	Diagnostic	99657	626269
2021/01/23 14:06:08	St Clair	Total	106199	667381
2021/01/23 14:06:08	St Joseph	Diagnostic	43057	706269
2021/01/23 14:06:08	St Joseph	Serology	1305	21406
2021/01/23 14:06:08	St Joseph	Total	44362	727675
2021/01/23 14:06:08	Tuscola	Serology	1566	29974
2021/01/23 14:06:08	Tuscola	Diagnostic	46256	885367
2021/01/23 14:06:08	Tuscola	Total	47822	915341
2021/01/23 14:06:08	Unknown	Serology	21776	
2021/01/23 14:06:08	Unknown	Diagnostic	430345	
2021/01/23 14:06:08	Unknown	Total	452121	
2021/01/23 14:06:08	Van Buren	Diagnostic	70913	937048

2021/01/23 14:06:08	Van Buren	Serology	1423	18804
2021/01/23 14:06:08	Van Buren	Total	72336	955852
2021/01/23 14:06:08	Washtenaw	Diagnostic	402603	1095217
2021/01/23 14:06:08	Washtenaw	Serology	15092	41055
2021/01/23 14:06:08	Washtenaw	Total	417695	1136273
2021/01/23 14:06:08	Wayne	Serology	63741	57746
2021/01/23 14:06:08	Wayne	Diagnostic	983714	891197
2021/01/23 14:06:08	Wayne	Total	1047455	948943
2021/01/23 14:06:08	Wexford	Diagnostic	20518	610092
2021/01/23 14:06:08	Wexford	Serology	851	25304
2021/01/23 14:06:08	Wexford	Total	21369	635396

PUBLIC USE DATASETS

Diagnostic Tests by Result and County

README

Data include diagnostic tests for COVID-19 by date and county.

Diagnostic tests are used to find current infection and look for genes or proteins from the severe acute respiratory syndrome coronavirus 2 (SARS-CoV-2), the virus that causes COVID-19. These tests, which are performed as nasal swabs, include: Nucleic acid amplification test/real-time polymerase chain reaction (NAAT/RT-PCR) test and rapid virus antigen detection point of care (POC) tests.

Correctional includes state and federal prisons and county and city detention facilities.

Testing data represents total tests performed, not individuals tested. A single individual may have more than one test completed.

The total number of positive tests may exceed the number of confirmed cases due to 1) a single individual may have more than one test performed; 2) MDHHS may receive data on positive tests in advance of a local health department classifying an individual as a confirmed or probable case, and 3) although efforts have been made to de-duplicate testing data, some duplication may occur.

DIAGNOSTIC TESTS BY RESULT AND COUNTY 2021-01-23

MessageDate	COUNTY	Negative	Positive	Total
1/22/2021	Alcona	29	1	30
1/22/2021	Alger	22	2	24
1/22/2021	Allegan	366	20	386
1/22/2021	Alpena	122	7	129
1/22/2021	Antrim	29	3	32
1/22/2021	Arenac	61	4	65
1/22/2021	Baraga	28	1	29
1/22/2021	Barry	232	15	247
1/22/2021	Bay	418	27	445
1/22/2021	Benzie	49	4	53
1/22/2021	Berrien	766	64	830
1/22/2021	Branch	132	25	157
1/22/2021	Calhoun	850	27	877
1/22/2021	Cass	190	16	206
1/22/2021	Charlevoix	49	2	51
1/22/2021	Cheboygan	51	0	51
1/22/2021	Chippewa	61	1	62
1/22/2021	Clare	74	16	90
1/22/2021	Clinton	112	5	117
1/22/2021	Correctional	3543	64	3607
1/22/2021	Crawford	22	3	25
1/22/2021	Delta	96	3	99
1/22/2021	Detroit City	2999	147	3146
1/22/2021	Dickinson	31	4	35
1/22/2021	Eaton	322	31	353
1/22/2021	Emmet	101	5	106
1/22/2021	Genesee	1551	67	1618
1/22/2021	Gladwin	69	3	72
1/22/2021	Gogebic	35	1	36
1/22/2021	Grand Traverse	315	35	350
1/22/2021	Gratiot	116	8	124
1/22/2021	Hillsdale	92	19	111
1/22/2021	Houghton	287	28	315
1/22/2021	Huron	130	7	137
1/22/2021	Ingham	899	84	983
1/22/2021	Ionia	280	8	288
1/22/2021	Iosco	82	3	85
1/22/2021	Iron	116	5	121
1/22/2021	Isabella	143	5	148
1/22/2021	Jackson	810	54	864
1/22/2021	Kalamazoo	1269	65	1334
1/22/2021	Kalkaska	25	3	28
1/22/2021	Kent	2224	152	2376
1/22/2021	Keweenaw	8	2	10
1/22/2021	Lake	46	1	47
1/22/2021	Lapeer	224	16	240
1/22/2021	Leelanau	76	2	78

1/22/2021	Lenawee	703	77	780
1/22/2021	Livingston	772	84	856
1/22/2021	Luce	10	0	10
1/22/2021	Mackinac	17	2	19
1/22/2021	Macomb	3449	269	3718
1/22/2021	Manistee	96	6	102
1/22/2021	Marquette	816	4	820
1/22/2021	Mason	67	2	69
1/22/2021	Mecosta	85	2	87
1/22/2021	Menominee	95	5	100
1/22/2021	Midland	273	22	295
1/22/2021	Missaukee	25	6	31
1/22/2021	Monroe	474	59	533
1/22/2021	Montcalm	217	7	224
1/22/2021	Montmorency	33	0	33
1/22/2021	Muskegon	654	36	690
1/22/2021	Newaygo	195	4	199
1/22/2021	Oakland	4999	310	5309
1/22/2021	Oceana	80	7	87
1/22/2021	Ogemaw	71	5	76
1/22/2021	Ontonagon	16	6	22
1/22/2021	Osceola	51	5	56
1/22/2021	Oscoda	13	3	16
1/22/2021	Otsego	55	1	56
1/22/2021	Ottawa	794	53	847
1/22/2021	Presque Isle	46	4	50
1/22/2021	Roscommon	47	5	52
1/22/2021	Saginaw	1268	101	1369
1/22/2021	Sanilac	150	10	160
1/22/2021	Schoolcraft	5	0	5
1/22/2021	Shiawassee	161	11	172
1/22/2021	St Clair	365	30	395
1/22/2021	St Joseph	307	14	321
1/22/2021	Tuscola	170	12	182
1/22/2021	Unknown	1790	112	1902
1/22/2021	Van Buren	257	23	280
1/22/2021	Washtenaw	4294	130	4424
1/22/2021	Wayne	4380	411	4791
1/22/2021	Wexford	67	8	75