



Western Michigan University  
ScholarWorks at WMU

---

Cumulative Michigan COVID-19 Data

Michigan COVID-19 State Data

---

1-28-2021

## 2021-01-28\_MichiganOverview\_COVIDstats

Michigan Department of Health & Human Services

Follow this and additional works at: <https://scholarworks.wmich.edu/michigan-covid-data-state-cumulative>



Part of the Public Health Commons

---

### WMU ScholarWorks Citation

Michigan Department of Health & Human Services, "2021-01-28\_MichiganOverview\_COVIDstats" (2021).  
*Cumulative Michigan COVID-19 Data*. 279.

<https://scholarworks.wmich.edu/michigan-covid-data-state-cumulative/279>

This Website is brought to you for free and open access  
by the Michigan COVID-19 State Data at ScholarWorks at  
WMU. It has been accepted for inclusion in Cumulative  
Michigan COVID-19 Data by an authorized administrator  
of ScholarWorks at WMU. For more information, please  
contact [wmu-scholarworks@wmich.edu](mailto:wmu-scholarworks@wmich.edu).



Coronavirus

MI SAFE START

CONTAIN COVID

RESOURCES

PRESS RELEASES

DONATE

VIDEO UPDATES

CORONAVIRUS / MICHIGAN DATA

Michigan Data

Hospitals

Long Term  
Care Facilities

Coronavirus  
Symptoms

Cumulative  
Recovered

Outbreak  
Reporting

School-Related  
Outbreak  
Reporting

Wastewater  
Surveillance

Testing  
Turnaround  
Time

MIS-C Data  
and Reporting

Data and  
Modeling  
Updates

**Note on deaths (01/28/21):** Regular reviews of death certificate data maintained in Vital Records reporting systems are conducted by MDHHS staff three times per week. As a part of this process, records that identify COVID-19 infection as a contributing factor to death are compared against all laboratory confirmed cases of COVID-19 in the Michigan Disease Surveillance System (MDSS). If a death certificate is matched to a confirmed COVID-19 case and that record in the MDSS does not indicate the individual died, the MDSS record is updated to indicate the death and the appropriate local health department is notified. These matched deaths are then included with mortality information posted to the Michigan Coronavirus website. As a result of the most recent assessment, today’s data includes **67** additional deaths identified by this methodology.

The State of Michigan is working around the clock to test and treat COVID-19 patients. Below is the most recent data healthcare experts across the state have compiled. It is updated Monday - Saturday.

CURRENT STATUS

DAILY CASES

CUMULATIVE TRENDS

DEMOGRAPHICS

TOTAL TESTING

DIAGNOSTIC TESTING

LEARN MORE

View Cases

View Deaths

View Table

Select Preparedness Region:

All

Select County:

All

This report is provisional and subject to change. City of Detroit and Wayne County are reported separately. MDHHS began tracking probable cases April 5, 2020. FCI indicates federal correctional institute. MDOC indicates Michigan Department of Corrections. Diagnostic tests, including nucleic acid amplification/real-time polymerase chain reaction (NAAIT/RT-PCR) and rapid virus antigen detection point of care (POC) tests, look for current infection. Serology (antibody) tests are used to look for the possibility of previous infection.

Source: Michigan Disease Surveillance System (MDSS) and Vital Records.

COVID-19 Cases by County

Confirmed cases include individuals with a positive diagnostic test for COVID-19. Probable cases include individuals with COVID-19 symptoms and an epidemiologic link to confirmed COVID-19, but no diagnostic test.

Cases by County

17-423

424-1972

1973-10714

10715-70021

70022+

Michigan

Thursday, January 28, 2021

Michigan (Statewide) Case Fatality Rate

2.6%

Current Totals

Case Status	Cases	Deaths
Confirmed	556,109	14,491
Probable	50,379	911
Total	606,488	15,402

Laboratory Testing

Test Type	Tests Performed
Diagnostic	9,369,596
Serology	486,152
Total	9,855,748

Microsoft Power BI

< 1 of 7 >

Have questions?  
Chat with Robin

Cases by Hispanic/Latino Ethnicity

https://www.michigan.gov/coronavirus/0,9753,7-406-98163\_98173---,00.html

1/2

## PUBLIC USE DATASETS 01/28/2021

(Downloadable .xlsx files)

[Cases and Deaths by County](#)[Cases and Deaths by County by Date of Onset of Symptoms and Date of Death](#)[Cases by Demographics Statewide](#)[COVID-19 Tests by County](#)[Diagnostic Tests by Result and County](#)

Hispanic/Latino Ethnicity	Percentage of Overall Cases by Ethnicity	Percentage of Deceased Cases by Ethnicity
Hispanic/Latino	5.64%	2.94%
Non-Hispanic Latino	69.75%	84.17%
Unknown	24.61%	12.89%

*Totals may not add to 100% due to rounding*

## Cases by Arab Ethnicity

Arab Ethnicity	Percentage of Overall Cases by Ethnicity	Percentage of Deceased Cases by Ethnicity
Arab	2.94%	1.79%
Non-Arab	50.76%	54.94%
Unknown	46.30%	43.28%

*Totals may not add to 100% due to rounding*[MICHIGAN.GOV HOME](#)[ADA](#)[MICHIGAN NEWS](#)[POLICIES](#)

COPYRIGHT 2021 STATE OF MICHIGAN

# Cumulative Total of Recovered COVID-19 Cases

Cumulative Total of Recovered COVID-19 Cases (as of 1/22/2021): **463,106**

During this response, MDHHS is reviewing vital records statistics to identify any laboratory confirmed COVID-19 cases who are 30 days out from their onset of illness to represent recovery status. As the pandemic continues to impact Michigan, this pool will expand to include more cases. Recovered is defined as the number of persons with a confirmed COVID-19 diagnosis who are alive 30 days post-onset (or referral date if onset is not available). The number of persons recovered on January 22, 2021 represents COVID-19 confirmed individuals with an onset date on or prior to December 23, 2020. If an individual dies from a COVID-related cause >30 days from onset/referral, they are removed from the number of persons recovered. These numbers will be updated every Saturday.

**Source:** Michigan Disease Surveillance System and Vital Records



**Have questions?**  
Chat with Robin

[View Cases](#)[View Deaths](#)[View Table](#)

Select Preparedness Region:

All



Select County:

All



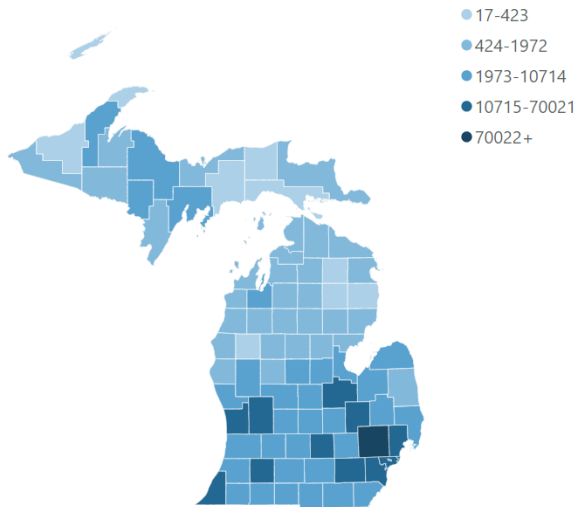
*This report is provisional and subject to change. City of Detroit and Wayne County are reported separately. MDHHS began tracking probable cases April 5, 2020. FCI indicates federal correctional institute. MDOC indicates Michigan Department of Corrections. Diagnostic tests, including nucleic acid amplification/real-time polymerase chain reaction (NAAT/RT-PCR) and rapid virus antigen detection point of care (POC) tests, look for current infection. Serology (antibody) tests are used to look for the possibility of previous infection.*

*Source: Michigan Disease Surveillance System (MDSS) and Vital Records.*

## COVID-19 Cases by County

Confirmed cases include individuals with a positive diagnostic test for COVID-19. Probable cases include individuals with COVID-19 symptoms and an epidemiologic link to confirmed COVID-19, but no diagnostic test.

### Cases by County



## Michigan

Thursday, January 28, 2021

### Michigan (Statewide) Case Fatality Rate

2.6%

### Current Totals

Case Status	Cases	Deaths
Confirmed	556,109	14,491
Probable	50,379	911
<b>Total</b>	<b>606,488</b>	<b>15,402</b>

### Laboratory Testing

Test Type	Tests Performed
Diagnostic	9,369,596
Serology	486,152
<b>Total</b>	<b>9,855,748</b>

[View Cases](#)[View Deaths](#)[View Table](#)

Select Preparedness Region:

All



Select County:

All



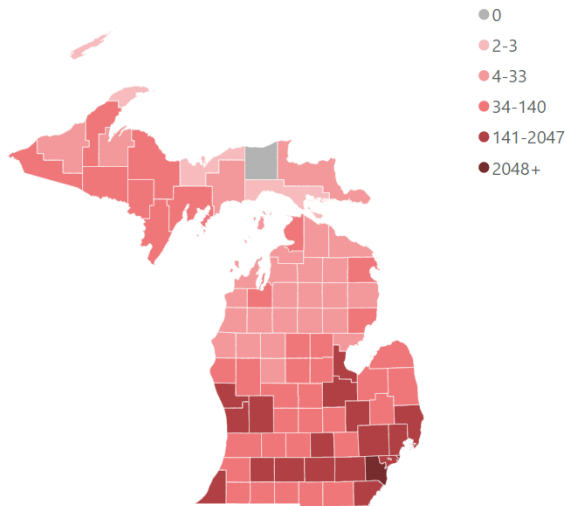
*This report is provisional and subject to change. City of Detroit and Wayne County are reported separately. MDHHS began tracking probable cases April 5, 2020. FCI indicates federal correctional institute. MDOC indicates Michigan Department of Corrections. Diagnostic tests, including nucleic acid amplification/real-time polymerase chain reaction (NAAT/RT-PCR) and rapid virus antigen detection point of care (POC) tests, look for current infection. Serology (antibody) tests are used to look for the possibility of previous infection.*

*Source: Michigan Disease Surveillance System (MDSS) and Vital Records.*

## COVID-19 Deaths by County

Confirmed deaths include individuals who had a confirmed COVID-19 infection and are classified as deceased by the case investigation, have COVID-19 indicated as a cause of death on their death certificate, or who die within 30 days of infection and their manner of death is listed as natural. Probable deaths include individuals who have COVID indicated on their death certificate, but have not had a positive diagnostic test.

### Deaths by County



## Michigan

Thursday, January 28, 2021

### Michigan (Statewide) Case Fatality Rate

2.6%

### Current Totals

Case Status	Cases	Deaths
Confirmed	556,109	14,491
Probable	50,379	911
<b>Total</b>	<b>606,488</b>	<b>15,402</b>

### Laboratory Testing

Test Type	Tests Performed
Diagnostic	9,369,596
Serology	486,152
<b>Total</b>	<b>9,855,748</b>

Confirmed Cases

Deaths

View Table

Select Preparedness Region:

All



Select County:

All



Cases are shown by onset date or by lab specimen collection date if onset date was unavailable. Deaths are shown by date of death or date of last status update if date of death was unavailable. Tracking of probable cases and deaths did not begin until April 5, 2020, therefore only probable cases referred for investigation on or after April 5, 2020 are displayed (onset may have been prior).

Notes: FCI indicates federal correctional institute. MDOC indicates Michigan Department of Corrections.

## Daily Cases by Status

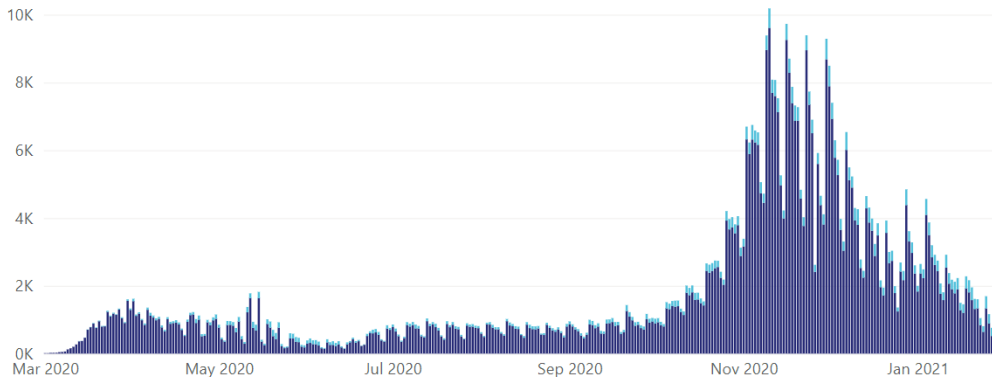
The number of daily confirmed cases represent the total number of people who had a positive diagnostic test for COVID-19 by the date of the onset of their symptoms.

Filter by Date:

3/1/2020

1/28/2021

### Cases by Date of Onset

Case Status ● Confirmed ● Probable

Confirmed Cases

Deaths

View Table

Select Preparedness Region:

All

Select County:

All

Cases are shown by onset date or by lab specimen collection date if onset date was unavailable. Deaths are shown by date of death or date of last status update if date of death was unavailable. Tracking of probable cases and deaths did not begin until April 5, 2020, therefore only probable cases referred for investigation on or after April 5, 2020 are displayed (onset may have been prior).

Notes: FCI indicates federal correctional institute. MDOC indicates Michigan Department of Corrections.

## Daily Deaths by Status

Confirmed deaths include individuals who had a confirmed COVID-19 infection and are classified as deceased by the case investigation, have COVID-19 indicated as a cause of death on their death certificate, or who die within 30 days of infection and their manner of death is listed as natural. Data are shown by the date of death.

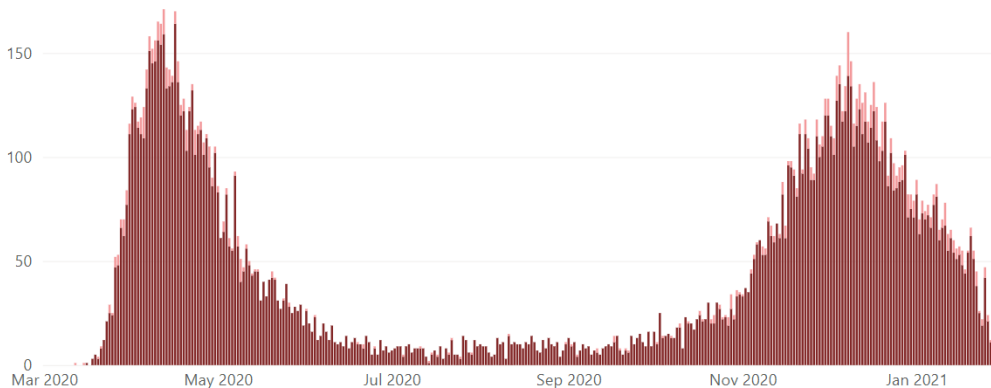
Filter by Date:

3/1/2020

1/28/2021

### Deaths by Date of Death

Case Status ● Confirmed ● Probable



View Table

View Chart

Select Preparedness Region:

All

Select County:

All

Cases are shown by onset date or by lab specimen collection date if onset date was unavailable. Deaths are shown by date of death or date of last status update if date of death was unavailable. Tracking of probable cases and deaths did not begin until April 5, 2020, therefore these data are not displayed by date.

Notes: FCI indicates federal correctional institute. MDOC indicates Michigan Department of Corrections.

## Cumulative Confirmed Cases and Deaths among Confirmed Cases

Cumulative cases represent the total number of people who had a positive diagnostic test for COVID-19. Cases are shown by the date of onset of symptoms. Cumulative Deaths represent the total number of people who had a confirmed COVID-19 infection and are classified as deceased by the case investigation, have COVID-19 indicated as a cause of death on their death certificate, or who die within 30 days of infection and their manner of death is listed as natural. Deaths are shown by date of death.

Filter By Date:

3/1/2020

1/28/2021

### Cumulative Confirmed Cases and Deaths among Confirmed Cases by Date

● Confirmed Cases ● Deaths

0.6M

0.5M

0.4M

0.3M

0.2M

0.1M

0.0M

Mar 2020

May 2020

Jul 2020

Sep 2020

Nov 2020

Jan 2021

## Cases by Demographic Characteristics

Data are suppressed when the number of cases is five or below to protect the confidentiality of individuals. The sum of the cases for individual categories may be fewer than the total number of cases due to data suppression. Rates are not calculated for multiple races, other, and unknown race categories due to the unavailability of an appropriate denominator.

Cases

Deaths

Select case status:

- ☒ Confirmed  
☐ Probable

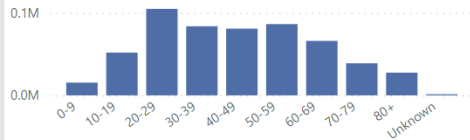
Select Preparedness Region:

All

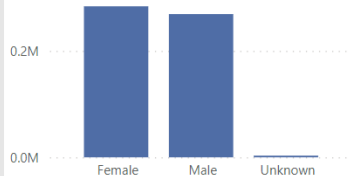
Select county:

All

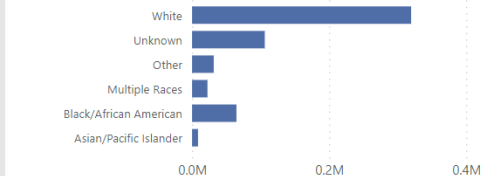
### Cases by Age Group



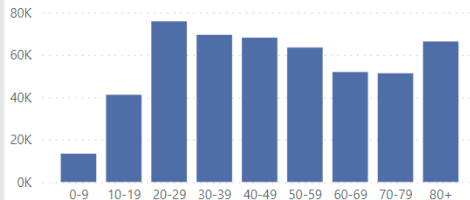
### Cases by Sex



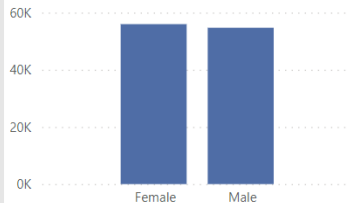
### Cases by Race



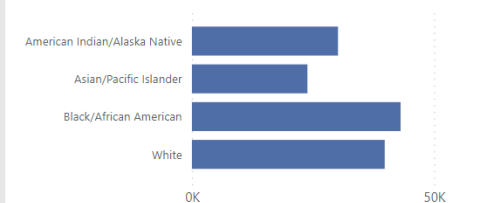
### Cases per Million by Age Group



### Cases per Million by Sex



### Cases per Million by Race



## Cases by Demographic Characteristics

Data are suppressed when the number of cases is five or below to protect the confidentiality of individuals. The sum of the cases for individual categories may be fewer than the total number of cases due to data suppression. Rates are not calculated for multiple races, other, and unknown race categories due to the unavailability of an appropriate denominator.

Cases

Deaths

Select case status:

- ☐ Confirmed  
☒ Probable

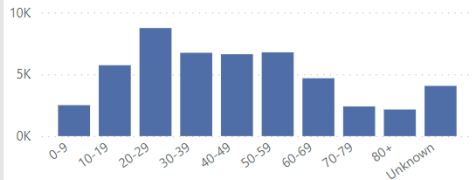
Select Preparedness Region:

All

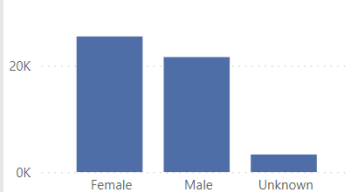
Select county:

All

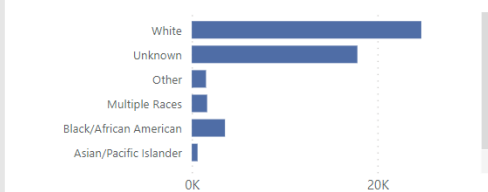
### Cases by Age Group



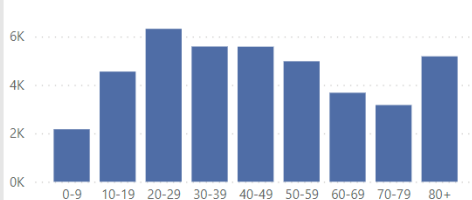
### Cases by Sex



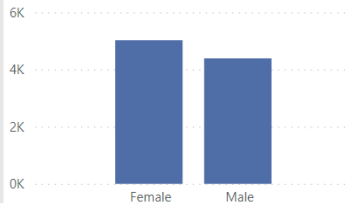
### Cases by Race



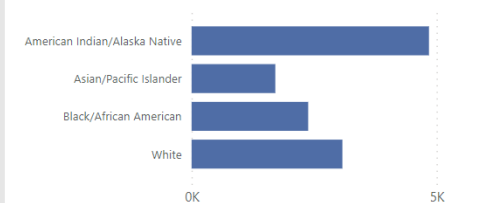
### Cases per Million by Age Group



### Cases per Million by Sex



### Cases per Million by Race



## Deaths by Demographic Characteristics

Data are suppressed when the number of deaths is five or below to protect the confidentiality of individuals. The sum of the deaths for individual categories may be fewer than the total number of deaths due to data suppression. Rates are not calculated for multiple races, other, and unknown race categories due to the unavailability of an appropriate denominator.

Cases

Deaths

Select case status:

- ☒ Confirmed  
☐ Probable

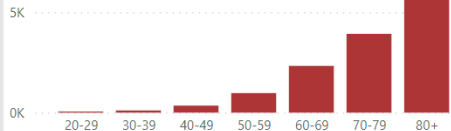
Select Preparedness Region:

All

Select county:

All

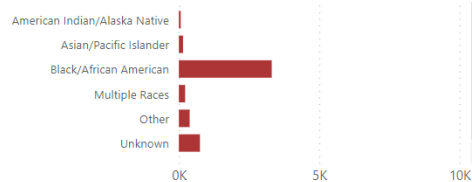
### Deaths by Age Group



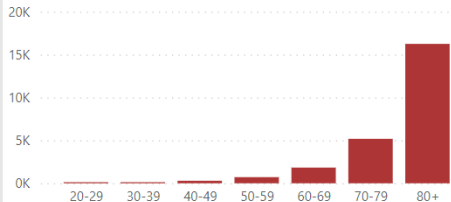
### Deaths by Sex



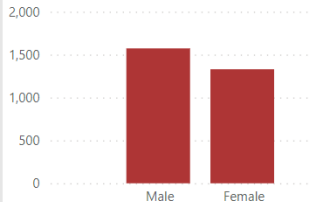
### Deaths by Race



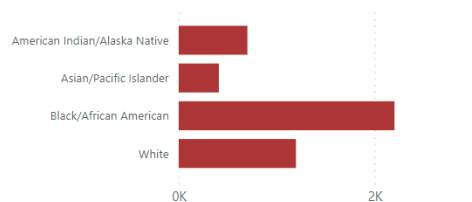
### Deaths per Million by Age Group



### Deaths per Million by Sex



### Deaths per Million by Race



## Deaths by Demographic Characteristics

Data are suppressed when the number of deaths is five or below to protect the confidentiality of individuals. The sum of the deaths for individual categories may be fewer than the total number of deaths due to data suppression. Rates are not calculated for multiple races, other, and unknown race categories due to the unavailability of an appropriate denominator.

Cases

Deaths

Select case status:

☐ Confirmed☒ Probable

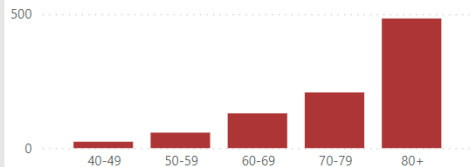
Select Preparedness Region:

All

Select county:

All

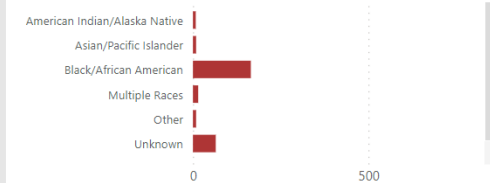
### Deaths by Age Group



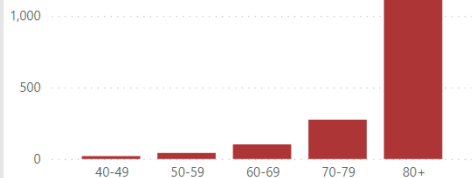
### Deaths by Sex



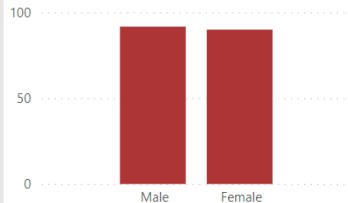
### Deaths by Race



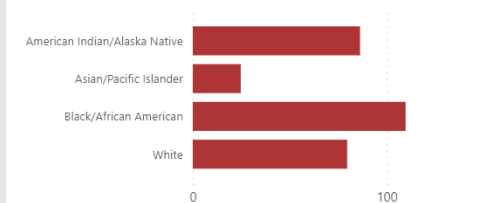
### Deaths per Million by Age Group



### Deaths per Million by Sex



### Deaths per Million by Race



[View Table](#)[View Charts](#)

Select Preparedness Region:

All

Select County:

All

Diagnostic tests are used to find current infection and look for genes or proteins from the severe acute respiratory syndrome coronavirus 2 (SARS-CoV-2), the virus that causes COVID-19. These tests, which are performed as nasal swabs, include: Nucleic acid amplification test/real-time polymerase chain reaction (NAAT/RT-PCR) test and rapid virus antigen detection point of care (POC) tests.

Serology tests are used to look for the possibility of previous infection. Serology tests look for antibodies to SARS-CoV-2 in the blood. There are currently two types of serology tests: the enzyme-linked immunosorbent assay (ELISA) test and the rapid antibody detection POC test. Serology tests do not diagnose disease and do not guarantee immunity, but might provide information about previous infection.

## Total Covid-19 Laboratory Tests

Total testing includes both diagnostic tests which are used to determine if an individual currently has COVID-19 and serology testing which is used to determine if a person has antibodies to Covid-19.

Filter by Date:

3/10/2020

1/27/2021

### Total Laboratory Tests by Type and Date

Test Type ● Diagnostic ● Serology

100K

50K

0K

May 2020

Jul 2020

Sep 2020

Nov 2020

Jan 2021

### Total Tests Completed to Date

Test Type	Count	Tests per Million Residents
Diagnostic	9,369,596	937,791
Serology	486,152	48,658
Total	9,855,748	986,450

### Percent of Tests Completed by Type

4.93%



Test Type

● Diagnostic

● Serology

View Table

View Charts

Select Preparedness Region

All



Select County

All



Diagnostic tests are used to find current infection and look for genes or proteins from the severe acute respiratory syndrome coronavirus 2 (SARS-CoV-2), the virus that causes COVID-19. These tests, which are performed as nasal swabs, include: Nucleic acid amplification test/real-time polymerase chain reaction (NAAT/RT-PCR) test and rapid virus antigen detection point of care (POC) tests. Diagnostic tests do not include serology tests which look for antibodies to SARS-Cov-2 in the blood.

## Diagnostic Covid-19 Laboratory Tests

Diagnostic tests are used to determine if an individual is currently infected with Covid-19.

Filter by Date

3/10/2020

1/27/2021

### Total Laboratory Tests by Type and Date

Test Type ● Negative ● Positive

100K

50K

0K

May 2020

Jul 2020

Sep 2020

Nov 2020

Jan 2021

### Percent of Diagnostic Tests That Were Positive

Positivity  
60%  
40%  
20%  
0%

May 2020

Jul 2020

Sep 2020

Nov 2020

Jan 2021

### Where does the data come from?

The State of Michigan COVID-19 Dashboard displays the most recent provisional data reported to the Michigan Department of Health and Humans Services (MDHHS) about cases in Michigan by selected demographics and county of residence (City of Detroit and Wayne County are reported separately). Data are reported to MDHHS via the [Michigan Disease Surveillance System \(MDSS\)](#). Provisional Death data are provided by the MDHHS Division for [Vital Records & Health Statistics](#).

### How does MDHHS classify confirmed and probable cases?

Confirmed cases only include individuals who have had a positive diagnostic laboratory test for COVID-19. Probable cases include individuals who have symptoms consistent with COVID-19 and an epidemiologic link to a confirmed case or a positive serology (antibody) test, but do not have a positive diagnostic laboratory test for COVID-19 and individuals with a positive serology (antibody) test for COVID-19 and an epidemiologic link to a confirmed case.

### How does MDHHS classify confirmed and probable deaths?

Confirmed deaths include individuals who meet one or more of the following conditions: 1) Have been identified as a confirmed case and classified as deceased as a result of a case investigation in the Michigan Disease Surveillance System (MDSS). MDSS is the database used by state and local health department to monitor reportable diseases like COVID-19; 2) have been identified as a confirmed case in MDSS had have a death certificate with COVID-19 listed as a cause of death; 3) have been identified as a confirmed case in MDSS and die within 30 days of onset of COVID-19 infection and have a death certificate which classifies their manner death as 'natural'. Probable deaths include individuals who have COVID indicated as a cause of death on their death certificate but have not had a positive diagnostic laboratory test.

### Why do the number of probable cases fluctuate?

The number of probable cases can change daily based on the investigation efforts of the health department. When a probable case is first reported, local and/or state health department staff investigate to determine if the person meets the case definition of probable. As additional information is gathered, the case could be re-classified to confirmed, remain as probable, or be determined as not a case.

### Why do data in the demographics tab not sum to the total number of cases for a county or region?

Data are not shown whenever the number of cases for a particular demographic category is fewer than six to protect the confidentiality of individuals. Rates are not calculated for other, multiple, and unknown race because an appropriate population denominator is not available for these categories at the county level.

### Where can I get more information about COVID-19?

Visit <https://www.michigan.gov/coronavirus> to find information on resources and assistance, answers to frequently asked questions, and the latest updates on Michigan's response to COVID-19. For COVID-19 updates from CDC visit <https://www.cdc.gov/coronavirus/2019-ncov>.

# PUBLIC USE DATASETS

## Cases and Deaths by County

### README

Includes total cases and deaths to date by case status (confirmed or probable) and county. County is based on the county of residence.

Confirmed cases only include individuals who have had a positive diagnostic laboratory test for COVID-19.

Probable cases include individuals who have symptoms consistent with COVID-19 and an epidemiologic link to a confirmed case or a positive serology (antibody) test, but do not have a positive diagnostic laboratory test for COVID-19 and individuals with a positive serology (antibody) test for COVID-19 and an epidemiologic link to a confirmed case.

Confirmed deaths include individuals who meet one or more of the following conditions: 1) Have been identified as a confirmed case and classified as deceased as a result of a case investigation in the Michigan Disease Surveillance System (MDSS). MDSS is the database used by state and local health department to monitor reportable diseases like COVID-19; 2) have been identified as a confirmed case in MDSS had have a death certificate with COVID-19 listed as a cause of death; 3) have been identified as a confirmed case in MDSS and die within 30 days of onset of COVID-19 infection and have a death certificate which classifies their manner death as 'natural'.

Probable deaths include individuals who have COVID indicated as a cause of death on their death certificate but have not had a positive diagnostic laboratory test.

The number of probable cases can change daily based on information obtained through the health department investigation. Probable cases can be re-classified as a confirmed case or determined to not be a case.

# **CASES AND DEATHS BY COUNTY 2021-01-28**

Updated	COUNTY	ConfirmedCases	ConfirmedDeaths	ProbableCases	ProbableDeaths
2021/01/28 15:08:29	Alcona	330	18	73	5
2021/01/28 15:08:29	Alger	272	1	152	2
2021/01/28 15:08:29	Allegan	6191	82	687	19
2021/01/28 15:08:29	Alpena	1195	44	219	1
2021/01/28 15:08:29	Antrim	696	15	146	2
2021/01/28 15:08:29	Arenac	626	23	72	0
2021/01/28 15:08:29	Baraga	486	30	91	0
2021/01/28 15:08:29	Barry	3208	38	294	2
2021/01/28 15:08:29	Bay	6772	253	272	6
2021/01/28 15:08:29	Benzie	732	28	119	1
2021/01/28 15:08:29	Berrien	9985	204	730	18
2021/01/28 15:08:29	Branch	3306	77	300	4
2021/01/28 15:08:29	Calhoun	7753	202	1104	14
2021/01/28 15:08:29	Cass	3365	53	339	4
2021/01/28 15:08:29	Charlevoix	798	12	179	0
2021/01/28 15:08:29	Cheboygan	702	34	148	0
2021/01/28 15:08:29	Chippewa	688	20	1006	2
2021/01/28 15:08:29	Clare	1296	67	188	1
2021/01/28 15:08:29	Clinton	4213	60	475	3
2021/01/28 15:08:29	Crawford	514	5	30	0
2021/01/28 15:08:29	Delta	2613	62	457	18
2021/01/28 15:08:29	Dickinson	2093	56	234	14
2021/01/28 15:08:29	Eaton	5314	125	490	8
2021/01/28 15:08:29	Emmet	1185	35	202	0
2021/01/28 15:08:29	Genesee	20772	672	3478	50
2021/01/28 15:08:29	Gladwin	1191	38	219	3
2021/01/28 15:08:29	Gogebic	839	17	320	27
2021/01/28 15:08:29	Grand Traverse	3489	51	395	6
2021/01/28 15:08:29	Gratiot	2386	91	286	4
2021/01/28 15:08:29	Hillsdale	2869	65	251	3
2021/01/28 15:08:29	Houghton	1983	31	481	7
2021/01/28 15:08:29	Huron	1531	52	442	2
2021/01/28 15:08:29	Ingham	14254	248	608	6
2021/01/28 15:08:29	Ionia	3866	60	75	2
2021/01/28 15:08:29	Iosco	1098	59	146	3
2021/01/28 15:08:29	Iron	849	37	61	6
2021/01/28 15:08:29	Isabella	3419	67	410	0
2021/01/28 15:08:29	Jackson	8635	195	275	6
2021/01/28 15:08:29	Kalamazoo	12487	271	1678	36
2021/01/28 15:08:29	Kalkaska	509	14	36	0
2021/01/28 15:08:29	Kent	46274	593	2737	52
2021/01/28 15:08:29	Keweenaw	105	1	25	1
2021/01/28 15:08:29	Lake	327	10	16	1
2021/01/28 15:08:29	Lapeer	4023	112	526	2
2021/01/28 15:08:29	Leelanau	701	11	117	0
2021/01/28 15:08:29	Lenawee	5414	85	214	4
2021/01/28 15:08:29	Livingston	8654	98	867	11

2021/01/28 15:08:29	Luce	130	0	73	0
2021/01/28 15:08:29	Mackinac	277	3	143	0
2021/01/28 15:08:29	Macomb	52688	1745	2881	97
2021/01/28 15:08:29	Manistee	700	16	40	3
2021/01/28 15:08:29	Marquette	3394	53	483	1
2021/01/28 15:08:29	Mason	1074	26	84	0
2021/01/28 15:08:29	Mecosta	1760	17	94	0
2021/01/28 15:08:29	Menominee	1588	33	255	2
2021/01/28 15:08:29	Midland	4134	53	563	3
2021/01/28 15:08:29	Missaukee	536	9	130	7
2021/01/28 15:08:29	Monroe	8165	169	932	12
2021/01/28 15:08:29	Montcalm	3118	80	212	2
2021/01/28 15:08:29	Montmorency	294	15	54	1
2021/01/28 15:08:29	Muskegon	10035	288	197	7
2021/01/28 15:08:29	Newaygo	2493	43	113	1
2021/01/28 15:08:29	Oakland	61327	1788	8696	103
2021/01/28 15:08:29	Oceana	1740	46	71	2
2021/01/28 15:08:29	Ogemaw	917	29	158	1
2021/01/28 15:08:29	Ontonagon	320	17	35	1
2021/01/28 15:08:29	Osceola	854	22	130	0
2021/01/28 15:08:29	Oscoda	306	17	66	1
2021/01/28 15:08:29	Otsego	936	21	149	4
2021/01/28 15:08:29	Ottawa	19955	295	1143	34
2021/01/28 15:08:29	Presque Isle	540	21	74	1
2021/01/28 15:08:29	Roscommon	954	30	127	0
2021/01/28 15:08:29	Saginaw	13395	457	670	11
2021/01/28 15:08:29	Sanilac	1698	69	165	4
2021/01/28 15:08:29	Schoolcraft	226	4	23	1
2021/01/28 15:08:29	Shiawassee	3365	73	168	1
2021/01/28 15:08:29	St Clair	7029	214	1147	12
2021/01/28 15:08:29	St Joseph	3911	71	444	3
2021/01/28 15:08:29	Tuscola	2668	117	375	10
2021/01/28 15:08:29	Van Buren	4438	81	247	11
2021/01/28 15:08:29	Washtenaw	15057	219	1397	6
2021/01/28 15:08:29	Wayne	61330	1963	4110	85
2021/01/28 15:08:29	Wexford	1206	19	78	1
2021/01/28 15:08:29	MDOC	22884	138	717	3
2021/01/28 15:08:29	FCI	297	5	5	0
2021/01/28 15:08:29	Out-of-State	1828	10	66	1
2021/01/28 15:08:29	Unknown	2	0	15	0
2021/01/28 15:08:29	Detroit City	28532	1793	2179	123

# PUBLIC USE DATASETS

## Cases by Demographics Statewide

### README

Includes the total number of confirmed and probable cases and confirmed and probable deaths to date by demographic characteristics

Confirmed cases only include individuals who have had a positive diagnostic laboratory test for COVID-19.

Probable cases include individuals who have symptoms consistent with COVID-19 and an epidemiologic link to a confirmed case or a positive serology (antibody) test, but do not have a positive diagnostic laboratory test for COVID-19 and individuals with a positive serology (antibody) test for COVID-19 and an epidemiologic link to a confirmed case.

Confirmed deaths include individuals who meet one or more of the following conditions: 1) Have been identified as a confirmed case and classified as deceased as a result of a case investigation in the Michigan Disease Surveillance System (MDSS). MDSS is the database used by state and local health department to monitor reportable diseases like COVID-19; 2) have been identified as a confirmed case in MDSS had have a death certificate with COVID-19 listed as a cause of death; 3) have been identified as a confirmed case in MDSS and die within 30 days of onset of COVID-19 infection and have a death certificate which classifies their manner death as 'natural'.

Probable deaths include individuals who have COVID indicated as a cause of death on their death certificate but have not had a positive diagnostic laboratory test.

The number of probable cases can change daily based on information obtained through the health department investigation. Probable cases can be re-classified as a confirmed case or determined to not be a case.

Data is suppressed when the number of cases or deaths in a single category is between one and five to protect the confidentiality of individuals.

# **CASES BY DEMOGRAPHICS STATEWIDE 2021-01-28**

CASE_STATUS	AgeCat	RaceCat	SEX	Cases	Deaths
Confirmed	0-9	American Indian/Alaska Native	Female	69	0
Confirmed	10-19	American Indian/Alaska Native	Female	176	0
Confirmed	20-29	American Indian/Alaska Native	Female	301	0
Confirmed	30-39	American Indian/Alaska Native	Female	237	Suppressed
Confirmed	40-49	American Indian/Alaska Native	Female	213	0
Confirmed	50-59	American Indian/Alaska Native	Female	221	Suppressed
Confirmed	60-69	American Indian/Alaska Native	Female	146	6
Confirmed	70-79	American Indian/Alaska Native	Female	90	10
Confirmed	80+	American Indian/Alaska Native	Female	30	7
Confirmed	Unknown	American Indian/Alaska Native	Female	Suppressed	0
Confirmed	0-9	Asian/Pacific Islander	Female	139	0
Confirmed	10-19	Asian/Pacific Islander	Female	441	0
Confirmed	20-29	Asian/Pacific Islander	Female	953	0
Confirmed	30-39	Asian/Pacific Islander	Female	813	Suppressed
Confirmed	40-49	Asian/Pacific Islander	Female	743	0
Confirmed	50-59	Asian/Pacific Islander	Female	646	Suppressed
Confirmed	60-69	Asian/Pacific Islander	Female	367	8
Confirmed	70-79	Asian/Pacific Islander	Female	179	17
Confirmed	80+	Asian/Pacific Islander	Female	123	34
Confirmed	Unknown	Asian/Pacific Islander	Female	0	0
Confirmed	0-9	Black/African American	Female	789	Suppressed
Confirmed	10-19	Black/African American	Female	2103	Suppressed
Confirmed	20-29	Black/African American	Female	5820	12
Confirmed	30-39	Black/African American	Female	5266	13
Confirmed	40-49	Black/African American	Female	4654	63
Confirmed	50-59	Black/African American	Female	4337	144
Confirmed	60-69	Black/African American	Female	3743	306
Confirmed	70-79	Black/African American	Female	2248	415
Confirmed	80+	Black/African American	Female	1607	571
Confirmed	Unknown	Black/African American	Female	15	0
Confirmed	0-9	Multiple Races	Female	436	0
Confirmed	10-19	Multiple Races	Female	1408	Suppressed
Confirmed	20-29	Multiple Races	Female	2342	0
Confirmed	30-39	Multiple Races	Female	1688	0
Confirmed	40-49	Multiple Races	Female	1782	Suppressed
Confirmed	50-59	Multiple Races	Female	1840	9
Confirmed	60-69	Multiple Races	Female	1357	11
Confirmed	70-79	Multiple Races	Female	751	26
Confirmed	80+	Multiple Races	Female	503	57
Confirmed	Unknown	Multiple Races	Female	9	0
Confirmed	0-9	Other	Female	672	0
Confirmed	10-19	Other	Female	1868	0
Confirmed	20-29	Other	Female	3442	0
Confirmed	30-39	Other	Female	2651	Suppressed
Confirmed	40-49	Other	Female	2475	Suppressed
Confirmed	50-59	Other	Female	1937	13
Confirmed	60-69	Other	Female	1201	29

Confirmed	70-79	Other	Female	637	42
Confirmed	80+	Other	Female	438	73
Confirmed	Unknown	Other	Female	8	0
Confirmed	0-9	Unknown	Female	1128	0
Confirmed	10-19	Unknown	Female	4568	0
Confirmed	20-29	Unknown	Female	10675	Suppressed
Confirmed	30-39	Unknown	Female	8410	Suppressed
Confirmed	40-49	Unknown	Female	8653	8
Confirmed	50-59	Unknown	Female	9254	16
Confirmed	60-69	Unknown	Female	5631	44
Confirmed	70-79	Unknown	Female	2622	83
Confirmed	80+	Unknown	Female	2214	228
Confirmed	Unknown	Unknown	Female	99	0
Confirmed	0-9	White	Female	4148	0
Confirmed	10-19	White	Female	16296	0
Confirmed	20-29	White	Female	30763	10
Confirmed	30-39	White	Female	22768	16
Confirmed	40-49	White	Female	22510	49
Confirmed	50-59	White	Female	24958	166
Confirmed	60-69	White	Female	20193	495
Confirmed	70-79	White	Female	13037	992
Confirmed	80+	White	Female	11864	2741
Confirmed	Unknown	White	Female	78	0
Confirmed	0-9	American Indian/Alaska Native	Male	56	0
Confirmed	10-19	American Indian/Alaska Native	Male	149	0
Confirmed	20-29	American Indian/Alaska Native	Male	237	0
Confirmed	30-39	American Indian/Alaska Native	Male	208	0
Confirmed	40-49	American Indian/Alaska Native	Male	211	0
Confirmed	50-59	American Indian/Alaska Native	Male	186	Suppressed
Confirmed	60-69	American Indian/Alaska Native	Male	150	18
Confirmed	70-79	American Indian/Alaska Native	Male	78	13
Confirmed	80+	American Indian/Alaska Native	Male	26	Suppressed
Confirmed	Unknown	American Indian/Alaska Native	Male	0	0
Confirmed	0-9	Asian/Pacific Islander	Male	181	0
Confirmed	10-19	Asian/Pacific Islander	Male	410	0
Confirmed	20-29	Asian/Pacific Islander	Male	1013	0
Confirmed	30-39	Asian/Pacific Islander	Male	786	0
Confirmed	40-49	Asian/Pacific Islander	Male	632	Suppressed
Confirmed	50-59	Asian/Pacific Islander	Male	602	Suppressed
Confirmed	60-69	Asian/Pacific Islander	Male	359	21
Confirmed	70-79	Asian/Pacific Islander	Male	171	31
Confirmed	80+	Asian/Pacific Islander	Male	86	23
Confirmed	Unknown	Asian/Pacific Islander	Male	0	0
Confirmed	0-9	Black/African American	Male	852	0
Confirmed	10-19	Black/African American	Male	1950	Suppressed
Confirmed	20-29	Black/African American	Male	6319	14
Confirmed	30-39	Black/African American	Male	6247	31
Confirmed	40-49	Black/African American	Male	5668	93
Confirmed	50-59	Black/African American	Male	5398	247
Confirmed	60-69	Black/African American	Male	4114	446

Confirmed	70-79	Black/African American	Male	2205	542
Confirmed	80+	Black/African American	Male	956	406
Confirmed	Unknown	Black/African American	Male	6	0
Confirmed	0-9	Multiple Races	Male	465	Suppressed
Confirmed	10-19	Multiple Races	Male	1394	0
Confirmed	20-29	Multiple Races	Male	1921	0
Confirmed	30-39	Multiple Races	Male	1378	Suppressed
Confirmed	40-49	Multiple Races	Male	1371	Suppressed
Confirmed	50-59	Multiple Races	Male	1451	8
Confirmed	60-69	Multiple Races	Male	1262	29
Confirmed	70-79	Multiple Races	Male	695	31
Confirmed	80+	Multiple Races	Male	295	42
Confirmed	Unknown	Multiple Races	Male	Suppressed	0
Confirmed	0-9	Other	Male	734	0
Confirmed	10-19	Other	Male	1901	0
Confirmed	20-29	Other	Male	3586	Suppressed
Confirmed	30-39	Other	Male	2874	Suppressed
Confirmed	40-49	Other	Male	2682	14
Confirmed	50-59	Other	Male	2224	24
Confirmed	60-69	Other	Male	1299	66
Confirmed	70-79	Other	Male	593	56
Confirmed	80+	Other	Male	269	55
Confirmed	Unknown	Other	Male	Suppressed	0
Confirmed	0-9	Unknown	Male	1180	0
Confirmed	10-19	Unknown	Male	4309	0
Confirmed	20-29	Unknown	Male	10838	0
Confirmed	30-39	Unknown	Male	8871	7
Confirmed	40-49	Unknown	Male	8071	19
Confirmed	50-59	Unknown	Male	8898	23
Confirmed	60-69	Unknown	Male	5475	67
Confirmed	70-79	Unknown	Male	2331	116
Confirmed	80+	Unknown	Male	1178	133
Confirmed	Unknown	Unknown	Male	103	0
Confirmed	0-9	White	Male	4500	0
Confirmed	10-19	White	Male	14600	Suppressed
Confirmed	20-29	White	Male	26012	18
Confirmed	30-39	White	Male	21059	31
Confirmed	40-49	White	Male	20656	88
Confirmed	50-59	White	Male	23979	308
Confirmed	60-69	White	Male	20436	781
Confirmed	70-79	White	Male	13087	1547
Confirmed	80+	White	Male	7853	2363
Confirmed	Unknown	White	Male	64	0
Confirmed	0-9	American Indian/Alaska Native	Unknown	0	0
Confirmed	10-19	American Indian/Alaska Native	Unknown	Suppressed	0
Confirmed	20-29	American Indian/Alaska Native	Unknown	Suppressed	0
Confirmed	30-39	American Indian/Alaska Native	Unknown	Suppressed	0
Confirmed	40-49	American Indian/Alaska Native	Unknown	0	0
Confirmed	50-59	American Indian/Alaska Native	Unknown	Suppressed	0
Confirmed	60-69	American Indian/Alaska Native	Unknown	Suppressed	0

Confirmed	70-79	American Indian/Alaska Native	Unknown	Suppressed	0
Confirmed	80+	American Indian/Alaska Native	Unknown	0	0
Confirmed	Unknown	American Indian/Alaska Native	Unknown	0	0
Confirmed	0-9	Asian/Pacific Islander	Unknown	0	0
Confirmed	10-19	Asian/Pacific Islander	Unknown	6	0
Confirmed	20-29	Asian/Pacific Islander	Unknown	8	0
Confirmed	30-39	Asian/Pacific Islander	Unknown	Suppressed	0
Confirmed	40-49	Asian/Pacific Islander	Unknown	Suppressed	0
Confirmed	50-59	Asian/Pacific Islander	Unknown	Suppressed	0
Confirmed	60-69	Asian/Pacific Islander	Unknown	0	0
Confirmed	70-79	Asian/Pacific Islander	Unknown	0	0
Confirmed	80+	Asian/Pacific Islander	Unknown	0	0
Confirmed	Unknown	Asian/Pacific Islander	Unknown	0	0
Confirmed	0-9	Black/African American	Unknown	Suppressed	0
Confirmed	10-19	Black/African American	Unknown	12	0
Confirmed	20-29	Black/African American	Unknown	106	0
Confirmed	30-39	Black/African American	Unknown	91	0
Confirmed	40-49	Black/African American	Unknown	97	0
Confirmed	50-59	Black/African American	Unknown	84	0
Confirmed	60-69	Black/African American	Unknown	40	Suppressed
Confirmed	70-79	Black/African American	Unknown	13	Suppressed
Confirmed	80+	Black/African American	Unknown	Suppressed	0
Confirmed	Unknown	Black/African American	Unknown	0	0
Confirmed	0-9	Multiple Races	Unknown	Suppressed	0
Confirmed	10-19	Multiple Races	Unknown	9	0
Confirmed	20-29	Multiple Races	Unknown	15	0
Confirmed	30-39	Multiple Races	Unknown	13	0
Confirmed	40-49	Multiple Races	Unknown	14	0
Confirmed	50-59	Multiple Races	Unknown	9	0
Confirmed	60-69	Multiple Races	Unknown	14	0
Confirmed	70-79	Multiple Races	Unknown	6	0
Confirmed	80+	Multiple Races	Unknown	Suppressed	0
Confirmed	Unknown	Multiple Races	Unknown	Suppressed	0
Confirmed	0-9	Other	Unknown	7	0
Confirmed	10-19	Other	Unknown	8	0
Confirmed	20-29	Other	Unknown	18	0
Confirmed	30-39	Other	Unknown	19	0
Confirmed	40-49	Other	Unknown	22	0
Confirmed	50-59	Other	Unknown	13	0
Confirmed	60-69	Other	Unknown	10	0
Confirmed	70-79	Other	Unknown	Suppressed	0
Confirmed	80+	Other	Unknown	6	0
Confirmed	Unknown	Other	Unknown	Suppressed	0
Confirmed	0-9	Unknown	Unknown	46	0
Confirmed	10-19	Unknown	Unknown	152	0
Confirmed	20-29	Unknown	Unknown	359	0
Confirmed	30-39	Unknown	Unknown	228	0
Confirmed	40-49	Unknown	Unknown	276	0
Confirmed	50-59	Unknown	Unknown	244	0
Confirmed	60-69	Unknown	Unknown	131	Suppressed

Confirmed	70-79	Unknown	Unknown	66	Suppressed
Confirmed	80+	Unknown	Unknown	54	Suppressed
Confirmed	Unknown	Unknown	Unknown	42	0
Confirmed	0-9	White	Unknown	13	0
Confirmed	10-19	White	Unknown	81	0
Confirmed	20-29	White	Unknown	163	0
Confirmed	30-39	White	Unknown	165	0
Confirmed	40-49	White	Unknown	144	0
Confirmed	50-59	White	Unknown	136	0
Confirmed	60-69	White	Unknown	111	0
Confirmed	70-79	White	Unknown	53	Suppressed
Confirmed	80+	White	Unknown	22	Suppressed
Confirmed	Unknown	White	Unknown	Suppressed	0
Probable	0-9	American Indian/Alaska Native	Female	27	0
Probable	10-19	American Indian/Alaska Native	Female	35	0
Probable	20-29	American Indian/Alaska Native	Female	50	0
Probable	30-39	American Indian/Alaska Native	Female	34	0
Probable	40-49	American Indian/Alaska Native	Female	32	0
Probable	50-59	American Indian/Alaska Native	Female	25	0
Probable	60-69	American Indian/Alaska Native	Female	21	0
Probable	70-79	American Indian/Alaska Native	Female	6	0
Probable	80+	American Indian/Alaska Native	Female	Suppressed	Suppressed
Probable	Unknown	American Indian/Alaska Native	Female	Suppressed	0
Probable	0-9	Asian/Pacific Islander	Female	20	0
Probable	10-19	Asian/Pacific Islander	Female	33	0
Probable	20-29	Asian/Pacific Islander	Female	77	0
Probable	30-39	Asian/Pacific Islander	Female	58	0
Probable	40-49	Asian/Pacific Islander	Female	40	0
Probable	50-59	Asian/Pacific Islander	Female	46	0
Probable	60-69	Asian/Pacific Islander	Female	23	Suppressed
Probable	70-79	Asian/Pacific Islander	Female	11	Suppressed
Probable	80+	Asian/Pacific Islander	Female	6	0
Probable	Unknown	Asian/Pacific Islander	Female	Suppressed	0
Probable	0-9	Black/African American	Female	78	0
Probable	10-19	Black/African American	Female	142	0
Probable	20-29	Black/African American	Female	349	0
Probable	30-39	Black/African American	Female	337	0
Probable	40-49	Black/African American	Female	290	Suppressed
Probable	50-59	Black/African American	Female	292	10
Probable	60-69	Black/African American	Female	215	14
Probable	70-79	Black/African American	Female	88	14
Probable	80+	Black/African American	Female	66	31
Probable	Unknown	Black/African American	Female	19	0
Probable	0-9	Multiple Races	Female	71	0
Probable	10-19	Multiple Races	Female	128	0
Probable	20-29	Multiple Races	Female	162	0
Probable	30-39	Multiple Races	Female	98	0
Probable	40-49	Multiple Races	Female	111	0
Probable	50-59	Multiple Races	Female	110	0
Probable	60-69	Multiple Races	Female	78	Suppressed

Probable	70-79	Multiple Races	Female	38	0
Probable	80+	Multiple Races	Female	26	6
Probable	Unknown	Multiple Races	Female	34	0
Probable	0-9	Other	Female	56	0
Probable	10-19	Other	Female	116	0
Probable	20-29	Other	Female	168	0
Probable	30-39	Other	Female	122	0
Probable	40-49	Other	Female	120	0
Probable	50-59	Other	Female	79	Suppressed
Probable	60-69	Other	Female	46	Suppressed
Probable	70-79	Other	Female	22	0
Probable	80+	Other	Female	8	Suppressed
Probable	Unknown	Other	Female	15	0
Probable	0-9	Unknown	Female	228	0
Probable	10-19	Unknown	Female	744	0
Probable	20-29	Unknown	Female	1452	0
Probable	30-39	Unknown	Female	990	0
Probable	40-49	Unknown	Female	1098	0
Probable	50-59	Unknown	Female	1095	Suppressed
Probable	60-69	Unknown	Female	769	Suppressed
Probable	70-79	Unknown	Female	314	Suppressed
Probable	80+	Unknown	Female	224	21
Probable	Unknown	Unknown	Female	1034	0
Probable	0-9	White	Female	740	0
Probable	10-19	White	Female	1723	Suppressed
Probable	20-29	White	Female	2261	0
Probable	30-39	White	Female	1752	0
Probable	40-49	White	Female	1776	Suppressed
Probable	50-59	White	Female	1875	14
Probable	60-69	White	Female	1288	29
Probable	70-79	White	Female	770	66
Probable	80+	White	Female	1041	224
Probable	Unknown	White	Female	267	0
Probable	0-9	American Indian/Alaska Native	Male	16	0
Probable	10-19	American Indian/Alaska Native	Male	36	0
Probable	20-29	American Indian/Alaska Native	Male	38	0
Probable	30-39	American Indian/Alaska Native	Male	35	0
Probable	40-49	American Indian/Alaska Native	Male	31	0
Probable	50-59	American Indian/Alaska Native	Male	26	0
Probable	60-69	American Indian/Alaska Native	Male	17	Suppressed
Probable	70-79	American Indian/Alaska Native	Male	7	Suppressed
Probable	80+	American Indian/Alaska Native	Male	Suppressed	Suppressed
Probable	Unknown	American Indian/Alaska Native	Male	Suppressed	0
Probable	0-9	Asian/Pacific Islander	Male	25	0
Probable	10-19	Asian/Pacific Islander	Male	33	0
Probable	20-29	Asian/Pacific Islander	Male	64	0
Probable	30-39	Asian/Pacific Islander	Male	65	0
Probable	40-49	Asian/Pacific Islander	Male	47	0
Probable	50-59	Asian/Pacific Islander	Male	33	Suppressed
Probable	60-69	Asian/Pacific Islander	Male	14	Suppressed

Probable	70-79	Asian/Pacific Islander	Male	7	Suppressed
Probable	80+	Asian/Pacific Islander	Male	Suppressed	Suppressed
Probable	Unknown	Asian/Pacific Islander	Male	Suppressed	0
Probable	0-9	Black/African American	Male	65	0
Probable	10-19	Black/African American	Male	136	Suppressed
Probable	20-29	Black/African American	Male	320	0
Probable	30-39	Black/African American	Male	317	0
Probable	40-49	Black/African American	Male	244	8
Probable	50-59	Black/African American	Male	280	12
Probable	60-69	Black/African American	Male	189	24
Probable	70-79	Black/African American	Male	75	29
Probable	80+	Black/African American	Male	34	19
Probable	Unknown	Black/African American	Male	13	0
Probable	0-9	Multiple Races	Male	61	0
Probable	10-19	Multiple Races	Male	130	0
Probable	20-29	Multiple Races	Male	133	0
Probable	30-39	Multiple Races	Male	82	0
Probable	40-49	Multiple Races	Male	99	Suppressed
Probable	50-59	Multiple Races	Male	89	0
Probable	60-69	Multiple Races	Male	67	0
Probable	70-79	Multiple Races	Male	34	Suppressed
Probable	80+	Multiple Races	Male	13	Suppressed
Probable	Unknown	Multiple Races	Male	42	0
Probable	0-9	Other	Male	46	0
Probable	10-19	Other	Male	125	0
Probable	20-29	Other	Male	159	0
Probable	30-39	Other	Male	139	0
Probable	40-49	Other	Male	128	0
Probable	50-59	Other	Male	83	0
Probable	60-69	Other	Male	48	Suppressed
Probable	70-79	Other	Male	21	Suppressed
Probable	80+	Other	Male	7	Suppressed
Probable	Unknown	Other	Male	13	0
Probable	0-9	Unknown	Male	259	0
Probable	10-19	Unknown	Male	732	0
Probable	20-29	Unknown	Male	1267	0
Probable	30-39	Unknown	Male	972	Suppressed
Probable	40-49	Unknown	Male	874	Suppressed
Probable	50-59	Unknown	Male	936	Suppressed
Probable	60-69	Unknown	Male	593	Suppressed
Probable	70-79	Unknown	Male	251	9
Probable	80+	Unknown	Male	135	16
Probable	Unknown	Unknown	Male	857	0
Probable	0-9	White	Male	729	0
Probable	10-19	White	Male	1438	0
Probable	20-29	White	Male	1879	Suppressed
Probable	30-39	White	Male	1456	Suppressed
Probable	40-49	White	Male	1417	6
Probable	50-59	White	Male	1532	16
Probable	60-69	White	Male	1134	45

Probable	70-79	White	Male	669	78
Probable	80+	White	Male	544	152
Probable	Unknown	White	Male	231	0
Probable	0-9	American Indian/Alaska Native	Unknown	0	0
Probable	10-19	American Indian/Alaska Native	Unknown	0	0
Probable	20-29	American Indian/Alaska Native	Unknown	Suppressed	0
Probable	30-39	American Indian/Alaska Native	Unknown	0	0
Probable	40-49	American Indian/Alaska Native	Unknown	Suppressed	0
Probable	50-59	American Indian/Alaska Native	Unknown	0	0
Probable	60-69	American Indian/Alaska Native	Unknown	0	0
Probable	70-79	American Indian/Alaska Native	Unknown	0	0
Probable	80+	American Indian/Alaska Native	Unknown	0	0
Probable	Unknown	American Indian/Alaska Native	Unknown	Suppressed	0
Probable	0-9	Asian/Pacific Islander	Unknown	0	0
Probable	10-19	Asian/Pacific Islander	Unknown	0	0
Probable	20-29	Asian/Pacific Islander	Unknown	Suppressed	0
Probable	30-39	Asian/Pacific Islander	Unknown	Suppressed	0
Probable	40-49	Asian/Pacific Islander	Unknown	Suppressed	0
Probable	50-59	Asian/Pacific Islander	Unknown	Suppressed	0
Probable	60-69	Asian/Pacific Islander	Unknown	0	0
Probable	70-79	Asian/Pacific Islander	Unknown	0	0
Probable	80+	Asian/Pacific Islander	Unknown	0	0
Probable	Unknown	Asian/Pacific Islander	Unknown	Suppressed	0
Probable	0-9	Black/African American	Unknown	Suppressed	0
Probable	10-19	Black/African American	Unknown	Suppressed	0
Probable	20-29	Black/African American	Unknown	6	0
Probable	30-39	Black/African American	Unknown	Suppressed	0
Probable	40-49	Black/African American	Unknown	Suppressed	0
Probable	50-59	Black/African American	Unknown	Suppressed	0
Probable	60-69	Black/African American	Unknown	Suppressed	0
Probable	70-79	Black/African American	Unknown	Suppressed	0
Probable	80+	Black/African American	Unknown	0	0
Probable	Unknown	Black/African American	Unknown	Suppressed	0
Probable	0-9	Multiple Races	Unknown	Suppressed	0
Probable	10-19	Multiple Races	Unknown	Suppressed	0
Probable	20-29	Multiple Races	Unknown	9	0
Probable	30-39	Multiple Races	Unknown	10	0
Probable	40-49	Multiple Races	Unknown	Suppressed	0
Probable	50-59	Multiple Races	Unknown	Suppressed	0
Probable	60-69	Multiple Races	Unknown	Suppressed	0
Probable	70-79	Multiple Races	Unknown	0	0
Probable	80+	Multiple Races	Unknown	0	0
Probable	Unknown	Multiple Races	Unknown	10	0
Probable	0-9	Other	Unknown	Suppressed	0
Probable	10-19	Other	Unknown	Suppressed	0
Probable	20-29	Other	Unknown	Suppressed	0
Probable	30-39	Other	Unknown	Suppressed	0
Probable	40-49	Other	Unknown	Suppressed	0
Probable	50-59	Other	Unknown	Suppressed	0
Probable	60-69	Other	Unknown	Suppressed	0

Probable	70-79	Other	Unknown	0	0
Probable	80+	Other	Unknown	0	0
Probable	Unknown	Other	Unknown	0	0
Probable	0-9	Unknown	Unknown	55	0
Probable	10-19	Unknown	Unknown	140	0
Probable	20-29	Unknown	Unknown	312	0
Probable	30-39	Unknown	Unknown	244	0
Probable	40-49	Unknown	Unknown	279	Suppressed
Probable	50-59	Unknown	Unknown	239	0
Probable	60-69	Unknown	Unknown	162	0
Probable	70-79	Unknown	Unknown	73	Suppressed
Probable	80+	Unknown	Unknown	28	Suppressed
Probable	Unknown	Unknown	Unknown	1479	0
Probable	0-9	White	Unknown	16	0
Probable	10-19	White	Unknown	32	0
Probable	20-29	White	Unknown	25	0
Probable	30-39	White	Unknown	19	0
Probable	40-49	White	Unknown	25	0
Probable	50-59	White	Unknown	23	0
Probable	60-69	White	Unknown	8	Suppressed
Probable	70-79	White	Unknown	12	0
Probable	80+	White	Unknown	Suppressed	0
Probable	Unknown	White	Unknown	31	0

# PUBLIC USE DATASETS

## COVID-19 Tests by County

### README

Data includes tests by type (diagnostic, serology or total combined) by county.

Diagnostic tests are used to find current infection and look for genes or proteins from the severe acute respiratory syndrome coronavirus 2 (SARS-CoV-2), the virus that causes COVID-19. These tests, which are performed as nasal swabs, include: Nucleic acid amplification test/real-time polymerase chain reaction (NAAT/RT-PCR) test and rapid virus antigen detection point of care (POC) tests.

Serology tests are used to look for the possibility of previous infection. Serology tests look for antibodies to SARS-CoV-2 in the blood. There are currently two types of serology tests: the enzyme-linked immunosorbent assay (ELISA) test and the rapid antibody detection POC test. Serology tests do not diagnose disease and do not guarantee immunity, but might provide information about previous infection.

Correctional includes state and federal prisons and county and city detection facilities.

Testing data represents total tests performed, not individuals tested. A single individual may have more than one test completed.

## COVID-19 TESTS BY COUNTY 2021-01-28

Updated	COUNTY	TestType	Count	RatePerMillion
2021/01/28 15:08:34	Alcona	Diagnostic	4934	474195
2021/01/28 15:08:34	Alcona	Serology	150	14416
2021/01/28 15:08:34	Alcona	Total	5084	488611
2021/01/28 15:08:34	Alger	Serology	329	36122
2021/01/28 15:08:34	Alger	Diagnostic	5825	639548
2021/01/28 15:08:34	Alger	Total	6154	675670
2021/01/28 15:08:34	Allegan	Diagnostic	88038	745573
2021/01/28 15:08:34	Allegan	Serology	2319	19639
2021/01/28 15:08:34	Allegan	Total	90357	765212
2021/01/28 15:08:34	Alpena	Diagnostic	13552	477099
2021/01/28 15:08:34	Alpena	Serology	565	19891
2021/01/28 15:08:34	Alpena	Total	14117	496990
2021/01/28 15:08:34	Antrim	Diagnostic	15970	684702
2021/01/28 15:08:34	Antrim	Serology	564	24181
2021/01/28 15:08:34	Antrim	Total	16534	708884
2021/01/28 15:08:34	Arenac	Diagnostic	10922	733857
2021/01/28 15:08:34	Arenac	Serology	356	23920
2021/01/28 15:08:34	Arenac	Total	11278	757777
2021/01/28 15:08:34	Baraga	Diagnostic	6745	821659
2021/01/28 15:08:34	Baraga	Serology	54	6578
2021/01/28 15:08:34	Baraga	Total	6799	828237
2021/01/28 15:08:34	Barry	Diagnostic	42074	683574
2021/01/28 15:08:34	Barry	Serology	1565	25426
2021/01/28 15:08:34	Barry	Total	43639	709001
2021/01/28 15:08:34	Bay	Serology	5388	52247
2021/01/28 15:08:34	Bay	Diagnostic	93949	911012
2021/01/28 15:08:34	Bay	Total	99337	963259
2021/01/28 15:08:34	Benzie	Diagnostic	9888	556569
2021/01/28 15:08:34	Benzie	Serology	550	30958
2021/01/28 15:08:34	Benzie	Total	10438	587527
2021/01/28 15:08:34	Berrien	Serology	4626	30156
2021/01/28 15:08:34	Berrien	Diagnostic	179019	1167000
2021/01/28 15:08:34	Berrien	Total	183645	1197156
2021/01/28 15:08:34	Branch	Serology	379	8709
2021/01/28 15:08:34	Branch	Diagnostic	29999	689363
2021/01/28 15:08:34	Branch	Total	30378	698072
2021/01/28 15:08:34	Calhoun	Diagnostic	146774	1094030
2021/01/28 15:08:34	Calhoun	Serology	1532	11419
2021/01/28 15:08:34	Calhoun	Total	148306	1105450
2021/01/28 15:08:34	Cass	Diagnostic	29966	578639
2021/01/28 15:08:34	Cass	Serology	546	10543
2021/01/28 15:08:34	Cass	Total	30512	589183
2021/01/28 15:08:34	Charlevoix	Diagnostic	17286	661210
2021/01/28 15:08:34	Charlevoix	Serology	902	34503
2021/01/28 15:08:34	Charlevoix	Total	18188	695712
2021/01/28 15:08:34	Cheboygan	Diagnostic	10878	430369
2021/01/28 15:08:34	Cheboygan	Serology	490	19386

2021/01/28 15:08:34	Cheboygan	Total	11368	449755
2021/01/28 15:08:34	Chippewa	Serology	231	6185
2021/01/28 15:08:34	Chippewa	Diagnostic	16984	454738
2021/01/28 15:08:34	Chippewa	Total	17215	460923
2021/01/28 15:08:34	Clare	Serology	788	25460
2021/01/28 15:08:34	Clare	Diagnostic	15031	485654
2021/01/28 15:08:34	Clare	Total	15819	511115
2021/01/28 15:08:34	Clinton	Diagnostic	44482	558854
2021/01/28 15:08:34	Clinton	Serology	3573	44890
2021/01/28 15:08:34	Clinton	Total	48055	603744
2021/01/28 15:08:34	Correctional	Diagnostic	517805	
2021/01/28 15:08:34	Correctional	Serology	20072	
2021/01/28 15:08:34	Correctional	Total	537877	
2021/01/28 15:08:34	Crawford	Diagnostic	7601	541806
2021/01/28 15:08:34	Crawford	Serology	238	16965
2021/01/28 15:08:34	Crawford	Total	7839	558771
2021/01/28 15:08:34	Delta	Serology	698	19506
2021/01/28 15:08:34	Delta	Diagnostic	31672	885088
2021/01/28 15:08:34	Delta	Total	32370	904594
2021/01/28 15:08:34	Detroit City	Serology	22577	34744
2021/01/28 15:08:34	Detroit City	Diagnostic	573014	881826
2021/01/28 15:08:34	Detroit City	Total	595591	916570
2021/01/28 15:08:34	Dickinson	Diagnostic	14178	561750
2021/01/28 15:08:34	Dickinson	Serology	137	5428
2021/01/28 15:08:34	Dickinson	Total	14315	567178
2021/01/28 15:08:34	Eaton	Serology	5365	48654
2021/01/28 15:08:34	Eaton	Diagnostic	92420	838140
2021/01/28 15:08:34	Eaton	Total	97785	886794
2021/01/28 15:08:34	Emmet	Diagnostic	22402	670417
2021/01/28 15:08:34	Emmet	Serology	1341	40132
2021/01/28 15:08:34	Emmet	Total	23743	710549
2021/01/28 15:08:34	Genesee	Diagnostic	283505	698610
2021/01/28 15:08:34	Genesee	Serology	17115	42175
2021/01/28 15:08:34	Genesee	Total	300620	740785
2021/01/28 15:08:34	Gladwin	Diagnostic	13398	526465
2021/01/28 15:08:34	Gladwin	Serology	852	33479
2021/01/28 15:08:34	Gladwin	Total	14250	559943
2021/01/28 15:08:34	Gogebic	Diagnostic	15198	1087513
2021/01/28 15:08:34	Gogebic	Serology	256	18318
2021/01/28 15:08:34	Gogebic	Total	15454	1105832
2021/01/28 15:08:34	Grand Traverse	Diagnostic	66066	709716
2021/01/28 15:08:34	Grand Traverse	Serology	4833	51919
2021/01/28 15:08:34	Grand Traverse	Total	70899	761634
2021/01/28 15:08:34	Gratiot	Diagnostic	40575	996659
2021/01/28 15:08:34	Gratiot	Serology	917	22525
2021/01/28 15:08:34	Gratiot	Total	41492	1019184
2021/01/28 15:08:34	Hillsdale	Diagnostic	33989	745291
2021/01/28 15:08:34	Hillsdale	Serology	815	17871
2021/01/28 15:08:34	Hillsdale	Total	34804	763162
2021/01/28 15:08:34	Houghton	Diagnostic	35548	996189

2021/01/28 15:08:34	Houghton	Serology	245	6866
2021/01/28 15:08:34	Houghton	Total	35793	1003055
2021/01/28 15:08:34	Huron	Diagnostic	22997	742294
2021/01/28 15:08:34	Huron	Serology	565	18237
2021/01/28 15:08:34	Huron	Total	23562	760531
2021/01/28 15:08:34	Ingham	Serology	17712	60573
2021/01/28 15:08:34	Ingham	Diagnostic	253846	868129
2021/01/28 15:08:34	Ingham	Total	271558	928702
2021/01/28 15:08:34	Ionia	Serology	1903	29414
2021/01/28 15:08:34	Ionia	Diagnostic	57451	888001
2021/01/28 15:08:34	Ionia	Total	59354	917415
2021/01/28 15:08:34	Iosco	Diagnostic	18357	730569
2021/01/28 15:08:34	Iosco	Serology	525	20894
2021/01/28 15:08:34	Iosco	Total	18882	751463
2021/01/28 15:08:34	Iron	Diagnostic	20280	1832641
2021/01/28 15:08:34	Iron	Serology	119	10754
2021/01/28 15:08:34	Iron	Total	20399	1843394
2021/01/28 15:08:34	Isabella	Diagnostic	39235	561527
2021/01/28 15:08:34	Isabella	Serology	1092	15629
2021/01/28 15:08:34	Isabella	Total	40327	577155
2021/01/28 15:08:34	Jackson	Serology	2979	18794
2021/01/28 15:08:34	Jackson	Diagnostic	159294	1004946
2021/01/28 15:08:34	Jackson	Total	162273	1023740
2021/01/28 15:08:34	Kalamazoo	Serology	5931	22376
2021/01/28 15:08:34	Kalamazoo	Diagnostic	225231	849717
2021/01/28 15:08:34	Kalamazoo	Total	231162	872092
2021/01/28 15:08:34	Kalkaska	Serology	548	30380
2021/01/28 15:08:34	Kalkaska	Diagnostic	13113	726965
2021/01/28 15:08:34	Kalkaska	Total	13661	757346
2021/01/28 15:08:34	Kent	Serology	37018	56348
2021/01/28 15:08:34	Kent	Diagnostic	661676	1007186
2021/01/28 15:08:34	Kent	Total	698694	1063534
2021/01/28 15:08:34	Keweenaw	Diagnostic	1684	795841
2021/01/28 15:08:34	Keweenaw	Serology	30	14178
2021/01/28 15:08:34	Keweenaw	Total	1714	810019
2021/01/28 15:08:34	Lake	Diagnostic	8638	728761
2021/01/28 15:08:34	Lake	Serology	173	14595
2021/01/28 15:08:34	Lake	Total	8811	743356
2021/01/28 15:08:34	Lapeer	Diagnostic	47209	538872
2021/01/28 15:08:34	Lapeer	Serology	2718	31025
2021/01/28 15:08:34	Lapeer	Total	49927	569897
2021/01/28 15:08:34	Leelanau	Serology	759	34879
2021/01/28 15:08:34	Leelanau	Diagnostic	10041	461422
2021/01/28 15:08:34	Leelanau	Total	10800	496301
2021/01/28 15:08:34	Lenawee	Serology	1672	16983
2021/01/28 15:08:34	Lenawee	Diagnostic	89557	909661
2021/01/28 15:08:34	Lenawee	Total	91229	926644
2021/01/28 15:08:34	Livingston	Serology	6809	35464
2021/01/28 15:08:34	Livingston	Diagnostic	148098	771364
2021/01/28 15:08:34	Livingston	Total	154907	806828

2021/01/28 15:08:34	Luce	Diagnostic	4202	674587
2021/01/28 15:08:34	Luce	Serology	35	5619
2021/01/28 15:08:34	Luce	Total	4237	680205
2021/01/28 15:08:34	Mackinac	Diagnostic	6161	570516
2021/01/28 15:08:34	Mackinac	Serology	106	9816
2021/01/28 15:08:34	Mackinac	Total	6267	580332
2021/01/28 15:08:34	Macomb	Diagnostic	635661	727324
2021/01/28 15:08:34	Macomb	Serology	48370	55345
2021/01/28 15:08:34	Macomb	Total	684031	782669
2021/01/28 15:08:34	Manistee	Serology	722	29400
2021/01/28 15:08:34	Manistee	Diagnostic	13660	556234
2021/01/28 15:08:34	Manistee	Total	14382	585634
2021/01/28 15:08:34	Marquette	Diagnostic	97319	1459077
2021/01/28 15:08:34	Marquette	Serology	1186	17781
2021/01/28 15:08:34	Marquette	Total	98505	1476859
2021/01/28 15:08:34	Mason	Diagnostic	24688	847104
2021/01/28 15:08:34	Mason	Serology	806	27656
2021/01/28 15:08:34	Mason	Total	25494	874760
2021/01/28 15:08:34	Mecosta	Diagnostic	29620	681656
2021/01/28 15:08:34	Mecosta	Serology	808	18595
2021/01/28 15:08:34	Mecosta	Total	30428	700251
2021/01/28 15:08:34	Menominee	Diagnostic	18076	793503
2021/01/28 15:08:34	Menominee	Serology	115	5048
2021/01/28 15:08:34	Menominee	Total	18191	798551
2021/01/28 15:08:34	Midland	Serology	5597	67307
2021/01/28 15:08:34	Midland	Diagnostic	44647	536907
2021/01/28 15:08:34	Midland	Total	50244	604214
2021/01/28 15:08:34	Missaukee	Diagnostic	7657	506482
2021/01/28 15:08:34	Missaukee	Serology	440	29104
2021/01/28 15:08:34	Missaukee	Total	8097	535587
2021/01/28 15:08:34	Monroe	Serology	4586	30472
2021/01/28 15:08:34	Monroe	Diagnostic	113157	751874
2021/01/28 15:08:34	Monroe	Total	117743	782346
2021/01/28 15:08:34	Montcalm	Serology	1923	30100
2021/01/28 15:08:34	Montcalm	Diagnostic	57406	898541
2021/01/28 15:08:34	Montcalm	Total	59329	928641
2021/01/28 15:08:34	Montmorency	Diagnostic	5132	550172
2021/01/28 15:08:34	Montmorency	Serology	303	32483
2021/01/28 15:08:34	Montmorency	Total	5435	582654
2021/01/28 15:08:34	Muskegon	Diagnostic	160553	925026
2021/01/28 15:08:34	Muskegon	Serology	2912	16777
2021/01/28 15:08:34	Muskegon	Total	163465	941803
2021/01/28 15:08:34	Newaygo	Diagnostic	32757	668783
2021/01/28 15:08:34	Newaygo	Serology	1393	28440
2021/01/28 15:08:34	Newaygo	Total	34150	697223
2021/01/28 15:08:34	Oakland	Diagnostic	1007159	800868
2021/01/28 15:08:34	Oakland	Serology	96605	76818
2021/01/28 15:08:34	Oakland	Total	1103764	877686
2021/01/28 15:08:34	Oceana	Serology	681	25730
2021/01/28 15:08:34	Oceana	Diagnostic	26751	1010730

2021/01/28 15:08:34	Oceana	Total	27432	1036460
2021/01/28 15:08:34	Ogemaw	Diagnostic	13421	639187
2021/01/28 15:08:34	Ogemaw	Serology	434	20670
2021/01/28 15:08:34	Ogemaw	Total	13855	659856
2021/01/28 15:08:34	Ontonagon	Diagnostic	6167	1078147
2021/01/28 15:08:34	Ontonagon	Serology	65	11364
2021/01/28 15:08:34	Ontonagon	Total	6232	1089510
2021/01/28 15:08:34	Osceola	Diagnostic	17584	749531
2021/01/28 15:08:34	Osceola	Serology	669	28517
2021/01/28 15:08:34	Osceola	Total	18253	778048
2021/01/28 15:08:34	Oscoda	Diagnostic	3980	482951
2021/01/28 15:08:34	Oscoda	Serology	178	21599
2021/01/28 15:08:34	Oscoda	Total	4158	504550
2021/01/28 15:08:34	Otsego	Diagnostic	14345	581523
2021/01/28 15:08:34	Otsego	Serology	706	28620
2021/01/28 15:08:34	Otsego	Total	15051	610143
2021/01/28 15:08:34	Ottawa	Diagnostic	282686	968667
2021/01/28 15:08:34	Ottawa	Serology	11386	39016
2021/01/28 15:08:34	Ottawa	Total	294072	1007683
2021/01/28 15:08:34	Presque Isle	Diagnostic	7625	605543
2021/01/28 15:08:34	Presque Isle	Serology	415	32957
2021/01/28 15:08:34	Presque Isle	Total	8040	638501
2021/01/28 15:08:34	Roscommon	Diagnostic	13733	571756
2021/01/28 15:08:34	Roscommon	Serology	560	23315
2021/01/28 15:08:34	Roscommon	Total	14293	595071
2021/01/28 15:08:34	Saginaw	Diagnostic	188274	988113
2021/01/28 15:08:34	Saginaw	Serology	7117	37352
2021/01/28 15:08:34	Saginaw	Total	195391	1025465
2021/01/28 15:08:34	Sanilac	Diagnostic	36831	894608
2021/01/28 15:08:34	Sanilac	Serology	981	23828
2021/01/28 15:08:34	Sanilac	Total	37812	918436
2021/01/28 15:08:34	Schoolcraft	Diagnostic	4951	611688
2021/01/28 15:08:34	Schoolcraft	Serology	58	7166
2021/01/28 15:08:34	Schoolcraft	Total	5009	618853
2021/01/28 15:08:34	Shiawassee	Serology	2182	32031
2021/01/28 15:08:34	Shiawassee	Diagnostic	49547	727327
2021/01/28 15:08:34	Shiawassee	Total	51729	759358
2021/01/28 15:08:34	St Clair	Serology	6646	41765
2021/01/28 15:08:34	St Clair	Diagnostic	101169	635771
2021/01/28 15:08:34	St Clair	Total	107815	677536
2021/01/28 15:08:34	St Joseph	Diagnostic	43834	719015
2021/01/28 15:08:34	St Joseph	Serology	1322	21685
2021/01/28 15:08:34	St Joseph	Total	45156	740699
2021/01/28 15:08:34	Tuscola	Diagnostic	46842	896583
2021/01/28 15:08:34	Tuscola	Serology	1616	30931
2021/01/28 15:08:34	Tuscola	Total	48458	927515
2021/01/28 15:08:34	Unknown	Diagnostic	438930	
2021/01/28 15:08:34	Unknown	Serology	22061	
2021/01/28 15:08:34	Unknown	Total	460991	
2021/01/28 15:08:34	Van Buren	Diagnostic	72173	953698

2021/01/28 15:08:34	Van Buren	Serology	1463	19332
2021/01/28 15:08:34	Van Buren	Total	73636	973030
2021/01/28 15:08:34	Washtenaw	Diagnostic	414177	1126703
2021/01/28 15:08:34	Washtenaw	Serology	15260	41512
2021/01/28 15:08:34	Washtenaw	Total	429437	1168215
2021/01/28 15:08:34	Wayne	Serology	64667	58585
2021/01/28 15:08:34	Wayne	Diagnostic	1001381	907202
2021/01/28 15:08:34	Wayne	Total	1066048	965788
2021/01/28 15:08:34	Wexford	Serology	857	25482
2021/01/28 15:08:34	Wexford	Diagnostic	20946	622818
2021/01/28 15:08:34	Wexford	Total	21803	648301

# PUBLIC USE DATASETS

## Diagnostic Tests by Result and County

### README

Data include diagnostic tests for COVID-19 by date and county.

Diagnostic tests are used to find current infection and look for genes or proteins from the severe acute respiratory syndrome coronavirus 2 (SARS-CoV-2), the virus that causes COVID-19. These tests, which are performed as nasal swabs, include: Nucleic acid amplification test/real-time polymerase chain reaction (NAAT/RT-PCR) test and rapid virus antigen detection point of care (POC) tests.

Correctional includes state and federal prisons and county and city detection facilities.

Testing data represents total tests performed, not individuals tested. A single individual may have more than one test completed.

The total number of positive tests may exceed the number of confirmed cases due to 1) a single individual may have more than one test performed; 2) MDHHS may receive data on positive tests in advance of a local health department classifying an individual as a confirmed or probable case, and 3) although efforts have been made to de-duplicate testing data, some duplication may occur.

**DIAGNOSTIC TESTS BY RESULT AND COUNTY 2021-01-28**

MessageDate	COUNTY	Negative	Positive	Total
1/27/2021	Alcona	32	4	36
1/27/2021	Alger	15	0	15
1/27/2021	Allegan	314	41	355
1/27/2021	Alpena	95	7	102
1/27/2021	Antrim	139	6	145
1/27/2021	Arenac	69	3	72
1/27/2021	Baraga	16	0	16
1/27/2021	Barry	339	8	347
1/27/2021	Bay	618	17	635
1/27/2021	Benzie	54	8	62
1/27/2021	Berrien	641	42	683
1/27/2021	Branch	85	11	96
1/27/2021	Calhoun	783	82	865
1/27/2021	Cass	114	26	140
1/27/2021	Charlevoix	89	2	91
1/27/2021	Cheboygan	39	1	40
1/27/2021	Chippewa	94	1	95
1/27/2021	Clare	148	8	156
1/27/2021	Clinton	157	3	160
1/27/2021	Correctional	3745	39	3784
1/27/2021	Crawford	11	1	12
1/27/2021	Delta	171	4	175
1/27/2021	Detroit City	2454	106	2560
1/27/2021	Dickinson	86	4	90
1/27/2021	Eaton	417	42	459
1/27/2021	Emmet	100	5	105
1/27/2021	Genesee	1797	43	1840
1/27/2021	Gladwin	211	8	219
1/27/2021	Gogebic	40	7	47
1/27/2021	Grand Traverse	734	17	751
1/27/2021	Gratiot	210	5	215
1/27/2021	Hillsdale	163	22	185
1/27/2021	Houghton	179	3	182
1/27/2021	Huron	106	15	121
1/27/2021	Ingham	1227	83	1310
1/27/2021	Ionia	282	7	289
1/27/2021	Iosco	91	1	92
1/27/2021	Iron	255	2	257
1/27/2021	Isabella	192	11	203
1/27/2021	Jackson	750	41	791
1/27/2021	Kalamazoo	1042	70	1112
1/27/2021	Kalkaska	50	1	51
1/27/2021	Kent	2578	126	2704
1/27/2021	Keweenaw	10	1	11
1/27/2021	Lake	76	0	76
1/27/2021	Lapeer	220	6	226
1/27/2021	Leelanau	52	5	57

1/27/2021	Lenawee	744	35	779
1/27/2021	Livingston	606	46	652
1/27/2021	Luce	4	0	4
1/27/2021	Mackinac	56	0	56
1/27/2021	Macomb	2896	141	3037
1/27/2021	Manistee	140	1	141
1/27/2021	Marquette	793	9	802
1/27/2021	Mason	105	6	111
1/27/2021	Mecosta	92	3	95
1/27/2021	Menominee	242	4	246
1/27/2021	Midland	352	21	373
1/27/2021	Missaukee	24	6	30
1/27/2021	Monroe	561	49	610
1/27/2021	Montcalm	192	8	200
1/27/2021	Montmorency	37	2	39
1/27/2021	Muskegon	685	31	716
1/27/2021	Newaygo	96	10	106
1/27/2021	Oakland	4615	184	4799
1/27/2021	Oceana	99	11	110
1/27/2021	Ogemaw	108	3	111
1/27/2021	Ontonagon	13	0	13
1/27/2021	Osceola	75	2	77
1/27/2021	Oscoda	10	1	11
1/27/2021	Otsego	70	2	72
1/27/2021	Ottawa	1551	61	1612
1/27/2021	Presque Isle	22	2	24
1/27/2021	Roscommon	31	2	33
1/27/2021	Saginaw	893	53	946
1/27/2021	Sanilac	299	14	313
1/27/2021	Schoolcraft	111	0	111
1/27/2021	Shiawassee	180	8	188
1/27/2021	St Clair	363	13	376
1/27/2021	St Joseph	117	9	126
1/27/2021	Tuscola	129	14	143
1/27/2021	Unknown	2002	58	2060
1/27/2021	Van Buren	318	25	343
1/27/2021	Washtenaw	1681	116	1797
1/27/2021	Wayne	4176	236	4412
1/27/2021	Wexford	113	14	127