



Western Michigan University  
ScholarWorks at WMU

---

Cumulative Michigan COVID-19 Data

Michigan COVID-19 State Data

---

1-30-2021

## 2021-01-30\_MichiganOverview\_COVIDstats

Michigan Department of Health & Human Services

Follow this and additional works at: <https://scholarworks.wmich.edu/michigan-covid-data-state-cumulative>



Part of the Public Health Commons

---

### WMU ScholarWorks Citation

Michigan Department of Health & Human Services, "2021-01-30\_MichiganOverview\_COVIDstats" (2021).  
*Cumulative Michigan COVID-19 Data*. 277.

<https://scholarworks.wmich.edu/michigan-covid-data-state-cumulative/277>

This Website is brought to you for free and open access  
by the Michigan COVID-19 State Data at ScholarWorks at  
WMU. It has been accepted for inclusion in Cumulative  
Michigan COVID-19 Data by an authorized administrator  
of ScholarWorks at WMU. For more information, please  
contact [wmu-scholarworks@wmich.edu](mailto:wmu-scholarworks@wmich.edu).



# Michigan Data

Hospitals

Long Term Care Facilities

Coronavirus Symptoms

Cumulative Recovered

Outbreak Reporting

School-Related Outbreak Reporting

Wastewater Surveillance

Testing Turnaround Time

MIS-C Data and Reporting

Data and Modeling Updates

**Note on deaths (01/30/21):** Regular reviews of death certificate data maintained in Vital Records reporting systems are conducted by MDHHS staff three times per week. As a part of this process, records that identify COVID-19 infection as a contributing factor to death are compared against all laboratory confirmed cases of COVID-19 in the Michigan Disease Surveillance System (MDSS). If a death certificate is matched to a confirmed COVID-19 case and that record in the MDSS does not indicate the individual died, the MDSS record is updated to indicate the death and the appropriate local health department is notified. These matched deaths are then included with mortality information posted to the Michigan Coronavirus website. As a result of the most recent assessment, today’s data includes **93** additional deaths identified by this methodology.

The State of Michigan is working around the clock to test and treat COVID-19 patients. Below is the most recent data healthcare experts across the state have compiled. It is updated Monday - Saturday.

CURRENT STATUS

DAILY CASES

CUMULATIVE TRENDS

DEMOGRAPHICS

TOTAL TESTING

DIAGNOSTIC TESTING

LEARN MORE

View Cases

View Deaths

View Table

Select Preparedness Region:

All

Select County:

All

This report is provisional and subject to change. City of Detroit and Wayne County are reported separately. MDHHS began tracking probable cases April 5, 2020. FCI indicates federal correctional institute. MDOC indicates Michigan Department of Corrections. Diagnostic tests, including nucleic acid amplification/real-time polymerase chain reaction (NAAT/RT-PCR) and rapid virus antigen detection point of care (POC) tests, look for current infection. Serology (antibody) tests are used to look for the possibility of previous infection.

Source: Michigan Disease Surveillance System (MDSS) and Vital Records.

COVID-19 Cases by County

Confirmed cases include individuals with a positive diagnostic test for COVID-19. Probable cases include individuals with COVID-19 symptoms and an epidemiologic link to confirmed COVID-19, but no diagnostic test.

Cases by County

15-423

424-1988

1989-10799

10800-70445

70446+

Michigan

Saturday, January 30, 2021

Michigan (Statewide) Case Fatality Rate

2.6%

Current Totals

Case Status	Cases	Deaths
Confirmed	559,241	14,601
Probable	50,897	924
Total	610,138	15,525

Laboratory Testing

Test Type	Tests Performed
Diagnostic	9,465,145
Serology	490,470
Total	9,955,615

Microsoft Power BI

< 1 of 7 >

Cases by Hispanic/Latino Ethnicity		
Hispanic/Latino Ethnicity	Percentage of Overall Cases by Ethnicity	Percentage of Deceased Cases by Ethnicity
Hispanic/Latino	5.64%	2.92%

Have questions?

Chat with Robin

PUBLIC USE DATASETS 01/30/2021

(Downloadable .xlsx files)

https://www.michigan.gov/coronavirus/0,9753,7-406-98163\_98173---,00.html

1/2

Hispanic/Latino Ethnicity	Percentage of Overall Cases by Ethnicity	Percentage of Deceased Cases by Ethnicity
Non-Hispanic Latino	69.85%	84.21%
Unknown	24.51%	12.87%

Totals may not add to 100% due to rounding

Cases and Deaths by County

Cases and Deaths by County by Date of Onset of Symptoms and Date of Death

Cases by Demographics Statewide

COVID-19 Tests by County

Diagnostic Tests by Result and County

Cases by Arab Ethnicity

Arab Ethnicity	Percentage of Overall Cases by Ethnicity	Percentage of Deceased Cases by Ethnicity
Arab	2.94%	1.77%
Non-Arab	50.91%	55.07%
Unknown	46.16%	43.15%

Totals may not add to 100% due to rounding

MICHIGAN.GOV HOME  
ADA  
MICHIGAN NEWS  
POLICIES

COPYRIGHT 2021 STATE OF MICHIGAN

# Cumulative Total of Recovered COVID-19 Cases

Cumulative Total of Recovered COVID-19 Cases (as of 1/29/2021): 481,801

During this response, MDHHS is reviewing vital records statistics to identify any laboratory confirmed COVID-19 cases who are 30 days out from their onset of illness to represent recovery status. As the pandemic continues to impact Michigan, this pool will expand to include more cases. Recovered is defined as the number of persons with a confirmed COVID-19 diagnosis who are alive 30 days post-onset (or referral date if onset is not available). The number of persons recovered on January 29, 2021 represents COVID-19 confirmed individuals with an onset date on or prior to December 30, 2020. If an individual dies from a COVID-related cause >30 days from onset/referral, they are removed from the number of persons recovered. These numbers will be updated every Saturday.

Source: Michigan Disease Surveillance System and Vital Records



Have questions?  
Chat with Robin



[View Cases](#)[View Deaths](#)[View Table](#)

Select Preparedness Region:

All



Select County:

All



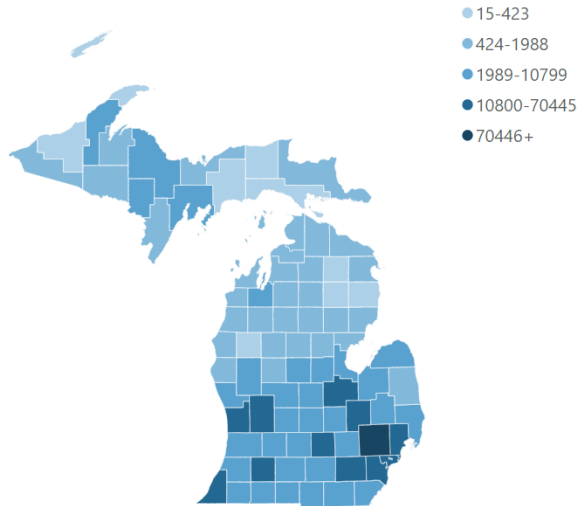
*This report is provisional and subject to change. City of Detroit and Wayne County are reported separately. MDHHS began tracking probable cases April 5, 2020. FCI indicates federal correctional institute. MDOC indicates Michigan Department of Corrections. Diagnostic tests, including nucleic acid amplification/real-time polymerase chain reaction (NAAT/RT-PCR) and rapid virus antigen detection point of care (POC) tests, look for current infection. Serology (antibody) tests are used to look for the possibility of previous infection.*

*Source: Michigan Disease Surveillance System (MDSS) and Vital Records.*

## COVID-19 Cases by County

Confirmed cases include individuals with a positive diagnostic test for COVID-19. Probable cases include individuals with COVID-19 symptoms and an epidemiologic link to confirmed COVID-19, but no diagnostic test.

### Cases by County



## Michigan

Saturday, January 30, 2021

### Michigan (Statewide) Case Fatality Rate

2.6%

### Current Totals

Case Status	Cases	Deaths
Confirmed	559,241	14,601
Probable	50,897	924
<b>Total</b>	<b>610,138</b>	<b>15,525</b>

### Laboratory Testing

Test Type	Tests Performed
Diagnostic	9,465,145
Serology	490,470
<b>Total</b>	<b>9,955,615</b>

[View Cases](#)[View Deaths](#)[View Table](#)

Select Preparedness Region:

All



Select County:

All



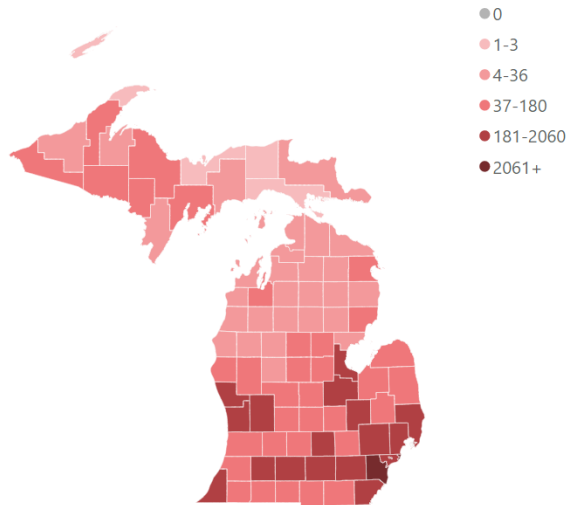
*This report is provisional and subject to change. City of Detroit and Wayne County are reported separately. MDHHS began tracking probable cases April 5, 2020. FCI indicates federal correctional institute. MDOC indicates Michigan Department of Corrections. Diagnostic tests, including nucleic acid amplification/real-time polymerase chain reaction (NAAT/RT-PCR) and rapid virus antigen detection point of care (POC) tests, look for current infection. Serology (antibody) tests are used to look for the possibility of previous infection.*

*Source: Michigan Disease Surveillance System (MDSS) and Vital Records.*

## COVID-19 Deaths by County

Confirmed deaths include individuals who had a confirmed COVID-19 infection and are classified as deceased by the case investigation, have COVID-19 indicated as a cause of death on their death certificate, or who die within 30 days of infection and their manner of death is listed as natural. Probable deaths include individuals who have COVID indicated on their death certificate, but have not had a positive diagnostic test.

### Deaths by County



## Michigan

Saturday, January 30, 2021

### Michigan (Statewide) Case Fatality Rate

2.6%

### Current Totals

Case Status	Cases	Deaths
Confirmed	559,241	14,601
Probable	50,897	924
<b>Total</b>	<b>610,138</b>	<b>15,525</b>

### Laboratory Testing

Test Type	Tests Performed
Diagnostic	9,465,145
Serology	490,470
<b>Total</b>	<b>9,955,615</b>

Confirmed Cases

Deaths

View Table

Select Preparedness Region:

All



Select County:

All



Cases are shown by onset date or by lab specimen collection date if onset date was unavailable. Deaths are shown by date of death or date of last status update if date of death was unavailable. Tracking of probable cases and deaths did not begin until April 5, 2020, therefore only probable cases referred for investigation on or after April 5, 2020 are displayed (onset may have been prior).

Notes: FCI indicates federal correctional institute. MDOC indicates Michigan Department of Corrections.

## Daily Cases by Status

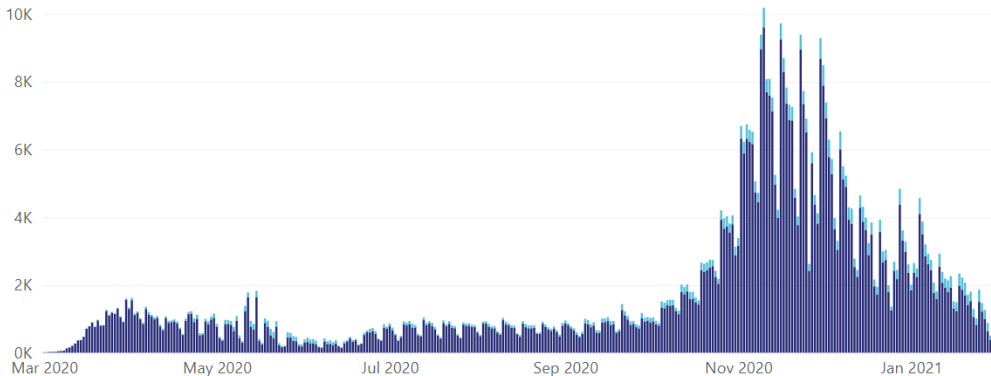
The number of daily confirmed cases represent the total number of people who had a positive diagnostic test for COVID-19 by the date of the onset of their symptoms.

Filter by Date:

3/1/2020

1/30/2021

### Cases by Date of Onset

Case Status ● Confirmed ● Probable

Confirmed Cases

Deaths

View Table

Select Preparedness Region:

All

Select County:

All

Cases are shown by onset date or by lab specimen collection date if onset date was unavailable. Deaths are shown by date of death or date of last status update if date of death was unavailable. Tracking of probable cases and deaths did not begin until April 5, 2020, therefore only probable cases referred for investigation on or after April 5, 2020 are displayed (onset may have been prior).

Notes: FCI indicates federal correctional institute. MDOC indicates Michigan Department of Corrections.

## Daily Deaths by Status

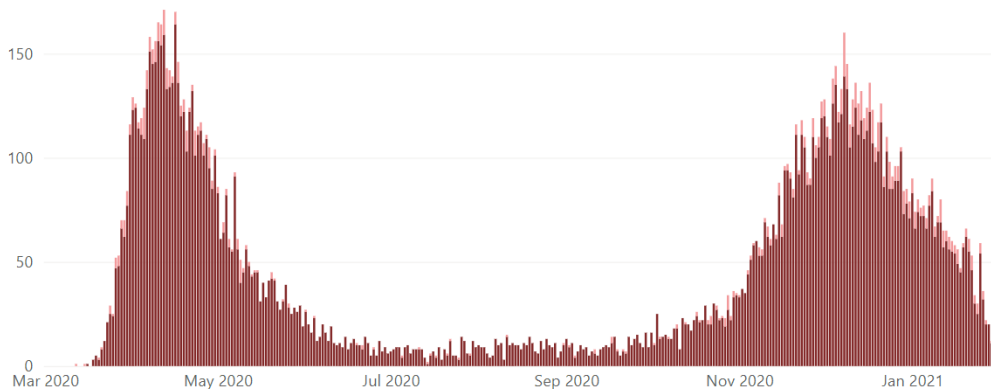
Confirmed deaths include individuals who had a confirmed COVID-19 infection and are classified as deceased by the case investigation, have COVID-19 indicated as a cause of death on their death certificate, or who die within 30 days of infection and their manner of death is listed as natural. Data are shown by the date of death.

Filter by Date:

3/1/2020

1/30/2021

### Deaths by Date of Death

Case Status ● Confirmed ● Probable

[View Table](#)[View Chart](#)

Select Preparedness Region:

All

Select County:

All

Cases are shown by onset date or by lab specimen collection date if onset date was unavailable. Deaths are shown by date of death or date of last status update if date of death was unavailable. Tracking of probable cases and deaths did not begin until April 5, 2020, therefore these data are not displayed by date.

Notes: FCI indicates federal correctional institute. MDOC indicates Michigan Department of Corrections.

## Cumulative Confirmed Cases and Deaths among Confirmed Cases

Cumulative cases represent the total number of people who had a positive diagnostic test for COVID-19. Cases are shown by the date of onset of symptoms. Cumulative Deaths represent the total number of people who had a confirmed COVID-19 infection and are classified as deceased by the case investigation, have COVID-19 indicated as a cause of death on their death certificate, or who die within 30 days of infection and their manner of death is listed as natural. Deaths are shown by date of death.

Filter By Date:

3/1/2020

1/30/2021

### Cumulative Confirmed Cases and Deaths among Confirmed Cases by Date

● Confirmed Cases ● Deaths

0.6M

0.5M

0.4M

0.3M

0.2M

0.1M

0.0M

Mar 2020

May 2020

Jul 2020

Sep 2020

Nov 2020

Jan 2021



## Cases by Demographic Characteristics

Data are suppressed when the number of cases is five or below to protect the confidentiality of individuals. The sum of the cases for individual categories may be fewer than the total number of cases due to data suppression. Rates are not calculated for multiple races, other, and unknown race categories due to the unavailability of an appropriate denominator.

Cases

Deaths

Select case status:

- ☒ Confirmed  
☐ Probable

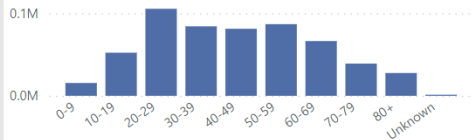
Select Preparedness Region:

All

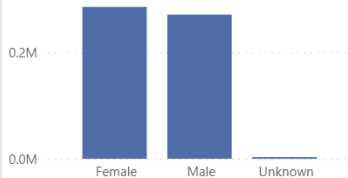
Select county:

All

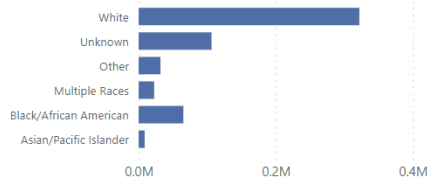
### Cases by Age Group



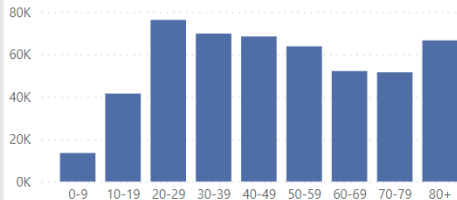
### Cases by Sex



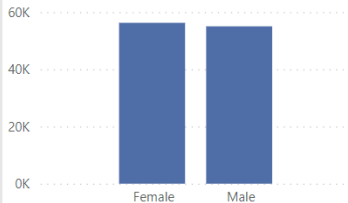
### Cases by Race



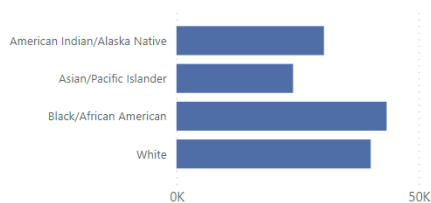
### Cases per Million by Age Group



### Cases per Million by Sex



### Cases per Million by Race



## Cases by Demographic Characteristics

Data are suppressed when the number of cases is five or below to protect the confidentiality of individuals. The sum of the cases for individual categories may be fewer than the total number of cases due to data suppression. Rates are not calculated for multiple races, other, and unknown race categories due to the unavailability of an appropriate denominator.

Cases

Deaths

Select case status:

- ☐ Confirmed  
☒ Probable

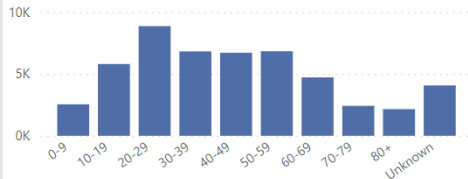
Select Preparedness Region:

All

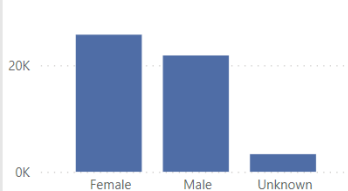
Select county:

All

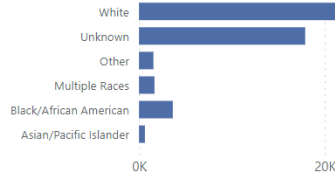
### Cases by Age Group



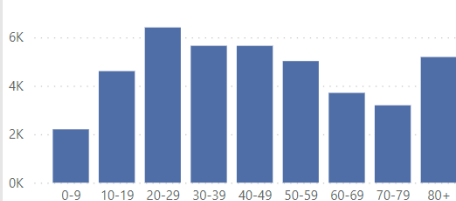
### Cases by Sex



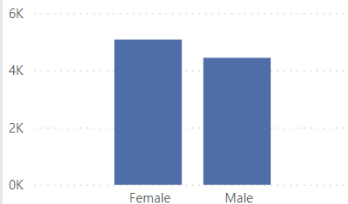
### Cases by Race



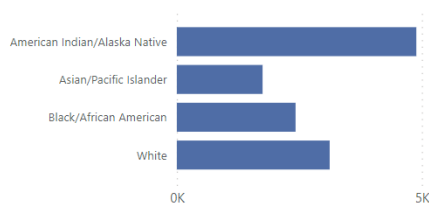
### Cases per Million by Age Group



### Cases per Million by Sex



### Cases per Million by Race



## Deaths by Demographic Characteristics

Data are suppressed when the number of deaths is five or below to protect the confidentiality of individuals. The sum of the deaths for individual categories may be fewer than the total number of deaths due to data suppression. Rates are not calculated for multiple races, other, and unknown race categories due to the unavailability of an appropriate denominator.

Cases

Deaths

Select case status:

- ☒ Confirmed  
☐ Probable

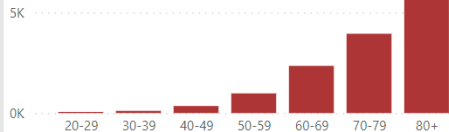
Select Preparedness Region:

All

Select county:

All

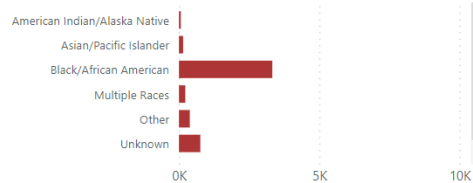
### Deaths by Age Group



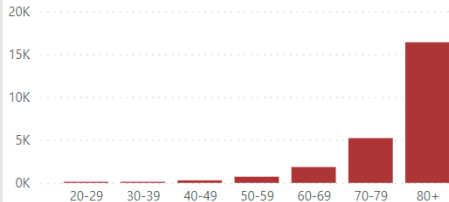
### Deaths by Sex



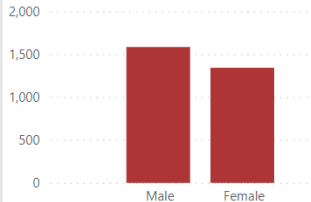
### Deaths by Race



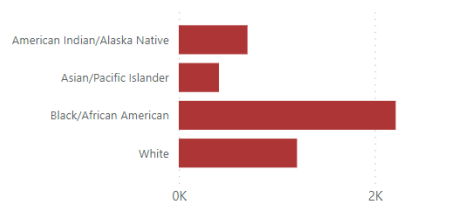
### Deaths per Million by Age Group



### Deaths per Million by Sex



### Deaths per Million by Race



## Deaths by Demographic Characteristics

Data are suppressed when the number of deaths is five or below to protect the confidentiality of individuals. The sum of the deaths for individual categories may be fewer than the total number of deaths due to data suppression. Rates are not calculated for multiple races, other, and unknown race categories due to the unavailability of an appropriate denominator.

Cases

Deaths

Select case status:

- ☐ Confirmed  
☒ Probable

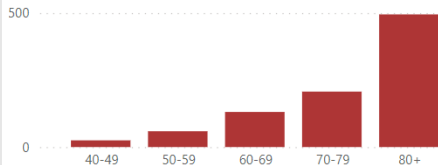
Select Preparedness Region:

All

Select county:

All

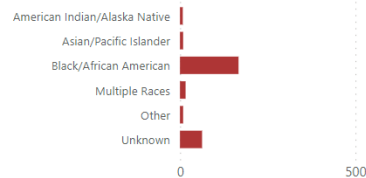
### Deaths by Age Group



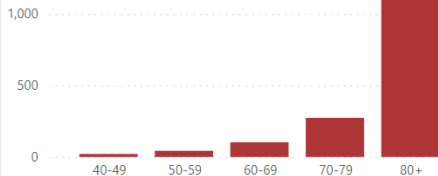
### Deaths by Sex



### Deaths by Race



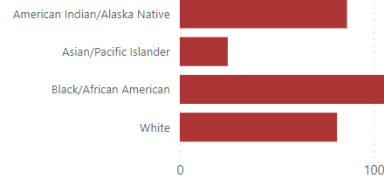
### Deaths per Million by Age Group



### Deaths per Million by Sex



### Deaths per Million by Race



[View Table](#)[View Charts](#)

Select Preparedness Region:

All

Select County:

All

Diagnostic tests are used to find current infection and look for genes or proteins from the severe acute respiratory syndrome coronavirus 2 (SARS-CoV-2), the virus that causes COVID-19. These tests, which are performed as nasal swabs, include: Nucleic acid amplification test/real-time polymerase chain reaction (NAAT/RT-PCR) test and rapid virus antigen detection point of care (POC) tests.

Serology tests are used to look for the possibility of previous infection. Serology tests look for antibodies to SARS-CoV-2 in the blood. There are currently two types of serology tests: the enzyme-linked immunosorbent assay (ELISA) test and the rapid antibody detection POC test. Serology tests do not diagnose disease and do not guarantee immunity, but might provide information about previous infection.

## Total Covid-19 Laboratory Tests

Total testing includes both diagnostic tests which are used to determine if an individual currently has COVID-19 and serology testing which is used to determine if a person has antibodies to Covid-19.

Filter by Date:

3/10/2020

1/29/2021

### Total Laboratory Tests by Type and Date

Test Type ● Diagnostic ● Serology

100K

50K

0K

May 2020

Jul 2020

Sep 2020

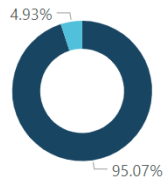
Nov 2020

Jan 2021

### Total Tests Completed to Date

Test Type	Count	Tests per Million Residents
Diagnostic	9,465,145	947,355
Serology	490,470	49,091
Total	9,955,615	996,445

### Percent of Tests Completed by Type



Test Type

● Diagnostic

● Serology

View Table

View Charts

Select Preparedness Region

All



Select County

All



Diagnostic tests are used to find current infection and look for genes or proteins from the severe acute respiratory syndrome coronavirus 2 (SARS-CoV-2), the virus that causes COVID-19. These tests, which are performed as nasal swabs, include: Nucleic acid amplification test/real-time polymerase chain reaction (NAAT/RT-PCR) test and rapid virus antigen detection point of care (POC) tests. Diagnostic tests do not include serology tests which look for antibodies to SARS-Cov-2 in the blood.

## Diagnostic Covid-19 Laboratory Tests

Diagnostic tests are used to determine if an individual is currently infected with Covid-19.

Filter by Date

3/10/2020

1/29/2021

### Total Laboratory Tests by Type and Date

Test Type ● Negative ● Positive

100K

50K

0K

May 2020

Jul 2020

Sep 2020

Nov 2020

Jan 2021

### Percent of Diagnostic Tests That Were Positive

Positivity  
60%  
40%  
20%  
0%

May 2020

Jul 2020

Sep 2020

Nov 2020

Jan 2021

### Where does the data come from?

The State of Michigan COVID-19 Dashboard displays the most recent provisional data reported to the Michigan Department of Health and Humans Services (MDHHS) about cases in Michigan by selected demographics and county of residence (City of Detroit and Wayne County are reported separately). Data are reported to MDHHS via the [Michigan Disease Surveillance System \(MDSS\)](#). Provisional Death data are provided by the MDHHS Division for [Vital Records & Health Statistics](#).

### How does MDHHS classify confirmed and probable cases?

Confirmed cases only include individuals who have had a positive diagnostic laboratory test for COVID-19. Probable cases include individuals who have symptoms consistent with COVID-19 and an epidemiologic link to a confirmed case or a positive serology (antibody) test, but do not have a positive diagnostic laboratory test for COVID-19 and individuals with a positive serology (antibody) test for COVID-19 and an epidemiologic link to a confirmed case.

### How does MDHHS classify confirmed and probable deaths?

Confirmed deaths include individuals who meet one or more of the following conditions: 1) Have been identified as a confirmed case and classified as deceased as a result of a case investigation in the Michigan Disease Surveillance System (MDSS). MDSS is the database used by state and local health department to monitor reportable diseases like COVID-19; 2) have been identified as a confirmed case in MDSS had have a death certificate with COVID-19 listed as a cause of death; 3) have been identified as a confirmed case in MDSS and die within 30 days of onset of COVID-19 infection and have a death certificate which classifies their manner death as 'natural'. Probable deaths include individuals who have COVID indicated as a cause of death on their death certificate but have not had a positive diagnostic laboratory test.

### Why do the number of probable cases fluctuate?

The number of probable cases can change daily based on the investigation efforts of the health department. When a probable case is first reported, local and/or state health department staff investigate to determine if the person meets the case definition of probable. As additional information is gathered, the case could be re-classified to confirmed, remain as probable, or be determined as not a case.

### Why do data in the demographics tab not sum to the total number of cases for a county or region?

Data are not shown whenever the number of cases for a particular demographic category is fewer than six to protect the confidentiality of individuals. Rates are not calculated for other, multiple, and unknown race because an appropriate population denominator is not available for these categories at the county level.

### Where can I get more information about COVID-19?

Visit <https://www.michigan.gov/coronavirus> to find information on resources and assistance, answers to frequently asked questions, and the latest updates on Michigan's response to COVID-19. For COVID-19 updates from CDC visit <https://www.cdc.gov/coronavirus/2019-ncov>.

# PUBLIC USE DATASETS

## Cases and Deaths by County

### README

Includes total cases and deaths to date by case status (confirmed or probable) and county. County is based on the county of residence.

Confirmed cases only include individuals who have had a positive diagnostic laboratory test for COVID-19.

Probable cases include individuals who have symptoms consistent with COVID-19 and an epidemiologic link to a confirmed case or a positive serology (antibody) test, but do not have a positive diagnostic laboratory test for COVID-19 and individuals with a positive serology (antibody) test for COVID-19 and an epidemiologic link to a confirmed case.

Confirmed deaths include individuals who meet one or more of the following conditions: 1) Have been identified as a confirmed case and classified as deceased as a result of a case investigation in the Michigan Disease Surveillance System (MDSS). MDSS is the database used by state and local health department to monitor reportable diseases like COVID-19; 2) have been identified as a confirmed case in MDSS had have a death certificate with COVID-19 listed as a cause of death; 3) have been identified as a confirmed case in MDSS and die within 30 days of onset of COVID-19 infection and have a death certificate which classifies their manner death as 'natural'.

Probable deaths include individuals who have COVID indicated as a cause of death on their death certificate but have not had a positive diagnostic laboratory test.

The number of probable cases can change daily based on information obtained through the health department investigation. Probable cases can be re-classified as a confirmed case or determined to not be a case.



# **CASES AND DEATHS BY COUNTY 2021-01-30**

Updated	COUNTY	ConfirmedCases	ConfirmedDeaths	ProbableCases	ProbableDeaths
2021/01/30 13:14:45	Alcona	336	18	73	5
2021/01/30 13:14:45	Alger	272	1	152	2
2021/01/30 13:14:45	Allegan	6229	86	689	20
2021/01/30 13:14:45	Alpena	1196	44	220	1
2021/01/30 13:14:45	Antrim	705	15	145	2
2021/01/30 13:14:45	Arenac	629	23	72	0
2021/01/30 13:14:45	Baraga	487	31	94	0
2021/01/30 13:14:45	Barry	3238	38	300	2
2021/01/30 13:14:45	Bay	6813	253	284	10
2021/01/30 13:14:45	Benzie	741	29	121	1
2021/01/30 13:14:45	Berrien	10063	206	738	18
2021/01/30 13:14:45	Branch	3323	77	300	4
2021/01/30 13:14:45	Calhoun	7801	203	1112	14
2021/01/30 13:14:45	Cass	3399	53	338	4
2021/01/30 13:14:45	Charlevoix	803	12	183	0
2021/01/30 13:14:45	Cheboygan	706	34	148	0
2021/01/30 13:14:45	Chippewa	695	20	1009	2
2021/01/30 13:14:45	Clare	1303	67	190	1
2021/01/30 13:14:45	Clinton	4238	63	489	3
2021/01/30 13:14:45	Crawford	525	5	31	0
2021/01/30 13:14:45	Delta	2615	63	459	19
2021/01/30 13:14:45	Dickinson	2095	55	236	14
2021/01/30 13:14:45	Eaton	5349	128	496	7
2021/01/30 13:14:45	Emmet	1193	35	204	0
2021/01/30 13:14:45	Genesee	20847	678	3480	50
2021/01/30 13:14:45	Gladwin	1195	39	221	3
2021/01/30 13:14:45	Gogebic	849	17	321	27
2021/01/30 13:14:45	Grand Traverse	3522	51	391	6
2021/01/30 13:14:45	Gratiot	2390	91	292	4
2021/01/30 13:14:45	Hillsdale	2879	65	253	3
2021/01/30 13:14:45	Houghton	1991	31	483	7
2021/01/30 13:14:45	Huron	1543	51	446	2
2021/01/30 13:14:45	Ingham	14378	254	628	6
2021/01/30 13:14:45	Ionia	3886	61	75	2
2021/01/30 13:14:45	Iosco	1104	59	146	3
2021/01/30 13:14:45	Iron	851	38	61	8
2021/01/30 13:14:45	Isabella	3426	68	416	1
2021/01/30 13:14:45	Jackson	8700	196	273	6
2021/01/30 13:14:45	Kalamazoo	12538	273	1681	36
2021/01/30 13:14:45	Kalkaska	517	14	37	0
2021/01/30 13:14:45	Kent	46491	603	2751	53
2021/01/30 13:14:45	Keweenaw	105	1	25	1
2021/01/30 13:14:45	Lake	329	10	16	1
2021/01/30 13:14:45	Lapeer	4042	112	526	2
2021/01/30 13:14:45	Leelanau	704	11	117	0
2021/01/30 13:14:45	Lenawee	5480	88	218	4
2021/01/30 13:14:45	Livingston	8722	101	877	11

2021/01/30 13:14:45	Luce	130	0	74	1
2021/01/30 13:14:45	Mackinac	277	3	144	0
2021/01/30 13:14:45	Macomb	52898	1762	2954	98
2021/01/30 13:14:45	Manistee	708	16	40	3
2021/01/30 13:14:45	Marquette	3401	53	483	1
2021/01/30 13:14:45	Mason	1093	26	85	0
2021/01/30 13:14:45	Mecosta	1775	18	94	0
2021/01/30 13:14:45	Menominee	1592	33	255	2
2021/01/30 13:14:45	Midland	4161	53	560	3
2021/01/30 13:14:45	Missaukee	546	9	134	7
2021/01/30 13:14:45	Monroe	8231	169	937	12
2021/01/30 13:14:45	Montcalm	3130	82	209	2
2021/01/30 13:14:45	Montmorency	294	16	54	1
2021/01/30 13:14:45	Muskegon	10069	291	198	7
2021/01/30 13:14:45	Newaygo	2520	43	113	1
2021/01/30 13:14:45	Oakland	61621	1795	8826	103
2021/01/30 13:14:45	Oceana	1742	46	71	2
2021/01/30 13:14:45	Ogemaw	922	29	158	1
2021/01/30 13:14:45	Ontonagon	331	17	40	1
2021/01/30 13:14:45	Osceola	858	22	129	0
2021/01/30 13:14:45	Oscoda	309	17	66	1
2021/01/30 13:14:45	Otsego	938	21	149	4
2021/01/30 13:14:45	Ottawa	20069	300	1157	34
2021/01/30 13:14:45	Presque Isle	548	22	73	1
2021/01/30 13:14:45	Roscommon	958	31	129	0
2021/01/30 13:14:45	Saginaw	13460	457	676	11
2021/01/30 13:14:45	Sanilac	1708	69	166	4
2021/01/30 13:14:45	Schoolcraft	226	4	25	1
2021/01/30 13:14:45	Shiawassee	3385	71	172	1
2021/01/30 13:14:45	St Clair	7067	219	1158	12
2021/01/30 13:14:45	St Joseph	3960	72	448	3
2021/01/30 13:14:45	Tuscola	2687	117	373	10
2021/01/30 13:14:45	Van Buren	4478	83	250	11
2021/01/30 13:14:45	Washtenaw	15307	219	1418	6
2021/01/30 13:14:45	Wayne	61614	1975	4177	86
2021/01/30 13:14:45	Wexford	1222	19	78	1
2021/01/30 13:14:45	MDOC	22992	139	717	3
2021/01/30 13:14:45	FCI	298	5	5	0
2021/01/30 13:14:45	Out-of-State	1784	10	64	1
2021/01/30 13:14:45	Unknown	1	0	15	0
2021/01/30 13:14:45	Detroit City	28688	1797	2206	124

# PUBLIC USE DATASETS

## Cases by Demographics Statewide

### README

Includes the total number of confirmed and probable cases and confirmed and probable deaths to date by demographic characteristics

Confirmed cases only include individuals who have had a positive diagnostic laboratory test for COVID-19.

Probable cases include individuals who have symptoms consistent with COVID-19 and an epidemiologic link to a confirmed case or a positive serology (antibody) test, but do not have a positive diagnostic laboratory test for COVID-19 and individuals with a positive serology (antibody) test for COVID-19 and an epidemiologic link to a confirmed case.

Confirmed deaths include individuals who meet one or more of the following conditions: 1) Have been identified as a confirmed case and classified as deceased as a result of a case investigation in the Michigan Disease Surveillance System (MDSS). MDSS is the database used by state and local health department to monitor reportable diseases like COVID-19; 2) have been identified as a confirmed case in MDSS had have a death certificate with COVID-19 listed as a cause of death; 3) have been identified as a confirmed case in MDSS and die within 30 days of onset of COVID-19 infection and have a death certificate which classifies their manner death as 'natural'.

Probable deaths include individuals who have COVID indicated as a cause of death on their death certificate but have not had a positive diagnostic laboratory test.

The number of probable cases can change daily based on information obtained through the health department investigation. Probable cases can be re-classified as a confirmed case or determined to not be a case.

Data is suppressed when the number of cases or deaths in a single category is between one and five to protect the confidentiality of individuals.

# **CASES BY DEMOGRAPHICS STATEWIDE 2021-01-30**

CASE_STATUS	AgeCat	RaceCat	SEX	Cases	Deaths
Confirmed	0-9	American Indian/Alaska Native	Female	69	0
Confirmed	10-19	American Indian/Alaska Native	Female	177	0
Confirmed	20-29	American Indian/Alaska Native	Female	303	0
Confirmed	30-39	American Indian/Alaska Native	Female	238	Suppressed
Confirmed	40-49	American Indian/Alaska Native	Female	217	0
Confirmed	50-59	American Indian/Alaska Native	Female	225	Suppressed
Confirmed	60-69	American Indian/Alaska Native	Female	147	6
Confirmed	70-79	American Indian/Alaska Native	Female	90	10
Confirmed	80+	American Indian/Alaska Native	Female	30	7
Confirmed	Unknown	American Indian/Alaska Native	Female	Suppressed	0
Confirmed	0-9	Asian/Pacific Islander	Female	138	0
Confirmed	10-19	Asian/Pacific Islander	Female	447	0
Confirmed	20-29	Asian/Pacific Islander	Female	961	0
Confirmed	30-39	Asian/Pacific Islander	Female	819	Suppressed
Confirmed	40-49	Asian/Pacific Islander	Female	750	0
Confirmed	50-59	Asian/Pacific Islander	Female	653	Suppressed
Confirmed	60-69	Asian/Pacific Islander	Female	369	8
Confirmed	70-79	Asian/Pacific Islander	Female	180	17
Confirmed	80+	Asian/Pacific Islander	Female	124	34
Confirmed	Unknown	Asian/Pacific Islander	Female	0	0
Confirmed	0-9	Black/African American	Female	799	Suppressed
Confirmed	10-19	Black/African American	Female	2122	Suppressed
Confirmed	20-29	Black/African American	Female	5857	12
Confirmed	30-39	Black/African American	Female	5301	14
Confirmed	40-49	Black/African American	Female	4685	63
Confirmed	50-59	Black/African American	Female	4364	144
Confirmed	60-69	Black/African American	Female	3756	313
Confirmed	70-79	Black/African American	Female	2262	416
Confirmed	80+	Black/African American	Female	1612	574
Confirmed	Unknown	Black/African American	Female	15	0
Confirmed	0-9	Multiple Races	Female	442	0
Confirmed	10-19	Multiple Races	Female	1422	Suppressed
Confirmed	20-29	Multiple Races	Female	2352	0
Confirmed	30-39	Multiple Races	Female	1698	0
Confirmed	40-49	Multiple Races	Female	1794	Suppressed
Confirmed	50-59	Multiple Races	Female	1847	10
Confirmed	60-69	Multiple Races	Female	1361	11
Confirmed	70-79	Multiple Races	Female	757	26
Confirmed	80+	Multiple Races	Female	503	57
Confirmed	Unknown	Multiple Races	Female	9	0
Confirmed	0-9	Other	Female	676	0
Confirmed	10-19	Other	Female	1881	0
Confirmed	20-29	Other	Female	3451	0
Confirmed	30-39	Other	Female	2668	Suppressed
Confirmed	40-49	Other	Female	2491	Suppressed
Confirmed	50-59	Other	Female	1947	13
Confirmed	60-69	Other	Female	1200	29

Confirmed	70-79	Other	Female	635	43
Confirmed	80+	Other	Female	439	73
Confirmed	Unknown	Other	Female	8	0
Confirmed	0-9	Unknown	Female	1130	0
Confirmed	10-19	Unknown	Female	4579	0
Confirmed	20-29	Unknown	Female	10692	Suppressed
Confirmed	30-39	Unknown	Female	8403	Suppressed
Confirmed	40-49	Unknown	Female	8660	8
Confirmed	50-59	Unknown	Female	9251	17
Confirmed	60-69	Unknown	Female	5631	43
Confirmed	70-79	Unknown	Female	2629	84
Confirmed	80+	Unknown	Female	2221	232
Confirmed	Unknown	Unknown	Female	98	0
Confirmed	0-9	White	Female	4188	0
Confirmed	10-19	White	Female	16457	0
Confirmed	20-29	White	Female	30953	11
Confirmed	30-39	White	Female	22914	16
Confirmed	40-49	White	Female	22640	49
Confirmed	50-59	White	Female	25129	167
Confirmed	60-69	White	Female	20308	504
Confirmed	70-79	White	Female	13108	997
Confirmed	80+	White	Female	11930	2765
Confirmed	Unknown	White	Female	77	0
Confirmed	0-9	American Indian/Alaska Native	Male	56	0
Confirmed	10-19	American Indian/Alaska Native	Male	152	0
Confirmed	20-29	American Indian/Alaska Native	Male	241	0
Confirmed	30-39	American Indian/Alaska Native	Male	208	0
Confirmed	40-49	American Indian/Alaska Native	Male	213	0
Confirmed	50-59	American Indian/Alaska Native	Male	188	Suppressed
Confirmed	60-69	American Indian/Alaska Native	Male	150	18
Confirmed	70-79	American Indian/Alaska Native	Male	78	13
Confirmed	80+	American Indian/Alaska Native	Male	26	Suppressed
Confirmed	Unknown	American Indian/Alaska Native	Male	0	0
Confirmed	0-9	Asian/Pacific Islander	Male	184	0
Confirmed	10-19	Asian/Pacific Islander	Male	413	0
Confirmed	20-29	Asian/Pacific Islander	Male	1023	0
Confirmed	30-39	Asian/Pacific Islander	Male	793	0
Confirmed	40-49	Asian/Pacific Islander	Male	637	Suppressed
Confirmed	50-59	Asian/Pacific Islander	Male	608	Suppressed
Confirmed	60-69	Asian/Pacific Islander	Male	364	21
Confirmed	70-79	Asian/Pacific Islander	Male	172	31
Confirmed	80+	Asian/Pacific Islander	Male	86	23
Confirmed	Unknown	Asian/Pacific Islander	Male	0	0
Confirmed	0-9	Black/African American	Male	858	0
Confirmed	10-19	Black/African American	Male	1973	Suppressed
Confirmed	20-29	Black/African American	Male	6375	14
Confirmed	30-39	Black/African American	Male	6288	31
Confirmed	40-49	Black/African American	Male	5693	93
Confirmed	50-59	Black/African American	Male	5423	249
Confirmed	60-69	Black/African American	Male	4137	447

Confirmed	70-79	Black/African American	Male	2212	542
Confirmed	80+	Black/African American	Male	960	407
Confirmed	Unknown	Black/African American	Male	7	0
Confirmed	0-9	Multiple Races	Male	468	Suppressed
Confirmed	10-19	Multiple Races	Male	1401	0
Confirmed	20-29	Multiple Races	Male	1937	0
Confirmed	30-39	Multiple Races	Male	1390	Suppressed
Confirmed	40-49	Multiple Races	Male	1376	Suppressed
Confirmed	50-59	Multiple Races	Male	1460	7
Confirmed	60-69	Multiple Races	Male	1271	30
Confirmed	70-79	Multiple Races	Male	699	31
Confirmed	80+	Multiple Races	Male	295	43
Confirmed	Unknown	Multiple Races	Male	Suppressed	0
Confirmed	0-9	Other	Male	747	0
Confirmed	10-19	Other	Male	1912	0
Confirmed	20-29	Other	Male	3597	Suppressed
Confirmed	30-39	Other	Male	2889	Suppressed
Confirmed	40-49	Other	Male	2694	14
Confirmed	50-59	Other	Male	2239	24
Confirmed	60-69	Other	Male	1303	66
Confirmed	70-79	Other	Male	596	56
Confirmed	80+	Other	Male	268	56
Confirmed	Unknown	Other	Male	Suppressed	0
Confirmed	0-9	Unknown	Male	1188	0
Confirmed	10-19	Unknown	Male	4320	0
Confirmed	20-29	Unknown	Male	10875	0
Confirmed	30-39	Unknown	Male	8881	7
Confirmed	40-49	Unknown	Male	8073	19
Confirmed	50-59	Unknown	Male	8915	23
Confirmed	60-69	Unknown	Male	5500	67
Confirmed	70-79	Unknown	Male	2336	117
Confirmed	80+	Unknown	Male	1179	137
Confirmed	Unknown	Unknown	Male	104	0
Confirmed	0-9	White	Male	4541	0
Confirmed	10-19	White	Male	14760	Suppressed
Confirmed	20-29	White	Male	26214	18
Confirmed	30-39	White	Male	21210	31
Confirmed	40-49	White	Male	20795	90
Confirmed	50-59	White	Male	24127	310
Confirmed	60-69	White	Male	20563	784
Confirmed	70-79	White	Male	13165	1561
Confirmed	80+	White	Male	7882	2380
Confirmed	Unknown	White	Male	65	0
Confirmed	0-9	American Indian/Alaska Native	Unknown	0	0
Confirmed	10-19	American Indian/Alaska Native	Unknown	Suppressed	0
Confirmed	20-29	American Indian/Alaska Native	Unknown	Suppressed	0
Confirmed	30-39	American Indian/Alaska Native	Unknown	Suppressed	0
Confirmed	40-49	American Indian/Alaska Native	Unknown	0	0
Confirmed	50-59	American Indian/Alaska Native	Unknown	Suppressed	0
Confirmed	60-69	American Indian/Alaska Native	Unknown	Suppressed	0

Confirmed	70-79	American Indian/Alaska Native	Unknown	Suppressed	0
Confirmed	80+	American Indian/Alaska Native	Unknown	0	0
Confirmed	Unknown	American Indian/Alaska Native	Unknown	0	0
Confirmed	0-9	Asian/Pacific Islander	Unknown	0	0
Confirmed	10-19	Asian/Pacific Islander	Unknown	7	0
Confirmed	20-29	Asian/Pacific Islander	Unknown	8	0
Confirmed	30-39	Asian/Pacific Islander	Unknown	Suppressed	0
Confirmed	40-49	Asian/Pacific Islander	Unknown	Suppressed	0
Confirmed	50-59	Asian/Pacific Islander	Unknown	Suppressed	0
Confirmed	60-69	Asian/Pacific Islander	Unknown	0	0
Confirmed	70-79	Asian/Pacific Islander	Unknown	0	0
Confirmed	80+	Asian/Pacific Islander	Unknown	0	0
Confirmed	Unknown	Asian/Pacific Islander	Unknown	0	0
Confirmed	0-9	Black/African American	Unknown	Suppressed	0
Confirmed	10-19	Black/African American	Unknown	12	0
Confirmed	20-29	Black/African American	Unknown	106	0
Confirmed	30-39	Black/African American	Unknown	91	0
Confirmed	40-49	Black/African American	Unknown	98	0
Confirmed	50-59	Black/African American	Unknown	83	0
Confirmed	60-69	Black/African American	Unknown	41	Suppressed
Confirmed	70-79	Black/African American	Unknown	13	Suppressed
Confirmed	80+	Black/African American	Unknown	Suppressed	0
Confirmed	Unknown	Black/African American	Unknown	0	0
Confirmed	0-9	Multiple Races	Unknown	Suppressed	0
Confirmed	10-19	Multiple Races	Unknown	9	0
Confirmed	20-29	Multiple Races	Unknown	15	0
Confirmed	30-39	Multiple Races	Unknown	12	0
Confirmed	40-49	Multiple Races	Unknown	14	0
Confirmed	50-59	Multiple Races	Unknown	9	0
Confirmed	60-69	Multiple Races	Unknown	14	0
Confirmed	70-79	Multiple Races	Unknown	6	0
Confirmed	80+	Multiple Races	Unknown	Suppressed	0
Confirmed	Unknown	Multiple Races	Unknown	Suppressed	0
Confirmed	0-9	Other	Unknown	7	0
Confirmed	10-19	Other	Unknown	8	0
Confirmed	20-29	Other	Unknown	17	0
Confirmed	30-39	Other	Unknown	18	0
Confirmed	40-49	Other	Unknown	23	0
Confirmed	50-59	Other	Unknown	14	0
Confirmed	60-69	Other	Unknown	10	0
Confirmed	70-79	Other	Unknown	Suppressed	0
Confirmed	80+	Other	Unknown	6	0
Confirmed	Unknown	Other	Unknown	Suppressed	0
Confirmed	0-9	Unknown	Unknown	46	0
Confirmed	10-19	Unknown	Unknown	158	0
Confirmed	20-29	Unknown	Unknown	363	0
Confirmed	30-39	Unknown	Unknown	228	0
Confirmed	40-49	Unknown	Unknown	276	0
Confirmed	50-59	Unknown	Unknown	240	0
Confirmed	60-69	Unknown	Unknown	133	Suppressed

Confirmed	70-79	Unknown	Unknown	67	Suppressed
Confirmed	80+	Unknown	Unknown	55	Suppressed
Confirmed	Unknown	Unknown	Unknown	42	0
Confirmed	0-9	White	Unknown	14	0
Confirmed	10-19	White	Unknown	83	0
Confirmed	20-29	White	Unknown	169	0
Confirmed	30-39	White	Unknown	166	0
Confirmed	40-49	White	Unknown	144	0
Confirmed	50-59	White	Unknown	139	0
Confirmed	60-69	White	Unknown	111	0
Confirmed	70-79	White	Unknown	53	Suppressed
Confirmed	80+	White	Unknown	22	Suppressed
Confirmed	Unknown	White	Unknown	Suppressed	0
Probable	0-9	American Indian/Alaska Native	Female	27	0
Probable	10-19	American Indian/Alaska Native	Female	35	0
Probable	20-29	American Indian/Alaska Native	Female	51	0
Probable	30-39	American Indian/Alaska Native	Female	34	0
Probable	40-49	American Indian/Alaska Native	Female	33	0
Probable	50-59	American Indian/Alaska Native	Female	25	0
Probable	60-69	American Indian/Alaska Native	Female	22	0
Probable	70-79	American Indian/Alaska Native	Female	6	0
Probable	80+	American Indian/Alaska Native	Female	Suppressed	Suppressed
Probable	Unknown	American Indian/Alaska Native	Female	Suppressed	0
Probable	0-9	Asian/Pacific Islander	Female	20	0
Probable	10-19	Asian/Pacific Islander	Female	34	0
Probable	20-29	Asian/Pacific Islander	Female	80	0
Probable	30-39	Asian/Pacific Islander	Female	59	0
Probable	40-49	Asian/Pacific Islander	Female	43	0
Probable	50-59	Asian/Pacific Islander	Female	46	0
Probable	60-69	Asian/Pacific Islander	Female	25	Suppressed
Probable	70-79	Asian/Pacific Islander	Female	11	Suppressed
Probable	80+	Asian/Pacific Islander	Female	Suppressed	0
Probable	Unknown	Asian/Pacific Islander	Female	Suppressed	0
Probable	0-9	Black/African American	Female	79	0
Probable	10-19	Black/African American	Female	143	0
Probable	20-29	Black/African American	Female	355	0
Probable	30-39	Black/African American	Female	347	0
Probable	40-49	Black/African American	Female	298	Suppressed
Probable	50-59	Black/African American	Female	294	10
Probable	60-69	Black/African American	Female	217	15
Probable	70-79	Black/African American	Female	93	14
Probable	80+	Black/African American	Female	67	31
Probable	Unknown	Black/African American	Female	19	0
Probable	0-9	Multiple Races	Female	71	0
Probable	10-19	Multiple Races	Female	130	0
Probable	20-29	Multiple Races	Female	161	0
Probable	30-39	Multiple Races	Female	102	0
Probable	40-49	Multiple Races	Female	111	0
Probable	50-59	Multiple Races	Female	110	0
Probable	60-69	Multiple Races	Female	79	Suppressed



Probable	70-79	Multiple Races	Female	39	0
Probable	80+	Multiple Races	Female	26	6
Probable	Unknown	Multiple Races	Female	34	0
Probable	0-9	Other	Female	56	0
Probable	10-19	Other	Female	116	0
Probable	20-29	Other	Female	170	0
Probable	30-39	Other	Female	129	0
Probable	40-49	Other	Female	122	0
Probable	50-59	Other	Female	80	Suppressed
Probable	60-69	Other	Female	46	Suppressed
Probable	70-79	Other	Female	22	0
Probable	80+	Other	Female	8	Suppressed
Probable	Unknown	Other	Female	14	0
Probable	0-9	Unknown	Female	231	0
Probable	10-19	Unknown	Female	745	0
Probable	20-29	Unknown	Female	1465	0
Probable	30-39	Unknown	Female	996	0
Probable	40-49	Unknown	Female	1100	0
Probable	50-59	Unknown	Female	1101	Suppressed
Probable	60-69	Unknown	Female	770	Suppressed
Probable	70-79	Unknown	Female	313	Suppressed
Probable	80+	Unknown	Female	225	21
Probable	Unknown	Unknown	Female	1035	0
Probable	0-9	White	Female	757	0
Probable	10-19	White	Female	1741	Suppressed
Probable	20-29	White	Female	2298	0
Probable	30-39	White	Female	1775	0
Probable	40-49	White	Female	1802	Suppressed
Probable	50-59	White	Female	1896	15
Probable	60-69	White	Female	1303	29
Probable	70-79	White	Female	779	66
Probable	80+	White	Female	1040	233
Probable	Unknown	White	Female	268	0
Probable	0-9	American Indian/Alaska Native	Male	16	0
Probable	10-19	American Indian/Alaska Native	Male	36	0
Probable	20-29	American Indian/Alaska Native	Male	38	0
Probable	30-39	American Indian/Alaska Native	Male	36	0
Probable	40-49	American Indian/Alaska Native	Male	31	0
Probable	50-59	American Indian/Alaska Native	Male	26	0
Probable	60-69	American Indian/Alaska Native	Male	17	Suppressed
Probable	70-79	American Indian/Alaska Native	Male	7	Suppressed
Probable	80+	American Indian/Alaska Native	Male	Suppressed	Suppressed
Probable	Unknown	American Indian/Alaska Native	Male	Suppressed	0
Probable	0-9	Asian/Pacific Islander	Male	26	0
Probable	10-19	Asian/Pacific Islander	Male	35	0
Probable	20-29	Asian/Pacific Islander	Male	66	0
Probable	30-39	Asian/Pacific Islander	Male	64	0
Probable	40-49	Asian/Pacific Islander	Male	49	0
Probable	50-59	Asian/Pacific Islander	Male	33	Suppressed
Probable	60-69	Asian/Pacific Islander	Male	14	Suppressed

Probable	70-79	Asian/Pacific Islander	Male	7	Suppressed
Probable	80+	Asian/Pacific Islander	Male	Suppressed	Suppressed
Probable	Unknown	Asian/Pacific Islander	Male	Suppressed	0
Probable	0-9	Black/African American	Male	66	0
Probable	10-19	Black/African American	Male	138	Suppressed
Probable	20-29	Black/African American	Male	330	0
Probable	30-39	Black/African American	Male	320	0
Probable	40-49	Black/African American	Male	252	8
Probable	50-59	Black/African American	Male	282	12
Probable	60-69	Black/African American	Male	191	24
Probable	70-79	Black/African American	Male	76	30
Probable	80+	Black/African American	Male	34	19
Probable	Unknown	Black/African American	Male	13	0
Probable	0-9	Multiple Races	Male	63	0
Probable	10-19	Multiple Races	Male	133	0
Probable	20-29	Multiple Races	Male	133	0
Probable	30-39	Multiple Races	Male	82	0
Probable	40-49	Multiple Races	Male	99	Suppressed
Probable	50-59	Multiple Races	Male	90	0
Probable	60-69	Multiple Races	Male	68	0
Probable	70-79	Multiple Races	Male	35	Suppressed
Probable	80+	Multiple Races	Male	14	6
Probable	Unknown	Multiple Races	Male	42	0
Probable	0-9	Other	Male	48	0
Probable	10-19	Other	Male	128	0
Probable	20-29	Other	Male	162	0
Probable	30-39	Other	Male	141	0
Probable	40-49	Other	Male	127	0
Probable	50-59	Other	Male	85	0
Probable	60-69	Other	Male	49	Suppressed
Probable	70-79	Other	Male	20	Suppressed
Probable	80+	Other	Male	7	Suppressed
Probable	Unknown	Other	Male	13	0
Probable	0-9	Unknown	Male	259	0
Probable	10-19	Unknown	Male	735	0
Probable	20-29	Unknown	Male	1272	0
Probable	30-39	Unknown	Male	973	Suppressed
Probable	40-49	Unknown	Male	879	Suppressed
Probable	50-59	Unknown	Male	940	Suppressed
Probable	60-69	Unknown	Male	592	Suppressed
Probable	70-79	Unknown	Male	252	8
Probable	80+	Unknown	Male	136	16
Probable	Unknown	Unknown	Male	858	0
Probable	0-9	White	Male	740	0
Probable	10-19	White	Male	1467	0
Probable	20-29	White	Male	1917	Suppressed
Probable	30-39	White	Male	1479	Suppressed
Probable	40-49	White	Male	1443	6
Probable	50-59	White	Male	1550	16
Probable	60-69	White	Male	1147	45

Probable	70-79	White	Male	671	78
Probable	80+	White	Male	545	153
Probable	Unknown	White	Male	232	0
Probable	0-9	American Indian/Alaska Native	Unknown	0	0
Probable	10-19	American Indian/Alaska Native	Unknown	0	0
Probable	20-29	American Indian/Alaska Native	Unknown	Suppressed	0
Probable	30-39	American Indian/Alaska Native	Unknown	0	0
Probable	40-49	American Indian/Alaska Native	Unknown	Suppressed	0
Probable	50-59	American Indian/Alaska Native	Unknown	0	0
Probable	60-69	American Indian/Alaska Native	Unknown	0	0
Probable	70-79	American Indian/Alaska Native	Unknown	0	0
Probable	80+	American Indian/Alaska Native	Unknown	0	0
Probable	Unknown	American Indian/Alaska Native	Unknown	Suppressed	0
Probable	0-9	Asian/Pacific Islander	Unknown	0	0
Probable	10-19	Asian/Pacific Islander	Unknown	0	0
Probable	20-29	Asian/Pacific Islander	Unknown	Suppressed	0
Probable	30-39	Asian/Pacific Islander	Unknown	Suppressed	0
Probable	40-49	Asian/Pacific Islander	Unknown	Suppressed	0
Probable	50-59	Asian/Pacific Islander	Unknown	Suppressed	0
Probable	60-69	Asian/Pacific Islander	Unknown	0	0
Probable	70-79	Asian/Pacific Islander	Unknown	0	0
Probable	80+	Asian/Pacific Islander	Unknown	0	0
Probable	Unknown	Asian/Pacific Islander	Unknown	Suppressed	0
Probable	0-9	Black/African American	Unknown	Suppressed	0
Probable	10-19	Black/African American	Unknown	Suppressed	0
Probable	20-29	Black/African American	Unknown	7	0
Probable	30-39	Black/African American	Unknown	Suppressed	0
Probable	40-49	Black/African American	Unknown	Suppressed	0
Probable	50-59	Black/African American	Unknown	Suppressed	0
Probable	60-69	Black/African American	Unknown	Suppressed	0
Probable	70-79	Black/African American	Unknown	Suppressed	0
Probable	80+	Black/African American	Unknown	0	0
Probable	Unknown	Black/African American	Unknown	Suppressed	0
Probable	0-9	Multiple Races	Unknown	Suppressed	0
Probable	10-19	Multiple Races	Unknown	Suppressed	0
Probable	20-29	Multiple Races	Unknown	9	0
Probable	30-39	Multiple Races	Unknown	10	0
Probable	40-49	Multiple Races	Unknown	Suppressed	0
Probable	50-59	Multiple Races	Unknown	Suppressed	0
Probable	60-69	Multiple Races	Unknown	Suppressed	0
Probable	70-79	Multiple Races	Unknown	0	0
Probable	80+	Multiple Races	Unknown	0	0
Probable	Unknown	Multiple Races	Unknown	10	0
Probable	0-9	Other	Unknown	Suppressed	0
Probable	10-19	Other	Unknown	Suppressed	0
Probable	20-29	Other	Unknown	Suppressed	0
Probable	30-39	Other	Unknown	Suppressed	0
Probable	40-49	Other	Unknown	Suppressed	0
Probable	50-59	Other	Unknown	Suppressed	0
Probable	60-69	Other	Unknown	Suppressed	0

Probable	70-79	Other	Unknown	0	0
Probable	80+	Other	Unknown	0	0
Probable	Unknown	Other	Unknown	0	0
Probable	0-9	Unknown	Unknown	56	0
Probable	10-19	Unknown	Unknown	141	0
Probable	20-29	Unknown	Unknown	314	0
Probable	30-39	Unknown	Unknown	242	0
Probable	40-49	Unknown	Unknown	279	Suppressed
Probable	50-59	Unknown	Unknown	238	0
Probable	60-69	Unknown	Unknown	163	0
Probable	70-79	Unknown	Unknown	74	Suppressed
Probable	80+	Unknown	Unknown	28	Suppressed
Probable	Unknown	Unknown	Unknown	1483	0
Probable	0-9	White	Unknown	17	0
Probable	10-19	White	Unknown	33	0
Probable	20-29	White	Unknown	26	0
Probable	30-39	White	Unknown	19	0
Probable	40-49	White	Unknown	25	0
Probable	50-59	White	Unknown	25	0
Probable	60-69	White	Unknown	8	Suppressed
Probable	70-79	White	Unknown	12	0
Probable	80+	White	Unknown	Suppressed	0
Probable	Unknown	White	Unknown	32	0

# PUBLIC USE DATASETS

## COVID-19 Tests by County

### README

Data includes tests by type (diagnostic, serology or total combined) by county.

Diagnostic tests are used to find current infection and look for genes or proteins from the severe acute respiratory syndrome coronavirus 2 (SARS-CoV-2), the virus that causes COVID-19. These tests, which are performed as nasal swabs, include: Nucleic acid amplification test/real-time polymerase chain reaction (NAAT/RT-PCR) test and rapid virus antigen detection point of care (POC) tests.

Serology tests are used to look for the possibility of previous infection. Serology tests look for antibodies to SARS-CoV-2 in the blood. There are currently two types of serology tests: the enzyme-linked immunosorbent assay (ELISA) test and the rapid antibody detection POC test. Serology tests do not diagnose disease and do not guarantee immunity, but might provide information about previous infection.

Correctional includes state and federal prisons and county and city detection facilities.

Testing data represents total tests performed, not individuals tested. A single individual may have more than one test completed.

# COVID-19 TESTS BY COUNTY 2021-01-30

Updated	COUNTY	TestType	Count	RatePerMillion
2021/01/30 13:14:50	Alcona	Serology	150	14416
2021/01/30 13:14:50	Alcona	Diagnostic	4996	480154
2021/01/30 13:14:50	Alcona	Total	5146	494570
2021/01/30 13:14:50	Alger	Diagnostic	5878	645367
2021/01/30 13:14:50	Alger	Serology	329	36122
2021/01/30 13:14:50	Alger	Total	6207	681489
2021/01/30 13:14:50	Allegan	Serology	2368	20054
2021/01/30 13:14:50	Allegan	Diagnostic	88809	752102
2021/01/30 13:14:50	Allegan	Total	91177	772156
2021/01/30 13:14:50	Alpena	Diagnostic	13723	483119
2021/01/30 13:14:50	Alpena	Serology	577	20313
2021/01/30 13:14:50	Alpena	Total	14300	503432
2021/01/30 13:14:50	Antrim	Serology	566	24267
2021/01/30 13:14:50	Antrim	Diagnostic	16167	693149
2021/01/30 13:14:50	Antrim	Total	16733	717416
2021/01/30 13:14:50	Arenac	Serology	356	23920
2021/01/30 13:14:50	Arenac	Diagnostic	11018	740308
2021/01/30 13:14:50	Arenac	Total	11374	764228
2021/01/30 13:14:50	Baraga	Diagnostic	6812	829821
2021/01/30 13:14:50	Baraga	Serology	54	6578
2021/01/30 13:14:50	Baraga	Total	6866	836399
2021/01/30 13:14:50	Barry	Diagnostic	42662	693128
2021/01/30 13:14:50	Barry	Serology	1589	25816
2021/01/30 13:14:50	Barry	Total	44251	718944
2021/01/30 13:14:50	Bay	Diagnostic	94988	921087
2021/01/30 13:14:50	Bay	Serology	5486	53197
2021/01/30 13:14:50	Bay	Total	100474	974284
2021/01/30 13:14:50	Benzie	Diagnostic	9955	560340
2021/01/30 13:14:50	Benzie	Serology	585	32928
2021/01/30 13:14:50	Benzie	Total	10540	593268
2021/01/30 13:14:50	Berrien	Diagnostic	180591	1177248
2021/01/30 13:14:50	Berrien	Serology	4674	30469
2021/01/30 13:14:50	Berrien	Total	185265	1207717
2021/01/30 13:14:50	Branch	Diagnostic	30392	698394
2021/01/30 13:14:50	Branch	Serology	388	8916
2021/01/30 13:14:50	Branch	Total	30780	707310
2021/01/30 13:14:50	Calhoun	Diagnostic	148142	1104227
2021/01/30 13:14:50	Calhoun	Serology	1541	11486
2021/01/30 13:14:50	Calhoun	Total	149683	1115713
2021/01/30 13:14:50	Cass	Diagnostic	30281	584722
2021/01/30 13:14:50	Cass	Serology	552	10659
2021/01/30 13:14:50	Cass	Total	30833	595381
2021/01/30 13:14:50	Charlevoix	Diagnostic	17549	671270
2021/01/30 13:14:50	Charlevoix	Serology	908	34732
2021/01/30 13:14:50	Charlevoix	Total	18457	706002
2021/01/30 13:14:50	Cheboygan	Diagnostic	11026	436224
2021/01/30 13:14:50	Cheboygan	Serology	497	19663

2021/01/30 13:14:50	Cheboygan	Total	11523	455887
2021/01/30 13:14:50	Chippewa	Diagnostic	17320	463734
2021/01/30 13:14:50	Chippewa	Serology	238	6372
2021/01/30 13:14:50	Chippewa	Total	17558	470106
2021/01/30 13:14:50	Clare	Serology	794	25654
2021/01/30 13:14:50	Clare	Diagnostic	15206	491309
2021/01/30 13:14:50	Clare	Total	16000	516963
2021/01/30 13:14:50	Clinton	Diagnostic	44780	562598
2021/01/30 13:14:50	Clinton	Serology	3599	45216
2021/01/30 13:14:50	Clinton	Total	48379	607815
2021/01/30 13:14:50	Correctional	Serology	20413	
2021/01/30 13:14:50	Correctional	Diagnostic	524917	
2021/01/30 13:14:50	Correctional	Total	545330	
2021/01/30 13:14:50	Crawford	Diagnostic	7667	546511
2021/01/30 13:14:50	Crawford	Serology	259	18462
2021/01/30 13:14:50	Crawford	Total	7926	564973
2021/01/30 13:14:50	Delta	Serology	712	19897
2021/01/30 13:14:50	Delta	Diagnostic	31886	891069
2021/01/30 13:14:50	Delta	Total	32598	910966
2021/01/30 13:14:50	Detroit City	Diagnostic	578087	889633
2021/01/30 13:14:50	Detroit City	Serology	22721	34966
2021/01/30 13:14:50	Detroit City	Total	600808	924599
2021/01/30 13:14:50	Dickinson	Diagnostic	14319	567336
2021/01/30 13:14:50	Dickinson	Serology	140	5547
2021/01/30 13:14:50	Dickinson	Total	14459	572883
2021/01/30 13:14:50	Eaton	Diagnostic	93289	846021
2021/01/30 13:14:50	Eaton	Serology	5409	49053
2021/01/30 13:14:50	Eaton	Total	98698	895074
2021/01/30 13:14:50	Emmet	Diagnostic	22635	677390
2021/01/30 13:14:50	Emmet	Serology	1347	40311
2021/01/30 13:14:50	Emmet	Total	23982	717702
2021/01/30 13:14:50	Genesee	Serology	17211	42411
2021/01/30 13:14:50	Genesee	Diagnostic	286163	705160
2021/01/30 13:14:50	Genesee	Total	303374	747571
2021/01/30 13:14:50	Gladwin	Serology	872	34265
2021/01/30 13:14:50	Gladwin	Diagnostic	13523	531376
2021/01/30 13:14:50	Gladwin	Total	14395	565641
2021/01/30 13:14:50	Gogebic	Diagnostic	15292	1094240
2021/01/30 13:14:50	Gogebic	Serology	256	18318
2021/01/30 13:14:50	Gogebic	Total	15548	1112558
2021/01/30 13:14:50	Grand Traverse	Diagnostic	66647	715957
2021/01/30 13:14:50	Grand Traverse	Serology	4895	52585
2021/01/30 13:14:50	Grand Traverse	Total	71542	768542
2021/01/30 13:14:50	Gratiot	Diagnostic	41070	1008818
2021/01/30 13:14:50	Gratiot	Serology	923	22672
2021/01/30 13:14:50	Gratiot	Total	41993	1031490
2021/01/30 13:14:50	Hillsdale	Diagnostic	34414	754610
2021/01/30 13:14:50	Hillsdale	Serology	829	18178
2021/01/30 13:14:50	Hillsdale	Total	35243	772788
2021/01/30 13:14:50	Houghton	Diagnostic	35959	1007707

2021/01/30 13:14:50	Houghton	Serology	246	6894
2021/01/30 13:14:50	Houghton	Total	36205	1014600
2021/01/30 13:14:50	Huron	Diagnostic	23143	747006
2021/01/30 13:14:50	Huron	Serology	570	18398
2021/01/30 13:14:50	Huron	Total	23713	765405
2021/01/30 13:14:50	Ingham	Diagnostic	256137	875964
2021/01/30 13:14:50	Ingham	Serology	17775	60789
2021/01/30 13:14:50	Ingham	Total	273912	936752
2021/01/30 13:14:50	Ionia	Diagnostic	57970	896023
2021/01/30 13:14:50	Ionia	Serology	1918	29646
2021/01/30 13:14:50	Ionia	Total	59888	925669
2021/01/30 13:14:50	Iosco	Diagnostic	18498	736180
2021/01/30 13:14:50	Iosco	Serology	526	20934
2021/01/30 13:14:50	Iosco	Total	19024	757114
2021/01/30 13:14:50	Iron	Diagnostic	20424	1845653
2021/01/30 13:14:50	Iron	Serology	120	10844
2021/01/30 13:14:50	Iron	Total	20544	1856497
2021/01/30 13:14:50	Isabella	Diagnostic	39730	568611
2021/01/30 13:14:50	Isabella	Serology	1109	15872
2021/01/30 13:14:50	Isabella	Total	40839	584483
2021/01/30 13:14:50	Jackson	Diagnostic	160779	1014315
2021/01/30 13:14:50	Jackson	Serology	3043	19198
2021/01/30 13:14:50	Jackson	Total	163822	1033512
2021/01/30 13:14:50	Kalamazoo	Serology	5962	22493
2021/01/30 13:14:50	Kalamazoo	Diagnostic	227179	857066
2021/01/30 13:14:50	Kalamazoo	Total	233141	879558
2021/01/30 13:14:50	Kalkaska	Diagnostic	13183	730846
2021/01/30 13:14:50	Kalkaska	Serology	558	30935
2021/01/30 13:14:50	Kalkaska	Total	13741	761781
2021/01/30 13:14:50	Kent	Diagnostic	667527	1016092
2021/01/30 13:14:50	Kent	Serology	37452	57008
2021/01/30 13:14:50	Kent	Total	704979	1073101
2021/01/30 13:14:50	Keweenaw	Diagnostic	1699	802930
2021/01/30 13:14:50	Keweenaw	Serology	30	14178
2021/01/30 13:14:50	Keweenaw	Total	1729	817108
2021/01/30 13:14:50	Lake	Diagnostic	8711	734919
2021/01/30 13:14:50	Lake	Serology	174	14680
2021/01/30 13:14:50	Lake	Total	8885	749599
2021/01/30 13:14:50	Lapeer	Diagnostic	47712	544614
2021/01/30 13:14:50	Lapeer	Serology	2742	31299
2021/01/30 13:14:50	Lapeer	Total	50454	575913
2021/01/30 13:14:50	Leelanau	Diagnostic	10108	464501
2021/01/30 13:14:50	Leelanau	Serology	772	35476
2021/01/30 13:14:50	Leelanau	Total	10880	499977
2021/01/30 13:14:50	Lenawee	Serology	1697	17237
2021/01/30 13:14:50	Lenawee	Diagnostic	90858	922875
2021/01/30 13:14:50	Lenawee	Total	92555	940112
2021/01/30 13:14:50	Livingston	Serology	6849	35673
2021/01/30 13:14:50	Livingston	Diagnostic	149443	778369
2021/01/30 13:14:50	Livingston	Total	156292	814042



2021/01/30 13:14:50	Luce	Diagnostic	4226	678440
2021/01/30 13:14:50	Luce	Serology	35	5619
2021/01/30 13:14:50	Luce	Total	4261	684058
2021/01/30 13:14:50	Mackinac	Diagnostic	6221	576072
2021/01/30 13:14:50	Mackinac	Serology	106	9816
2021/01/30 13:14:50	Mackinac	Total	6327	585888
2021/01/30 13:14:50	Macomb	Diagnostic	641307	733784
2021/01/30 13:14:50	Macomb	Serology	48780	55814
2021/01/30 13:14:50	Macomb	Total	690087	789599
2021/01/30 13:14:50	Manistee	Diagnostic	13733	559207
2021/01/30 13:14:50	Manistee	Serology	730	29726
2021/01/30 13:14:50	Manistee	Total	14463	588932
2021/01/30 13:14:50	Marquette	Serology	1188	17811
2021/01/30 13:14:50	Marquette	Diagnostic	98384	1475045
2021/01/30 13:14:50	Marquette	Total	99572	1492856
2021/01/30 13:14:50	Mason	Serology	813	27896
2021/01/30 13:14:50	Mason	Diagnostic	24861	853040
2021/01/30 13:14:50	Mason	Total	25674	880936
2021/01/30 13:14:50	Mecosta	Diagnostic	29887	687801
2021/01/30 13:14:50	Mecosta	Serology	814	18733
2021/01/30 13:14:50	Mecosta	Total	30701	706533
2021/01/30 13:14:50	Menominee	Diagnostic	18356	805795
2021/01/30 13:14:50	Menominee	Serology	117	5136
2021/01/30 13:14:50	Menominee	Total	18473	810931
2021/01/30 13:14:50	Midland	Serology	5671	68197
2021/01/30 13:14:50	Midland	Diagnostic	45192	543460
2021/01/30 13:14:50	Midland	Total	50863	611658
2021/01/30 13:14:50	Missaukee	Diagnostic	7716	510385
2021/01/30 13:14:50	Missaukee	Serology	447	29567
2021/01/30 13:14:50	Missaukee	Total	8163	539952
2021/01/30 13:14:50	Monroe	Serology	4643	30850
2021/01/30 13:14:50	Monroe	Diagnostic	114261	759209
2021/01/30 13:14:50	Monroe	Total	118904	790060
2021/01/30 13:14:50	Montcalm	Serology	1937	30319
2021/01/30 13:14:50	Montcalm	Diagnostic	57840	905334
2021/01/30 13:14:50	Montcalm	Total	59777	935653
2021/01/30 13:14:50	Montmorency	Serology	305	32697
2021/01/30 13:14:50	Montmorency	Diagnostic	5183	555639
2021/01/30 13:14:50	Montmorency	Total	5488	588336
2021/01/30 13:14:50	Muskegon	Diagnostic	161810	932268
2021/01/30 13:14:50	Muskegon	Serology	2931	16887
2021/01/30 13:14:50	Muskegon	Total	164741	949155
2021/01/30 13:14:50	Newaygo	Diagnostic	33057	674908
2021/01/30 13:14:50	Newaygo	Serology	1406	28706
2021/01/30 13:14:50	Newaygo	Total	34463	703614
2021/01/30 13:14:50	Oakland	Diagnostic	1015567	807554
2021/01/30 13:14:50	Oakland	Serology	97262	77340
2021/01/30 13:14:50	Oakland	Total	1112829	884894
2021/01/30 13:14:50	Oceana	Diagnostic	27010	1020516
2021/01/30 13:14:50	Oceana	Serology	684	25844

2021/01/30 13:14:50	Oceana	Total	27694	1046360
2021/01/30 13:14:50	Ogemaw	Serology	439	20908
2021/01/30 13:14:50	Ogemaw	Diagnostic	13567	646140
2021/01/30 13:14:50	Ogemaw	Total	14006	667048
2021/01/30 13:14:50	Ontonagon	Diagnostic	6230	1089161
2021/01/30 13:14:50	Ontonagon	Serology	66	11538
2021/01/30 13:14:50	Ontonagon	Total	6296	1100699
2021/01/30 13:14:50	Osceola	Diagnostic	17755	756820
2021/01/30 13:14:50	Osceola	Serology	695	29625
2021/01/30 13:14:50	Osceola	Total	18450	786445
2021/01/30 13:14:50	Oscoda	Diagnostic	4012	486834
2021/01/30 13:14:50	Oscoda	Serology	219	26574
2021/01/30 13:14:50	Oscoda	Total	4231	513409
2021/01/30 13:14:50	Otsego	Diagnostic	14463	586306
2021/01/30 13:14:50	Otsego	Serology	709	28742
2021/01/30 13:14:50	Otsego	Total	15172	615048
2021/01/30 13:14:50	Ottawa	Serology	11541	39547
2021/01/30 13:14:50	Ottawa	Diagnostic	285207	977305
2021/01/30 13:14:50	Ottawa	Total	296748	1016852
2021/01/30 13:14:50	Presque Isle	Diagnostic	7712	612452
2021/01/30 13:14:50	Presque Isle	Serology	419	33275
2021/01/30 13:14:50	Presque Isle	Total	8131	645727
2021/01/30 13:14:50	Roscommon	Diagnostic	13855	576835
2021/01/30 13:14:50	Roscommon	Serology	571	23773
2021/01/30 13:14:50	Roscommon	Total	14426	600608
2021/01/30 13:14:50	Saginaw	Serology	7241	38003
2021/01/30 13:14:50	Saginaw	Diagnostic	189962	996972
2021/01/30 13:14:50	Saginaw	Total	197203	1034974
2021/01/30 13:14:50	Sanilac	Serology	986	23949
2021/01/30 13:14:50	Sanilac	Diagnostic	37199	903546
2021/01/30 13:14:50	Sanilac	Total	38185	927496
2021/01/30 13:14:50	Schoolcraft	Diagnostic	4971	614159
2021/01/30 13:14:50	Schoolcraft	Serology	60	7413
2021/01/30 13:14:50	Schoolcraft	Total	5031	621572
2021/01/30 13:14:50	Shiawassee	Diagnostic	50029	734403
2021/01/30 13:14:50	Shiawassee	Serology	2195	32222
2021/01/30 13:14:50	Shiawassee	Total	52224	766625
2021/01/30 13:14:50	St Clair	Serology	6696	42079
2021/01/30 13:14:50	St Clair	Diagnostic	101908	640415
2021/01/30 13:14:50	St Clair	Total	108604	682495
2021/01/30 13:14:50	St Joseph	Serology	1331	21833
2021/01/30 13:14:50	St Joseph	Diagnostic	44421	728643
2021/01/30 13:14:50	St Joseph	Total	45752	750476
2021/01/30 13:14:50	Tuscola	Diagnostic	47147	902421
2021/01/30 13:14:50	Tuscola	Serology	1639	31371
2021/01/30 13:14:50	Tuscola	Total	48786	933793
2021/01/30 13:14:50	Unknown	Diagnostic	444038	
2021/01/30 13:14:50	Unknown	Serology	22216	
2021/01/30 13:14:50	Unknown	Total	466254	
2021/01/30 13:14:50	Van Buren	Diagnostic	72849	962631

2021/01/30 13:14:50	Van Buren	Serology	1470	19425
2021/01/30 13:14:50	Van Buren	Total	74319	982055
2021/01/30 13:14:50	Washtenaw	Serology	15368	41806
2021/01/30 13:14:50	Washtenaw	Diagnostic	425911	1158623
2021/01/30 13:14:50	Washtenaw	Total	441279	1200429
2021/01/30 13:14:50	Wayne	Diagnostic	1008906	914020
2021/01/30 13:14:50	Wayne	Serology	65091	58969
2021/01/30 13:14:50	Wayne	Total	1073997	972989
2021/01/30 13:14:50	Wexford	Diagnostic	21128	628230
2021/01/30 13:14:50	Wexford	Serology	868	25810
2021/01/30 13:14:50	Wexford	Total	21996	654039

# PUBLIC USE DATASETS

## Diagnostic Tests by Result and County

### README

Data include diagnostic tests for COVID-19 by date and county.

Diagnostic tests are used to find current infection and look for genes or proteins from the severe acute respiratory syndrome coronavirus 2 (SARS-CoV-2), the virus that causes COVID-19. These tests, which are performed as nasal swabs, include: Nucleic acid amplification test/real-time polymerase chain reaction (NAAT/RT-PCR) test and rapid virus antigen detection point of care (POC) tests.

Correctional includes state and federal prisons and county and city detention facilities.

Testing data represents total tests performed, not individuals tested. A single individual may have more than one test completed.

The total number of positive tests may exceed the number of confirmed cases due to 1) a single individual may have more than one test performed; 2) MDHHS may receive data on positive tests in advance of a local health department classifying an individual as a confirmed or probable case, and 3) although efforts have been made to de-duplicate testing data, some duplication may occur.

**DIAGNOSTIC TESTS BY RESULT AND COUNTY 2021-01-30**

MessageDate	COUNTY	Negative	Positive	Total
1/29/2021	Alcona	18	0	18
1/29/2021	Alger	18	0	18
1/29/2021	Allegan	359	25	384
1/29/2021	Alpena	54	1	55
1/29/2021	Antrim	44	6	50
1/29/2021	Arenac	43	3	46
1/29/2021	Baraga	52	0	52
1/29/2021	Barry	360	11	371
1/29/2021	Bay	512	30	542
1/29/2021	Benzie	35	4	39
1/29/2021	Berrien	911	56	967
1/29/2021	Branch	116	14	130
1/29/2021	Calhoun	772	35	807
1/29/2021	Cass	195	16	211
1/29/2021	Charlevoix	92	5	97
1/29/2021	Cheboygan	60	2	62
1/29/2021	Chippewa	85	0	85
1/29/2021	Clare	89	8	97
1/29/2021	Clinton	124	7	131
1/29/2021	Correctional	2317	15	2332
1/29/2021	Crawford	28	2	30
1/29/2021	Delta	52	1	53
1/29/2021	Detroit City	1794	73	1867
1/29/2021	Dickinson	50	1	51
1/29/2021	Eaton	283	28	311
1/29/2021	Emmet	86	7	93
1/29/2021	Genesee	1263	51	1314
1/29/2021	Gladwin	66	2	68
1/29/2021	Gogebic	49	5	54
1/29/2021	Grand Traverse	218	20	238
1/29/2021	Gratiot	206	5	211
1/29/2021	Hillsdale	98	9	107
1/29/2021	Houghton	84	0	84
1/29/2021	Huron	96	8	104
1/29/2021	Ingham	706	53	759
1/29/2021	Ionia	243	9	252
1/29/2021	Iosco	83	2	85
1/29/2021	Iron	24	1	25
1/29/2021	Isabella	125	3	128
1/29/2021	Jackson	611	41	652
1/29/2021	Kalamazoo	1161	46	1207
1/29/2021	Kalkaska	31	7	38
1/29/2021	Kent	2602	134	2736
1/29/2021	Keweenaw	6	0	6
1/29/2021	Lake	46	1	47
1/29/2021	Lapeer	245	7	252
1/29/2021	Leelanau	36	3	39

1/29/2021	Lenawee	446	28	474
1/29/2021	Livingston	484	48	532
1/29/2021	Luce	4	0	4
1/29/2021	Mackinac	12	0	12
1/29/2021	Macomb	2224	111	2335
1/29/2021	Manistee	33	4	37
1/29/2021	Marquette	637	5	642
1/29/2021	Mason	73	4	77
1/29/2021	Mecosta	160	8	168
1/29/2021	Menominee	75	1	76
1/29/2021	Midland	266	23	289
1/29/2021	Missaukee	25	3	28
1/29/2021	Monroe	410	43	453
1/29/2021	Montcalm	194	7	201
1/29/2021	Montmorency	39	0	39
1/29/2021	Muskegon	820	30	850
1/29/2021	Newaygo	189	8	197
1/29/2021	Oakland	3667	148	3815
1/29/2021	Oceana	99	4	103
1/29/2021	Ogemaw	98	4	102
1/29/2021	Ontonagon	23	4	27
1/29/2021	Osceola	88	5	93
1/29/2021	Oscoda	15	4	19
1/29/2021	Otsego	68	1	69
1/29/2021	Ottawa	1239	61	1300
1/29/2021	Presque Isle	47	8	55
1/29/2021	Roscommon	50	3	53
1/29/2021	Saginaw	922	49	971
1/29/2021	Sanilac	200	7	207
1/29/2021	Schoolcraft	4	0	4
1/29/2021	Shiawassee	178	20	198
1/29/2021	St Clair	324	18	342
1/29/2021	St Joseph	326	31	357
1/29/2021	Tuscola	158	10	168
1/29/2021	Unknown	1464	52	1516
1/29/2021	Van Buren	370	26	396
1/29/2021	Washtenaw	4615	116	4731
1/29/2021	Wayne	3010	163	3173
1/29/2021	Wexford	66	13	79