



Western Michigan University  
ScholarWorks at WMU

---

Cumulative Michigan COVID-19 Data

Michigan COVID-19 State Data

---

2-9-2021

## 2021-02-09\_MichiganOverview\_COVIDstats

Michigan Department of Health & Human Services

Follow this and additional works at: <https://scholarworks.wmich.edu/michigan-covid-data-state-cumulative>



Part of the Public Health Commons

---

### WMU ScholarWorks Citation

Michigan Department of Health & Human Services, "2021-02-09\_MichiganOverview\_COVIDstats" (2021).  
*Cumulative Michigan COVID-19 Data*. 318.

<https://scholarworks.wmich.edu/michigan-covid-data-state-cumulative/318>

This Website is brought to you for free and open access  
by the Michigan COVID-19 State Data at ScholarWorks at  
WMU. It has been accepted for inclusion in Cumulative  
Michigan COVID-19 Data by an authorized administrator  
of ScholarWorks at WMU. For more information, please  
contact [wmu-scholarworks@wmich.edu](mailto:wmu-scholarworks@wmich.edu).



Coronavirus

MI SAFE START

CONTAIN COVID

RESOURCES

PRESS RELEASES

DONATE

VIDEO UPDATES

CORONAVIRUS / MICHIGAN DATA

Michigan Data

Hospitals

Long Term  
Care Facilities

Coronavirus  
Symptoms

Cumulative  
Recovered

Outbreak  
Reporting

School-Related  
Outbreak  
Reporting

Wastewater  
Surveillance

Testing  
Turnaround  
Time

MIS-C Data  
and Reporting

Data and  
Modeling  
Updates

**Note on deaths (02/09/21):** Regular reviews of death certificate data maintained in Vital Records reporting systems are conducted by MDHHS staff three times per week. As a part of this process, records that identify COVID-19 infection as a contributing factor to death are compared against all laboratory confirmed cases of COVID-19 in the Michigan Disease Surveillance System (MDSS). If a death certificate is matched to a confirmed COVID-19 case and that record in the MDSS does not indicate the individual died, the MDSS record is updated to indicate the death and the appropriate local health department is notified. These matched deaths are then included with mortality information posted to the Michigan Coronavirus website. As a result of the most recent assessment, today’s data includes **31** additional deaths identified by this methodology.

The State of Michigan is working around the clock to test and treat COVID-19 patients. Below is the most recent data healthcare experts across the state have compiled. It is updated Monday - Saturday.

CURRENT STATUS

DAILY CASES

CUMULATIVE TRENDS

DEMOGRAPHICS

TOTAL TESTING

DIAGNOSTIC TESTING

LEARN MORE

View Cases

View Deaths

View Table

Select Preparedness Region:

All

Select County:

All

This report is provisional and subject to change. City of Detroit and Wayne County are reported separately. MDHHS began tracking probable cases April 5, 2020. FCI indicates federal correctional institute. MDOC indicates Michigan Department of Corrections. Diagnostic tests, including nucleic acid amplification/real-time polymerase chain reaction (NAAIT/RT-PCR) and rapid virus antigen detection point of care (POC) tests, look for current infection. Serology (antibody) tests are used to look for the possibility of previous infection.

Source: Michigan Disease Surveillance System (MDSS) and Vital Records.

COVID-19 Cases by County

Confirmed cases include individuals with a positive diagnostic test for COVID-19. Probable cases include individuals with COVID-19 symptoms and an epidemiologic link to confirmed COVID-19, but no diagnostic test.

Cases by County

17-429

430-2043

2044-11094

11095-72245

72246+

Michigan

Tuesday, February 9, 2021

Michigan (Statewide) Case Fatality Rate

2.6%

Current Totals

Case Status	Cases	Deaths
Confirmed	569,980	14,965
Probable	53,751	960
Total	623,731	15,925

Laboratory Testing

Test Type	Tests Performed
Diagnostic	9,779,407
Serology	502,950
Total	10,282,357

Microsoft Power BI

< 1 of 7 >

Have questions?

Chat with Robin

Cases by Hispanic/Latino Ethnicity

https://www.michigan.gov/coronavirus/0,9753,7-406-98163\_98173---,00.html

1/2

## PUBLIC USE DATASETS 02/09/2021

(Downloadable .xlsx files)

[Cases and Deaths by County](#)[Cases and Deaths by County by Date of Onset of Symptoms and Date of Death](#)[Cases by Demographics Statewide](#)[COVID-19 Tests by County](#)[Diagnostic Tests by Result and County](#)

Hispanic/Latino Ethnicity	Percentage of Overall Cases by Ethnicity	Percentage of Deceased Cases by Ethnicity
Hispanic/Latino	5.66%	2.96%
Non-Hispanic Latino	70.19%	84.27%
Unknown	24.15%	12.77%

*Totals may not add to 100% due to rounding*

## Cases by Arab Ethnicity

Arab Ethnicity	Percentage of Overall Cases by Ethnicity	Percentage of Deceased Cases by Ethnicity
Arab	2.94%	1.76%
Non-Arab	51.49%	55.34%
Unknown	45.57%	42.89%

*Totals may not add to 100% due to rounding*

.

[MICHIGAN.GOV HOME](#)  
[ADA](#)  
[MICHIGAN NEWS](#)  
[POLICIES](#)

COPYRIGHT 2021 STATE OF MICHIGAN

## Cumulative Total of Recovered COVID-19 Cases

Cumulative Total of Recovered COVID-19 Cases (as of 02/05/2021): **498,495**

During this response, MDHHS is reviewing vital records statistics to identify any laboratory confirmed COVID-19 cases who are 30 days out from their onset of illness to represent recovery status. As the pandemic continues to impact Michigan, this pool will expand to include more cases. Recovered is defined as the number of persons with a confirmed COVID-19 diagnosis who are alive 30 days post-onset (or referral date if onset is not available). The number of persons recovered on February 5, 2021 represents COVID-19 confirmed individuals with an onset date on or prior to January 6, 2021. If an individual dies from a COVID-related cause >30 days from onset/referral, they are removed from the number of persons recovered. These numbers will be updated every Saturday.

**Source:** Michigan Disease Surveillance System and Vital Records



**Have questions?**  
 Chat with Robin

[View Cases](#)[View Deaths](#)[View Table](#)

Select Preparedness Region:

All



Select County:

All



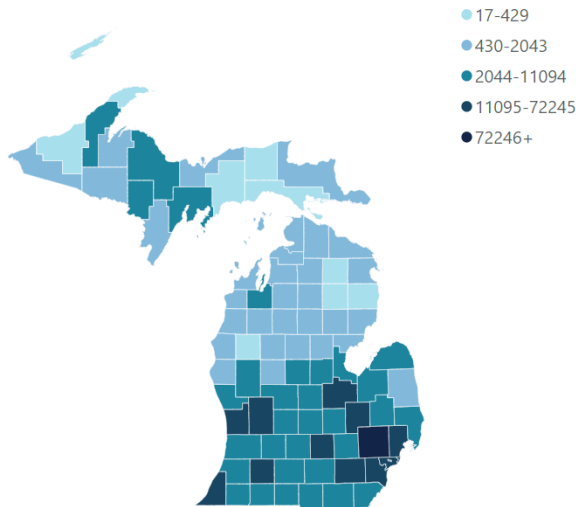
*This report is provisional and subject to change. City of Detroit and Wayne County are reported separately. MDHHS began tracking probable cases April 5, 2020. FCI indicates federal correctional institute. MDOC indicates Michigan Department of Corrections. Diagnostic tests, including nucleic acid amplification/real-time polymerase chain reaction (NAAT/RT-PCR) and rapid virus antigen detection point of care (POC) tests, look for current infection. Serology (antibody) tests are used to look for the possibility of previous infection.*

*Source: Michigan Disease Surveillance System (MDSS) and Vital Records.*

## COVID-19 Cases by County

Confirmed cases include individuals with a positive diagnostic test for COVID-19. Probable cases include individuals with COVID-19 symptoms and an epidemiologic link to confirmed COVID-19, but no diagnostic test.

### Cases by County



## Michigan

Tuesday, February 9, 2021

### Michigan (Statewide) Case Fatality Rate

2.6%

### Current Totals

Case Status	Cases	Deaths
Confirmed	569,980	14,965
Probable	53,751	960
<b>Total</b>	<b>623,731</b>	<b>15,925</b>

### Laboratory Testing

Test Type	Tests Performed
Diagnostic	9,779,407
Serology	502,950
<b>Total</b>	<b>10,282,357</b>

[View Cases](#)[View Deaths](#)[View Table](#)

Select Preparedness Region:

All

Select County:

All

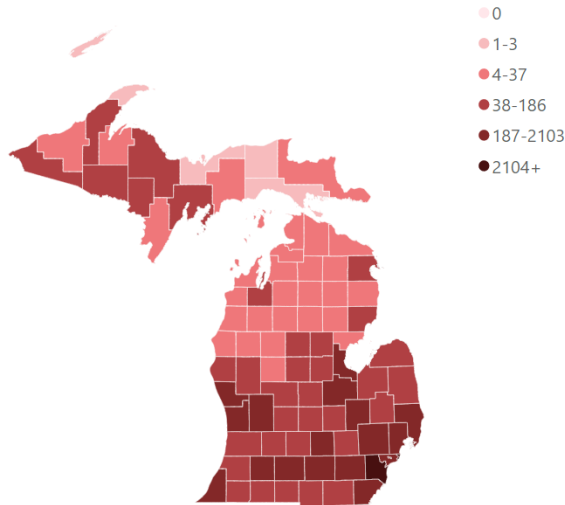
*This report is provisional and subject to change. City of Detroit and Wayne County are reported separately. MDHHS began tracking probable cases April 5, 2020. FCI indicates federal correctional institute. MDOC indicates Michigan Department of Corrections. Diagnostic tests, including nucleic acid amplification/real-time polymerase chain reaction (NAAT/RT-PCR) and rapid virus antigen detection point of care (POC) tests, look for current infection. Serology (antibody) tests are used to look for the possibility of previous infection.*

*Source: Michigan Disease Surveillance System (MDSS) and Vital Records.*

## COVID-19 Deaths by County

Confirmed deaths include individuals who had a confirmed COVID-19 infection and are classified as deceased by the case investigation, have COVID-19 indicated as a cause of death on their death certificate, or who die within 30 days of infection and their manner of death is listed as natural. Probable deaths include individuals who have COVID indicated on their death certificate, but have not had a positive diagnostic test.

### Deaths by County



## Michigan

Tuesday, February 9, 2021

### Michigan (Statewide) Case Fatality Rate

2.6%

### Current Totals

Case Status	Cases	Deaths
Confirmed	569,980	14,965
Probable	53,751	960
<b>Total</b>	<b>623,731</b>	<b>15,925</b>

### Laboratory Testing

Test Type	Tests Performed
Diagnostic	9,779,407
Serology	502,950
<b>Total</b>	<b>10,282,357</b>

Confirmed Cases

Deaths

View Table

Select Preparedness Region:

All



Select County:

All



Cases are shown by onset date or by lab specimen collection date if onset date was unavailable. Deaths are shown by date of death or date of last status update if date of death was unavailable. Tracking of probable cases and deaths did not begin until April 5, 2020, therefore only probable cases referred for investigation on or after April 5, 2020 are displayed (onset may have been prior).

Notes: FCI indicates federal correctional institute. MDOC indicates Michigan Department of Corrections.

## Daily Cases by Status

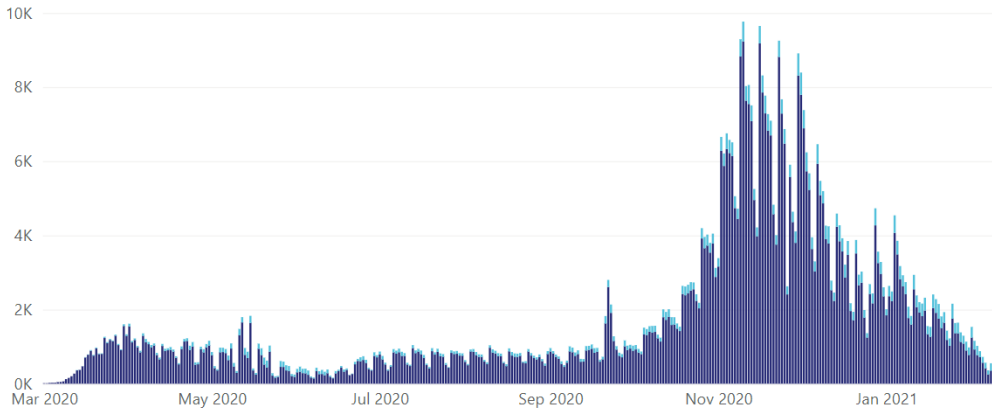
The number of daily confirmed cases represent the total number of people who had a positive diagnostic test for COVID-19 by the date of the onset of their symptoms.

Filter by Date:

3/1/2020

2/9/2021

### Cases by Date of Onset

Case Status ● Confirmed ● Probable

Confirmed Cases

Deaths

View Table

Select Preparedness Region:

All



Select County:

All



Cases are shown by onset date or by lab specimen collection date if onset date was unavailable. Deaths are shown by date of death or date of last status update if date of death was unavailable. Tracking of probable cases and deaths did not begin until April 5, 2020, therefore only probable cases referred for investigation on or after April 5, 2020 are displayed (onset may have been prior).

Notes: FCI indicates federal correctional institute. MDOC indicates Michigan Department of Corrections.

## Daily Deaths by Status

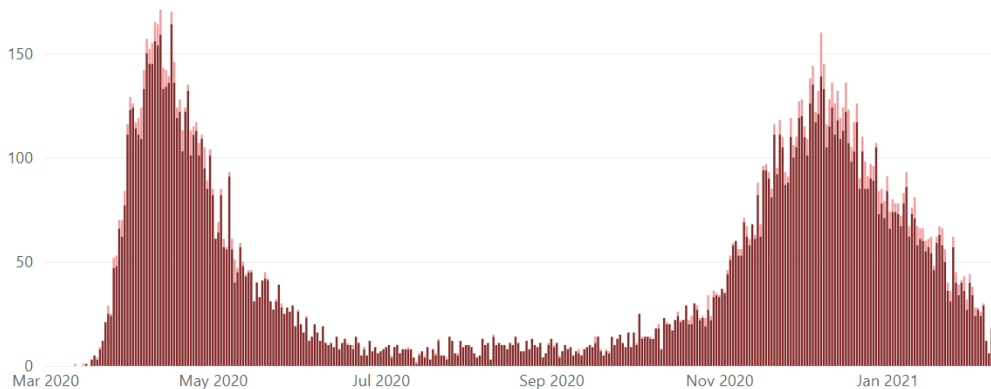
Confirmed deaths include individuals who had a confirmed COVID-19 infection and are classified as deceased by the case investigation, have COVID-19 indicated as a cause of death on their death certificate, or who die within 30 days of infection and their manner of death is listed as natural. Data are shown by the date of death.

Filter by Date:

3/1/2020

2/9/2021

## Deaths by Date of Death

Case Status ● Confirmed ● Probable

View Table

View Chart

Select Preparedness Region:

All



Select County:

All



Cases are shown by onset date or by lab specimen collection date if onset date was unavailable. Deaths are shown by date of death or date of last status update if date of death was unavailable. Tracking of probable cases and deaths did not begin until April 5, 2020, therefore these data are not displayed by date.

Notes: FCI indicates federal correctional institute. MDOC indicates Michigan Department of Corrections.

## Cumulative Confirmed Cases and Deaths among Confirmed Cases

Cumulative cases represent the total number of people who had a positive diagnostic test for COVID-19. Cases are shown by the date of onset of symptoms. Cumulative Deaths represent the total number of people who had a confirmed COVID-19 infection and are classified as deceased by the case investigation, have COVID-19 indicated as a cause of death on their death certificate, or who die within 30 days of infection and their manner of death is listed as natural. Deaths are shown by date of death.

Filter By Date:

3/1/2020

2/9/2021

### Cumulative Confirmed Cases and Deaths among Confirmed Cases by Date

● Confirmed Cases ● Deaths

0.6M

0.5M

0.4M

0.3M

0.2M

0.1M

0.0M

Mar 2020

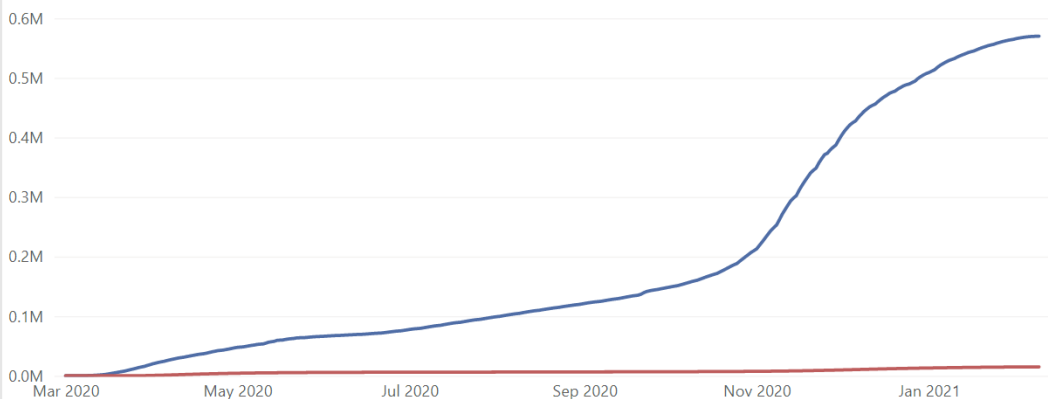
May 2020

Jul 2020

Sep 2020

Nov 2020

Jan 2021





## Cases by Demographic Characteristics

Data are suppressed when the number of cases is five or below to protect the confidentiality of individuals. The sum of the cases for individual categories may be fewer than the total number of cases due to data suppression. Rates are not calculated for multiple races, other, and unknown race categories due to the unavailability of an appropriate denominator.

Cases

Deaths

Select case status:

- ☒ Confirmed  
☐ Probable

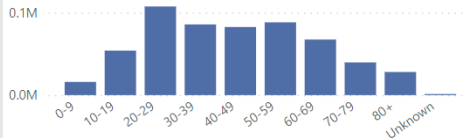
Select Preparedness Region:

All

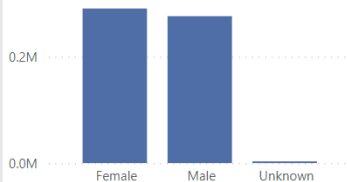
Select county:

All

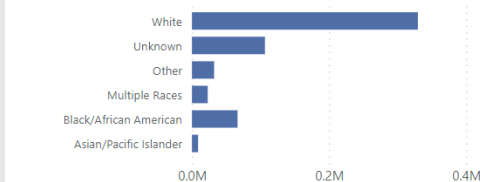
### Cases by Age Group



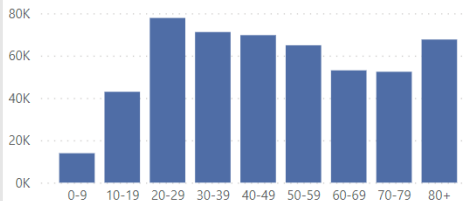
### Cases by Sex



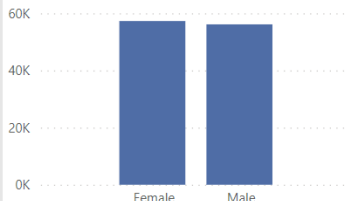
### Cases by Race



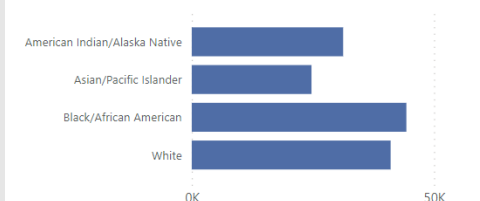
### Cases per Million by Age Group



### Cases per Million by Sex



### Cases per Million by Race



## Cases by Demographic Characteristics

Data are suppressed when the number of cases is five or below to protect the confidentiality of individuals. The sum of the cases for individual categories may be fewer than the total number of cases due to data suppression. Rates are not calculated for multiple races, other, and unknown race categories due to the unavailability of an appropriate denominator.

Cases

Deaths

Select case status:

- ☐ Confirmed  
☒ Probable

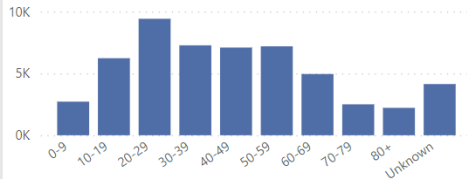
Select Preparedness Region:

All

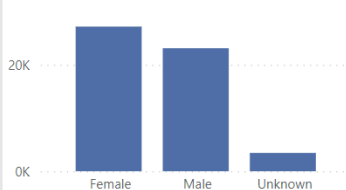
Select county:

All

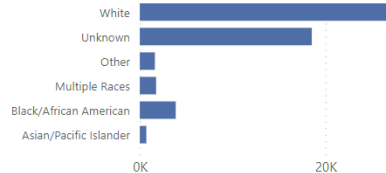
### Cases by Age Group



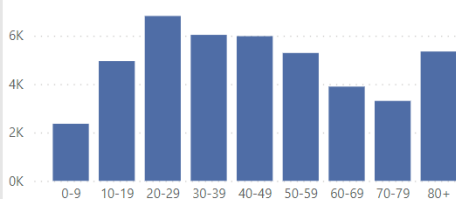
### Cases by Sex



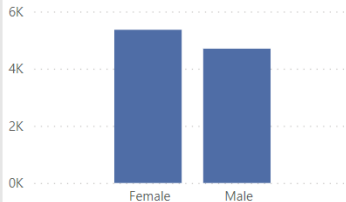
### Cases by Race



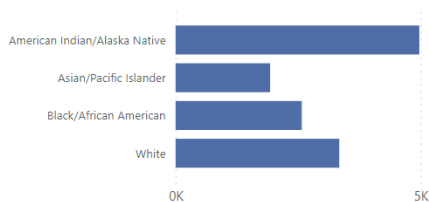
### Cases per Million by Age Group



### Cases per Million by Sex



### Cases per Million by Race



Deaths by Demographic Characteristics

Data are suppressed when the number of deaths is five or below to protect the confidentiality of individuals. The sum of the deaths for individual categories may be fewer than the total number of deaths due to data suppression. Rates are not calculated for multiple races, other, and unknown race categories due to the unavailability of an appropriate denominator.

Cases

Deaths

Select case status:

- ☒ Confirmed  
☐ Probable

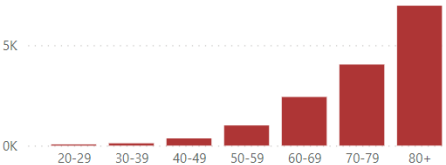
Select Preparedness Region:

All

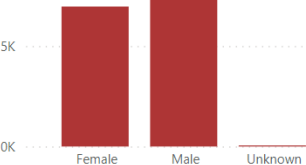
Select county:

All

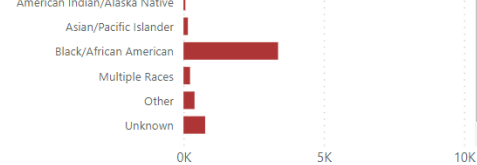
Deaths by Age Group



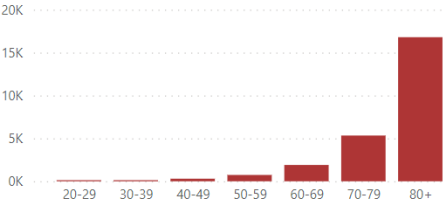
Deaths by Sex



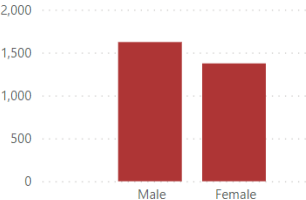
Deaths by Race



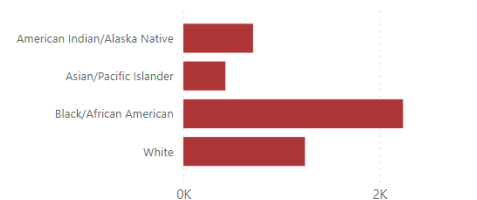
Deaths per Million by Age Group



Deaths per Million by Sex



Deaths per Million by Race



## Deaths by Demographic Characteristics

Data are suppressed when the number of deaths is five or below to protect the confidentiality of individuals. The sum of the deaths for individual categories may be fewer than the total number of deaths due to data suppression. Rates are not calculated for multiple races, other, and unknown race categories due to the unavailability of an appropriate denominator.

Cases

Deaths

Select case status:

- ☐ Confirmed  
☒ Probable

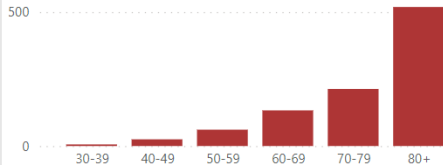
Select Preparedness Region:

All

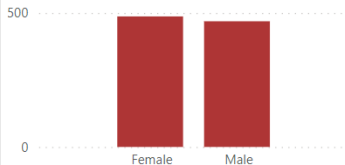
Select county:

All

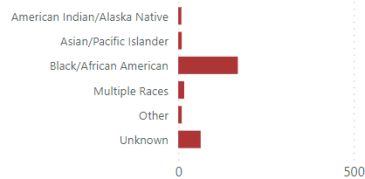
### Deaths by Age Group



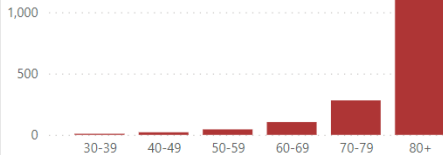
### Deaths by Sex



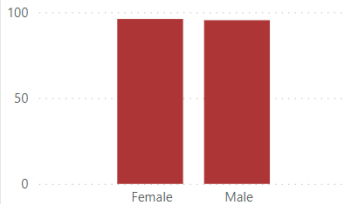
### Deaths by Race



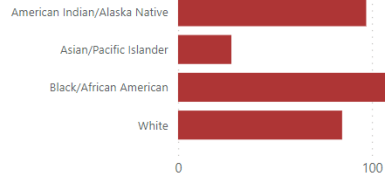
### Deaths per Million by Age Group



### Deaths per Million by Sex



### Deaths per Million by Race



View Table

View Charts

Select Preparedness Region:

All

Select County:

All

Diagnostic tests are used to find current infection and look for genes or proteins from the severe acute respiratory syndrome coronavirus 2 (SARS-CoV-2), the virus that causes COVID-19. These tests, which are performed as nasal swabs, include: Nucleic acid amplification test/real-time polymerase chain reaction (NAAT/RT-PCR) test and rapid virus antigen detection point of care (POC) tests.

Serology tests are used to look for the possibility of previous infection. Serology tests look for antibodies to SARS-CoV-2 in the blood. There are currently two types of serology tests: the enzyme-linked immunosorbent assay (ELISA) test and the rapid antibody detection POC test. Serology tests do not diagnose disease and do not guarantee immunity, but might provide information about previous infection.

## Total Covid-19 Laboratory Tests

Total testing includes both diagnostic tests which are used to determine if an individual currently has COVID-19 and serology testing which is used to determine if a person has antibodies to Covid-19.

Filter by Date:

3/10/2020

2/8/2021

### Total Laboratory Tests by Type and Date

Test Type ● Diagnostic ● Serology

100K

50K

0K

May 2020

Jul 2020

Sep 2020

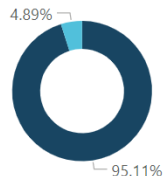
Nov 2020

Jan 2021

### Total Tests Completed to Date

Test Type	Count	Tests per Million Residents
Diagnostic	9,779,407	978,809
Serology	502,950	50,340
Total	10,282,357	1,029,149

### Percent of Tests Completed by Type



Test Type

● Diagnostic

● Serology

View Table

View Charts

Select Preparedness Region

All



Select County

All



Diagnostic tests are used to find current infection and look for genes or proteins from the severe acute respiratory syndrome coronavirus 2 (SARS-CoV-2), the virus that causes COVID-19. These tests, which are performed as nasal swabs, include: Nucleic acid amplification test/real-time polymerase chain reaction (NAAT/RT-PCR) test and rapid virus antigen detection point of care (POC) tests. Diagnostic tests do not include serology tests which look for antibodies to SARS-Cov-2 in the blood.

## Diagnostic Covid-19 Laboratory Tests

Diagnostic tests are used to determine if an individual is currently infected with Covid-19.

Filter by Date

3/10/2020

2/8/2021

### Total Laboratory Tests by Type and Date

Test Type ● Negative ● Positive

100K

50K

0K

May 2020

Jul 2020

Sep 2020

Nov 2020

Jan 2021

### Percent of Diagnostic Tests That Were Positive

60%

40%

20%

0%

May 2020

Jul 2020

Sep 2020

Nov 2020

Jan 2021

### Where does the data come from?

The State of Michigan COVID-19 Dashboard displays the most recent provisional data reported to the Michigan Department of Health and Humans Services (MDHHS) about cases in Michigan by selected demographics and county of residence (City of Detroit and Wayne County are reported separately). Data are reported to MDHHS via the [Michigan Disease Surveillance System \(MDSS\)](#). Provisional Death data are provided by the MDHHS Division for [Vital Records & Health Statistics](#).

### How does MDHHS classify confirmed and probable cases?

Confirmed cases only include individuals who have had a positive diagnostic laboratory test for COVID-19. Probable cases include individuals who have symptoms consistent with COVID-19 and an epidemiologic link to a confirmed case or a positive serology (antibody) test, but do not have a positive diagnostic laboratory test for COVID-19 and individuals with a positive serology (antibody) test for COVID-19 and an epidemiologic link to a confirmed case.

### How does MDHHS classify confirmed and probable deaths?

Confirmed deaths include individuals who meet one or more of the following conditions: 1) Have been identified as a confirmed case and classified as deceased as a result of a case investigation in the Michigan Disease Surveillance System (MDSS). MDSS is the database used by state and local health department to monitor reportable diseases like COVID-19; 2) have been identified as a confirmed case in MDSS had have a death certificate with COVID-19 listed as a cause of death; 3) have been identified as a confirmed case in MDSS and die within 30 days of onset of COVID-19 infection and have a death certificate which classifies their manner death as 'natural'. Probable deaths include individuals who have COVID indicated as a cause of death on their death certificate but have not had a positive diagnostic laboratory test.

### Why do the number of probable cases fluctuate?

The number of probable cases can change daily based on the investigation efforts of the health department. When a probable case is first reported, local and/or state health department staff investigate to determine if the person meets the case definition of probable. As additional information is gathered, the case could be re-classified to confirmed, remain as probable, or be determined as not a case.

### Why do data in the demographics tab not sum to the total number of cases for a county or region?

Data are not shown whenever the number of cases for a particular demographic category is fewer than six to protect the confidentiality of individuals. Rates are not calculated for other, multiple, and unknown race because an appropriate population denominator is not available for these categories at the county level.

### Where can I get more information about COVID-19?

Visit <https://www.michigan.gov/coronavirus> to find information on resources and assistance, answers to frequently asked questions, and the latest updates on Michigan's response to COVID-19. For COVID-19 updates from CDC visit <https://www.cdc.gov/coronavirus/2019-ncov>.

# PUBLIC USE DATASETS

## Cases and Deaths by County

### README

Includes total cases and deaths to date by case status (confirmed or probable) and county. County is based on the county of residence.

Confirmed cases only include individuals who have had a positive diagnostic laboratory test for COVID-19.

Probable cases include individuals who have symptoms consistent with COVID-19 and an epidemiologic link to a confirmed case or a positive serology (antibody) test, but do not have a positive diagnostic laboratory test for COVID-19 and individuals with a positive serology (antibody) test for COVID-19 and an epidemiologic link to a confirmed case.

Confirmed deaths include individuals who meet one or more of the following conditions: 1) Have been identified as a confirmed case and classified as deceased as a result of a case investigation in the Michigan Disease Surveillance System (MDSS). MDSS is the database used by state and local health department to monitor reportable diseases like COVID-19; 2) have been identified as a confirmed case in MDSS had have a death certificate with COVID-19 listed as a cause of death; 3) have been identified as a confirmed case in MDSS and die within 30 days of onset of COVID-19 infection and have a death certificate which classifies their manner death as 'natural'.

Probable deaths include individuals who have COVID indicated as a cause of death on their death certificate but have not had a positive diagnostic laboratory test.

The number of probable cases can change daily based on information obtained through the health department investigation. Probable cases can be re-classified as a confirmed case or determined to not be a case.



# **CASES AND DEATHS BY COUNTY 2021-02-09**

Updated	COUNTY	ConfirmedCases	ConfirmedDeaths	ProbableCases	ProbableDeaths
2021/02/09 13:37:35	Alcona	345	19	74	5
2021/02/09 13:37:35	Alger	275	1	156	2
2021/02/09 13:37:35	Allegan	6361	90	715	22
2021/02/09 13:37:35	Alpena	1217	45	222	1
2021/02/09 13:37:35	Antrim	730	15	151	4
2021/02/09 13:37:35	Arenac	653	24	77	0
2021/02/09 13:37:35	Baraga	495	31	98	0
2021/02/09 13:37:35	Barry	3299	39	317	2
2021/02/09 13:37:35	Bay	6917	263	294	12
2021/02/09 13:37:35	Benzie	759	30	121	1
2021/02/09 13:37:35	Berrien	10319	209	777	19
2021/02/09 13:37:35	Branch	3373	79	316	4
2021/02/09 13:37:35	Calhoun	8010	210	1162	15
2021/02/09 13:37:35	Cass	3470	54	372	4
2021/02/09 13:37:35	Charlevoix	813	12	201	0
2021/02/09 13:37:35	Cheboygan	723	35	151	0
2021/02/09 13:37:35	Chippewa	706	20	1010	4
2021/02/09 13:37:35	Clare	1365	68	204	1
2021/02/09 13:37:35	Clinton	4322	64	550	4
2021/02/09 13:37:35	Crawford	536	5	33	0
2021/02/09 13:37:35	Delta	2626	65	461	19
2021/02/09 13:37:35	Dickinson	2114	55	236	14
2021/02/09 13:37:35	Eaton	5467	136	516	8
2021/02/09 13:37:35	Emmet	1217	35	227	1
2021/02/09 13:37:35	Genesee	21110	686	3622	50
2021/02/09 13:37:35	Gladwin	1223	39	227	3
2021/02/09 13:37:35	Gogebic	878	18	330	27
2021/02/09 13:37:35	Grand Traverse	3629	56	405	8
2021/02/09 13:37:35	Gratiot	2422	93	302	4
2021/02/09 13:37:35	Hillsdale	2951	68	269	3
2021/02/09 13:37:35	Houghton	2017	32	500	7
2021/02/09 13:37:35	Huron	1574	52	470	3
2021/02/09 13:37:35	Ingham	14879	260	737	6
2021/02/09 13:37:35	Ionia	3968	63	76	2
2021/02/09 13:37:35	Iosco	1113	62	149	3
2021/02/09 13:37:35	Iron	860	39	62	9
2021/02/09 13:37:35	Isabella	3474	70	426	1
2021/02/09 13:37:35	Jackson	8908	198	290	6
2021/02/09 13:37:35	Kalamazoo	12791	278	1695	37
2021/02/09 13:37:35	Kalkaska	531	14	38	0
2021/02/09 13:37:35	Kent	47311	625	2847	55
2021/02/09 13:37:35	Keweenaw	104	1	26	1
2021/02/09 13:37:35	Lake	335	10	19	1
2021/02/09 13:37:35	Lapeer	4147	115	596	2
2021/02/09 13:37:35	Leelanau	718	14	116	0
2021/02/09 13:37:35	Lenawee	5669	103	246	4
2021/02/09 13:37:35	Livingston	8975	116	917	12

2021/02/09 13:37:35	Luce	132	0	80	1
2021/02/09 13:37:35	Mackinac	278	3	150	0
2021/02/09 13:37:35	Macomb	53659	1806	3305	102
2021/02/09 13:37:35	Manistee	735	16	47	3
2021/02/09 13:37:35	Marquette	3422	53	492	1
2021/02/09 13:37:35	Mason	1119	26	91	0
2021/02/09 13:37:35	Mecosta	1832	19	96	0
2021/02/09 13:37:35	Menominee	1601	34	256	2
2021/02/09 13:37:35	Midland	4281	58	577	3
2021/02/09 13:37:35	Missaukee	575	9	137	8
2021/02/09 13:37:35	Monroe	8372	175	1033	12
2021/02/09 13:37:35	Montcalm	3165	82	222	2
2021/02/09 13:37:35	Montmorency	298	16	53	1
2021/02/09 13:37:35	Muskegon	10196	296	204	7
2021/02/09 13:37:35	Newaygo	2557	45	135	1
2021/02/09 13:37:35	Oakland	62712	1825	9534	108
2021/02/09 13:37:35	Oceana	1755	47	78	2
2021/02/09 13:37:35	Ogemaw	933	31	160	1
2021/02/09 13:37:35	Ontonagon	349	18	49	1
2021/02/09 13:37:35	Osceola	883	22	135	0
2021/02/09 13:37:35	Oscoda	315	17	73	1
2021/02/09 13:37:35	Otsego	956	21	156	4
2021/02/09 13:37:35	Ottawa	20441	306	1193	34
2021/02/09 13:37:35	Presque Isle	563	25	75	1
2021/02/09 13:37:35	Roscommon	981	31	131	0
2021/02/09 13:37:35	Saginaw	13750	468	691	11
2021/02/09 13:37:35	Sanilac	1747	69	173	4
2021/02/09 13:37:35	Schoolcraft	229	4	28	1
2021/02/09 13:37:35	Shiawassee	3461	73	189	1
2021/02/09 13:37:35	St Clair	7168	231	1215	12
2021/02/09 13:37:35	St Joseph	4046	76	471	4
2021/02/09 13:37:35	Tuscola	2735	121	333	10
2021/02/09 13:37:35	Van Buren	4580	84	259	11
2021/02/09 13:37:35	Washtenaw	16058	227	1468	6
2021/02/09 13:37:35	Wayne	62686	2015	4464	89
2021/02/09 13:37:35	Wexford	1268	19	85	1
2021/02/09 13:37:35	MDOC	23374	143	748	3
2021/02/09 13:37:35	FCI	309	5	5	0
2021/02/09 13:37:35	Out-of-State	1548	11	66	1
2021/02/09 13:37:35	Unknown			18	0
2021/02/09 13:37:35	Detroit City	29212	1822	2270	125

# PUBLIC USE DATASETS

## Cases by Demographics Statewide

### README

Includes the total number of confirmed and probable cases and confirmed and probable deaths to date by demographic characteristics

Confirmed cases only include individuals who have had a positive diagnostic laboratory test for COVID-19.

Probable cases include individuals who have symptoms consistent with COVID-19 and an epidemiologic link to a confirmed case or a positive serology (antibody) test, but do not have a positive diagnostic laboratory test for COVID-19 and individuals with a positive serology (antibody) test for COVID-19 and an epidemiologic link to a confirmed case.

Confirmed deaths include individuals who meet one or more of the following conditions: 1) Have been identified as a confirmed case and classified as deceased as a result of a case investigation in the Michigan Disease Surveillance System (MDSS). MDSS is the database used by state and local health department to monitor reportable diseases like COVID-19; 2) have been identified as a confirmed case in MDSS had have a death certificate with COVID-19 listed as a cause of death; 3) have been identified as a confirmed case in MDSS and die within 30 days of onset of COVID-19 infection and have a death certificate which classifies their manner death as 'natural'.

Probable deaths include individuals who have COVID indicated as a cause of death on their death certificate but have not had a positive diagnostic laboratory test. The number of probable cases can change daily based on information obtained through the health department investigation. Probable cases can be re-classified as a confirmed case or determined to not be a case.

Data is suppressed when the number of cases or deaths in a single category is between one and five to protect the confidentiality of individuals.

# **CASES BY DEMOGRAPHICS STATEWIDE 2021-02-09**

CASE_STATUS	AgeCat	RaceCat	SEX	Cases	Deaths
Confirmed	0-9	American Indian/Alaska Native	Female	70	0
Confirmed	10-19	American Indian/Alaska Native	Female	186	0
Confirmed	20-29	American Indian/Alaska Native	Female	312	0
Confirmed	30-39	American Indian/Alaska Native	Female	245	Suppressed
Confirmed	40-49	American Indian/Alaska Native	Female	224	0
Confirmed	50-59	American Indian/Alaska Native	Female	232	Suppressed
Confirmed	60-69	American Indian/Alaska Native	Female	150	6
Confirmed	70-79	American Indian/Alaska Native	Female	90	10
Confirmed	80+	American Indian/Alaska Native	Female	32	7
Confirmed	Unknown	American Indian/Alaska Native	Female	Suppressed	0
Confirmed	0-9	Asian/Pacific Islander	Female	140	0
Confirmed	10-19	Asian/Pacific Islander	Female	464	0
Confirmed	20-29	Asian/Pacific Islander	Female	984	0
Confirmed	30-39	Asian/Pacific Islander	Female	833	Suppressed
Confirmed	40-49	Asian/Pacific Islander	Female	768	0
Confirmed	50-59	Asian/Pacific Islander	Female	664	Suppressed
Confirmed	60-69	Asian/Pacific Islander	Female	373	10
Confirmed	70-79	Asian/Pacific Islander	Female	186	17
Confirmed	80+	Asian/Pacific Islander	Female	125	35
Confirmed	Unknown	Asian/Pacific Islander	Female	0	0
Confirmed	0-9	Black/African American	Female	832	Suppressed
Confirmed	10-19	Black/African American	Female	2197	Suppressed
Confirmed	20-29	Black/African American	Female	5990	11
Confirmed	30-39	Black/African American	Female	5428	15
Confirmed	40-49	Black/African American	Female	4802	63
Confirmed	50-59	Black/African American	Female	4442	145
Confirmed	60-69	Black/African American	Female	3832	317
Confirmed	70-79	Black/African American	Female	2306	426
Confirmed	80+	Black/African American	Female	1630	584
Confirmed	Unknown	Black/African American	Female	15	0
Confirmed	0-9	Multiple Races	Female	456	0
Confirmed	10-19	Multiple Races	Female	1468	Suppressed
Confirmed	20-29	Multiple Races	Female	2387	0
Confirmed	30-39	Multiple Races	Female	1720	0
Confirmed	40-49	Multiple Races	Female	1816	Suppressed
Confirmed	50-59	Multiple Races	Female	1872	10
Confirmed	60-69	Multiple Races	Female	1381	11
Confirmed	70-79	Multiple Races	Female	765	27
Confirmed	80+	Multiple Races	Female	508	60
Confirmed	Unknown	Multiple Races	Female	9	0
Confirmed	0-9	Other	Female	697	0
Confirmed	10-19	Other	Female	1939	0
Confirmed	20-29	Other	Female	3516	0
Confirmed	30-39	Other	Female	2715	Suppressed
Confirmed	40-49	Other	Female	2531	Suppressed
Confirmed	50-59	Other	Female	1981	13
Confirmed	60-69	Other	Female	1223	29

Confirmed	70-79	Other	Female	642	43
Confirmed	80+	Other	Female	441	74
Confirmed	Unknown	Other	Female	8	0
Confirmed	0-9	Unknown	Female	1151	0
Confirmed	10-19	Unknown	Female	4599	0
Confirmed	20-29	Unknown	Female	10752	Suppressed
Confirmed	30-39	Unknown	Female	8430	Suppressed
Confirmed	40-49	Unknown	Female	8678	7
Confirmed	50-59	Unknown	Female	9274	16
Confirmed	60-69	Unknown	Female	5636	45
Confirmed	70-79	Unknown	Female	2616	84
Confirmed	80+	Unknown	Female	2214	232
Confirmed	Unknown	Unknown	Female	98	0
Confirmed	0-9	White	Female	4313	0
Confirmed	10-19	White	Female	17061	0
Confirmed	20-29	White	Female	31627	11
Confirmed	30-39	White	Female	23450	16
Confirmed	40-49	White	Female	23108	52
Confirmed	50-59	White	Female	25652	174
Confirmed	60-69	White	Female	20695	519
Confirmed	70-79	White	Female	13365	1026
Confirmed	80+	White	Female	12167	2843
Confirmed	Unknown	White	Female	78	0
Confirmed	0-9	American Indian/Alaska Native	Male	58	0
Confirmed	10-19	American Indian/Alaska Native	Male	155	0
Confirmed	20-29	American Indian/Alaska Native	Male	246	0
Confirmed	30-39	American Indian/Alaska Native	Male	216	0
Confirmed	40-49	American Indian/Alaska Native	Male	220	0
Confirmed	50-59	American Indian/Alaska Native	Male	189	Suppressed
Confirmed	60-69	American Indian/Alaska Native	Male	152	18
Confirmed	70-79	American Indian/Alaska Native	Male	79	13
Confirmed	80+	American Indian/Alaska Native	Male	26	Suppressed
Confirmed	Unknown	American Indian/Alaska Native	Male	0	0
Confirmed	0-9	Asian/Pacific Islander	Male	189	0
Confirmed	10-19	Asian/Pacific Islander	Male	449	0
Confirmed	20-29	Asian/Pacific Islander	Male	1066	0
Confirmed	30-39	Asian/Pacific Islander	Male	808	0
Confirmed	40-49	Asian/Pacific Islander	Male	652	Suppressed
Confirmed	50-59	Asian/Pacific Islander	Male	621	Suppressed
Confirmed	60-69	Asian/Pacific Islander	Male	374	22
Confirmed	70-79	Asian/Pacific Islander	Male	173	33
Confirmed	80+	Asian/Pacific Islander	Male	87	24
Confirmed	Unknown	Asian/Pacific Islander	Male	0	0
Confirmed	0-9	Black/African American	Male	890	0
Confirmed	10-19	Black/African American	Male	2035	Suppressed
Confirmed	20-29	Black/African American	Male	6534	15
Confirmed	30-39	Black/African American	Male	6415	32
Confirmed	40-49	Black/African American	Male	5797	93
Confirmed	50-59	Black/African American	Male	5526	251
Confirmed	60-69	Black/African American	Male	4211	455

Confirmed	70-79	Black/African American	Male	2243	547
Confirmed	80+	Black/African American	Male	973	410
Confirmed	Unknown	Black/African American	Male	7	0
Confirmed	0-9	Multiple Races	Male	487	Suppressed
Confirmed	10-19	Multiple Races	Male	1444	0
Confirmed	20-29	Multiple Races	Male	1968	0
Confirmed	30-39	Multiple Races	Male	1414	Suppressed
Confirmed	40-49	Multiple Races	Male	1406	Suppressed
Confirmed	50-59	Multiple Races	Male	1488	7
Confirmed	60-69	Multiple Races	Male	1295	30
Confirmed	70-79	Multiple Races	Male	710	33
Confirmed	80+	Multiple Races	Male	300	44
Confirmed	Unknown	Multiple Races	Male	Suppressed	0
Confirmed	0-9	Other	Male	759	0
Confirmed	10-19	Other	Male	1975	0
Confirmed	20-29	Other	Male	3672	Suppressed
Confirmed	30-39	Other	Male	2943	Suppressed
Confirmed	40-49	Other	Male	2730	14
Confirmed	50-59	Other	Male	2276	27
Confirmed	60-69	Other	Male	1322	67
Confirmed	70-79	Other	Male	599	57
Confirmed	80+	Other	Male	267	56
Confirmed	Unknown	Other	Male	Suppressed	0
Confirmed	0-9	Unknown	Male	1191	0
Confirmed	10-19	Unknown	Male	4366	0
Confirmed	20-29	Unknown	Male	10931	0
Confirmed	30-39	Unknown	Male	8913	7
Confirmed	40-49	Unknown	Male	8079	18
Confirmed	50-59	Unknown	Male	8934	24
Confirmed	60-69	Unknown	Male	5477	72
Confirmed	70-79	Unknown	Male	2323	119
Confirmed	80+	Unknown	Male	1184	142
Confirmed	Unknown	Unknown	Male	105	0
Confirmed	0-9	White	Male	4704	0
Confirmed	10-19	White	Male	15415	Suppressed
Confirmed	20-29	White	Male	26921	18
Confirmed	30-39	White	Male	21718	31
Confirmed	40-49	White	Male	21284	94
Confirmed	50-59	White	Male	24682	321
Confirmed	60-69	White	Male	21023	817
Confirmed	70-79	White	Male	13419	1599
Confirmed	80+	White	Male	8011	2446
Confirmed	Unknown	White	Male	66	0
Confirmed	0-9	American Indian/Alaska Native	Unknown	0	0
Confirmed	10-19	American Indian/Alaska Native	Unknown	Suppressed	0
Confirmed	20-29	American Indian/Alaska Native	Unknown	Suppressed	0
Confirmed	30-39	American Indian/Alaska Native	Unknown	Suppressed	0
Confirmed	40-49	American Indian/Alaska Native	Unknown	0	0
Confirmed	50-59	American Indian/Alaska Native	Unknown	Suppressed	0
Confirmed	60-69	American Indian/Alaska Native	Unknown	Suppressed	0

Confirmed	70-79	American Indian/Alaska Native	Unknown	Suppressed	0
Confirmed	80+	American Indian/Alaska Native	Unknown	0	0
Confirmed	Unknown	American Indian/Alaska Native	Unknown	0	0
Confirmed	0-9	Asian/Pacific Islander	Unknown	0	0
Confirmed	10-19	Asian/Pacific Islander	Unknown	7	0
Confirmed	20-29	Asian/Pacific Islander	Unknown	8	0
Confirmed	30-39	Asian/Pacific Islander	Unknown	Suppressed	0
Confirmed	40-49	Asian/Pacific Islander	Unknown	Suppressed	0
Confirmed	50-59	Asian/Pacific Islander	Unknown	Suppressed	0
Confirmed	60-69	Asian/Pacific Islander	Unknown	0	0
Confirmed	70-79	Asian/Pacific Islander	Unknown	0	0
Confirmed	80+	Asian/Pacific Islander	Unknown	0	0
Confirmed	Unknown	Asian/Pacific Islander	Unknown	0	0
Confirmed	0-9	Black/African American	Unknown	Suppressed	0
Confirmed	10-19	Black/African American	Unknown	12	0
Confirmed	20-29	Black/African American	Unknown	106	0
Confirmed	30-39	Black/African American	Unknown	92	0
Confirmed	40-49	Black/African American	Unknown	97	0
Confirmed	50-59	Black/African American	Unknown	84	0
Confirmed	60-69	Black/African American	Unknown	40	Suppressed
Confirmed	70-79	Black/African American	Unknown	13	Suppressed
Confirmed	80+	Black/African American	Unknown	Suppressed	0
Confirmed	Unknown	Black/African American	Unknown	0	0
Confirmed	0-9	Multiple Races	Unknown	6	0
Confirmed	10-19	Multiple Races	Unknown	10	0
Confirmed	20-29	Multiple Races	Unknown	14	0
Confirmed	30-39	Multiple Races	Unknown	12	0
Confirmed	40-49	Multiple Races	Unknown	14	0
Confirmed	50-59	Multiple Races	Unknown	8	0
Confirmed	60-69	Multiple Races	Unknown	14	0
Confirmed	70-79	Multiple Races	Unknown	6	0
Confirmed	80+	Multiple Races	Unknown	Suppressed	0
Confirmed	Unknown	Multiple Races	Unknown	Suppressed	0
Confirmed	0-9	Other	Unknown	7	0
Confirmed	10-19	Other	Unknown	9	0
Confirmed	20-29	Other	Unknown	18	0
Confirmed	30-39	Other	Unknown	18	0
Confirmed	40-49	Other	Unknown	24	0
Confirmed	50-59	Other	Unknown	13	0
Confirmed	60-69	Other	Unknown	10	0
Confirmed	70-79	Other	Unknown	Suppressed	0
Confirmed	80+	Other	Unknown	7	0
Confirmed	Unknown	Other	Unknown	Suppressed	0
Confirmed	0-9	Unknown	Unknown	46	0
Confirmed	10-19	Unknown	Unknown	149	0
Confirmed	20-29	Unknown	Unknown	344	0
Confirmed	30-39	Unknown	Unknown	228	0
Confirmed	40-49	Unknown	Unknown	283	0
Confirmed	50-59	Unknown	Unknown	238	0
Confirmed	60-69	Unknown	Unknown	133	Suppressed

Confirmed	70-79	Unknown	Unknown	67	Suppressed
Confirmed	80+	Unknown	Unknown	54	Suppressed
Confirmed	Unknown	Unknown	Unknown	42	0
Confirmed	0-9	White	Unknown	14	0
Confirmed	10-19	White	Unknown	88	0
Confirmed	20-29	White	Unknown	173	0
Confirmed	30-39	White	Unknown	168	0
Confirmed	40-49	White	Unknown	146	0
Confirmed	50-59	White	Unknown	142	0
Confirmed	60-69	White	Unknown	114	0
Confirmed	70-79	White	Unknown	51	Suppressed
Confirmed	80+	White	Unknown	20	Suppressed
Confirmed	Unknown	White	Unknown	Suppressed	0
Probable	0-9	American Indian/Alaska Native	Female	29	0
Probable	10-19	American Indian/Alaska Native	Female	35	0
Probable	20-29	American Indian/Alaska Native	Female	51	0
Probable	30-39	American Indian/Alaska Native	Female	34	0
Probable	40-49	American Indian/Alaska Native	Female	35	0
Probable	50-59	American Indian/Alaska Native	Female	25	0
Probable	60-69	American Indian/Alaska Native	Female	21	0
Probable	70-79	American Indian/Alaska Native	Female	7	0
Probable	80+	American Indian/Alaska Native	Female	Suppressed	Suppressed
Probable	Unknown	American Indian/Alaska Native	Female	Suppressed	0
Probable	0-9	Asian/Pacific Islander	Female	22	0
Probable	10-19	Asian/Pacific Islander	Female	37	0
Probable	20-29	Asian/Pacific Islander	Female	85	0
Probable	30-39	Asian/Pacific Islander	Female	68	0
Probable	40-49	Asian/Pacific Islander	Female	52	0
Probable	50-59	Asian/Pacific Islander	Female	50	0
Probable	60-69	Asian/Pacific Islander	Female	29	Suppressed
Probable	70-79	Asian/Pacific Islander	Female	12	Suppressed
Probable	80+	Asian/Pacific Islander	Female	Suppressed	0
Probable	Unknown	Asian/Pacific Islander	Female	Suppressed	0
Probable	0-9	Black/African American	Female	89	0
Probable	10-19	Black/African American	Female	159	0
Probable	20-29	Black/African American	Female	394	0
Probable	30-39	Black/African American	Female	371	0
Probable	40-49	Black/African American	Female	314	Suppressed
Probable	50-59	Black/African American	Female	302	11
Probable	60-69	Black/African American	Female	224	15
Probable	70-79	Black/African American	Female	92	15
Probable	80+	Black/African American	Female	67	33
Probable	Unknown	Black/African American	Female	22	0
Probable	0-9	Multiple Races	Female	77	0
Probable	10-19	Multiple Races	Female	143	0
Probable	20-29	Multiple Races	Female	171	0
Probable	30-39	Multiple Races	Female	110	0
Probable	40-49	Multiple Races	Female	118	0
Probable	50-59	Multiple Races	Female	113	0
Probable	60-69	Multiple Races	Female	81	Suppressed



Probable	70-79	Multiple Races	Female	39	0
Probable	80+	Multiple Races	Female	27	7
Probable	Unknown	Multiple Races	Female	36	0
Probable	0-9	Other	Female	58	0
Probable	10-19	Other	Female	122	0
Probable	20-29	Other	Female	176	0
Probable	30-39	Other	Female	135	0
Probable	40-49	Other	Female	129	0
Probable	50-59	Other	Female	83	Suppressed
Probable	60-69	Other	Female	52	Suppressed
Probable	70-79	Other	Female	23	0
Probable	80+	Other	Female	8	Suppressed
Probable	Unknown	Other	Female	14	0
Probable	0-9	Unknown	Female	250	0
Probable	10-19	Unknown	Female	773	0
Probable	20-29	Unknown	Female	1514	0
Probable	30-39	Unknown	Female	1034	0
Probable	40-49	Unknown	Female	1152	0
Probable	50-59	Unknown	Female	1137	Suppressed
Probable	60-69	Unknown	Female	784	Suppressed
Probable	70-79	Unknown	Female	325	Suppressed
Probable	80+	Unknown	Female	229	21
Probable	Unknown	Unknown	Female	1040	0
Probable	0-9	White	Female	798	0
Probable	10-19	White	Female	1884	Suppressed
Probable	20-29	White	Female	2479	0
Probable	30-39	White	Female	1932	Suppressed
Probable	40-49	White	Female	1927	Suppressed
Probable	50-59	White	Female	2004	15
Probable	60-69	White	Female	1399	31
Probable	70-79	White	Female	812	69
Probable	80+	White	Female	1075	242
Probable	Unknown	White	Female	283	0
Probable	0-9	American Indian/Alaska Native	Male	17	0
Probable	10-19	American Indian/Alaska Native	Male	37	0
Probable	20-29	American Indian/Alaska Native	Male	39	0
Probable	30-39	American Indian/Alaska Native	Male	37	0
Probable	40-49	American Indian/Alaska Native	Male	31	0
Probable	50-59	American Indian/Alaska Native	Male	26	0
Probable	60-69	American Indian/Alaska Native	Male	17	Suppressed
Probable	70-79	American Indian/Alaska Native	Male	7	Suppressed
Probable	80+	American Indian/Alaska Native	Male	Suppressed	Suppressed
Probable	Unknown	American Indian/Alaska Native	Male	Suppressed	0
Probable	0-9	Asian/Pacific Islander	Male	26	0
Probable	10-19	Asian/Pacific Islander	Male	39	0
Probable	20-29	Asian/Pacific Islander	Male	77	0
Probable	30-39	Asian/Pacific Islander	Male	67	Suppressed
Probable	40-49	Asian/Pacific Islander	Male	52	0
Probable	50-59	Asian/Pacific Islander	Male	38	Suppressed
Probable	60-69	Asian/Pacific Islander	Male	16	Suppressed

Probable	70-79	Asian/Pacific Islander	Male	7	Suppressed
Probable	80+	Asian/Pacific Islander	Male	Suppressed	Suppressed
Probable	Unknown	Asian/Pacific Islander	Male	Suppressed	0
Probable	0-9	Black/African American	Male	72	0
Probable	10-19	Black/African American	Male	154	Suppressed
Probable	20-29	Black/African American	Male	354	0
Probable	30-39	Black/African American	Male	338	0
Probable	40-49	Black/African American	Male	272	8
Probable	50-59	Black/African American	Male	286	11
Probable	60-69	Black/African American	Male	198	24
Probable	70-79	Black/African American	Male	80	30
Probable	80+	Black/African American	Male	34	19
Probable	Unknown	Black/African American	Male	14	0
Probable	0-9	Multiple Races	Male	64	0
Probable	10-19	Multiple Races	Male	145	0
Probable	20-29	Multiple Races	Male	137	0
Probable	30-39	Multiple Races	Male	90	0
Probable	40-49	Multiple Races	Male	103	Suppressed
Probable	50-59	Multiple Races	Male	91	0
Probable	60-69	Multiple Races	Male	71	0
Probable	70-79	Multiple Races	Male	34	Suppressed
Probable	80+	Multiple Races	Male	15	6
Probable	Unknown	Multiple Races	Male	43	0
Probable	0-9	Other	Male	52	0
Probable	10-19	Other	Male	131	0
Probable	20-29	Other	Male	167	0
Probable	30-39	Other	Male	145	0
Probable	40-49	Other	Male	134	0
Probable	50-59	Other	Male	87	Suppressed
Probable	60-69	Other	Male	51	Suppressed
Probable	70-79	Other	Male	21	Suppressed
Probable	80+	Other	Male	7	Suppressed
Probable	Unknown	Other	Male	14	0
Probable	0-9	Unknown	Male	276	0
Probable	10-19	Unknown	Male	777	0
Probable	20-29	Unknown	Male	1340	0
Probable	30-39	Unknown	Male	1017	Suppressed
Probable	40-49	Unknown	Male	898	Suppressed
Probable	50-59	Unknown	Male	972	Suppressed
Probable	60-69	Unknown	Male	620	Suppressed
Probable	70-79	Unknown	Male	258	8
Probable	80+	Unknown	Male	139	17
Probable	Unknown	Unknown	Male	874	0
Probable	0-9	White	Male	803	0
Probable	10-19	White	Male	1602	0
Probable	20-29	White	Male	2042	Suppressed
Probable	30-39	White	Male	1593	Suppressed
Probable	40-49	White	Male	1550	6
Probable	50-59	White	Male	1688	17
Probable	60-69	White	Male	1207	45

Probable	70-79	White	Male	699	79
Probable	80+	White	Male	565	164
Probable	Unknown	White	Male	252	0
Probable	0-9	American Indian/Alaska Native	Unknown	0	0
Probable	10-19	American Indian/Alaska Native	Unknown	0	0
Probable	20-29	American Indian/Alaska Native	Unknown	Suppressed	0
Probable	30-39	American Indian/Alaska Native	Unknown	0	0
Probable	40-49	American Indian/Alaska Native	Unknown	Suppressed	0
Probable	50-59	American Indian/Alaska Native	Unknown	0	0
Probable	60-69	American Indian/Alaska Native	Unknown	0	0
Probable	70-79	American Indian/Alaska Native	Unknown	0	0
Probable	80+	American Indian/Alaska Native	Unknown	0	0
Probable	Unknown	American Indian/Alaska Native	Unknown	Suppressed	0
Probable	0-9	Asian/Pacific Islander	Unknown	0	0
Probable	10-19	Asian/Pacific Islander	Unknown	0	0
Probable	20-29	Asian/Pacific Islander	Unknown	Suppressed	0
Probable	30-39	Asian/Pacific Islander	Unknown	Suppressed	0
Probable	40-49	Asian/Pacific Islander	Unknown	Suppressed	0
Probable	50-59	Asian/Pacific Islander	Unknown	Suppressed	0
Probable	60-69	Asian/Pacific Islander	Unknown	0	0
Probable	70-79	Asian/Pacific Islander	Unknown	0	0
Probable	80+	Asian/Pacific Islander	Unknown	0	0
Probable	Unknown	Asian/Pacific Islander	Unknown	Suppressed	0
Probable	0-9	Black/African American	Unknown	Suppressed	0
Probable	10-19	Black/African American	Unknown	Suppressed	0
Probable	20-29	Black/African American	Unknown	7	0
Probable	30-39	Black/African American	Unknown	Suppressed	0
Probable	40-49	Black/African American	Unknown	Suppressed	0
Probable	50-59	Black/African American	Unknown	Suppressed	0
Probable	60-69	Black/African American	Unknown	Suppressed	0
Probable	70-79	Black/African American	Unknown	Suppressed	0
Probable	80+	Black/African American	Unknown	0	0
Probable	Unknown	Black/African American	Unknown	6	0
Probable	0-9	Multiple Races	Unknown	Suppressed	0
Probable	10-19	Multiple Races	Unknown	Suppressed	0
Probable	20-29	Multiple Races	Unknown	9	0
Probable	30-39	Multiple Races	Unknown	10	0
Probable	40-49	Multiple Races	Unknown	Suppressed	0
Probable	50-59	Multiple Races	Unknown	Suppressed	0
Probable	60-69	Multiple Races	Unknown	Suppressed	0
Probable	70-79	Multiple Races	Unknown	0	0
Probable	80+	Multiple Races	Unknown	0	0
Probable	Unknown	Multiple Races	Unknown	10	0
Probable	0-9	Other	Unknown	Suppressed	0
Probable	10-19	Other	Unknown	Suppressed	0
Probable	20-29	Other	Unknown	Suppressed	0
Probable	30-39	Other	Unknown	Suppressed	0
Probable	40-49	Other	Unknown	Suppressed	0
Probable	50-59	Other	Unknown	Suppressed	0
Probable	60-69	Other	Unknown	Suppressed	0

Probable	70-79	Other	Unknown	0	0
Probable	80+	Other	Unknown	0	0
Probable	Unknown	Other	Unknown	0	0
Probable	0-9	Unknown	Unknown	58	0
Probable	10-19	Unknown	Unknown	149	0
Probable	20-29	Unknown	Unknown	342	0
Probable	30-39	Unknown	Unknown	263	0
Probable	40-49	Unknown	Unknown	288	Suppressed
Probable	50-59	Unknown	Unknown	256	0
Probable	60-69	Unknown	Unknown	169	0
Probable	70-79	Unknown	Unknown	73	Suppressed
Probable	80+	Unknown	Unknown	29	Suppressed
Probable	Unknown	Unknown	Unknown	1490	0
Probable	0-9	White	Unknown	20	0
Probable	10-19	White	Unknown	36	0
Probable	20-29	White	Unknown	33	0
Probable	30-39	White	Unknown	24	0
Probable	40-49	White	Unknown	27	0
Probable	50-59	White	Unknown	25	0
Probable	60-69	White	Unknown	11	Suppressed
Probable	70-79	White	Unknown	12	0
Probable	80+	White	Unknown	Suppressed	0
Probable	Unknown	White	Unknown	33	0

# PUBLIC USE DATASETS

## COVID-19 Tests by County

### README

Data includes tests by type (diagnostic, serology or total combined) by county.

Diagnostic tests are used to find current infection and look for genes or proteins from the severe acute respiratory syndrome coronavirus 2 (SARS-CoV-2), the virus that causes COVID-19. These tests, which are performed as nasal swabs, include: Nucleic acid amplification test/real-time polymerase chain reaction (NAAT/RT-PCR) test and rapid virus antigen detection point of care (POC) tests.

Serology tests are used to look for the possibility of previous infection. Serology tests look for antibodies to SARS-CoV-2 in the blood. There are currently two types of serology tests: the enzyme-linked immunosorbent assay (ELISA) test and the rapid antibody detection POC test. Serology tests do not diagnose disease and do not guarantee immunity, but might provide information about previous infection.

Correctional includes state and federal prisons and county and city detection facilities.

Testing data represents total tests performed, not individuals tested. A single individual may have more than one test completed.

## COVID-19 TESTS BY COUNTY 2021-02-09

Updated	COUNTY	TestType	Count	RatePerMillion
2021/02/09 13:38:12	Alcona	Diagnostic	5169	496780
2021/02/09 13:38:12	Alcona	Serology	151	14512
2021/02/09 13:38:12	Alcona	Total	5320	511293
2021/02/09 13:38:12	Alger	Diagnostic	6116	671498
2021/02/09 13:38:12	Alger	Serology	333	36561
2021/02/09 13:38:12	Alger	Total	6449	708059
2021/02/09 13:38:12	Allegan	Serology	2440	20664
2021/02/09 13:38:12	Allegan	Diagnostic	91580	775569
2021/02/09 13:38:12	Allegan	Total	94020	796233
2021/02/09 13:38:12	Alpena	Diagnostic	14392	506671
2021/02/09 13:38:12	Alpena	Serology	588	20701
2021/02/09 13:38:12	Alpena	Total	14980	527372
2021/02/09 13:38:12	Antrim	Diagnostic	16876	723547
2021/02/09 13:38:12	Antrim	Serology	607	26025
2021/02/09 13:38:12	Antrim	Total	17483	749571
2021/02/09 13:38:12	Arenac	Diagnostic	11481	771417
2021/02/09 13:38:12	Arenac	Serology	396	26608
2021/02/09 13:38:12	Arenac	Total	11877	798025
2021/02/09 13:38:12	Baraga	Diagnostic	7035	856986
2021/02/09 13:38:12	Baraga	Serology	56	6822
2021/02/09 13:38:12	Baraga	Total	7091	863808
2021/02/09 13:38:12	Barry	Diagnostic	44326	720162
2021/02/09 13:38:12	Barry	Serology	1616	26255
2021/02/09 13:38:12	Barry	Total	45942	746418
2021/02/09 13:38:12	Bay	Serology	5716	55427
2021/02/09 13:38:12	Bay	Diagnostic	97948	949790
2021/02/09 13:38:12	Bay	Total	103664	1005217
2021/02/09 13:38:12	Benzie	Diagnostic	10213	574862
2021/02/09 13:38:12	Benzie	Serology	598	33660
2021/02/09 13:38:12	Benzie	Total	10811	608522
2021/02/09 13:38:12	Berrien	Diagnostic	186291	1214405
2021/02/09 13:38:12	Berrien	Serology	4922	32086
2021/02/09 13:38:12	Berrien	Total	191213	1246491
2021/02/09 13:38:12	Branch	Serology	408	9376
2021/02/09 13:38:12	Branch	Diagnostic	31422	722063
2021/02/09 13:38:12	Branch	Total	31830	731438
2021/02/09 13:38:12	Calhoun	Serology	1582	11792
2021/02/09 13:38:12	Calhoun	Diagnostic	152998	1140423
2021/02/09 13:38:12	Calhoun	Total	154580	1152215
2021/02/09 13:38:12	Cass	Diagnostic	31262	603665
2021/02/09 13:38:12	Cass	Serology	576	11122
2021/02/09 13:38:12	Cass	Total	31838	614787
2021/02/09 13:38:12	Charlevoix	Diagnostic	18182	695483
2021/02/09 13:38:12	Charlevoix	Serology	928	35497
2021/02/09 13:38:12	Charlevoix	Total	19110	730980
2021/02/09 13:38:12	Cheboygan	Diagnostic	11454	453157
2021/02/09 13:38:12	Cheboygan	Serology	508	20098

2021/02/09 13:38:12	Cheboygan	Total	11962	473255
2021/02/09 13:38:12	Chippewa	Diagnostic	17959	480843
2021/02/09 13:38:12	Chippewa	Serology	251	6720
2021/02/09 13:38:12	Chippewa	Total	18210	487563
2021/02/09 13:38:12	Clare	Diagnostic	16048	518514
2021/02/09 13:38:12	Clare	Serology	828	26753
2021/02/09 13:38:12	Clare	Total	16876	545267
2021/02/09 13:38:12	Clinton	Diagnostic	46052	578579
2021/02/09 13:38:12	Clinton	Serology	3684	46284
2021/02/09 13:38:12	Clinton	Total	49736	624863
2021/02/09 13:38:12	Correctional	Diagnostic	542687	
2021/02/09 13:38:12	Correctional	Serology	20421	
2021/02/09 13:38:12	Correctional	Total	563108	
2021/02/09 13:38:12	Crawford	Diagnostic	7936	565685
2021/02/09 13:38:12	Crawford	Serology	277	19745
2021/02/09 13:38:12	Crawford	Total	8213	585430
2021/02/09 13:38:12	Delta	Diagnostic	32729	914627
2021/02/09 13:38:12	Delta	Serology	733	20484
2021/02/09 13:38:12	Delta	Total	33462	935111
2021/02/09 13:38:12	Detroit City	Diagnostic	597321	919233
2021/02/09 13:38:12	Detroit City	Serology	23256	35789
2021/02/09 13:38:12	Detroit City	Total	620577	955022
2021/02/09 13:38:12	Dickinson	Diagnostic	14914	590911
2021/02/09 13:38:12	Dickinson	Serology	147	5824
2021/02/09 13:38:12	Dickinson	Total	15061	596735
2021/02/09 13:38:12	Eaton	Serology	5498	49860
2021/02/09 13:38:12	Eaton	Diagnostic	96203	872447
2021/02/09 13:38:12	Eaton	Total	101701	922307
2021/02/09 13:38:12	Emmet	Diagnostic	23309	697561
2021/02/09 13:38:12	Emmet	Serology	1418	42436
2021/02/09 13:38:12	Emmet	Total	24727	739997
2021/02/09 13:38:12	Genesee	Serology	17593	43352
2021/02/09 13:38:12	Genesee	Diagnostic	295103	727190
2021/02/09 13:38:12	Genesee	Total	312696	770542
2021/02/09 13:38:12	Gladwin	Diagnostic	14186	557429
2021/02/09 13:38:12	Gladwin	Serology	897	35247
2021/02/09 13:38:12	Gladwin	Total	15083	592676
2021/02/09 13:38:12	Gogebic	Diagnostic	15582	1114991
2021/02/09 13:38:12	Gogebic	Serology	256	18318
2021/02/09 13:38:12	Gogebic	Total	15838	1133309
2021/02/09 13:38:12	Grand Traverse	Diagnostic	68881	739956
2021/02/09 13:38:12	Grand Traverse	Serology	5156	55388
2021/02/09 13:38:12	Grand Traverse	Total	74037	795344
2021/02/09 13:38:12	Gratiot	Diagnostic	42538	1044877
2021/02/09 13:38:12	Gratiot	Serology	946	23237
2021/02/09 13:38:12	Gratiot	Total	43484	1068114
2021/02/09 13:38:12	Hillsdale	Diagnostic	35474	777853
2021/02/09 13:38:12	Hillsdale	Serology	861	18880
2021/02/09 13:38:12	Hillsdale	Total	36335	796733
2021/02/09 13:38:12	Houghton	Serology	248	6950

2021/02/09 13:38:12	Houghton	Diagnostic	37220	1043045
2021/02/09 13:38:12	Houghton	Total	37468	1049994
2021/02/09 13:38:12	Huron	Diagnostic	23692	764727
2021/02/09 13:38:12	Huron	Serology	596	19238
2021/02/09 13:38:12	Huron	Total	24288	783964
2021/02/09 13:38:12	Ingham	Diagnostic	263878	902437
2021/02/09 13:38:12	Ingham	Serology	18015	61610
2021/02/09 13:38:12	Ingham	Total	281893	964047
2021/02/09 13:38:12	Ionia	Diagnostic	59773	923891
2021/02/09 13:38:12	Ionia	Serology	1960	30295
2021/02/09 13:38:12	Ionia	Total	61733	954186
2021/02/09 13:38:12	Iosco	Diagnostic	19049	758109
2021/02/09 13:38:12	Iosco	Serology	536	21332
2021/02/09 13:38:12	Iosco	Total	19585	779440
2021/02/09 13:38:12	Iron	Diagnostic	21472	1940358
2021/02/09 13:38:12	Iron	Serology	121	10934
2021/02/09 13:38:12	Iron	Total	21593	1951292
2021/02/09 13:38:12	Isabella	Diagnostic	41251	590380
2021/02/09 13:38:12	Isabella	Serology	1194	17088
2021/02/09 13:38:12	Isabella	Total	42445	607468
2021/02/09 13:38:12	Jackson	Serology	3153	19891
2021/02/09 13:38:12	Jackson	Diagnostic	165367	1043259
2021/02/09 13:38:12	Jackson	Total	168520	1063151
2021/02/09 13:38:12	Kalamazoo	Diagnostic	234547	884863
2021/02/09 13:38:12	Kalamazoo	Serology	6147	23190
2021/02/09 13:38:12	Kalamazoo	Total	240694	908053
2021/02/09 13:38:12	Kalkaska	Serology	577	31988
2021/02/09 13:38:12	Kalkaska	Diagnostic	13501	748475
2021/02/09 13:38:12	Kalkaska	Total	14078	780463
2021/02/09 13:38:12	Kent	Serology	38838	59118
2021/02/09 13:38:12	Kent	Diagnostic	687649	1046722
2021/02/09 13:38:12	Kent	Total	726487	1105840
2021/02/09 13:38:12	Keweenaw	Diagnostic	1749	826560
2021/02/09 13:38:12	Keweenaw	Serology	31	14650
2021/02/09 13:38:12	Keweenaw	Total	1780	841210
2021/02/09 13:38:12	Lake	Diagnostic	9064	764701
2021/02/09 13:38:12	Lake	Serology	178	15017
2021/02/09 13:38:12	Lake	Total	9242	779718
2021/02/09 13:38:12	Lapeer	Serology	2852	32554
2021/02/09 13:38:12	Lapeer	Diagnostic	49319	562957
2021/02/09 13:38:12	Lapeer	Total	52171	595512
2021/02/09 13:38:12	Leelanau	Diagnostic	10329	474656
2021/02/09 13:38:12	Leelanau	Serology	806	37039
2021/02/09 13:38:12	Leelanau	Total	11135	511695
2021/02/09 13:38:12	Lenawee	Serology	1756	17836
2021/02/09 13:38:12	Lenawee	Diagnostic	94824	963159
2021/02/09 13:38:12	Lenawee	Total	96580	980996
2021/02/09 13:38:12	Livingston	Serology	6973	36319
2021/02/09 13:38:12	Livingston	Diagnostic	154636	805417
2021/02/09 13:38:12	Livingston	Total	161609	841735



2021/02/09 13:38:12	Luce	Diagnostic	4273	685985
2021/02/09 13:38:12	Luce	Serology	37	5940
2021/02/09 13:38:12	Luce	Total	4310	691925
2021/02/09 13:38:12	Mackinac	Diagnostic	6419	594407
2021/02/09 13:38:12	Mackinac	Serology	113	10464
2021/02/09 13:38:12	Mackinac	Total	6532	604871
2021/02/09 13:38:12	Macomb	Serology	50084	57306
2021/02/09 13:38:12	Macomb	Diagnostic	660027	755204
2021/02/09 13:38:12	Macomb	Total	710111	812510
2021/02/09 13:38:12	Manistee	Diagnostic	14543	592190
2021/02/09 13:38:12	Manistee	Serology	747	30418
2021/02/09 13:38:12	Manistee	Total	15290	622608
2021/02/09 13:38:12	Marquette	Diagnostic	101409	1520398
2021/02/09 13:38:12	Marquette	Serology	1212	18171
2021/02/09 13:38:12	Marquette	Total	102621	1538569
2021/02/09 13:38:12	Mason	Diagnostic	25638	879701
2021/02/09 13:38:12	Mason	Serology	828	28411
2021/02/09 13:38:12	Mason	Total	26466	908111
2021/02/09 13:38:12	Mecosta	Diagnostic	30716	706879
2021/02/09 13:38:12	Mecosta	Serology	826	19009
2021/02/09 13:38:12	Mecosta	Total	31542	725888
2021/02/09 13:38:12	Menominee	Diagnostic	19110	838894
2021/02/09 13:38:12	Menominee	Serology	125	5487
2021/02/09 13:38:12	Menominee	Total	19235	844381
2021/02/09 13:38:12	Midland	Serology	5940	71432
2021/02/09 13:38:12	Midland	Diagnostic	47434	570422
2021/02/09 13:38:12	Midland	Total	53374	641854
2021/02/09 13:38:12	Missaukee	Serology	513	33933
2021/02/09 13:38:12	Missaukee	Diagnostic	7994	528774
2021/02/09 13:38:12	Missaukee	Total	8507	562707
2021/02/09 13:38:12	Monroe	Diagnostic	118452	787056
2021/02/09 13:38:12	Monroe	Serology	4827	32073
2021/02/09 13:38:12	Monroe	Total	123279	819130
2021/02/09 13:38:12	Montcalm	Serology	1991	31164
2021/02/09 13:38:12	Montcalm	Diagnostic	59582	932601
2021/02/09 13:38:12	Montcalm	Total	61573	963765
2021/02/09 13:38:12	Montmorency	Serology	312	33448
2021/02/09 13:38:12	Montmorency	Diagnostic	5424	581475
2021/02/09 13:38:12	Montmorency	Total	5736	614923
2021/02/09 13:38:12	Muskegon	Diagnostic	165618	954208
2021/02/09 13:38:12	Muskegon	Serology	3022	17411
2021/02/09 13:38:12	Muskegon	Total	168640	971619
2021/02/09 13:38:12	Newaygo	Serology	1464	29890
2021/02/09 13:38:12	Newaygo	Diagnostic	33991	693977
2021/02/09 13:38:12	Newaygo	Total	35455	723867
2021/02/09 13:38:12	Oakland	Diagnostic	1045291	831190
2021/02/09 13:38:12	Oakland	Serology	99172	78859
2021/02/09 13:38:12	Oakland	Total	1144463	910049
2021/02/09 13:38:12	Oceana	Diagnostic	27794	1050138
2021/02/09 13:38:12	Oceana	Serology	706	26675

2021/02/09 13:38:12	Oceana	Total	28500	1076813
2021/02/09 13:38:12	Ogemaw	Serology	459	21860
2021/02/09 13:38:12	Ogemaw	Diagnostic	14070	670096
2021/02/09 13:38:12	Ogemaw	Total	14529	691956
2021/02/09 13:38:12	Ontonagon	Diagnostic	6405	1119755
2021/02/09 13:38:12	Ontonagon	Serology	66	11538
2021/02/09 13:38:12	Ontonagon	Total	6471	1131294
2021/02/09 13:38:12	Osceola	Diagnostic	18353	782310
2021/02/09 13:38:12	Osceola	Serology	757	32268
2021/02/09 13:38:12	Osceola	Total	19110	814578
2021/02/09 13:38:12	Oscoda	Diagnostic	4194	508919
2021/02/09 13:38:12	Oscoda	Serology	282	34219
2021/02/09 13:38:12	Oscoda	Total	4476	543138
2021/02/09 13:38:12	Otsego	Serology	769	31174
2021/02/09 13:38:12	Otsego	Diagnostic	15111	612575
2021/02/09 13:38:12	Otsego	Total	15880	643749
2021/02/09 13:38:12	Ottawa	Serology	11950	40948
2021/02/09 13:38:12	Ottawa	Diagnostic	293947	1007254
2021/02/09 13:38:12	Ottawa	Total	305897	1048203
2021/02/09 13:38:12	Presque Isle	Serology	425	33752
2021/02/09 13:38:12	Presque Isle	Diagnostic	8016	636595
2021/02/09 13:38:12	Presque Isle	Total	8441	670346
2021/02/09 13:38:12	Roscommon	Serology	584	24314
2021/02/09 13:38:12	Roscommon	Diagnostic	14328	596528
2021/02/09 13:38:12	Roscommon	Total	14912	620842
2021/02/09 13:38:12	Saginaw	Diagnostic	195948	1028388
2021/02/09 13:38:12	Saginaw	Serology	7583	39798
2021/02/09 13:38:12	Saginaw	Total	203531	1068186
2021/02/09 13:38:12	Sanilac	Diagnostic	38630	938305
2021/02/09 13:38:12	Sanilac	Serology	1033	25091
2021/02/09 13:38:12	Sanilac	Total	39663	963396
2021/02/09 13:38:12	Schoolcraft	Diagnostic	5105	630714
2021/02/09 13:38:12	Schoolcraft	Serology	61	7536
2021/02/09 13:38:12	Schoolcraft	Total	5166	638251
2021/02/09 13:38:12	Shiawassee	Serology	2243	32926
2021/02/09 13:38:12	Shiawassee	Diagnostic	51499	755982
2021/02/09 13:38:12	Shiawassee	Total	53742	788908
2021/02/09 13:38:12	St Clair	Serology	6848	43035
2021/02/09 13:38:12	St Clair	Diagnostic	104681	657841
2021/02/09 13:38:12	St Clair	Total	111529	700876
2021/02/09 13:38:12	St Joseph	Serology	1393	22850
2021/02/09 13:38:12	St Joseph	Diagnostic	45845	752001
2021/02/09 13:38:12	St Joseph	Total	47238	774851
2021/02/09 13:38:12	Tuscola	Diagnostic	48283	924165
2021/02/09 13:38:12	Tuscola	Serology	1712	32769
2021/02/09 13:38:12	Tuscola	Total	49995	956934
2021/02/09 13:38:12	Unknown	Serology	22662	
2021/02/09 13:38:12	Unknown	Diagnostic	457709	
2021/02/09 13:38:12	Unknown	Total	480371	
2021/02/09 13:38:12	Van Buren	Diagnostic	75004	991107

2021/02/09 13:38:12	Van Buren	Serology	1513	19993
2021/02/09 13:38:12	Van Buren	Total	76517	1011100
2021/02/09 13:38:12	Washtenaw	Serology	15651	42576
2021/02/09 13:38:12	Washtenaw	Diagnostic	456335	1241387
2021/02/09 13:38:12	Washtenaw	Total	471986	1283963
2021/02/09 13:38:12	Wayne	Diagnostic	1039341	941592
2021/02/09 13:38:12	Wayne	Serology	66431	60183
2021/02/09 13:38:12	Wayne	Total	1105772	1001776
2021/02/09 13:38:12	Wexford	Diagnostic	21901	651215
2021/02/09 13:38:12	Wexford	Serology	981	29170
2021/02/09 13:38:12	Wexford	Total	22882	680384

# PUBLIC USE DATASETS

## Diagnostic Tests by Result and County

### README

Data include diagnostic tests for COVID-19 by date and county.

Diagnostic tests are used to find current infection and look for genes or proteins from the severe acute respiratory syndrome coronavirus 2 (SARS-CoV-2), the virus that causes COVID-19. These tests, which are performed as nasal swabs, include: Nucleic acid amplification test/real-time polymerase chain reaction (NAAT/RT-PCR) test and rapid virus antigen detection point of care (POC) tests.

Correctional includes state and federal prisons and county and city detection facilities.

Testing data represents total tests performed, not individuals tested. A single individual may have more than one test completed.

The total number of positive tests may exceed the number of confirmed cases due to 1) a single individual may have more than one test performed; 2) MDHHS may receive data on positive tests in advance of a local health department classifying an individual as a confirmed or probable case, and 3) although efforts have been made to de-duplicate testing data, some duplication may occur.

**DIAGNOSTIC TESTS BY RESULT AND COUNTY 2021-02-09**

MessageDate	COUNTY	Negative	Positive	Total
2/8/2021	Alcona	18	3	21
2/8/2021	Alger	10	1	11
2/8/2021	Allegan	134	7	141
2/8/2021	Alpena	54	2	56
2/8/2021	Antrim	11	2	13
2/8/2021	Arenac	30	0	30
2/8/2021	Baraga	4	0	4
2/8/2021	Barry	90	3	93
2/8/2021	Bay	92	4	96
2/8/2021	Benzie	7	1	8
2/8/2021	Berrien	508	17	525
2/8/2021	Branch	93	3	96
2/8/2021	Calhoun	279	23	302
2/8/2021	Cass	72	3	75
2/8/2021	Charlevoix	28	0	28
2/8/2021	Cheboygan	55	0	55
2/8/2021	Chippewa	96	0	96
2/8/2021	Clare	54	2	56
2/8/2021	Clinton	70	3	73
2/8/2021	Correctional	41	0	41
2/8/2021	Crawford	23	1	24
2/8/2021	Delta	117	0	117
2/8/2021	Detroit City	897	29	926
2/8/2021	Dickinson	69	1	70
2/8/2021	Eaton	169	12	181
2/8/2021	Emmet	66	4	70
2/8/2021	Genesee	437	11	448
2/8/2021	Gladwin	32	1	33
2/8/2021	Gogebic	22	2	24
2/8/2021	Grand Traverse	118	5	123
2/8/2021	Gratiot	29	0	29
2/8/2021	Hillsdale	62	6	68
2/8/2021	Houghton	22	0	22
2/8/2021	Huron	14	5	19
2/8/2021	Ingham	459	26	485
2/8/2021	Ionia	76	2	78
2/8/2021	Iosco	61	0	61
2/8/2021	Iron	267	1	268
2/8/2021	Isabella	81	3	84
2/8/2021	Jackson	321	13	334
2/8/2021	Kalamazoo	679	22	701
2/8/2021	Kalkaska	15	1	16
2/8/2021	Kent	1108	40	1148
2/8/2021	Keweenaw	2	0	2
2/8/2021	Lake	114	0	114
2/8/2021	Lapeer	89	6	95
2/8/2021	Leelanau	15	0	15

2/8/2021	Lenawee	252	15	267
2/8/2021	Livingston	338	19	357
2/8/2021	Luce	16	1	17
2/8/2021	Mackinac	24	0	24
2/8/2021	Macomb	913	47	960
2/8/2021	Manistee	66	0	66
2/8/2021	Marquette	125	0	125
2/8/2021	Mason	50	0	50
2/8/2021	Mecosta	57	4	61
2/8/2021	Menominee	182	1	183
2/8/2021	Midland	121	6	127
2/8/2021	Missaukee	17	2	19
2/8/2021	Monroe	337	23	360
2/8/2021	Montcalm	149	2	151
2/8/2021	Montmorency	31	0	31
2/8/2021	Muskegon	217	11	228
2/8/2021	Newaygo	60	3	63
2/8/2021	Oakland	1652	76	1728
2/8/2021	Oceana	29	2	31
2/8/2021	Ogemaw	36	0	36
2/8/2021	Ontonagon	8	0	8
2/8/2021	Osceola	58	2	60
2/8/2021	Oscoda	9	0	9
2/8/2021	Otsego	89	1	90
2/8/2021	Ottawa	358	23	381
2/8/2021	Presque Isle	37	4	41
2/8/2021	Roscommon	35	3	38
2/8/2021	Saginaw	256	11	267
2/8/2021	Sanilac	40	2	42
2/8/2021	Schoolcraft	3	0	3
2/8/2021	Shiawassee	73	4	77
2/8/2021	St Clair	128	7	135
2/8/2021	St Joseph	98	1	99
2/8/2021	Tuscola	63	4	67
2/8/2021	Unknown	371	20	391
2/8/2021	Van Buren	165	13	178
2/8/2021	Washtenaw	1686	59	1745
2/8/2021	Wayne	1768	100	1868
2/8/2021	Wexford	50	5	55