



Western Michigan University  
ScholarWorks at WMU

---

Cumulative Michigan COVID-19 Data

Michigan COVID-19 State Data

---

2-17-2021

## 2021-02-17\_MichiganOverview\_COVIDstats

Michigan Department of Health & Human Services

Follow this and additional works at: <https://scholarworks.wmich.edu/michigan-covid-data-state-cumulative>



Part of the Public Health Commons

---

### WMU ScholarWorks Citation

Michigan Department of Health & Human Services, "2021-02-17\_MichiganOverview\_COVIDstats" (2021).  
*Cumulative Michigan COVID-19 Data*. 311.

<https://scholarworks.wmich.edu/michigan-covid-data-state-cumulative/311>

This Website is brought to you for free and open access  
by the Michigan COVID-19 State Data at ScholarWorks at  
WMU. It has been accepted for inclusion in Cumulative  
Michigan COVID-19 Data by an authorized administrator  
of ScholarWorks at WMU. For more information, please  
contact [wmu-scholarworks@wmich.edu](mailto:wmu-scholarworks@wmich.edu).



Coronavirus

MI SAFE START

CONTAIN COVID

RESOURCES

PRESS RELEASES

DONATE

VIDEO UPDATES

CORONAVIRUS / MICHIGAN DATA

Michigan Data

Hospitals

Long Term  
Care Facilities

Coronavirus  
Symptoms

Cumulative  
Recovered

Outbreak  
Reporting

School-Related  
Outbreak  
Reporting

Wastewater  
Surveillance

Testing  
Turnaround  
Time

MIS-C Data  
and Reporting

Data and  
Modeling  
Updates

The State of Michigan is working around the clock to test and treat COVID-19 patients. Below is the most recent data healthcare experts across the state have compiled. It is updated Monday - Saturday.

CURRENT STATUS

DAILY CASES

CUMULATIVE TRENDS

DEMOGRAPHICS

TOTAL TESTING

DIAGNOSTIC TESTING

LEARN MORE

View Cases

View Deaths

View Table

Select Preparedness Region:

All

Select County:

All

This report is provisional and subject to change. City of Detroit and Wayne County are reported separately. MDHHS began tracking probable cases April 5, 2020. FCI indicates federal correctional institute. MDOC indicates Michigan Department of Corrections. Diagnostic tests, including nucleic acid amplification/real-time polymerase chain reaction (NAAT/RT-PCR) and rapid virus antigen detection point of care (POC) tests, look for current infection. Serology (antibody) tests are used to look for the possibility of previous infection.

Source: Michigan Disease Surveillance System (MDSS) and Vital Records.

COVID-19 Cases by County

Confirmed cases include individuals with a positive diagnostic test for COVID-19. Probable cases include individuals with COVID-19 symptoms and an epidemiologic link to confirmed COVID-19, but no diagnostic test.

Cases by County

17-429

430-2354

2355-11262

11263-73289

73290+

Michigan

Wednesday, February 17, 2021

Michigan (Statewide) Case Fatality Rate

2.6%

Current Totals

Case Status	Cases	Deaths
Confirmed	577,203	15,188
Probable	55,569	972
Total	632,772	16,160

Laboratory Testing

Test Type	Tests Performed
Diagnostic	10,035,426
Serology	512,204
Total	10,547,630

Microsoft Power BI

< 1 of 7 >

Q

X

Cases by Hispanic/Latino Ethnicity

Hispanic/Latino Ethnicity	Percentage of Overall Cases by Ethnicity	Percentage of Deceased Cases by Ethnicity
Hispanic/Latino	5.68%	2.99%
Non-Hispanic Latino	70.45%	84.33%
Unknown	23.87%	12.68%

PUBLIC USE DATASETS 02/17/2021

(Downloadable .xlsx files)

Cases and Deaths by County



Have questions?  
Chat with Robin

***Totals may not add to 100% due to rounding***

#### Cases by Arab Ethnicity

Arab Ethnicity	Percentage of Overall Cases by Ethnicity	Percentage of Deceased Cases by Ethnicity
Arab	2.95%	1.75%
Non-Arab	51.92%	55.57%
Unknown	45.13%	42.68%

***Totals may not add to 100% due to rounding***



Cases and Deaths by County by Date of Onset of Symptoms and Date of Death

Cases by Demographics Statewide

COVID-19 Tests by County

Diagnostic Tests by Result and County

**MICHIGAN.GOV HOME**  
**ADA**  
**MICHIGAN NEWS**  
**POLICIES**

COPYRIGHT 2021 STATE OF MICHIGAN

## Cumulative Total of Recovered COVID-19 Cases

Cumulative Total of Recovered COVID-19 Cases (as of 02/12/2021): **517,991**

During this response, MDHHS is reviewing vital records statistics to identify any laboratory confirmed COVID-19 cases who are 30 days out from their onset of illness to represent recovery status. As the pandemic continues to impact Michigan, this pool will expand to include more cases. Recovered is defined as the number of persons with a confirmed COVID-19 diagnosis who are alive 30 days post-onset (or referral date if onset is not available). The number of persons recovered on February 12, 2021 represents COVID-19 confirmed individuals with an onset date on or prior to January 13, 2021. If an individual dies from a COVID-related cause >30 days from onset/referral, they are removed from the number of persons recovered. These numbers will be updated every Saturday.

**Source:** Michigan Disease Surveillance System and Vital Records



**Have questions?**  
Chat with Robin

[View Cases](#)[View Deaths](#)[View Table](#)

Select Preparedness Region:

All



Select County:

All



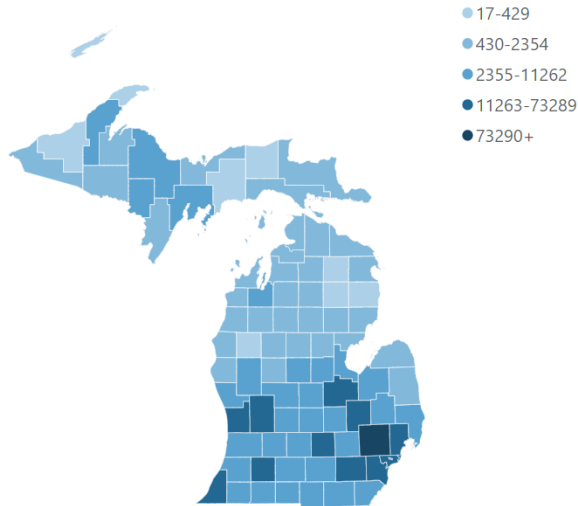
*This report is provisional and subject to change. City of Detroit and Wayne County are reported separately. MDHHS began tracking probable cases April 5, 2020. FCI indicates federal correctional institute. MDOC indicates Michigan Department of Corrections. Diagnostic tests, including nucleic acid amplification/real-time polymerase chain reaction (NAAT/RT-PCR) and rapid virus antigen detection point of care (POC) tests, look for current infection. Serology (antibody) tests are used to look for the possibility of previous infection.*

*Source: Michigan Disease Surveillance System (MDSS) and Vital Records.*

## COVID-19 Cases by County

Confirmed cases include individuals with a positive diagnostic test for COVID-19. Probable cases include individuals with COVID-19 symptoms and an epidemiologic link to confirmed COVID-19, but no diagnostic test.

### Cases by County



## Michigan

Wednesday, February 17, 2021

### Michigan (Statewide) Case Fatality Rate

2.6%

### Current Totals

Case Status	Cases	Deaths
Confirmed	577,203	15,188
Probable	55,569	972
<b>Total</b>	<b>632,772</b>	<b>16,160</b>

### Laboratory Testing

Test Type	Tests Performed
Diagnostic	10,035,426
Serology	512,204
<b>Total</b>	<b>10,547,630</b>

[View Cases](#)[View Deaths](#)[View Table](#)

Select Preparedness Region:

All

Select County:

All

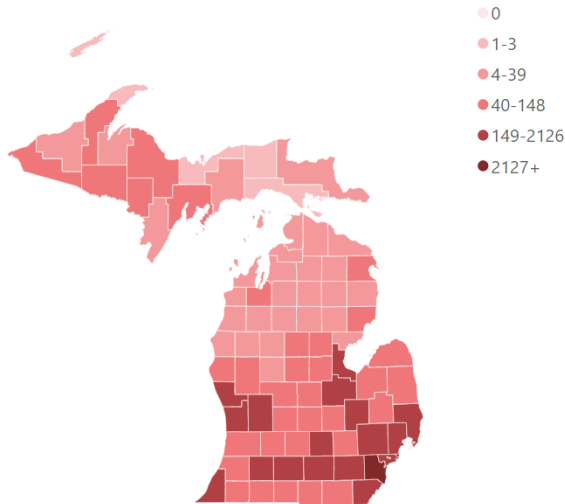
*This report is provisional and subject to change. City of Detroit and Wayne County are reported separately. MDHHS began tracking probable cases April 5, 2020. FCI indicates federal correctional institute. MDOC indicates Michigan Department of Corrections. Diagnostic tests, including nucleic acid amplification/real-time polymerase chain reaction (NAAT/RT-PCR) and rapid virus antigen detection point of care (POC) tests, look for current infection. Serology (antibody) tests are used to look for the possibility of previous infection.*

*Source: Michigan Disease Surveillance System (MDSS) and Vital Records.*

## COVID-19 Deaths by County

Confirmed deaths include individuals who had a confirmed COVID-19 infection and are classified as deceased by the case investigation, have COVID-19 indicated as a cause of death on their death certificate, or who die within 30 days of infection and their manner of death is listed as natural. Probable deaths include individuals who have COVID indicated on their death certificate, but have not had a positive diagnostic test.

### Deaths by County



## Michigan

Wednesday, February 17, 2021

### Michigan (Statewide) Case Fatality Rate

2.6%

### Current Totals

Case Status	Cases	Deaths
Confirmed	577,203	15,188
Probable	55,569	972
<b>Total</b>	<b>632,772</b>	<b>16,160</b>

### Laboratory Testing

Test Type	Tests Performed
Diagnostic	10,035,426
Serology	512,204
<b>Total</b>	<b>10,547,630</b>

Confirmed Cases

Deaths

View Table

Select Preparedness Region:

All

Select County:

All

Cases are shown by onset date or by lab specimen collection date if onset date was unavailable. Deaths are shown by date of death or date of last status update if date of death was unavailable. Tracking of probable cases and deaths did not begin until April 5, 2020, therefore only probable cases referred for investigation on or after April 5, 2020 are displayed (onset may have been prior).

Notes: FCI indicates federal correctional institute. MDOC indicates Michigan Department of Corrections.

## Daily Cases by Status

The number of daily confirmed cases represent the total number of people who had a positive diagnostic test for COVID-19 by the date of the onset of their symptoms.

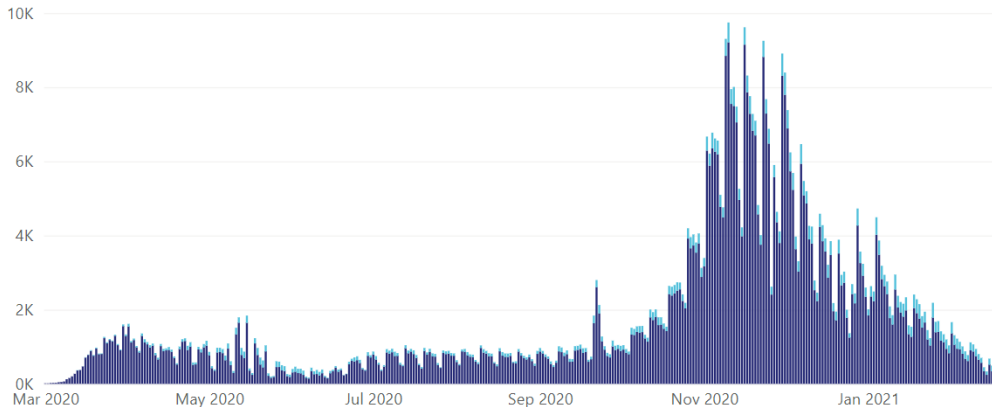
Filter by Date:

3/1/2020

2/17/2021

### Cases by Date of Onset

Case Status ● Confirmed ● Probable



Confirmed Cases

Deaths

View Table

Select Preparedness Region:

All



Select County:

All



Cases are shown by onset date or by lab specimen collection date if onset date was unavailable. Deaths are shown by date of death or date of last status update if date of death was unavailable. Tracking of probable cases and deaths did not begin until April 5, 2020, therefore only probable cases referred for investigation on or after April 5, 2020 are displayed (onset may have been prior).

Notes: FCI indicates federal correctional institute. MDOC indicates Michigan Department of Corrections.

## Daily Deaths by Status

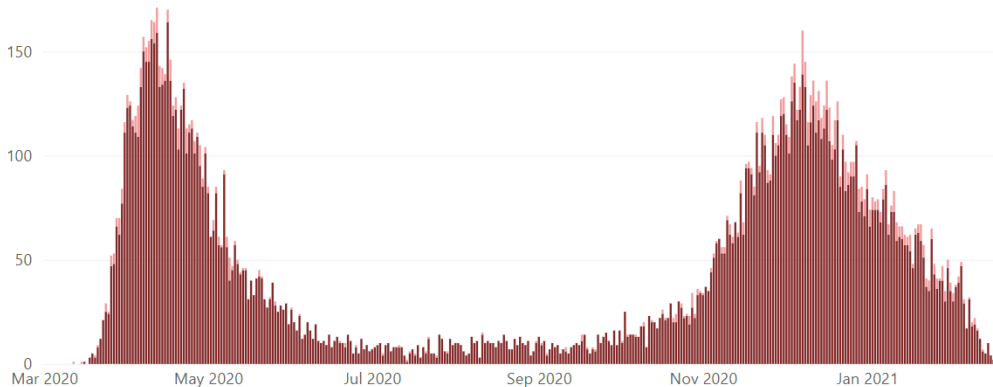
Confirmed deaths include individuals who had a confirmed COVID-19 infection and are classified as deceased by the case investigation, have COVID-19 indicated as a cause of death on their death certificate, or who die within 30 days of infection and their manner of death is listed as natural. Data are shown by the date of death.

Filter by Date:

3/1/2020

2/17/2021

### Deaths by Date of Death

Case Status ● Confirmed ● Probable

View Table

View Chart

Select Preparedness Region:

All

Select County:

All

Cases are shown by onset date or by lab specimen collection date if onset date was unavailable. Deaths are shown by date of death or date of last status update if date of death was unavailable. Tracking of probable cases and deaths did not begin until April 5, 2020, therefore these data are not displayed by date.

Notes: FCI indicates federal correctional institute. MDOC indicates Michigan Department of Corrections.

## Cumulative Confirmed Cases and Deaths among Confirmed Cases

Cumulative cases represent the total number of people who had a positive diagnostic test for COVID-19. Cases are shown by the date of onset of symptoms. Cumulative Deaths represent the total number of people who had a confirmed COVID-19 infection and are classified as deceased by the case investigation, have COVID-19 indicated as a cause of death on their death certificate, or who die within 30 days of infection and their manner of death is listed as natural. Deaths are shown by date of death.

Filter By Date:

3/1/2020

2/17/2021

### Cumulative Confirmed Cases and Deaths among Confirmed Cases by Date

● Confirmed Cases ● Deaths

0.6M

0.5M

0.4M

0.3M

0.2M

0.1M

0.0M

Mar 2020

May 2020

Jul 2020

Sep 2020

Nov 2020

Jan 2021



## Cases by Demographic Characteristics

Data are suppressed when the number of cases is five or below to protect the confidentiality of individuals. The sum of the cases for individual categories may be fewer than the total number of cases due to data suppression. Rates are not calculated for multiple races, other, and unknown race categories due to the unavailability of an appropriate denominator.

Cases

Deaths

Select case status:

- ☒ Confirmed  
☐ Probable

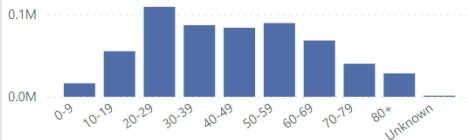
Select Preparedness Region:

All

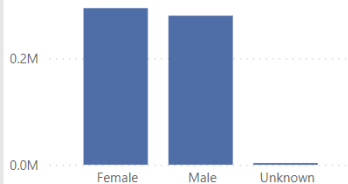
Select county:

All

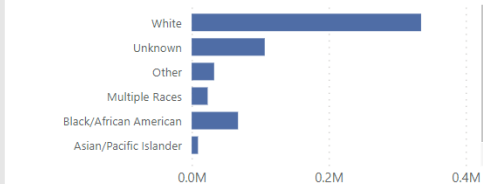
### Cases by Age Group



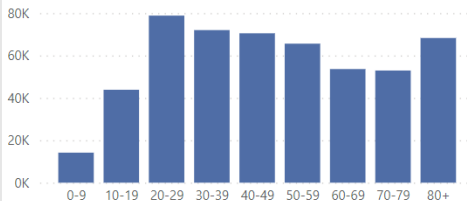
### Cases by Sex



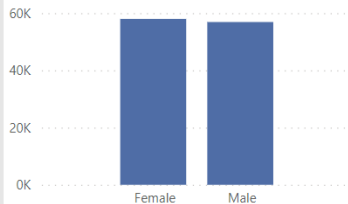
### Cases by Race



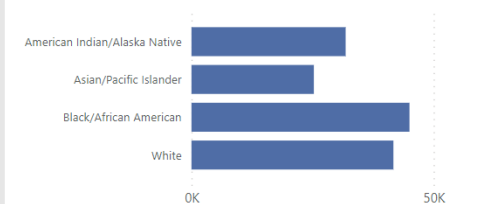
### Cases per Million by Age Group



### Cases per Million by Sex



### Cases per Million by Race



## Cases by Demographic Characteristics

Data are suppressed when the number of cases is five or below to protect the confidentiality of individuals. The sum of the cases for individual categories may be fewer than the total number of cases due to data suppression. Rates are not calculated for multiple races, other, and unknown race categories due to the unavailability of an appropriate denominator.

Cases

Deaths

Select case status:

- ☐ Confirmed  
☒ Probable

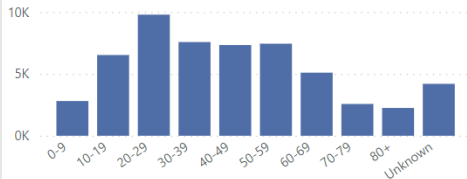
Select Preparedness Region:

All

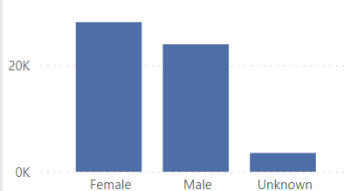
Select county:

All

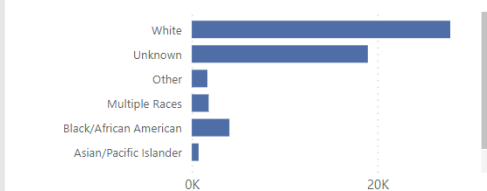
### Cases by Age Group



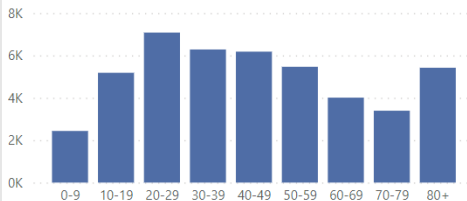
### Cases by Sex



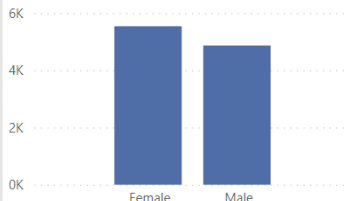
### Cases by Race



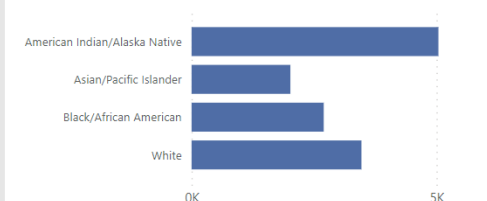
### Cases per Million by Age Group



### Cases per Million by Sex



### Cases per Million by Race



## Deaths by Demographic Characteristics

Data are suppressed when the number of deaths is five or below to protect the confidentiality of individuals. The sum of the deaths for individual categories may be fewer than the total number of deaths due to data suppression. Rates are not calculated for multiple races, other, and unknown race categories due to the unavailability of an appropriate denominator.

Cases

Deaths

Select case status:

- ☒ Confirmed  
☐ Probable

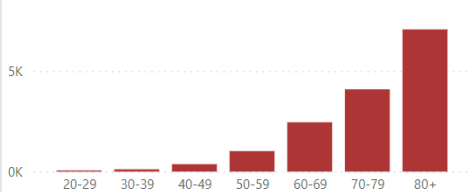
Select Preparedness Region:

All

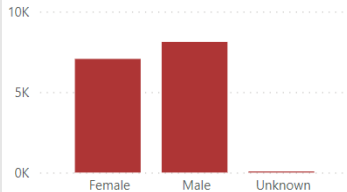
Select county:

All

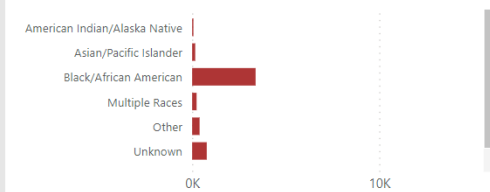
### Deaths by Age Group



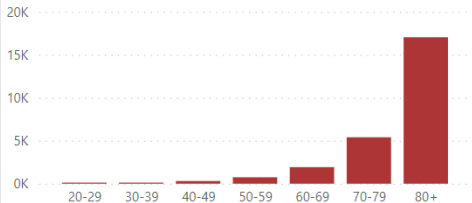
### Deaths by Sex



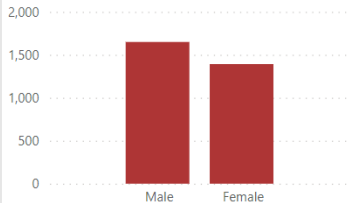
### Deaths by Race



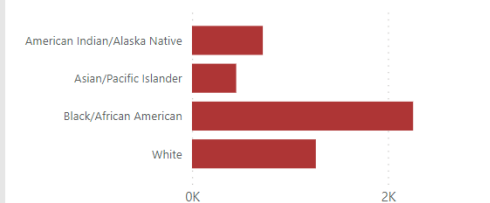
### Deaths per Million by Age Group



### Deaths per Million by Sex



### Deaths per Million by Race



## Deaths by Demographic Characteristics

Data are suppressed when the number of deaths is five or below to protect the confidentiality of individuals. The sum of the deaths for individual categories may be fewer than the total number of deaths due to data suppression. Rates are not calculated for multiple races, other, and unknown race categories due to the unavailability of an appropriate denominator.

Cases

Deaths

Select case status:

- ☐ Confirmed  
☒ Probable

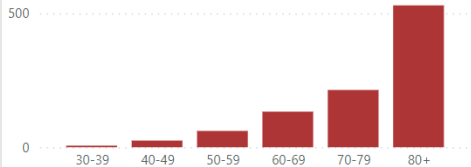
Select Preparedness Region:

All

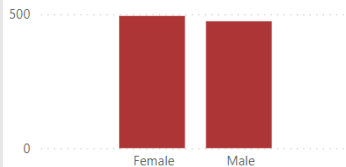
Select county:

All

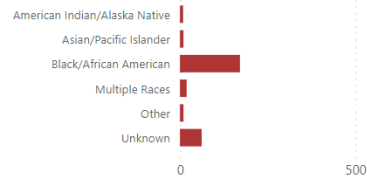
### Deaths by Age Group



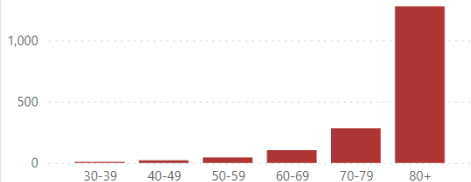
### Deaths by Sex



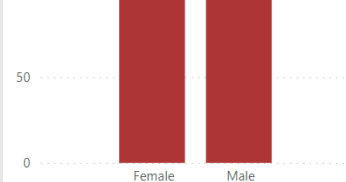
### Deaths by Race



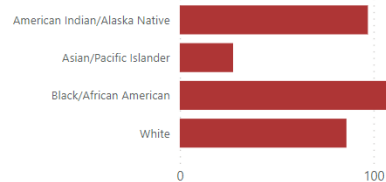
### Deaths per Million by Age Group



### Deaths per Million by Sex



### Deaths per Million by Race



[View Table](#)[View Charts](#)

Select Preparedness Region:

All

Select County:

All

Diagnostic tests are used to find current infection and look for genes or proteins from the severe acute respiratory syndrome coronavirus 2 (SARS-CoV-2), the virus that causes COVID-19. These tests, which are performed as nasal swabs, include: Nucleic acid amplification test/real-time polymerase chain reaction (NAAT/RT-PCR) test and rapid virus antigen detection point of care (POC) tests.

Serology tests are used to look for the possibility of previous infection. Serology tests look for antibodies to SARS-CoV-2 in the blood. There are currently two types of serology tests: the enzyme-linked immunosorbent assay (ELISA) test and the rapid antibody detection POC test. Serology tests do not diagnose disease and do not guarantee immunity, but might provide information about previous infection.

## Total Covid-19 Laboratory Tests

Total testing includes both diagnostic tests which are used to determine if an individual currently has COVID-19 and serology testing which is used to determine if a person has antibodies to Covid-19.

Filter by Date:

3/10/2020

2/16/2021

### Total Laboratory Tests by Type and Date

Test Type ● Diagnostic ● Serology

100K

50K

0K

May 2020

Jul 2020

Sep 2020

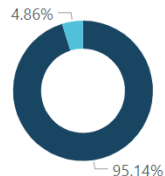
Nov 2020

Jan 2021

### Total Tests Completed to Date

Test Type	Count	Tests per Million Residents
Diagnostic	10,035,426	1,004,434
Serology	512,204	51,266
Total	10,547,630	1,055,699

### Percent of Tests Completed by Type



Test Type

● Diagnostic

● Serology

View Table

View Charts

Select Preparedness Region

All



Select County

All



Diagnostic tests are used to find current infection and look for genes or proteins from the severe acute respiratory syndrome coronavirus 2 (SARS-CoV-2), the virus that causes COVID-19. These tests, which are performed as nasal swabs, include: Nucleic acid amplification test/real-time polymerase chain reaction (NAAT/RT-PCR) test and rapid virus antigen detection point of care (POC) tests. Diagnostic tests do not include serology tests which look for antibodies to SARS-Cov-2 in the blood.

## Diagnostic Covid-19 Laboratory Tests

Diagnostic tests are used to determine if an individual is currently infected with Covid-19.

Filter by Date

3/10/2020

2/16/2021

### Total Laboratory Tests by Type and Date

Test Type ● Negative ● Positive

100K

50K

0K

May 2020

Jul 2020

Sep 2020

Nov 2020

Jan 2021

### Percent of Diagnostic Tests That Were Positive

Positivity

60%

40%

20%

0%

May 2020

Jul 2020

Sep 2020

Nov 2020

Jan 2021

### Where does the data come from?

The State of Michigan COVID-19 Dashboard displays the most recent provisional data reported to the Michigan Department of Health and Humans Services (MDHHS) about cases in Michigan by selected demographics and county of residence (City of Detroit and Wayne County are reported separately). Data are reported to MDHHS via the [Michigan Disease Surveillance System \(MDSS\)](#). Provisional Death data are provided by the MDHHS Division for [Vital Records & Health Statistics](#).

### How does MDHHS classify confirmed and probable cases?

Confirmed cases only include individuals who have had a positive diagnostic laboratory test for COVID-19. Probable cases include individuals who have symptoms consistent with COVID-19 and an epidemiologic link to a confirmed case or a positive serology (antibody) test, but do not have a positive diagnostic laboratory test for COVID-19 and individuals with a positive serology (antibody) test for COVID-19 and an epidemiologic link to a confirmed case.

### How does MDHHS classify confirmed and probable deaths?

Confirmed deaths include individuals who meet one or more of the following conditions: 1) Have been identified as a confirmed case and classified as deceased as a result of a case investigation in the Michigan Disease Surveillance System (MDSS). MDSS is the database used by state and local health department to monitor reportable diseases like COVID-19; 2) have been identified as a confirmed case in MDSS had have a death certificate with COVID-19 listed as a cause of death; 3) have been identified as a confirmed case in MDSS and die within 30 days of onset of COVID-19 infection and have a death certificate which classifies their manner death as 'natural'. Probable deaths include individuals who have COVID indicated as a cause of death on their death certificate but have not had a positive diagnostic laboratory test.

### Why do the number of probable cases fluctuate?

The number of probable cases can change daily based on the investigation efforts of the health department. When a probable case is first reported, local and/or state health department staff investigate to determine if the person meets the case definition of probable. As additional information is gathered, the case could be re-classified to confirmed, remain as probable, or be determined as not a case.

### Why do data in the demographics tab not sum to the total number of cases for a county or region?

Data are not shown whenever the number of cases for a particular demographic category is fewer than six to protect the confidentiality of individuals. Rates are not calculated for other, multiple, and unknown race because an appropriate population denominator is not available for these categories at the county level.

### Where can I get more information about COVID-19?

Visit <https://www.michigan.gov/coronavirus> to find information on resources and assistance, answers to frequently asked questions, and the latest updates on Michigan's response to COVID-19. For COVID-19 updates from CDC visit <https://www.cdc.gov/coronavirus/2019-ncov>.

# PUBLIC USE DATASETS

## Cases and Deaths by County

### README

Includes total cases and deaths to date by case status (confirmed or probable) and county. County is based on the county of residence.

Confirmed cases only include individuals who have had a positive diagnostic laboratory test for COVID-19.

Probable cases include individuals who have symptoms consistent with COVID-19 and an epidemiologic link to a confirmed case or a positive serology (antibody) test, but do not have a positive diagnostic laboratory test for COVID-19 and individuals with a positive serology (antibody) test for COVID-19 and an epidemiologic link to a confirmed case.

Confirmed deaths include individuals who meet one or more of the following conditions: 1) Have been identified as a confirmed case and classified as deceased as a result of a case investigation in the Michigan Disease Surveillance System (MDSS). MDSS is the database used by state and local health department to monitor reportable diseases like COVID-19; 2) have been identified as a confirmed case in MDSS had have a death certificate with COVID-19 listed as a cause of death; 3) have been identified as a confirmed case in MDSS and die within 30 days of onset of COVID-19 infection and have a death certificate which classifies their manner death as 'natural'.

Probable deaths include individuals who have COVID indicated as a cause of death on their death certificate but have not had a positive diagnostic laboratory test.

The number of probable cases can change daily based on information obtained through the health department investigation. Probable cases can be re-classified as a confirmed case or determined to not be a case.



# **CASES AND DEATHS BY COUNTY 2021-02-17**

Updated	COUNTY	ConfirmedCases	ConfirmedDeaths	ProbableCases	ProbableDeaths
2021/02/17 14:01:18	Alcona	352	19	75	5
2021/02/17 14:01:18	Alger	276	1	155	2
2021/02/17 14:01:18	Allegan	6449	93	744	23
2021/02/17 14:01:18	Alpena	1228	46	231	1
2021/02/17 14:01:18	Antrim	738	15	165	4
2021/02/17 14:01:18	Arenac	660	24	78	0
2021/02/17 14:01:18	Baraga	501	32	98	0
2021/02/17 14:01:18	Barry	3346	40	323	2
2021/02/17 14:01:18	Bay	6993	269	299	12
2021/02/17 14:01:18	Benzie	770	30	126	1
2021/02/17 14:01:18	Berrien	10470	216	793	19
2021/02/17 14:01:18	Branch	3397	80	319	4
2021/02/17 14:01:18	Calhoun	8135	216	1213	15
2021/02/17 14:01:18	Cass	3519	56	376	4
2021/02/17 14:01:18	Charlevoix	822	13	205	0
2021/02/17 14:01:18	Cheboygan	741	35	162	0
2021/02/17 14:01:18	Chippewa	709	21	1010	4
2021/02/17 14:01:18	Clare	1382	68	208	1
2021/02/17 14:01:18	Clinton	4368	65	582	4
2021/02/17 14:01:18	Crawford	544	5	33	0
2021/02/17 14:01:18	Delta	2639	65	469	19
2021/02/17 14:01:18	Dickinson	2119	55	236	14
2021/02/17 14:01:18	Eaton	5541	139	551	8
2021/02/17 14:01:18	Emmet	1236	36	238	1
2021/02/17 14:01:18	Genesee	21285	694	3715	50
2021/02/17 14:01:18	Gladwin	1232	39	227	3
2021/02/17 14:01:18	Gogebic	910	18	336	28
2021/02/17 14:01:18	Grand Traverse	3692	57	420	8
2021/02/17 14:01:18	Gratiot	2430	95	303	4
2021/02/17 14:01:18	Hillsdale	2999	68	283	3
2021/02/17 14:01:18	Houghton	2068	32	508	8
2021/02/17 14:01:18	Huron	1601	55	482	3
2021/02/17 14:01:18	Ingham	15172	264	827	6
2021/02/17 14:01:18	Ionia	4035	66	76	2
2021/02/17 14:01:18	Iosco	1119	63	151	3
2021/02/17 14:01:18	Iron	864	39	62	9
2021/02/17 14:01:18	Isabella	3523	70	437	1
2021/02/17 14:01:18	Jackson	9016	202	310	6
2021/02/17 14:01:18	Kalamazoo	12938	278	1718	38
2021/02/17 14:01:18	Kalkaska	539	15	40	0
2021/02/17 14:01:18	Kent	48022	637	2881	57
2021/02/17 14:01:18	Keweenaw	108	1	27	1
2021/02/17 14:01:18	Lake	337	10	19	1
2021/02/17 14:01:18	Lapeer	4225	117	630	2
2021/02/17 14:01:18	Leelanau	721	14	117	0
2021/02/17 14:01:18	Lenawee	5788	110	284	4
2021/02/17 14:01:18	Livingston	9102	120	953	13

2021/02/17 14:01:18	Luce	132	0	82	1
2021/02/17 14:01:18	Mackinac	280	3	151	0
2021/02/17 14:01:18	Macomb	54186	1830	3494	102
2021/02/17 14:01:18	Manistee	743	18	42	3
2021/02/17 14:01:18	Marquette	3440	54	492	1
2021/02/17 14:01:18	Mason	1129	26	92	0
2021/02/17 14:01:18	Mecosta	1878	19	99	0
2021/02/17 14:01:18	Menominee	1608	35	260	2
2021/02/17 14:01:18	Midland	4314	61	575	3
2021/02/17 14:01:18	Missaukee	595	9	136	8
2021/02/17 14:01:18	Monroe	8471	185	1090	12
2021/02/17 14:01:18	Montcalm	3209	82	238	2
2021/02/17 14:01:18	Montmorency	300	16	55	1
2021/02/17 14:01:18	Muskegon	10293	297	210	7
2021/02/17 14:01:18	Newaygo	2616	47	146	1
2021/02/17 14:01:18	Oakland	63391	1847	9899	108
2021/02/17 14:01:18	Oceana	1773	48	80	2
2021/02/17 14:01:18	Ogemaw	941	32	166	1
2021/02/17 14:01:18	Ontonagon	356	19	52	1
2021/02/17 14:01:18	Osceola	895	23	138	0
2021/02/17 14:01:18	Oscoda	320	18	74	1
2021/02/17 14:01:18	Otsego	962	21	167	4
2021/02/17 14:01:18	Ottawa	20762	308	1231	36
2021/02/17 14:01:18	Presque Isle	569	26	77	1
2021/02/17 14:01:18	Roscommon	994	31	130	0
2021/02/17 14:01:18	Saginaw	13879	480	708	11
2021/02/17 14:01:18	Sanilac	1790	70	179	4
2021/02/17 14:01:18	Schoolcraft	229	4	28	1
2021/02/17 14:01:18	Shiawassee	3517	75	202	1
2021/02/17 14:01:18	St Clair	7236	238	1254	12
2021/02/17 14:01:18	St Joseph	4083	77	490	4
2021/02/17 14:01:18	Tuscola	2782	122	344	10
2021/02/17 14:01:18	Van Buren	4636	84	266	11
2021/02/17 14:01:18	Washtenaw	16559	231	1505	6
2021/02/17 14:01:18	Wayne	63360	2036	4604	91
2021/02/17 14:01:18	Wexford	1318	19	92	1
2021/02/17 14:01:18	MDOC	23727	146	786	3
2021/02/17 14:01:18	FCI	309	5	5	0
2021/02/17 14:01:18	Out-of-State	1426	10	66	1
2021/02/17 14:01:18	Unknown			17	0
2021/02/17 14:01:18	Detroit City	29534	1833	2352	126

# PUBLIC USE DATASETS

## Cases by Demographics Statewide

### README

Includes the total number of confirmed and probable cases and confirmed and probable deaths to date by demographic characteristics

Confirmed cases only include individuals who have had a positive diagnostic laboratory test for COVID-19.

Probable cases include individuals who have symptoms consistent with COVID-19 and an epidemiologic link to a confirmed case or a positive serology (antibody) test, but do not have a positive diagnostic laboratory test for COVID-19 and individuals with a positive serology (antibody) test for COVID-19 and an epidemiologic link to a confirmed case.

Confirmed deaths include individuals who meet one or more of the following conditions: 1) Have been identified as a confirmed case and classified as deceased as a result of a case investigation in the Michigan Disease Surveillance System (MDSS). MDSS is the database used by state and local health department to monitor reportable diseases like COVID-19; 2) have been identified as a confirmed case in MDSS had have a death certificate with COVID-19 listed as a cause of death; 3) have been identified as a confirmed case in MDSS and die within 30 days of onset of COVID-19 infection and have a death certificate which classifies their manner death as 'natural'.

Probable deaths include individuals who have COVID indicated as a cause of death on their death certificate but have not had a positive diagnostic laboratory test.

The number of probable cases can change daily based on information obtained through the health department investigation. Probable cases can be re-classified as a confirmed case or determined to not be a case.

Data is suppressed when the number of cases or deaths in a single category is between one and five to protect the confidentiality of individuals.

# **CASES BY DEMOGRAPHICS STATEWIDE 2021-02-17**

CASE_STATUS	AgeCat	RaceCat	SEX	Cases	Deaths
Confirmed	0-9	American Indian/Alaska Native	Female	71	0
Confirmed	10-19	American Indian/Alaska Native	Female	189	0
Confirmed	20-29	American Indian/Alaska Native	Female	318	0
Confirmed	30-39	American Indian/Alaska Native	Female	250	Suppressed
Confirmed	40-49	American Indian/Alaska Native	Female	225	0
Confirmed	50-59	American Indian/Alaska Native	Female	235	Suppressed
Confirmed	60-69	American Indian/Alaska Native	Female	153	7
Confirmed	70-79	American Indian/Alaska Native	Female	90	10
Confirmed	80+	American Indian/Alaska Native	Female	34	7
Confirmed	Unknown	American Indian/Alaska Native	Female	Suppressed	0
Confirmed	0-9	Asian/Pacific Islander	Female	146	0
Confirmed	10-19	Asian/Pacific Islander	Female	494	0
Confirmed	20-29	Asian/Pacific Islander	Female	1005	0
Confirmed	30-39	Asian/Pacific Islander	Female	844	Suppressed
Confirmed	40-49	Asian/Pacific Islander	Female	777	Suppressed
Confirmed	50-59	Asian/Pacific Islander	Female	672	6
Confirmed	60-69	Asian/Pacific Islander	Female	379	10
Confirmed	70-79	Asian/Pacific Islander	Female	188	18
Confirmed	80+	Asian/Pacific Islander	Female	126	35
Confirmed	Unknown	Asian/Pacific Islander	Female	0	0
Confirmed	0-9	Black/African American	Female	863	Suppressed
Confirmed	10-19	Black/African American	Female	2261	Suppressed
Confirmed	20-29	Black/African American	Female	6091	12
Confirmed	30-39	Black/African American	Female	5498	15
Confirmed	40-49	Black/African American	Female	4864	64
Confirmed	50-59	Black/African American	Female	4487	145
Confirmed	60-69	Black/African American	Female	3883	317
Confirmed	70-79	Black/African American	Female	2330	430
Confirmed	80+	Black/African American	Female	1638	583
Confirmed	Unknown	Black/African American	Female	15	0
Confirmed	0-9	Multiple Races	Female	465	0
Confirmed	10-19	Multiple Races	Female	1501	Suppressed
Confirmed	20-29	Multiple Races	Female	2415	0
Confirmed	30-39	Multiple Races	Female	1746	0
Confirmed	40-49	Multiple Races	Female	1837	Suppressed
Confirmed	50-59	Multiple Races	Female	1894	10
Confirmed	60-69	Multiple Races	Female	1388	11
Confirmed	70-79	Multiple Races	Female	769	27
Confirmed	80+	Multiple Races	Female	509	60
Confirmed	Unknown	Multiple Races	Female	10	0
Confirmed	0-9	Other	Female	704	0
Confirmed	10-19	Other	Female	1965	0
Confirmed	20-29	Other	Female	3551	0
Confirmed	30-39	Other	Female	2743	Suppressed
Confirmed	40-49	Other	Female	2559	Suppressed
Confirmed	50-59	Other	Female	2007	13
Confirmed	60-69	Other	Female	1227	29

Confirmed	70-79	Other	Female	647	43
Confirmed	80+	Other	Female	443	74
Confirmed	Unknown	Other	Female	8	0
Confirmed	0-9	Unknown	Female	1151	0
Confirmed	10-19	Unknown	Female	4642	0
Confirmed	20-29	Unknown	Female	10755	Suppressed
Confirmed	30-39	Unknown	Female	8447	Suppressed
Confirmed	40-49	Unknown	Female	8675	8
Confirmed	50-59	Unknown	Female	9255	16
Confirmed	60-69	Unknown	Female	5646	44
Confirmed	70-79	Unknown	Female	2627	83
Confirmed	80+	Unknown	Female	2218	235
Confirmed	Unknown	Unknown	Female	97	0
Confirmed	0-9	White	Female	4404	0
Confirmed	10-19	White	Female	17491	0
Confirmed	20-29	White	Female	32119	11
Confirmed	30-39	White	Female	23738	16
Confirmed	40-49	White	Female	23443	54
Confirmed	50-59	White	Female	25981	177
Confirmed	60-69	White	Female	20944	527
Confirmed	70-79	White	Female	13533	1045
Confirmed	80+	White	Female	12287	2892
Confirmed	Unknown	White	Female	80	0
Confirmed	0-9	American Indian/Alaska Native	Male	60	0
Confirmed	10-19	American Indian/Alaska Native	Male	161	0
Confirmed	20-29	American Indian/Alaska Native	Male	251	0
Confirmed	30-39	American Indian/Alaska Native	Male	220	0
Confirmed	40-49	American Indian/Alaska Native	Male	225	0
Confirmed	50-59	American Indian/Alaska Native	Male	192	Suppressed
Confirmed	60-69	American Indian/Alaska Native	Male	156	18
Confirmed	70-79	American Indian/Alaska Native	Male	79	13
Confirmed	80+	American Indian/Alaska Native	Male	27	Suppressed
Confirmed	Unknown	American Indian/Alaska Native	Male	0	0
Confirmed	0-9	Asian/Pacific Islander	Male	196	0
Confirmed	10-19	Asian/Pacific Islander	Male	468	0
Confirmed	20-29	Asian/Pacific Islander	Male	1102	0
Confirmed	30-39	Asian/Pacific Islander	Male	826	0
Confirmed	40-49	Asian/Pacific Islander	Male	661	Suppressed
Confirmed	50-59	Asian/Pacific Islander	Male	630	Suppressed
Confirmed	60-69	Asian/Pacific Islander	Male	379	23
Confirmed	70-79	Asian/Pacific Islander	Male	176	35
Confirmed	80+	Asian/Pacific Islander	Male	87	25
Confirmed	Unknown	Asian/Pacific Islander	Male	0	0
Confirmed	0-9	Black/African American	Male	925	0
Confirmed	10-19	Black/African American	Male	2082	Suppressed
Confirmed	20-29	Black/African American	Male	6660	15
Confirmed	30-39	Black/African American	Male	6562	33
Confirmed	40-49	Black/African American	Male	5887	95
Confirmed	50-59	Black/African American	Male	5607	253
Confirmed	60-69	Black/African American	Male	4264	457

Confirmed	70-79	Black/African American	Male	2270	550
Confirmed	80+	Black/African American	Male	978	415
Confirmed	Unknown	Black/African American	Male	7	0
Confirmed	0-9	Multiple Races	Male	495	Suppressed
Confirmed	10-19	Multiple Races	Male	1468	0
Confirmed	20-29	Multiple Races	Male	2008	0
Confirmed	30-39	Multiple Races	Male	1432	Suppressed
Confirmed	40-49	Multiple Races	Male	1426	Suppressed
Confirmed	50-59	Multiple Races	Male	1503	7
Confirmed	60-69	Multiple Races	Male	1312	32
Confirmed	70-79	Multiple Races	Male	713	33
Confirmed	80+	Multiple Races	Male	305	45
Confirmed	Unknown	Multiple Races	Male	Suppressed	0
Confirmed	0-9	Other	Male	770	0
Confirmed	10-19	Other	Male	2008	0
Confirmed	20-29	Other	Male	3721	Suppressed
Confirmed	30-39	Other	Male	2975	Suppressed
Confirmed	40-49	Other	Male	2755	15
Confirmed	50-59	Other	Male	2302	27
Confirmed	60-69	Other	Male	1341	69
Confirmed	70-79	Other	Male	606	58
Confirmed	80+	Other	Male	268	57
Confirmed	Unknown	Other	Male	Suppressed	0
Confirmed	0-9	Unknown	Male	1196	0
Confirmed	10-19	Unknown	Male	4365	0
Confirmed	20-29	Unknown	Male	10914	0
Confirmed	30-39	Unknown	Male	8904	7
Confirmed	40-49	Unknown	Male	8083	18
Confirmed	50-59	Unknown	Male	8923	24
Confirmed	60-69	Unknown	Male	5489	72
Confirmed	70-79	Unknown	Male	2332	120
Confirmed	80+	Unknown	Male	1188	147
Confirmed	Unknown	Unknown	Male	106	0
Confirmed	0-9	White	Male	4812	0
Confirmed	10-19	White	Male	15815	Suppressed
Confirmed	20-29	White	Male	27409	19
Confirmed	30-39	White	Male	22068	31
Confirmed	40-49	White	Male	21640	98
Confirmed	50-59	White	Male	25084	331
Confirmed	60-69	White	Male	21303	835
Confirmed	70-79	White	Male	13560	1623
Confirmed	80+	White	Male	8122	2486
Confirmed	Unknown	White	Male	67	0
Confirmed	0-9	American Indian/Alaska Native	Unknown	0	0
Confirmed	10-19	American Indian/Alaska Native	Unknown	Suppressed	0
Confirmed	20-29	American Indian/Alaska Native	Unknown	Suppressed	0
Confirmed	30-39	American Indian/Alaska Native	Unknown	Suppressed	0
Confirmed	40-49	American Indian/Alaska Native	Unknown	0	0
Confirmed	50-59	American Indian/Alaska Native	Unknown	Suppressed	0
Confirmed	60-69	American Indian/Alaska Native	Unknown	Suppressed	0

Confirmed	70-79	American Indian/Alaska Native	Unknown	Suppressed	0
Confirmed	80+	American Indian/Alaska Native	Unknown	0	0
Confirmed	Unknown	American Indian/Alaska Native	Unknown	0	0
Confirmed	0-9	Asian/Pacific Islander	Unknown	0	0
Confirmed	10-19	Asian/Pacific Islander	Unknown	7	0
Confirmed	20-29	Asian/Pacific Islander	Unknown	8	0
Confirmed	30-39	Asian/Pacific Islander	Unknown	Suppressed	0
Confirmed	40-49	Asian/Pacific Islander	Unknown	Suppressed	0
Confirmed	50-59	Asian/Pacific Islander	Unknown	Suppressed	0
Confirmed	60-69	Asian/Pacific Islander	Unknown	0	0
Confirmed	70-79	Asian/Pacific Islander	Unknown	0	0
Confirmed	80+	Asian/Pacific Islander	Unknown	0	0
Confirmed	Unknown	Asian/Pacific Islander	Unknown	0	0
Confirmed	0-9	Black/African American	Unknown	Suppressed	0
Confirmed	10-19	Black/African American	Unknown	12	0
Confirmed	20-29	Black/African American	Unknown	106	0
Confirmed	30-39	Black/African American	Unknown	93	0
Confirmed	40-49	Black/African American	Unknown	98	0
Confirmed	50-59	Black/African American	Unknown	85	0
Confirmed	60-69	Black/African American	Unknown	40	Suppressed
Confirmed	70-79	Black/African American	Unknown	13	Suppressed
Confirmed	80+	Black/African American	Unknown	Suppressed	0
Confirmed	Unknown	Black/African American	Unknown	0	0
Confirmed	0-9	Multiple Races	Unknown	6	0
Confirmed	10-19	Multiple Races	Unknown	10	0
Confirmed	20-29	Multiple Races	Unknown	15	0
Confirmed	30-39	Multiple Races	Unknown	14	0
Confirmed	40-49	Multiple Races	Unknown	14	0
Confirmed	50-59	Multiple Races	Unknown	8	0
Confirmed	60-69	Multiple Races	Unknown	14	0
Confirmed	70-79	Multiple Races	Unknown	6	0
Confirmed	80+	Multiple Races	Unknown	Suppressed	0
Confirmed	Unknown	Multiple Races	Unknown	Suppressed	0
Confirmed	0-9	Other	Unknown	7	0
Confirmed	10-19	Other	Unknown	10	0
Confirmed	20-29	Other	Unknown	19	0
Confirmed	30-39	Other	Unknown	18	0
Confirmed	40-49	Other	Unknown	24	0
Confirmed	50-59	Other	Unknown	14	0
Confirmed	60-69	Other	Unknown	11	0
Confirmed	70-79	Other	Unknown	Suppressed	0
Confirmed	80+	Other	Unknown	6	0
Confirmed	Unknown	Other	Unknown	Suppressed	0
Confirmed	0-9	Unknown	Unknown	47	0
Confirmed	10-19	Unknown	Unknown	150	0
Confirmed	20-29	Unknown	Unknown	342	0
Confirmed	30-39	Unknown	Unknown	230	0
Confirmed	40-49	Unknown	Unknown	283	0
Confirmed	50-59	Unknown	Unknown	241	0
Confirmed	60-69	Unknown	Unknown	134	Suppressed

Confirmed	70-79	Unknown	Unknown	67	Suppressed
Confirmed	80+	Unknown	Unknown	55	Suppressed
Confirmed	Unknown	Unknown	Unknown	42	0
Confirmed	0-9	White	Unknown	14	0
Confirmed	10-19	White	Unknown	90	0
Confirmed	20-29	White	Unknown	177	0
Confirmed	30-39	White	Unknown	170	0
Confirmed	40-49	White	Unknown	148	0
Confirmed	50-59	White	Unknown	144	0
Confirmed	60-69	White	Unknown	116	0
Confirmed	70-79	White	Unknown	53	Suppressed
Confirmed	80+	White	Unknown	20	Suppressed
Confirmed	Unknown	White	Unknown	Suppressed	0
Probable	0-9	American Indian/Alaska Native	Female	29	0
Probable	10-19	American Indian/Alaska Native	Female	35	0
Probable	20-29	American Indian/Alaska Native	Female	53	0
Probable	30-39	American Indian/Alaska Native	Female	35	0
Probable	40-49	American Indian/Alaska Native	Female	36	0
Probable	50-59	American Indian/Alaska Native	Female	26	0
Probable	60-69	American Indian/Alaska Native	Female	21	0
Probable	70-79	American Indian/Alaska Native	Female	7	0
Probable	80+	American Indian/Alaska Native	Female	Suppressed	Suppressed
Probable	Unknown	American Indian/Alaska Native	Female	Suppressed	0
Probable	0-9	Asian/Pacific Islander	Female	22	0
Probable	10-19	Asian/Pacific Islander	Female	39	0
Probable	20-29	Asian/Pacific Islander	Female	91	0
Probable	30-39	Asian/Pacific Islander	Female	71	0
Probable	40-49	Asian/Pacific Islander	Female	54	0
Probable	50-59	Asian/Pacific Islander	Female	52	0
Probable	60-69	Asian/Pacific Islander	Female	28	Suppressed
Probable	70-79	Asian/Pacific Islander	Female	12	Suppressed
Probable	80+	Asian/Pacific Islander	Female	Suppressed	0
Probable	Unknown	Asian/Pacific Islander	Female	Suppressed	0
Probable	0-9	Black/African American	Female	89	0
Probable	10-19	Black/African American	Female	164	0
Probable	20-29	Black/African American	Female	424	0
Probable	30-39	Black/African American	Female	385	0
Probable	40-49	Black/African American	Female	333	Suppressed
Probable	50-59	Black/African American	Female	316	11
Probable	60-69	Black/African American	Female	230	15
Probable	70-79	Black/African American	Female	93	15
Probable	80+	Black/African American	Female	71	34
Probable	Unknown	Black/African American	Female	22	0
Probable	0-9	Multiple Races	Female	80	0
Probable	10-19	Multiple Races	Female	150	0
Probable	20-29	Multiple Races	Female	174	0
Probable	30-39	Multiple Races	Female	113	0
Probable	40-49	Multiple Races	Female	121	0
Probable	50-59	Multiple Races	Female	117	0
Probable	60-69	Multiple Races	Female	84	Suppressed



Probable	70-79	Multiple Races	Female	40	0
Probable	80+	Multiple Races	Female	28	7
Probable	Unknown	Multiple Races	Female	40	0
Probable	0-9	Other	Female	60	0
Probable	10-19	Other	Female	126	0
Probable	20-29	Other	Female	183	0
Probable	30-39	Other	Female	142	0
Probable	40-49	Other	Female	131	0
Probable	50-59	Other	Female	86	Suppressed
Probable	60-69	Other	Female	53	Suppressed
Probable	70-79	Other	Female	24	0
Probable	80+	Other	Female	9	Suppressed
Probable	Unknown	Other	Female	14	0
Probable	0-9	Unknown	Female	257	0
Probable	10-19	Unknown	Female	809	0
Probable	20-29	Unknown	Female	1553	0
Probable	30-39	Unknown	Female	1073	0
Probable	40-49	Unknown	Female	1172	0
Probable	50-59	Unknown	Female	1169	Suppressed
Probable	60-69	Unknown	Female	807	Suppressed
Probable	70-79	Unknown	Female	327	Suppressed
Probable	80+	Unknown	Female	228	21
Probable	Unknown	Unknown	Female	1040	0
Probable	0-9	White	Female	823	0
Probable	10-19	White	Female	1970	Suppressed
Probable	20-29	White	Female	2579	0
Probable	30-39	White	Female	2010	Suppressed
Probable	40-49	White	Female	1997	Suppressed
Probable	50-59	White	Female	2082	15
Probable	60-69	White	Female	1446	31
Probable	70-79	White	Female	830	69
Probable	80+	White	Female	1094	248
Probable	Unknown	White	Female	297	0
Probable	0-9	American Indian/Alaska Native	Male	17	0
Probable	10-19	American Indian/Alaska Native	Male	38	0
Probable	20-29	American Indian/Alaska Native	Male	39	0
Probable	30-39	American Indian/Alaska Native	Male	37	0
Probable	40-49	American Indian/Alaska Native	Male	31	0
Probable	50-59	American Indian/Alaska Native	Male	26	0
Probable	60-69	American Indian/Alaska Native	Male	17	Suppressed
Probable	70-79	American Indian/Alaska Native	Male	7	Suppressed
Probable	80+	American Indian/Alaska Native	Male	Suppressed	Suppressed
Probable	Unknown	American Indian/Alaska Native	Male	Suppressed	0
Probable	0-9	Asian/Pacific Islander	Male	28	0
Probable	10-19	Asian/Pacific Islander	Male	40	0
Probable	20-29	Asian/Pacific Islander	Male	85	0
Probable	30-39	Asian/Pacific Islander	Male	71	Suppressed
Probable	40-49	Asian/Pacific Islander	Male	52	0
Probable	50-59	Asian/Pacific Islander	Male	40	Suppressed
Probable	60-69	Asian/Pacific Islander	Male	18	Suppressed

Probable	70-79	Asian/Pacific Islander	Male	7	Suppressed
Probable	80+	Asian/Pacific Islander	Male	Suppressed	Suppressed
Probable	Unknown	Asian/Pacific Islander	Male	Suppressed	0
Probable	0-9	Black/African American	Male	82	0
Probable	10-19	Black/African American	Male	159	Suppressed
Probable	20-29	Black/African American	Male	381	0
Probable	30-39	Black/African American	Male	359	0
Probable	40-49	Black/African American	Male	285	8
Probable	50-59	Black/African American	Male	295	11
Probable	60-69	Black/African American	Male	200	24
Probable	70-79	Black/African American	Male	82	30
Probable	80+	Black/African American	Male	34	19
Probable	Unknown	Black/African American	Male	14	0
Probable	0-9	Multiple Races	Male	66	0
Probable	10-19	Multiple Races	Male	151	0
Probable	20-29	Multiple Races	Male	145	0
Probable	30-39	Multiple Races	Male	94	0
Probable	40-49	Multiple Races	Male	106	Suppressed
Probable	50-59	Multiple Races	Male	93	0
Probable	60-69	Multiple Races	Male	72	Suppressed
Probable	70-79	Multiple Races	Male	34	Suppressed
Probable	80+	Multiple Races	Male	16	7
Probable	Unknown	Multiple Races	Male	45	0
Probable	0-9	Other	Male	53	0
Probable	10-19	Other	Male	140	0
Probable	20-29	Other	Male	180	0
Probable	30-39	Other	Male	151	0
Probable	40-49	Other	Male	135	0
Probable	50-59	Other	Male	86	Suppressed
Probable	60-69	Other	Male	52	Suppressed
Probable	70-79	Other	Male	22	Suppressed
Probable	80+	Other	Male	7	Suppressed
Probable	Unknown	Other	Male	14	0
Probable	0-9	Unknown	Male	289	0
Probable	10-19	Unknown	Male	815	0
Probable	20-29	Unknown	Male	1355	0
Probable	30-39	Unknown	Male	1049	Suppressed
Probable	40-49	Unknown	Male	921	Suppressed
Probable	50-59	Unknown	Male	992	Suppressed
Probable	60-69	Unknown	Male	631	Suppressed
Probable	70-79	Unknown	Male	265	8
Probable	80+	Unknown	Male	139	16
Probable	Unknown	Unknown	Male	886	0
Probable	0-9	White	Male	824	0
Probable	10-19	White	Male	1682	0
Probable	20-29	White	Male	2139	Suppressed
Probable	30-39	White	Male	1660	Suppressed
Probable	40-49	White	Male	1616	6
Probable	50-59	White	Male	1757	17
Probable	60-69	White	Male	1251	45

Probable	70-79	White	Male	727	80
Probable	80+	White	Male	568	168
Probable	Unknown	White	Male	258	0
Probable	0-9	American Indian/Alaska Native	Unknown	0	0
Probable	10-19	American Indian/Alaska Native	Unknown	0	0
Probable	20-29	American Indian/Alaska Native	Unknown	Suppressed	0
Probable	30-39	American Indian/Alaska Native	Unknown	0	0
Probable	40-49	American Indian/Alaska Native	Unknown	Suppressed	0
Probable	50-59	American Indian/Alaska Native	Unknown	0	0
Probable	60-69	American Indian/Alaska Native	Unknown	0	0
Probable	70-79	American Indian/Alaska Native	Unknown	0	0
Probable	80+	American Indian/Alaska Native	Unknown	0	0
Probable	Unknown	American Indian/Alaska Native	Unknown	Suppressed	0
Probable	0-9	Asian/Pacific Islander	Unknown	0	0
Probable	10-19	Asian/Pacific Islander	Unknown	0	0
Probable	20-29	Asian/Pacific Islander	Unknown	Suppressed	0
Probable	30-39	Asian/Pacific Islander	Unknown	Suppressed	0
Probable	40-49	Asian/Pacific Islander	Unknown	Suppressed	0
Probable	50-59	Asian/Pacific Islander	Unknown	Suppressed	0
Probable	60-69	Asian/Pacific Islander	Unknown	0	0
Probable	70-79	Asian/Pacific Islander	Unknown	0	0
Probable	80+	Asian/Pacific Islander	Unknown	0	0
Probable	Unknown	Asian/Pacific Islander	Unknown	Suppressed	0
Probable	0-9	Black/African American	Unknown	Suppressed	0
Probable	10-19	Black/African American	Unknown	Suppressed	0
Probable	20-29	Black/African American	Unknown	7	0
Probable	30-39	Black/African American	Unknown	Suppressed	0
Probable	40-49	Black/African American	Unknown	Suppressed	0
Probable	50-59	Black/African American	Unknown	Suppressed	0
Probable	60-69	Black/African American	Unknown	Suppressed	0
Probable	70-79	Black/African American	Unknown	Suppressed	0
Probable	80+	Black/African American	Unknown	0	0
Probable	Unknown	Black/African American	Unknown	6	0
Probable	0-9	Multiple Races	Unknown	Suppressed	0
Probable	10-19	Multiple Races	Unknown	Suppressed	0
Probable	20-29	Multiple Races	Unknown	9	0
Probable	30-39	Multiple Races	Unknown	11	0
Probable	40-49	Multiple Races	Unknown	Suppressed	0
Probable	50-59	Multiple Races	Unknown	Suppressed	0
Probable	60-69	Multiple Races	Unknown	Suppressed	0
Probable	70-79	Multiple Races	Unknown	0	0
Probable	80+	Multiple Races	Unknown	0	0
Probable	Unknown	Multiple Races	Unknown	10	0
Probable	0-9	Other	Unknown	Suppressed	0
Probable	10-19	Other	Unknown	Suppressed	0
Probable	20-29	Other	Unknown	Suppressed	0
Probable	30-39	Other	Unknown	Suppressed	0
Probable	40-49	Other	Unknown	Suppressed	0
Probable	50-59	Other	Unknown	Suppressed	0
Probable	60-69	Other	Unknown	Suppressed	0

Probable	70-79	Other	Unknown	0	0
Probable	80+	Other	Unknown	0	0
Probable	Unknown	Other	Unknown	0	0
Probable	0-9	Unknown	Unknown	59	0
Probable	10-19	Unknown	Unknown	158	0
Probable	20-29	Unknown	Unknown	351	0
Probable	30-39	Unknown	Unknown	278	0
Probable	40-49	Unknown	Unknown	300	Suppressed
Probable	50-59	Unknown	Unknown	262	0
Probable	60-69	Unknown	Unknown	173	0
Probable	70-79	Unknown	Unknown	77	Suppressed
Probable	80+	Unknown	Unknown	31	Suppressed
Probable	Unknown	Unknown	Unknown	1503	0
Probable	0-9	White	Unknown	21	0
Probable	10-19	White	Unknown	36	0
Probable	20-29	White	Unknown	35	0
Probable	30-39	White	Unknown	27	0
Probable	40-49	White	Unknown	28	0
Probable	50-59	White	Unknown	28	0
Probable	60-69	White	Unknown	11	Suppressed
Probable	70-79	White	Unknown	13	0
Probable	80+	White	Unknown	Suppressed	0
Probable	Unknown	White	Unknown	37	0

# PUBLIC USE DATASETS

## COVID-19 Tests by County

### README

Data includes tests by type (diagnostic, serology or total combined) by county.

Diagnostic tests are used to find current infection and look for genes or proteins from the severe acute respiratory syndrome coronavirus 2 (SARS-CoV-2), the virus that causes COVID-19. These tests, which are performed as nasal swabs, include: Nucleic acid amplification test/real-time polymerase chain reaction (NAAT/RT-PCR) test and rapid virus antigen detection point of care (POC) tests.

Serology tests are used to look for the possibility of previous infection. Serology tests look for antibodies to SARS-CoV-2 in the blood. There are currently two types of serology tests: the enzyme-linked immunosorbent assay (ELISA) test and the rapid antibody detection POC test. Serology tests do not diagnose disease and do not guarantee immunity, but might provide information about previous infection.

Correctional includes state and federal prisons and county and city detection facilities.

Testing data represents total tests performed, not individuals tested. A single individual may have more than one test completed.

# COVID-19 TESTS BY COUNTY 2021-02-17

Updated	COUNTY	TestType	Count	RatePerMillion
2021/02/17 14:01:32	Alcona	Diagnostic	5318	511100
2021/02/17 14:01:32	Alcona	Serology	155	14897
2021/02/17 14:01:32	Alcona	Total	5473	525997
2021/02/17 14:01:32	Alger	Diagnostic	6312	693017
2021/02/17 14:01:32	Alger	Serology	334	36671
2021/02/17 14:01:32	Alger	Total	6646	729688
2021/02/17 14:01:32	Allegan	Serology	2528	21409
2021/02/17 14:01:32	Allegan	Diagnostic	93981	795903
2021/02/17 14:01:32	Allegan	Total	96509	817312
2021/02/17 14:01:32	Alpena	Diagnostic	14886	524063
2021/02/17 14:01:32	Alpena	Serology	611	21510
2021/02/17 14:01:32	Alpena	Total	15497	545573
2021/02/17 14:01:32	Antrim	Diagnostic	17446	747985
2021/02/17 14:01:32	Antrim	Serology	622	26668
2021/02/17 14:01:32	Antrim	Total	18068	774653
2021/02/17 14:01:32	Arenac	Diagnostic	11804	793120
2021/02/17 14:01:32	Arenac	Serology	404	27145
2021/02/17 14:01:32	Arenac	Total	12208	820265
2021/02/17 14:01:32	Baraga	Diagnostic	7249	883055
2021/02/17 14:01:32	Baraga	Serology	59	7187
2021/02/17 14:01:32	Baraga	Total	7308	890242
2021/02/17 14:01:32	Barry	Diagnostic	45589	740682
2021/02/17 14:01:32	Barry	Serology	1659	26954
2021/02/17 14:01:32	Barry	Total	47248	767636
2021/02/17 14:01:32	Bay	Diagnostic	100582	975331
2021/02/17 14:01:32	Bay	Serology	5954	57735
2021/02/17 14:01:32	Bay	Total	106536	1033066
2021/02/17 14:01:32	Benzie	Diagnostic	10412	586063
2021/02/17 14:01:32	Benzie	Serology	633	35630
2021/02/17 14:01:32	Benzie	Total	11045	621693
2021/02/17 14:01:32	Berrien	Diagnostic	191010	1245168
2021/02/17 14:01:32	Berrien	Serology	5053	32940
2021/02/17 14:01:32	Berrien	Total	196063	1278108
2021/02/17 14:01:32	Branch	Serology	426	9789
2021/02/17 14:01:32	Branch	Diagnostic	32287	741940
2021/02/17 14:01:32	Branch	Total	32713	751729
2021/02/17 14:01:32	Calhoun	Diagnostic	156834	1169016
2021/02/17 14:01:32	Calhoun	Serology	1623	12098
2021/02/17 14:01:32	Calhoun	Total	158457	1181113
2021/02/17 14:01:32	Cass	Diagnostic	31997	617858
2021/02/17 14:01:32	Cass	Serology	586	11316
2021/02/17 14:01:32	Cass	Total	32583	629173
2021/02/17 14:01:32	Charlevoix	Diagnostic	18650	713384
2021/02/17 14:01:32	Charlevoix	Serology	942	36033
2021/02/17 14:01:32	Charlevoix	Total	19592	749417
2021/02/17 14:01:32	Cheboygan	Diagnostic	11764	465422
2021/02/17 14:01:32	Cheboygan	Serology	517	20454

2021/02/17 14:01:32	Cheboygan	Total	12281	485876
2021/02/17 14:01:32	Chippewa	Diagnostic	18535	496265
2021/02/17 14:01:32	Chippewa	Serology	262	7015
2021/02/17 14:01:32	Chippewa	Total	18797	503280
2021/02/17 14:01:32	Clare	Serology	849	27431
2021/02/17 14:01:32	Clare	Diagnostic	16585	535864
2021/02/17 14:01:32	Clare	Total	17434	563296
2021/02/17 14:01:32	Clinton	Serology	3730	46862
2021/02/17 14:01:32	Clinton	Diagnostic	47032	590891
2021/02/17 14:01:32	Clinton	Total	50762	637754
2021/02/17 14:01:32	Correctional	Serology	20422	
2021/02/17 14:01:32	Correctional	Diagnostic	560988	
2021/02/17 14:01:32	Correctional	Total	581410	
2021/02/17 14:01:32	Crawford	Diagnostic	8099	577304
2021/02/17 14:01:32	Crawford	Serology	283	20172
2021/02/17 14:01:32	Crawford	Total	8382	597477
2021/02/17 14:01:32	Delta	Serology	749	20931
2021/02/17 14:01:32	Delta	Diagnostic	33272	929801
2021/02/17 14:01:32	Delta	Total	34021	950732
2021/02/17 14:01:32	Detroit City	Serology	23626	36359
2021/02/17 14:01:32	Detroit City	Diagnostic	612404	942444
2021/02/17 14:01:32	Detroit City	Total	636030	978803
2021/02/17 14:01:32	Dickinson	Diagnostic	15326	607235
2021/02/17 14:01:32	Dickinson	Serology	153	6062
2021/02/17 14:01:32	Dickinson	Total	15479	613297
2021/02/17 14:01:32	Eaton	Diagnostic	98648	894620
2021/02/17 14:01:32	Eaton	Serology	5558	50404
2021/02/17 14:01:32	Eaton	Total	104206	945025
2021/02/17 14:01:32	Emmet	Diagnostic	23900	715248
2021/02/17 14:01:32	Emmet	Serology	1426	42675
2021/02/17 14:01:32	Emmet	Total	25326	757923
2021/02/17 14:01:32	Genesee	Diagnostic	301941	744040
2021/02/17 14:01:32	Genesee	Serology	17802	43867
2021/02/17 14:01:32	Genesee	Total	319743	787907
2021/02/17 14:01:32	Gladwin	Diagnostic	14656	575897
2021/02/17 14:01:32	Gladwin	Serology	975	38312
2021/02/17 14:01:32	Gladwin	Total	15631	614209
2021/02/17 14:01:32	Gogebic	Diagnostic	15851	1134240
2021/02/17 14:01:32	Gogebic	Serology	258	18462
2021/02/17 14:01:32	Gogebic	Total	16109	1152701
2021/02/17 14:01:32	Grand Traverse	Diagnostic	70547	757853
2021/02/17 14:01:32	Grand Traverse	Serology	5320	57150
2021/02/17 14:01:32	Grand Traverse	Total	75867	815003
2021/02/17 14:01:32	Gratiot	Diagnostic	43845	1076982
2021/02/17 14:01:32	Gratiot	Serology	964	23679
2021/02/17 14:01:32	Gratiot	Total	44809	1100661
2021/02/17 14:01:32	Hillsdale	Diagnostic	36257	795022
2021/02/17 14:01:32	Hillsdale	Serology	875	19186
2021/02/17 14:01:32	Hillsdale	Total	37132	814209
2021/02/17 14:01:32	Houghton	Diagnostic	38778	1086706

2021/02/17 14:01:32	Houghton	Serology	251	7034
2021/02/17 14:01:32	Houghton	Total	39029	1093739
2021/02/17 14:01:32	Huron	Serology	617	19915
2021/02/17 14:01:32	Huron	Diagnostic	24113	778316
2021/02/17 14:01:32	Huron	Total	24730	798231
2021/02/17 14:01:32	Ingham	Serology	18181	62177
2021/02/17 14:01:32	Ingham	Diagnostic	269625	922091
2021/02/17 14:01:32	Ingham	Total	287806	984268
2021/02/17 14:01:32	Ionia	Diagnostic	61408	949163
2021/02/17 14:01:32	Ionia	Serology	2008	31037
2021/02/17 14:01:32	Ionia	Total	63416	980200
2021/02/17 14:01:32	Iosco	Diagnostic	19524	777013
2021/02/17 14:01:32	Iosco	Serology	541	21531
2021/02/17 14:01:32	Iosco	Total	20065	798543
2021/02/17 14:01:32	Iron	Diagnostic	21936	1982288
2021/02/17 14:01:32	Iron	Serology	122	11025
2021/02/17 14:01:32	Iron	Total	22058	1993313
2021/02/17 14:01:32	Isabella	Diagnostic	42577	609357
2021/02/17 14:01:32	Isabella	Serology	1217	17418
2021/02/17 14:01:32	Isabella	Total	43794	626775
2021/02/17 14:01:32	Jackson	Diagnostic	169072	1066633
2021/02/17 14:01:32	Jackson	Serology	3222	20327
2021/02/17 14:01:32	Jackson	Total	172294	1086960
2021/02/17 14:01:32	Kalamazoo	Diagnostic	239949	905242
2021/02/17 14:01:32	Kalamazoo	Serology	6282	23700
2021/02/17 14:01:32	Kalamazoo	Total	246231	928942
2021/02/17 14:01:32	Kalkaska	Diagnostic	13727	761005
2021/02/17 14:01:32	Kalkaska	Serology	583	32321
2021/02/17 14:01:32	Kalkaska	Total	14310	793325
2021/02/17 14:01:32	Kent	Diagnostic	704701	1072678
2021/02/17 14:01:32	Kent	Serology	39677	60395
2021/02/17 14:01:32	Kent	Total	744378	1133073
2021/02/17 14:01:32	Keweenaw	Diagnostic	1817	858696
2021/02/17 14:01:32	Keweenaw	Serology	31	14650
2021/02/17 14:01:32	Keweenaw	Total	1848	873346
2021/02/17 14:01:32	Lake	Serology	184	15523
2021/02/17 14:01:32	Lake	Diagnostic	9267	781827
2021/02/17 14:01:32	Lake	Total	9451	797351
2021/02/17 14:01:32	Lapeer	Diagnostic	50597	577545
2021/02/17 14:01:32	Lapeer	Serology	2912	33239
2021/02/17 14:01:32	Lapeer	Total	53509	610785
2021/02/17 14:01:32	Leelanau	Diagnostic	10502	482606
2021/02/17 14:01:32	Leelanau	Serology	823	37820
2021/02/17 14:01:32	Leelanau	Total	11325	520426
2021/02/17 14:01:32	Lenawee	Diagnostic	97867	994068
2021/02/17 14:01:32	Lenawee	Serology	1787	18151
2021/02/17 14:01:32	Lenawee	Total	99654	1012219
2021/02/17 14:01:32	Livingston	Serology	7070	36824
2021/02/17 14:01:32	Livingston	Diagnostic	158286	824428
2021/02/17 14:01:32	Livingston	Total	165356	861252



2021/02/17 14:01:32	Luce	Diagnostic	4317	693049
2021/02/17 14:01:32	Luce	Serology	37	5940
2021/02/17 14:01:32	Luce	Total	4354	698989
2021/02/17 14:01:32	Mackinac	Diagnostic	6599	611075
2021/02/17 14:01:32	Mackinac	Serology	113	10464
2021/02/17 14:01:32	Mackinac	Total	6712	621539
2021/02/17 14:01:32	Macomb	Diagnostic	674495	771758
2021/02/17 14:01:32	Macomb	Serology	51059	58422
2021/02/17 14:01:32	Macomb	Total	725554	830180
2021/02/17 14:01:32	Manistee	Serology	827	33675
2021/02/17 14:01:32	Manistee	Diagnostic	15074	613812
2021/02/17 14:01:32	Manistee	Total	15901	647488
2021/02/17 14:01:32	Marquette	Serology	1233	18486
2021/02/17 14:01:32	Marquette	Diagnostic	104211	1562407
2021/02/17 14:01:32	Marquette	Total	105444	1580893
2021/02/17 14:01:32	Mason	Serology	867	29749
2021/02/17 14:01:32	Mason	Diagnostic	26227	899911
2021/02/17 14:01:32	Mason	Total	27094	929660
2021/02/17 14:01:32	Mecosta	Serology	843	19400
2021/02/17 14:01:32	Mecosta	Diagnostic	31447	723701
2021/02/17 14:01:32	Mecosta	Total	32290	743102
2021/02/17 14:01:32	Menominee	Serology	128	5619
2021/02/17 14:01:32	Menominee	Diagnostic	19692	864442
2021/02/17 14:01:32	Menominee	Total	19820	870061
2021/02/17 14:01:32	Midland	Serology	6163	74114
2021/02/17 14:01:32	Midland	Diagnostic	49127	590781
2021/02/17 14:01:32	Midland	Total	55290	664895
2021/02/17 14:01:32	Missaukee	Diagnostic	8200	542400
2021/02/17 14:01:32	Missaukee	Serology	539	35653
2021/02/17 14:01:32	Missaukee	Total	8739	578053
2021/02/17 14:01:32	Monroe	Diagnostic	121968	810419
2021/02/17 14:01:32	Monroe	Serology	4949	32884
2021/02/17 14:01:32	Monroe	Total	126917	843302
2021/02/17 14:01:32	Montcalm	Serology	2023	31665
2021/02/17 14:01:32	Montcalm	Diagnostic	61197	957879
2021/02/17 14:01:32	Montcalm	Total	63220	989544
2021/02/17 14:01:32	Montmorency	Diagnostic	5607	601093
2021/02/17 14:01:32	Montmorency	Serology	316	33877
2021/02/17 14:01:32	Montmorency	Total	5923	634970
2021/02/17 14:01:32	Muskegon	Diagnostic	169615	977236
2021/02/17 14:01:32	Muskegon	Serology	3111	17924
2021/02/17 14:01:32	Muskegon	Total	172726	995160
2021/02/17 14:01:32	Newaygo	Serology	1510	30829
2021/02/17 14:01:32	Newaygo	Diagnostic	34866	711842
2021/02/17 14:01:32	Newaygo	Total	36376	742670
2021/02/17 14:01:32	Oakland	Diagnostic	1069558	850486
2021/02/17 14:01:32	Oakland	Serology	100726	80095
2021/02/17 14:01:32	Oakland	Total	1170284	930581
2021/02/17 14:01:32	Oceana	Diagnostic	28369	1071863
2021/02/17 14:01:32	Oceana	Serology	771	29131

2021/02/17 14:01:32	Oceana	Total	29140	1100994
2021/02/17 14:01:32	Ogemaw	Diagnostic	14480	689622
2021/02/17 14:01:32	Ogemaw	Serology	465	22146
2021/02/17 14:01:32	Ogemaw	Total	14945	711768
2021/02/17 14:01:32	Ontonagon	Diagnostic	6510	1138112
2021/02/17 14:01:32	Ontonagon	Serology	68	11888
2021/02/17 14:01:32	Ontonagon	Total	6578	1150000
2021/02/17 14:01:32	Osceola	Serology	797	33973
2021/02/17 14:01:32	Osceola	Diagnostic	18819	802174
2021/02/17 14:01:32	Osceola	Total	19616	836147
2021/02/17 14:01:32	Oscoda	Diagnostic	4313	523359
2021/02/17 14:01:32	Oscoda	Serology	290	35190
2021/02/17 14:01:32	Oscoda	Total	4603	558549
2021/02/17 14:01:32	Otsego	Diagnostic	15560	630777
2021/02/17 14:01:32	Otsego	Serology	810	32836
2021/02/17 14:01:32	Otsego	Total	16370	663613
2021/02/17 14:01:32	Ottawa	Serology	12268	42038
2021/02/17 14:01:32	Ottawa	Diagnostic	301986	1034801
2021/02/17 14:01:32	Ottawa	Total	314254	1076839
2021/02/17 14:01:32	Presque Isle	Serology	430	34149
2021/02/17 14:01:32	Presque Isle	Diagnostic	8239	654304
2021/02/17 14:01:32	Presque Isle	Total	8669	688453
2021/02/17 14:01:32	Roscommon	Diagnostic	14646	609767
2021/02/17 14:01:32	Roscommon	Serology	595	24772
2021/02/17 14:01:32	Roscommon	Total	15241	634539
2021/02/17 14:01:32	Saginaw	Serology	7857	41236
2021/02/17 14:01:32	Saginaw	Diagnostic	200816	1053936
2021/02/17 14:01:32	Saginaw	Total	208673	1095172
2021/02/17 14:01:32	Sanilac	Diagnostic	39909	969371
2021/02/17 14:01:32	Sanilac	Serology	1055	25625
2021/02/17 14:01:32	Sanilac	Total	40964	994996
2021/02/17 14:01:32	Schoolcraft	Diagnostic	5230	646158
2021/02/17 14:01:32	Schoolcraft	Serology	62	7660
2021/02/17 14:01:32	Schoolcraft	Total	5292	653818
2021/02/17 14:01:32	Shiawassee	Serology	2283	33513
2021/02/17 14:01:32	Shiawassee	Diagnostic	52726	773994
2021/02/17 14:01:32	Shiawassee	Total	55009	807507
2021/02/17 14:01:32	St Clair	Diagnostic	106928	671962
2021/02/17 14:01:32	St Clair	Serology	6950	43676
2021/02/17 14:01:32	St Clair	Total	113878	715638
2021/02/17 14:01:32	St Joseph	Serology	1412	23161
2021/02/17 14:01:32	St Joseph	Diagnostic	47015	771193
2021/02/17 14:01:32	St Joseph	Total	48427	794354
2021/02/17 14:01:32	Tuscola	Diagnostic	49210	941908
2021/02/17 14:01:32	Tuscola	Serology	1756	33611
2021/02/17 14:01:32	Tuscola	Total	50966	975519
2021/02/17 14:01:32	Unknown	Diagnostic	468392	
2021/02/17 14:01:32	Unknown	Serology	23035	
2021/02/17 14:01:32	Unknown	Total	491427	
2021/02/17 14:01:32	Van Buren	Diagnostic	76746	1014126

2021/02/17 14:01:32	Van Buren	Serology	1569	20733
2021/02/17 14:01:32	Van Buren	Total	78315	1034859
2021/02/17 14:01:32	Washtenaw	Serology	15868	43166
2021/02/17 14:01:32	Washtenaw	Diagnostic	479835	1305315
2021/02/17 14:01:32	Washtenaw	Total	495703	1348481
2021/02/17 14:01:32	Wayne	Serology	67522	61172
2021/02/17 14:01:32	Wayne	Diagnostic	1063156	963168
2021/02/17 14:01:32	Wayne	Total	1130678	1024339
2021/02/17 14:01:32	Wexford	Diagnostic	22588	671642
2021/02/17 14:01:32	Wexford	Serology	1031	30656
2021/02/17 14:01:32	Wexford	Total	23619	702298

# PUBLIC USE DATASETS

## Diagnostic Tests by Result and County

### README

Data include diagnostic tests for COVID-19 by date and county.

Diagnostic tests are used to find current infection and look for genes or proteins from the severe acute respiratory syndrome coronavirus 2 (SARS-CoV-2), the virus that causes COVID-19. These tests, which are performed as nasal swabs, include: Nucleic acid amplification test/real-time polymerase chain reaction (NAAT/RT-PCR) test and rapid virus antigen detection point of care (POC) tests.

Correctional includes state and federal prisons and county and city detention facilities.

Testing data represents total tests performed, not individuals tested. A single individual may have more than one test completed.

The total number of positive tests may exceed the number of confirmed cases due to 1) a single individual may have more than one test performed; 2) MDHHS may receive data on positive tests in advance of a local health department classifying an individual as a confirmed or probable case, and 3) although efforts have been made to de-duplicate testing data, some duplication may occur.

**DIAGNOSTIC TESTS BY RESULT AND COUNTY 2021-02-17**

MessageDate	COUNTY	Negative	Positive	Total
2/16/2021	Alcona	11	0	11
2/16/2021	Alger	9	0	9
2/16/2021	Allegan	426	13	439
2/16/2021	Alpena	35	4	39
2/16/2021	Antrim	110	0	110
2/16/2021	Arenac	35	0	35
2/16/2021	Baraga	10	1	11
2/16/2021	Barry	121	5	126
2/16/2021	Bay	454	11	465
2/16/2021	Benzie	25	2	27
2/16/2021	Berrien	892	27	919
2/16/2021	Branch	87	4	91
2/16/2021	Calhoun	435	14	449
2/16/2021	Cass	99	4	103
2/16/2021	Charlevoix	40	0	40
2/16/2021	Cheboygan	21	3	24
2/16/2021	Chippewa	28	1	29
2/16/2021	Clare	51	1	52
2/16/2021	Clinton	86	1	87
2/16/2021	Correctional	269	41	310
2/16/2021	Crawford	34	2	36
2/16/2021	Delta	50	0	50
2/16/2021	Detroit City	2057	42	2099
2/16/2021	Dickinson	82	1	83
2/16/2021	Eaton	219	18	237
2/16/2021	Emmet	30	1	31
2/16/2021	Genesee	746	26	772
2/16/2021	Gladwin	50	0	50
2/16/2021	Gogebic	50	6	56
2/16/2021	Grand Traverse	186	4	190
2/16/2021	Gratiot	196	1	197
2/16/2021	Hillsdale	94	5	99
2/16/2021	Houghton	139	15	154
2/16/2021	Huron	53	1	54
2/16/2021	Ingham	608	35	643
2/16/2021	Ionia	157	6	163
2/16/2021	Iosco	31	3	34
2/16/2021	Iron	27	0	27
2/16/2021	Isabella	93	4	97
2/16/2021	Jackson	350	18	368
2/16/2021	Kalamazoo	667	26	693
2/16/2021	Kalkaska	28	1	29
2/16/2021	Kent	2135	102	2237
2/16/2021	Keweenaw	2	0	2
2/16/2021	Lake	26	0	26
2/16/2021	Lapeer	104	6	110
2/16/2021	Leelanau	22	0	22

2/16/2021	Lenawee	374	25	399
2/16/2021	Livingston	340	16	356
2/16/2021	Luce	3	0	3
2/16/2021	Mackinac	5	0	5
2/16/2021	Macomb	1467	76	1543
2/16/2021	Manistee	56	0	56
2/16/2021	Marquette	101	0	101
2/16/2021	Mason	79	1	80
2/16/2021	Mecosta	96	4	100
2/16/2021	Menominee	105	1	106
2/16/2021	Midland	209	0	209
2/16/2021	Missaukee	23	1	24
2/16/2021	Monroe	492	13	505
2/16/2021	Montcalm	165	7	172
2/16/2021	Montmorency	13	0	13
2/16/2021	Muskegon	627	17	644
2/16/2021	Newaygo	147	10	157
2/16/2021	Oakland	2420	90	2510
2/16/2021	Oceana	105	4	109
2/16/2021	Ogemaw	36	3	39
2/16/2021	Ontonagon	11	0	11
2/16/2021	Osceola	63	1	64
2/16/2021	Oscoda	12	1	13
2/16/2021	Otsego	65	3	68
2/16/2021	Ottawa	1259	60	1319
2/16/2021	Presque Isle	13	2	15
2/16/2021	Roscommon	42	2	44
2/16/2021	Saginaw	650	21	671
2/16/2021	Sanilac	171	6	177
2/16/2021	Schoolcraft	1	0	1
2/16/2021	Shiawassee	124	7	131
2/16/2021	St Clair	254	7	261
2/16/2021	St Joseph	171	3	174
2/16/2021	Tuscola	117	20	137
2/16/2021	Unknown	659	25	684
2/16/2021	Van Buren	195	6	201
2/16/2021	Washtenaw	1940	41	1981
2/16/2021	Wayne	2426	104	2530
2/16/2021	Wexford	57	9	66