



Western Michigan University
ScholarWorks at WMU

Cumulative Michigan COVID-19 Data

Michigan COVID-19 State Data

2-22-2021

2021-02-22_MichiganOverview_COVIDstats

Michigan Department of Health & Human Services

Follow this and additional works at: <https://scholarworks.wmich.edu/michigan-covid-data-state-cumulative>



Part of the Public Health Commons

WMU ScholarWorks Citation

Michigan Department of Health & Human Services, "2021-02-22_MichiganOverview_COVIDstats" (2021).
Cumulative Michigan COVID-19 Data. 307.

<https://scholarworks.wmich.edu/michigan-covid-data-state-cumulative/307>

This Website is brought to you for free and open access
by the Michigan COVID-19 State Data at ScholarWorks at
WMU. It has been accepted for inclusion in Cumulative
Michigan COVID-19 Data by an authorized administrator
of ScholarWorks at WMU. For more information, please
contact wmu-scholarworks@wmich.edu.



Coronavirus

MI SAFE START

CONTAIN COVID

RESOURCES

PRESS RELEASES

DONATE

VIDEO UPDATES

CORONAVIRUS / MICHIGAN DATA

Michigan Data

Hospitals

Long Term
Care Facilities

Coronavirus
Symptoms

Cumulative
Recovered

Outbreak
Reporting

School-Related
Outbreak
Reporting

Wastewater
Surveillance

Testing
Turnaround
Time

MIS-C Data
and Reporting

Data and
Modeling
Updates

Note on cases (02/22/21): Today's daily case count represents new referrals of confirmed cases to the MDSS since Saturday, February 20th. Over the two days, Sunday and Monday, the average number of new confirmed cases is 742 per day.

The State of Michigan is working around the clock to test and treat COVID-19 patients. Below is the most recent data healthcare experts across the state have compiled. It is updated Monday - Saturday.

CURRENT STATUS

DAILY CASES

CUMULATIVE TRENDS

DEMOGRAPHICS

TOTAL TESTING

DIAGNOSTIC TESTING

LEARN MORE

View Cases

View Deaths

View Table

Select Preparedness Region:

All

Select County:

All

This report is provisional and subject to change. City of Detroit and Wayne County are reported separately. MDHHS began tracking probable cases April 5, 2020. FCI indicates federal correctional institute. MDOC indicates Michigan Department of Corrections. Diagnostic tests, including nucleic acid amplification/real-time polymerase chain reaction (NAAT/RT-PCR) and rapid virus antigen detection point of care (POC) tests, look for current infection. Serology (antibody) tests are used to look for the possibility of previous infection.

Source: Michigan Disease Surveillance System (MDSS) and Vital Records.

COVID-19 Cases by County

Confirmed cases include individuals with a positive diagnostic test for COVID-19. Probable cases include individuals with COVID-19 symptoms and an epidemiologic link to confirmed COVID-19, but no diagnostic test.

Cases by County

23-435

436-2361

2362-11339

11340-73920

73921+

Michigan

Monday, February 22, 2021

Michigan (Statewide) Case Fatality Rate

2.6%

Current Totals

Case Status	Cases	Deaths
Confirmed	581,403	15,362
Probable	56,525	981
Total	637,928	16,343

Laboratory Testing

Test Type	Tests Performed
Diagnostic	10,191,403
Serology	518,209
Total	10,709,612

Microsoft Power BI

< 1 of 7 >

Cases by Hispanic/Latino Ethnicity

Hispanic/Latino Ethnicity	Percentage of Overall Cases by Ethnicity	Percentage of Deceased Cases by Ethnicity
Hispanic/Latino	5.68%	2.99%

PUBLIC USE DATASETS 02/22/2021

Have questions?
Chat with Robin

(Downloadable .xlsx files)

https://www.michigan.gov/coronavirus/0,9753,7-406-98163_98173---,00.html

1/2

Hispanic/Latino Ethnicity	Percentage of Overall Cases by Ethnicity	Percentage of Deceased Cases by Ethnicity
Non-Hispanic Latino	70.52%	84.28%
Unknown	23.80%	12.73%

Totals may not add to 100% due to rounding

Cases and Deaths by County

Cases and Deaths by County by Date of Onset of Symptoms and Date of Death

Cases by Demographics Statewide

COVID-19 Tests by County

Diagnostic Tests by Result and County

Cases by Arab Ethnicity

Arab Ethnicity	Percentage of Overall Cases by Ethnicity	Percentage of Deceased Cases by Ethnicity
Arab	2.95%	1.77%
Non-Arab	52.08%	55.62%
Unknown	44.97%	42.61%

Totals may not add to 100% due to rounding

[MICHIGAN.GOV HOME](#)

[ADA](#)

[MICHIGAN NEWS](#)

[POLICIES](#)

COPYRIGHT 2021 STATE OF MICHIGAN

Cumulative Total of Recovered COVID-19 Cases

Cumulative Total of Recovered COVID-19 Cases (as of 02/19/2021): **529,080**

During this response, MDHHS is reviewing vital records statistics to identify any laboratory confirmed COVID-19 cases who are 30 days out from their onset of illness to represent recovery status. As the pandemic continues to impact Michigan, this pool will expand to include more cases. Recovered is defined as the number of persons with a confirmed COVID-19 diagnosis who are alive 30 days post-onset (or referral date if onset is not available). The number of persons recovered on February 19, 2021 represents COVID-19 confirmed individuals with an onset date on or prior to January 20, 2021. If an individual dies from a COVID-related cause >30 days from onset/referral, they are removed from the number of persons recovered. These numbers will be updated every Saturday.

Source: Michigan Disease Surveillance System and Vital Records



Have questions?
Chat with Robin

[View Cases](#)[View Deaths](#)[View Table](#)

Select Preparedness Region:

All



Select County:

All



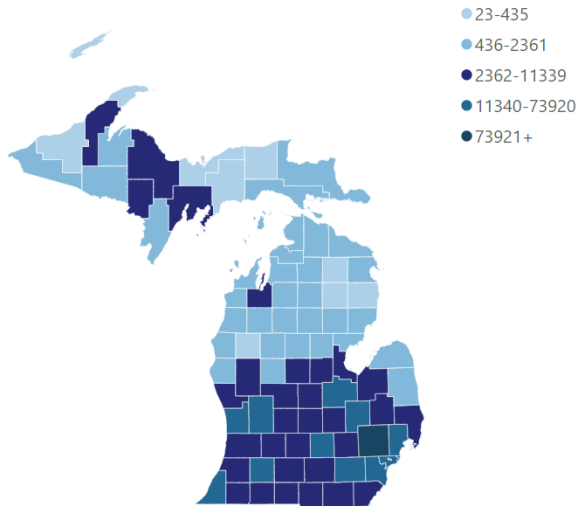
This report is provisional and subject to change. City of Detroit and Wayne County are reported separately. MDHHS began tracking probable cases April 5, 2020. FCI indicates federal correctional institute. MDOC indicates Michigan Department of Corrections. Diagnostic tests, including nucleic acid amplification/real-time polymerase chain reaction (NAAT/RT-PCR) and rapid virus antigen detection point of care (POC) tests, look for current infection. Serology (antibody) tests are used to look for the possibility of previous infection.

Source: Michigan Disease Surveillance System (MDSS) and Vital Records.

COVID-19 Cases by County

Confirmed cases include individuals with a positive diagnostic test for COVID-19. Probable cases include individuals with COVID-19 symptoms and an epidemiologic link to confirmed COVID-19, but no diagnostic test.

Cases by County



Michigan

Monday, February 22, 2021

Michigan (Statewide) Case Fatality Rate

2.6%

Current Totals

Case Status	Cases	Deaths
Confirmed	581,403	15,362
Probable	56,525	981
Total	637,928	16,343

Laboratory Testing

Test Type	Tests Performed
Diagnostic	10,191,403
Serology	518,209
Total	10,709,612

[View Cases](#)[View Deaths](#)[View Table](#)

Select Preparedness Region:

All



Select County:

All



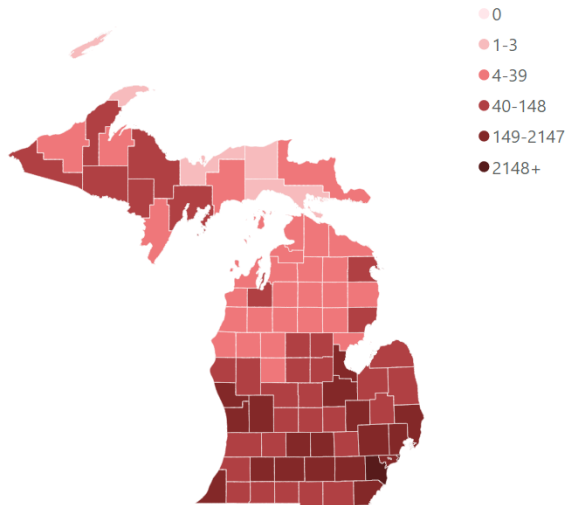
This report is provisional and subject to change. City of Detroit and Wayne County are reported separately. MDHHS began tracking probable cases April 5, 2020. FCI indicates federal correctional institute. MDOC indicates Michigan Department of Corrections. Diagnostic tests, including nucleic acid amplification/real-time polymerase chain reaction (NAAT/RT-PCR) and rapid virus antigen detection point of care (POC) tests, look for current infection. Serology (antibody) tests are used to look for the possibility of previous infection.

Source: Michigan Disease Surveillance System (MDSS) and Vital Records.

COVID-19 Deaths by County

Confirmed deaths include individuals who had a confirmed COVID-19 infection and are classified as deceased by the case investigation, have COVID-19 indicated as a cause of death on their death certificate, or who die within 30 days of infection and their manner of death is listed as natural. Probable deaths include individuals who have COVID indicated on their death certificate, but have not had a positive diagnostic test.

Deaths by County



Michigan

Monday, February 22, 2021

Michigan (Statewide) Case Fatality Rate

2.6%

Current Totals

Case Status	Cases	Deaths
Confirmed	581,403	15,362
Probable	56,525	981
Total	637,928	16,343

Laboratory Testing

Test Type	Tests Performed
Diagnostic	10,191,403
Serology	518,209
Total	10,709,612

Confirmed Cases

Deaths

View Table

Select Preparedness Region:

All



Select County:

All



Cases are shown by onset date or by lab specimen collection date if onset date was unavailable. Deaths are shown by date of death or date of last status update if date of death was unavailable. Tracking of probable cases and deaths did not begin until April 5, 2020, therefore only probable cases referred for investigation on or after April 5, 2020 are displayed (onset may have been prior).

Notes: FCI indicates federal correctional institute. MDOC indicates Michigan Department of Corrections.

Daily Cases by Status

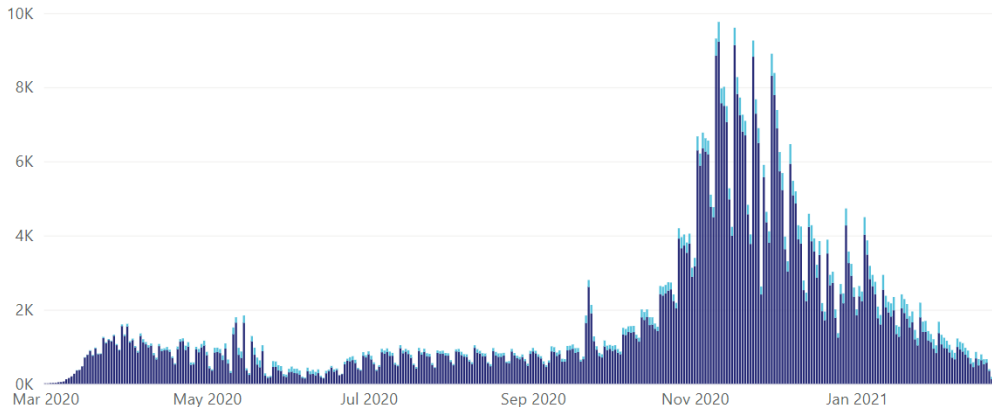
The number of daily confirmed cases represent the total number of people who had a positive diagnostic test for COVID-19 by the date of the onset of their symptoms.

Filter by Date:

3/1/2020

2/22/2021

Cases by Date of Onset

Case Status ● Confirmed ● Probable

Confirmed Cases

Deaths

View Table

Select Preparedness Region:

All

Select County:

All

Cases are shown by onset date or by lab specimen collection date if onset date was unavailable. Deaths are shown by date of death or date of last status update if date of death was unavailable. Tracking of probable cases and deaths did not begin until April 5, 2020, therefore only probable cases referred for investigation on or after April 5, 2020 are displayed (onset may have been prior).

Notes: FCI indicates federal correctional institute. MDOC indicates Michigan Department of Corrections.

Daily Deaths by Status

Confirmed deaths include individuals who had a confirmed COVID-19 infection and are classified as deceased by the case investigation, have COVID-19 indicated as a cause of death on their death certificate, or who die within 30 days of infection and their manner of death is listed as natural. Data are shown by the date of death.

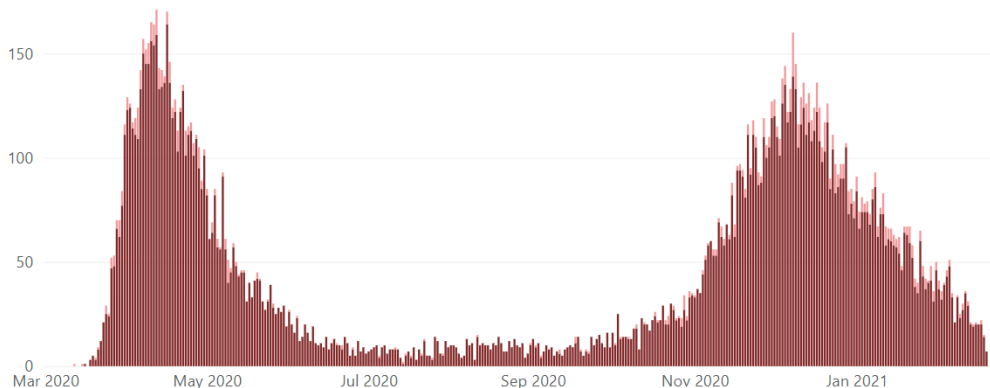
Filter by Date:

3/1/2020

2/22/2021

Deaths by Date of Death

Case Status ● Confirmed ● Probable



View Table

View Chart

Select Preparedness Region:

All

Select County:

All

Cases are shown by onset date or by lab specimen collection date if onset date was unavailable. Deaths are shown by date of death or date of last status update if date of death was unavailable. Tracking of probable cases and deaths did not begin until April 5, 2020, therefore these data are not displayed by date.

Notes: FCI indicates federal correctional institute. MDOC indicates Michigan Department of Corrections.

Cumulative Confirmed Cases and Deaths among Confirmed Cases

Cumulative cases represent the total number of people who had a positive diagnostic test for COVID-19. Cases are shown by the date of onset of symptoms. Cumulative Deaths represent the total number of people who had a confirmed COVID-19 infection and are classified as deceased by the case investigation, have COVID-19 indicated as a cause of death on their death certificate, or who die within 30 days of infection and their manner of death is listed as natural. Deaths are shown by date of death.

Filter By Date:

3/1/2020

2/22/2021

Cumulative Confirmed Cases and Deaths among Confirmed Cases by Date

● Confirmed Cases ● Deaths

0.6M

0.5M

0.4M

0.3M

0.2M

0.1M

0.0M

Mar 2020

May 2020

Jul 2020

Sep 2020

Nov 2020

Jan 2021

Cases by Demographic Characteristics

Data are suppressed when the number of cases is five or below to protect the confidentiality of individuals. The sum of the cases for individual categories may be fewer than the total number of cases due to data suppression. Rates are not calculated for multiple races, other, and unknown race categories due to the unavailability of an appropriate denominator.

Cases

Deaths

Select case status:

- ☒ Confirmed
☐ Probable

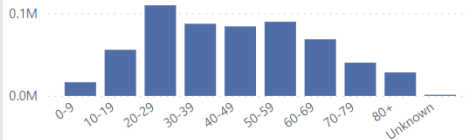
Select Preparedness Region:

All

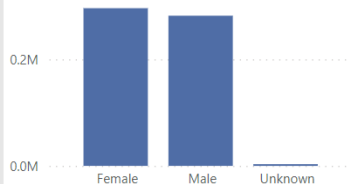
Select county:

All

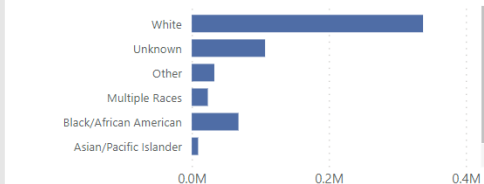
Cases by Age Group



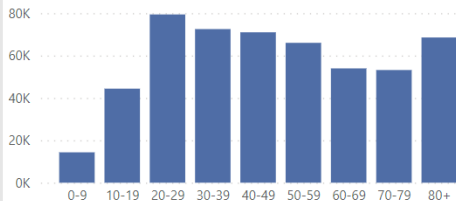
Cases by Sex



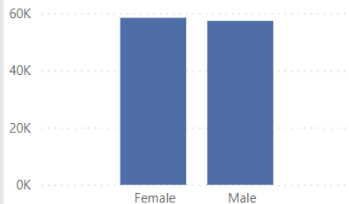
Cases by Race



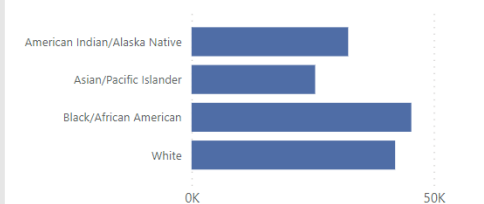
Cases per Million by Age Group



Cases per Million by Sex



Cases per Million by Race



Cases by Demographic Characteristics

Data are suppressed when the number of cases is five or below to protect the confidentiality of individuals. The sum of the cases for individual categories may be fewer than the total number of cases due to data suppression. Rates are not calculated for multiple races, other, and unknown race categories due to the unavailability of an appropriate denominator.

Cases

Deaths

Select case status:

- ☐ Confirmed
☒ Probable

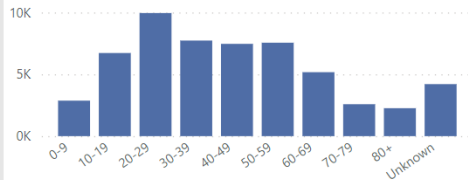
Select Preparedness Region:

All

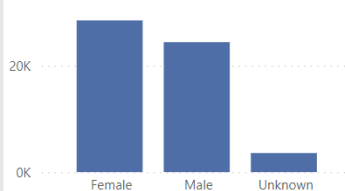
Select county:

All

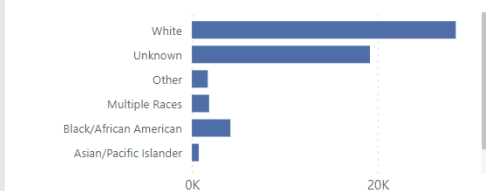
Cases by Age Group



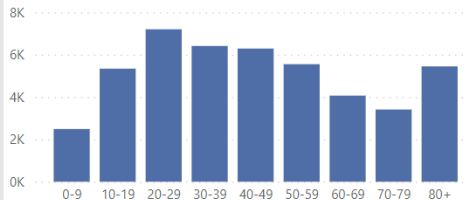
Cases by Sex



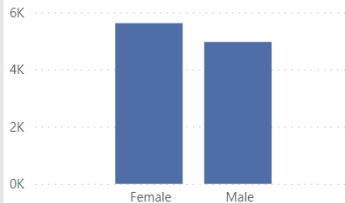
Cases by Race



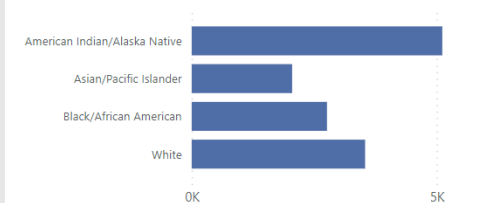
Cases per Million by Age Group



Cases per Million by Sex



Cases per Million by Race



Deaths by Demographic Characteristics

Data are suppressed when the number of deaths is five or below to protect the confidentiality of individuals. The sum of the deaths for individual categories may be fewer than the total number of deaths due to data suppression. Rates are not calculated for multiple races, other, and unknown race categories due to the unavailability of an appropriate denominator.

Cases

Deaths

Select case status:

- ☒ Confirmed
☐ Probable

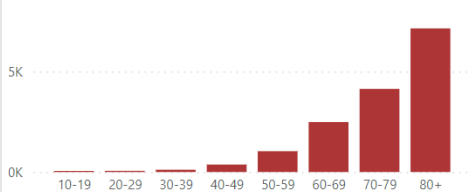
Select Preparedness Region:

All

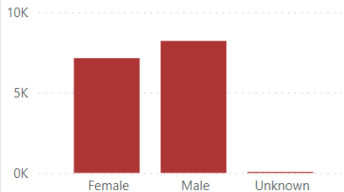
Select county:

All

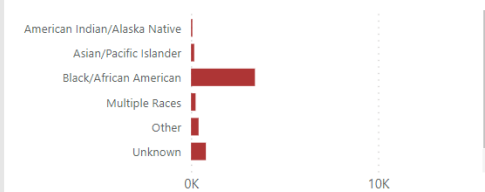
Deaths by Age Group



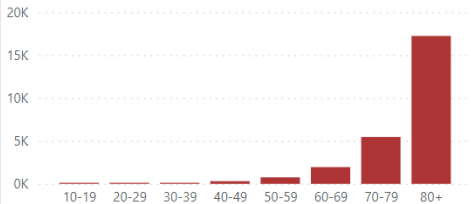
Deaths by Sex



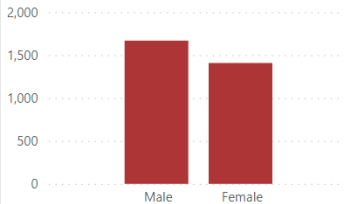
Deaths by Race



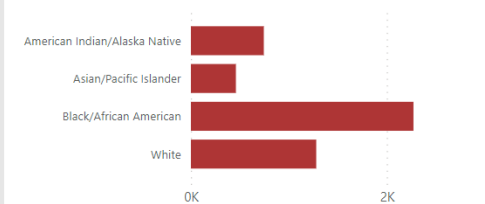
Deaths per Million by Age Group



Deaths per Million by Sex



Deaths per Million by Race



Deaths by Demographic Characteristics

Data are suppressed when the number of deaths is five or below to protect the confidentiality of individuals. The sum of the deaths for individual categories may be fewer than the total number of deaths due to data suppression. Rates are not calculated for multiple races, other, and unknown race categories due to the unavailability of an appropriate denominator.

Cases

Deaths

Select case status:

- ☐ Confirmed
☒ Probable

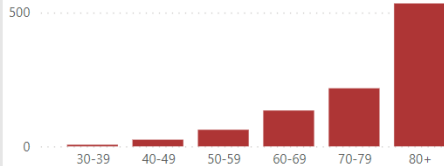
Select Preparedness Region:

All

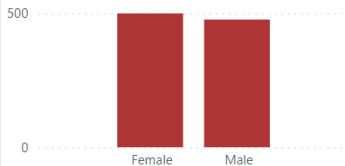
Select county:

All

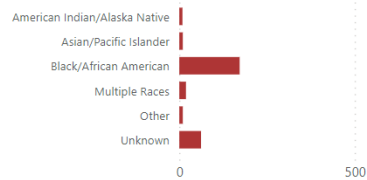
Deaths by Age Group



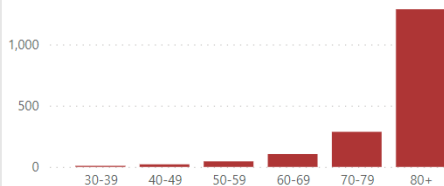
Deaths by Sex



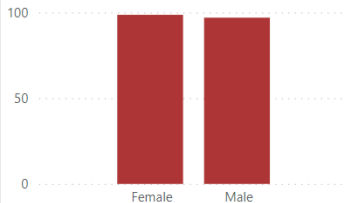
Deaths by Race



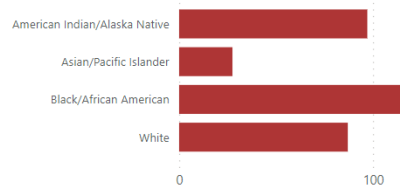
Deaths per Million by Age Group



Deaths per Million by Sex



Deaths per Million by Race



[View Table](#)[View Charts](#)

Select Preparedness Region:

All

Select County:

All

Diagnostic tests are used to find current infection and look for genes or proteins from the severe acute respiratory syndrome coronavirus 2 (SARS-CoV-2), the virus that causes COVID-19. These tests, which are performed as nasal swabs, include: Nucleic acid amplification test/real-time polymerase chain reaction (NAAT/RT-PCR) test and rapid virus antigen detection point of care (POC) tests.

Serology tests are used to look for the possibility of previous infection. Serology tests look for antibodies to SARS-CoV-2 in the blood. There are currently two types of serology tests: the enzyme-linked immunosorbent assay (ELISA) test and the rapid antibody detection POC test. Serology tests do not diagnose disease and do not guarantee immunity, but might provide information about previous infection.

Total Covid-19 Laboratory Tests

Total testing includes both diagnostic tests which are used to determine if an individual currently has COVID-19 and serology testing which is used to determine if a person has antibodies to Covid-19.

Filter by Date:

3/10/2020

2/21/2021

Total Laboratory Tests by Type and Date

Test Type ● Diagnostic ● Serology

100K

50K

0K

May 2020

Jul 2020

Sep 2020

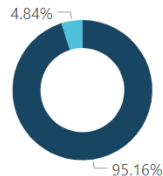
Nov 2020

Jan 2021

Total Tests Completed to Date

Test Type	Count	Tests per Million Residents
Diagnostic	10,191,403	1,020,045
Serology	518,209	51,867
Total	10,709,612	1,071,912

Percent of Tests Completed by Type



Test Type

● Diagnostic

● Serology

View Table

View Charts

Select Preparedness Region

All



Select County

All



Diagnostic tests are used to find current infection and look for genes or proteins from the severe acute respiratory syndrome coronavirus 2 (SARS-CoV-2), the virus that causes COVID-19. These tests, which are performed as nasal swabs, include: Nucleic acid amplification test/real-time polymerase chain reaction (NAAT/RT-PCR) test and rapid virus antigen detection point of care (POC) tests. Diagnostic tests do not include serology tests which look for antibodies to SARS-Cov-2 in the blood.

Diagnostic Covid-19 Laboratory Tests

Diagnostic tests are used to determine if an individual is currently infected with Covid-19.

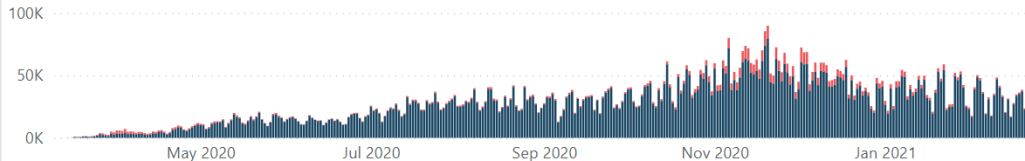
Filter by Date

3/10/2020

2/21/2021

Total Laboratory Tests by Type and Date

Test Type ● Negative ● Positive



Percent of Diagnostic Tests That Were Positive



Where does the data come from?

The State of Michigan COVID-19 Dashboard displays the most recent provisional data reported to the Michigan Department of Health and Humans Services (MDHHS) about cases in Michigan by selected demographics and county of residence (City of Detroit and Wayne County are reported separately). Data are reported to MDHHS via the [Michigan Disease Surveillance System \(MDSS\)](#). Provisional Death data are provided by the MDHHS Division for [Vital Records & Health Statistics](#).

How does MDHHS classify confirmed and probable cases?

Confirmed cases only include individuals who have had a positive diagnostic laboratory test for COVID-19. Probable cases include individuals who have symptoms consistent with COVID-19 and an epidemiologic link to a confirmed case or a positive serology (antibody) test, but do not have a positive diagnostic laboratory test for COVID-19 and individuals with a positive serology (antibody) test for COVID-19 and an epidemiologic link to a confirmed case.

How does MDHHS classify confirmed and probable deaths?

Confirmed deaths include individuals who meet one or more of the following conditions: 1) Have been identified as a confirmed case and classified as deceased as a result of a case investigation in the Michigan Disease Surveillance System (MDSS). MDSS is the database used by state and local health department to monitor reportable diseases like COVID-19; 2) have been identified as a confirmed case in MDSS had have a death certificate with COVID-19 listed as a cause of death; 3) have been identified as a confirmed case in MDSS and die within 30 days of onset of COVID-19 infection and have a death certificate which classifies their manner death as 'natural'. Probable deaths include individuals who have COVID indicated as a cause of death on their death certificate but have not had a positive diagnostic laboratory test.

Why do the number of probable cases fluctuate?

The number of probable cases can change daily based on the investigation efforts of the health department. When a probable case is first reported, local and/or state health department staff investigate to determine if the person meets the case definition of probable. As additional information is gathered, the case could be re-classified to confirmed, remain as probable, or be determined as not a case.

Why do data in the demographics tab not sum to the total number of cases for a county or region?

Data are not shown whenever the number of cases for a particular demographic category is fewer than six to protect the confidentiality of individuals. Rates are not calculated for other, multiple, and unknown race because an appropriate population denominator is not available for these categories at the county level.

Where can I get more information about COVID-19?

Visit <https://www.michigan.gov/coronavirus> to find information on resources and assistance, answers to frequently asked questions, and the latest updates on Michigan's response to COVID-19. For COVID-19 updates from CDC visit <https://www.cdc.gov/coronavirus/2019-ncov>.

PUBLIC USE DATASETS

Cases and Deaths by County

README

Includes total cases and deaths to date by case status (confirmed or probable) and county. County is based on the county of residence.

Confirmed cases only include individuals who have had a positive diagnostic laboratory test for COVID-19.

Probable cases include individuals who have symptoms consistent with COVID-19 and an epidemiologic link to a confirmed case or a positive serology (antibody) test, but do not have a positive diagnostic laboratory test for COVID-19 and individuals with a positive serology (antibody) test for COVID-19 and an epidemiologic link to a confirmed case.

Confirmed deaths include individuals who meet one or more of the following conditions: 1) Have been identified as a confirmed case and classified as deceased as a result of a case investigation in the Michigan Disease Surveillance System (MDSS). MDSS is the database used by state and local health department to monitor reportable diseases like COVID-19; 2) have been identified as a confirmed case in MDSS had have a death certificate with COVID-19 listed as a cause of death; 3) have been identified as a confirmed case in MDSS and die within 30 days of onset of COVID-19 infection and have a death certificate which classifies their manner death as 'natural'.

Probable deaths include individuals who have COVID indicated as a cause of death on their death certificate but have not had a positive diagnostic laboratory test.

The number of probable cases can change daily based on information obtained through the health department investigation. Probable cases can be re-classified as a confirmed case or determined to not be a case.

CASES AND DEATHS BY COUNTY 2021-02-22

Updated	COUNTY	ConfirmedCases	ConfirmedDeaths	ProbableCases	ProbableDeaths
2021/02/22 13:57:46	Alcona	352	19	75	5
2021/02/22 13:57:46	Alger	277	1	156	2
2021/02/22 13:57:46	Allegan	6495	95	740	23
2021/02/22 13:57:46	Alpena	1237	46	232	1
2021/02/22 13:57:46	Antrim	741	15	172	4
2021/02/22 13:57:46	Arenac	664	24	82	0
2021/02/22 13:57:46	Baraga	503	32	98	0
2021/02/22 13:57:46	Barry	3378	41	334	2
2021/02/22 13:57:46	Bay	7040	272	308	12
2021/02/22 13:57:46	Benzie	774	30	130	1
2021/02/22 13:57:46	Berrien	10541	218	799	19
2021/02/22 13:57:46	Branch	3410	82	318	4
2021/02/22 13:57:46	Calhoun	8206	217	1245	15
2021/02/22 13:57:46	Cass	3554	59	380	4
2021/02/22 13:57:46	Charlevoix	825	13	207	0
2021/02/22 13:57:46	Cheboygan	754	35	166	0
2021/02/22 13:57:46	Chippewa	715	22	1015	4
2021/02/22 13:57:46	Clare	1386	68	209	1
2021/02/22 13:57:46	Clinton	4396	65	595	4
2021/02/22 13:57:46	Crawford	545	5	34	0
2021/02/22 13:57:46	Delta	2640	65	470	19
2021/02/22 13:57:46	Dickinson	2125	55	237	14
2021/02/22 13:57:46	Eaton	5605	142	564	8
2021/02/22 13:57:46	Emmet	1252	37	245	1
2021/02/22 13:57:46	Genesee	21411	700	3766	50
2021/02/22 13:57:46	Gladwin	1238	40	231	3
2021/02/22 13:57:46	Gogebic	921	19	338	28
2021/02/22 13:57:46	Grand Traver	3732	58	426	10
2021/02/22 13:57:46	Gratiot	2438	97	302	4
2021/02/22 13:57:46	Hillsdale	3027	69	284	3
2021/02/22 13:57:46	Houghton	2094	32	518	8
2021/02/22 13:57:46	Huron	1618	55	488	3
2021/02/22 13:57:46	Ingham	15303	272	835	6
2021/02/22 13:57:46	Ionia	4064	67	78	2
2021/02/22 13:57:46	Iosco	1124	64	151	3
2021/02/22 13:57:46	Iron	865	40	61	9
2021/02/22 13:57:46	Isabella	3544	72	447	1
2021/02/22 13:57:46	Jackson	9081	209	316	6
2021/02/22 13:57:46	Kalamazoo	13048	281	1718	38
2021/02/22 13:57:46	Kalkaska	549	15	40	0
2021/02/22 13:57:46	Kent	48335	644	2925	58
2021/02/22 13:57:46	Keweenaw	112	1	28	1
2021/02/22 13:57:46	Lake	339	10	19	1
2021/02/22 13:57:46	Lapeer	4290	117	644	2
2021/02/22 13:57:46	Leelanau	730	14	126	0
2021/02/22 13:57:46	Lenawee	5843	115	300	4
2021/02/22 13:57:46	Livingston	9175	125	973	13

2021/02/22 13:57:46	Luce	132	0	83	1
2021/02/22 13:57:46	Mackinac	286	3	151	0
2021/02/22 13:57:46	Macomb	54571	1847	3601	102
2021/02/22 13:57:46	Manistee	744	18	44	3
2021/02/22 13:57:46	Marquette	3443	54	493	1
2021/02/22 13:57:46	Mason	1133	26	94	0
2021/02/22 13:57:46	Mecosta	1900	19	100	0
2021/02/22 13:57:46	Menominee	1614	35	261	2
2021/02/22 13:57:46	Midland	4331	61	579	3
2021/02/22 13:57:46	Missaukee	614	9	140	8
2021/02/22 13:57:46	Monroe	8519	186	1120	12
2021/02/22 13:57:46	Montcalm	3220	84	247	2
2021/02/22 13:57:46	Montmorenc	302	16	55	1
2021/02/22 13:57:46	Muskegon	10328	297	211	7
2021/02/22 13:57:46	Newaygo	2649	48	150	2
2021/02/22 13:57:46	Oakland	63818	1867	10104	110
2021/02/22 13:57:46	Oceana	1778	48	82	2
2021/02/22 13:57:46	Ogemaw	944	33	167	1
2021/02/22 13:57:46	Ontonagon	358	19	52	1
2021/02/22 13:57:46	Osceola	904	23	137	0
2021/02/22 13:57:46	Oscoda	321	18	74	1
2021/02/22 13:57:46	Otsego	969	21	174	4
2021/02/22 13:57:46	Ottawa	20885	310	1249	37
2021/02/22 13:57:46	Presque Isle	575	27	76	1
2021/02/22 13:57:46	Roscommon	1004	32	136	0
2021/02/22 13:57:46	Saginaw	13964	488	713	11
2021/02/22 13:57:46	Sanilac	1822	72	187	4
2021/02/22 13:57:46	Schoolcraft	229	4	28	1
2021/02/22 13:57:46	Shiawassee	3556	77	206	1
2021/02/22 13:57:46	St Clair	7286	241	1290	12
2021/02/22 13:57:46	St Joseph	4116	79	493	5
2021/02/22 13:57:46	Tuscola	2801	127	349	10
2021/02/22 13:57:46	Van Buren	4678	84	267	11
2021/02/22 13:57:46	Washtenaw	16836	237	1525	6
2021/02/22 13:57:46	Wayne	63823	2056	4700	92
2021/02/22 13:57:46	Wexford	1318	19	99	1
2021/02/22 13:57:46	MDOC	23854	145	784	3
2021/02/22 13:57:46	FCI	309	5	5	0
2021/02/22 13:57:46	Out-of-State	1435	9	70	1
2021/02/22 13:57:46	Unknown	4	0	19	0
2021/02/22 13:57:46	Detroit City	29734	1844	2385	126

PUBLIC USE DATASETS

Cases by Demographics Statewide

README

Includes the total number of confirmed and probable cases and confirmed and probable deaths to date by demographic characteristics

Confirmed cases only include individuals who have had a positive diagnostic laboratory test for COVID-19.

Probable cases include individuals who have symptoms consistent with COVID-19 and an epidemiologic link to a confirmed case or a positive serology (antibody) test, but do not have a positive diagnostic laboratory test for COVID-19 and individuals with a positive serology (antibody) test for COVID-19 and an epidemiologic link to a confirmed case.

Confirmed deaths include individuals who meet one or more of the following conditions: 1) Have been identified as a confirmed case and classified as deceased as a result of a case investigation in the Michigan Disease Surveillance System (MDSS). MDSS is the database used by state and local health department to monitor reportable diseases like COVID-19; 2) have been identified as a confirmed case in MDSS had have a death certificate with COVID-19 listed as a cause of death; 3) have been identified as a confirmed case in MDSS and die within 30 days of onset of COVID-19 infection and have a death certificate which classifies their manner death as 'natural'.

Probable deaths include individuals who have COVID indicated as a cause of death on their death certificate but have not had a positive diagnostic laboratory test. The number of probable cases can change daily based on information obtained through the health department investigation. Probable cases can be re-classified as a confirmed case or determined to not be a case.

Data is suppressed when the number of cases or deaths in a single category is between one and five to protect the confidentiality of individuals.

CASES BY DEMOGRAPHICS STATEWIDE 2021-02-22

CASE_STATUS	AgeCat	RaceCat	SEX	Cases	Deaths
Confirmed	0-9	American Indian/Alaska Native	Female	75	0
Confirmed	10-19	American Indian/Alaska Native	Female	190	0
Confirmed	20-29	American Indian/Alaska Native	Female	319	0
Confirmed	30-39	American Indian/Alaska Native	Female	253	Suppressed
Confirmed	40-49	American Indian/Alaska Native	Female	230	Suppressed
Confirmed	50-59	American Indian/Alaska Native	Female	234	Suppressed
Confirmed	60-69	American Indian/Alaska Native	Female	154	7
Confirmed	70-79	American Indian/Alaska Native	Female	91	10
Confirmed	80+	American Indian/Alaska Native	Female	34	7
Confirmed	Unknown	American Indian/Alaska Native	Female	Suppressed	0
Confirmed	0-9	Asian/Pacific Islander	Female	147	0
Confirmed	10-19	Asian/Pacific Islander	Female	498	0
Confirmed	20-29	Asian/Pacific Islander	Female	1019	0
Confirmed	30-39	Asian/Pacific Islander	Female	847	Suppressed
Confirmed	40-49	Asian/Pacific Islander	Female	782	0
Confirmed	50-59	Asian/Pacific Islander	Female	676	6
Confirmed	60-69	Asian/Pacific Islander	Female	382	10
Confirmed	70-79	Asian/Pacific Islander	Female	189	19
Confirmed	80+	Asian/Pacific Islander	Female	126	35
Confirmed	Unknown	Asian/Pacific Islander	Female	0	0
Confirmed	0-9	Black/African American	Female	877	Suppressed
Confirmed	10-19	Black/African American	Female	2285	Suppressed
Confirmed	20-29	Black/African American	Female	6153	12
Confirmed	30-39	Black/African American	Female	5536	15
Confirmed	40-49	Black/African American	Female	4904	65
Confirmed	50-59	Black/African American	Female	4536	147
Confirmed	60-69	Black/African American	Female	3903	323
Confirmed	70-79	Black/African American	Female	2350	435
Confirmed	80+	Black/African American	Female	1644	586
Confirmed	Unknown	Black/African American	Female	14	0
Confirmed	0-9	Multiple Races	Female	471	0
Confirmed	10-19	Multiple Races	Female	1517	Suppressed
Confirmed	20-29	Multiple Races	Female	2435	0
Confirmed	30-39	Multiple Races	Female	1751	0
Confirmed	40-49	Multiple Races	Female	1849	Suppressed
Confirmed	50-59	Multiple Races	Female	1897	10
Confirmed	60-69	Multiple Races	Female	1395	11
Confirmed	70-79	Multiple Races	Female	771	28
Confirmed	80+	Multiple Races	Female	513	63
Confirmed	Unknown	Multiple Races	Female	10	0
Confirmed	0-9	Other	Female	711	0
Confirmed	10-19	Other	Female	1987	0
Confirmed	20-29	Other	Female	3576	0
Confirmed	30-39	Other	Female	2765	Suppressed
Confirmed	40-49	Other	Female	2579	Suppressed
Confirmed	50-59	Other	Female	2023	13
Confirmed	60-69	Other	Female	1237	29

Confirmed	70-79	Other	Female	646	43
Confirmed	80+	Other	Female	446	76
Confirmed	Unknown	Other	Female	8	0
Confirmed	0-9	Unknown	Female	1162	0
Confirmed	10-19	Unknown	Female	4666	0
Confirmed	20-29	Unknown	Female	10810	Suppressed
Confirmed	30-39	Unknown	Female	8475	Suppressed
Confirmed	40-49	Unknown	Female	8702	8
Confirmed	50-59	Unknown	Female	9270	17
Confirmed	60-69	Unknown	Female	5660	44
Confirmed	70-79	Unknown	Female	2628	86
Confirmed	80+	Unknown	Female	2222	235
Confirmed	Unknown	Unknown	Female	97	0
Confirmed	0-9	White	Female	4458	0
Confirmed	10-19	White	Female	17723	Suppressed
Confirmed	20-29	White	Female	32371	11
Confirmed	30-39	White	Female	23902	16
Confirmed	40-49	White	Female	23649	54
Confirmed	50-59	White	Female	26177	180
Confirmed	60-69	White	Female	21097	532
Confirmed	70-79	White	Female	13610	1059
Confirmed	80+	White	Female	12340	2922
Confirmed	Unknown	White	Female	81	0
Confirmed	0-9	American Indian/Alaska Native	Male	66	0
Confirmed	10-19	American Indian/Alaska Native	Male	171	0
Confirmed	20-29	American Indian/Alaska Native	Male	254	0
Confirmed	30-39	American Indian/Alaska Native	Male	224	0
Confirmed	40-49	American Indian/Alaska Native	Male	229	0
Confirmed	50-59	American Indian/Alaska Native	Male	196	Suppressed
Confirmed	60-69	American Indian/Alaska Native	Male	157	18
Confirmed	70-79	American Indian/Alaska Native	Male	79	13
Confirmed	80+	American Indian/Alaska Native	Male	27	Suppressed
Confirmed	Unknown	American Indian/Alaska Native	Male	0	0
Confirmed	0-9	Asian/Pacific Islander	Male	199	0
Confirmed	10-19	Asian/Pacific Islander	Male	485	0
Confirmed	20-29	Asian/Pacific Islander	Male	1113	0
Confirmed	30-39	Asian/Pacific Islander	Male	837	0
Confirmed	40-49	Asian/Pacific Islander	Male	665	Suppressed
Confirmed	50-59	Asian/Pacific Islander	Male	633	Suppressed
Confirmed	60-69	Asian/Pacific Islander	Male	385	24
Confirmed	70-79	Asian/Pacific Islander	Male	176	36
Confirmed	80+	Asian/Pacific Islander	Male	88	27
Confirmed	Unknown	Asian/Pacific Islander	Male	0	0
Confirmed	0-9	Black/African American	Male	934	0
Confirmed	10-19	Black/African American	Male	2114	Suppressed
Confirmed	20-29	Black/African American	Male	6704	16
Confirmed	30-39	Black/African American	Male	6618	33
Confirmed	40-49	Black/African American	Male	5940	94
Confirmed	50-59	Black/African American	Male	5639	254
Confirmed	60-69	Black/African American	Male	4289	459

Confirmed	70-79	Black/African American	Male	2282	552
Confirmed	80+	Black/African American	Male	980	416
Confirmed	Unknown	Black/African American	Male	Suppressed	0
Confirmed	0-9	Multiple Races	Male	497	Suppressed
Confirmed	10-19	Multiple Races	Male	1483	0
Confirmed	20-29	Multiple Races	Male	2027	0
Confirmed	30-39	Multiple Races	Male	1440	Suppressed
Confirmed	40-49	Multiple Races	Male	1435	Suppressed
Confirmed	50-59	Multiple Races	Male	1511	7
Confirmed	60-69	Multiple Races	Male	1322	32
Confirmed	70-79	Multiple Races	Male	714	33
Confirmed	80+	Multiple Races	Male	306	47
Confirmed	Unknown	Multiple Races	Male	Suppressed	0
Confirmed	0-9	Other	Male	780	0
Confirmed	10-19	Other	Male	2030	0
Confirmed	20-29	Other	Male	3742	Suppressed
Confirmed	30-39	Other	Male	2994	Suppressed
Confirmed	40-49	Other	Male	2766	16
Confirmed	50-59	Other	Male	2325	27
Confirmed	60-69	Other	Male	1349	69
Confirmed	70-79	Other	Male	610	60
Confirmed	80+	Other	Male	270	57
Confirmed	Unknown	Other	Male	Suppressed	0
Confirmed	0-9	Unknown	Male	1199	0
Confirmed	10-19	Unknown	Male	4407	0
Confirmed	20-29	Unknown	Male	10946	0
Confirmed	30-39	Unknown	Male	8952	7
Confirmed	40-49	Unknown	Male	8108	18
Confirmed	50-59	Unknown	Male	8954	29
Confirmed	60-69	Unknown	Male	5513	72
Confirmed	70-79	Unknown	Male	2350	123
Confirmed	80+	Unknown	Male	1187	147
Confirmed	Unknown	Unknown	Male	105	0
Confirmed	0-9	White	Male	4868	0
Confirmed	10-19	White	Male	16032	Suppressed
Confirmed	20-29	White	Male	27654	18
Confirmed	30-39	White	Male	22277	32
Confirmed	40-49	White	Male	21816	100
Confirmed	50-59	White	Male	25269	335
Confirmed	60-69	White	Male	21446	853
Confirmed	70-79	White	Male	13622	1637
Confirmed	80+	White	Male	8164	2520
Confirmed	Unknown	White	Male	67	0
Confirmed	0-9	American Indian/Alaska Native	Unknown	0	0
Confirmed	10-19	American Indian/Alaska Native	Unknown	Suppressed	0
Confirmed	20-29	American Indian/Alaska Native	Unknown	Suppressed	0
Confirmed	30-39	American Indian/Alaska Native	Unknown	Suppressed	0
Confirmed	40-49	American Indian/Alaska Native	Unknown	0	0
Confirmed	50-59	American Indian/Alaska Native	Unknown	Suppressed	0
Confirmed	60-69	American Indian/Alaska Native	Unknown	Suppressed	0

Confirmed	70-79	American Indian/Alaska Native	Unknown	Suppressed	0
Confirmed	80+	American Indian/Alaska Native	Unknown	0	0
Confirmed	Unknown	American Indian/Alaska Native	Unknown	0	0
Confirmed	0-9	Asian/Pacific Islander	Unknown	0	0
Confirmed	10-19	Asian/Pacific Islander	Unknown	7	0
Confirmed	20-29	Asian/Pacific Islander	Unknown	8	0
Confirmed	30-39	Asian/Pacific Islander	Unknown	Suppressed	0
Confirmed	40-49	Asian/Pacific Islander	Unknown	Suppressed	0
Confirmed	50-59	Asian/Pacific Islander	Unknown	Suppressed	0
Confirmed	60-69	Asian/Pacific Islander	Unknown	0	0
Confirmed	70-79	Asian/Pacific Islander	Unknown	0	0
Confirmed	80+	Asian/Pacific Islander	Unknown	0	0
Confirmed	Unknown	Asian/Pacific Islander	Unknown	0	0
Confirmed	0-9	Black/African American	Unknown	Suppressed	0
Confirmed	10-19	Black/African American	Unknown	13	0
Confirmed	20-29	Black/African American	Unknown	106	0
Confirmed	30-39	Black/African American	Unknown	93	0
Confirmed	40-49	Black/African American	Unknown	98	0
Confirmed	50-59	Black/African American	Unknown	85	0
Confirmed	60-69	Black/African American	Unknown	40	Suppressed
Confirmed	70-79	Black/African American	Unknown	13	Suppressed
Confirmed	80+	Black/African American	Unknown	Suppressed	0
Confirmed	Unknown	Black/African American	Unknown	0	0
Confirmed	0-9	Multiple Races	Unknown	6	0
Confirmed	10-19	Multiple Races	Unknown	10	0
Confirmed	20-29	Multiple Races	Unknown	15	0
Confirmed	30-39	Multiple Races	Unknown	14	0
Confirmed	40-49	Multiple Races	Unknown	14	0
Confirmed	50-59	Multiple Races	Unknown	9	0
Confirmed	60-69	Multiple Races	Unknown	14	0
Confirmed	70-79	Multiple Races	Unknown	6	0
Confirmed	80+	Multiple Races	Unknown	Suppressed	0
Confirmed	Unknown	Multiple Races	Unknown	Suppressed	0
Confirmed	0-9	Other	Unknown	7	0
Confirmed	10-19	Other	Unknown	10	0
Confirmed	20-29	Other	Unknown	19	0
Confirmed	30-39	Other	Unknown	18	0
Confirmed	40-49	Other	Unknown	25	0
Confirmed	50-59	Other	Unknown	15	0
Confirmed	60-69	Other	Unknown	11	0
Confirmed	70-79	Other	Unknown	Suppressed	0
Confirmed	80+	Other	Unknown	6	0
Confirmed	Unknown	Other	Unknown	Suppressed	0
Confirmed	0-9	Unknown	Unknown	50	0
Confirmed	10-19	Unknown	Unknown	154	0
Confirmed	20-29	Unknown	Unknown	346	0
Confirmed	30-39	Unknown	Unknown	227	0
Confirmed	40-49	Unknown	Unknown	282	0
Confirmed	50-59	Unknown	Unknown	242	0
Confirmed	60-69	Unknown	Unknown	133	Suppressed

Confirmed	70-79	Unknown	Unknown	67	Suppressed
Confirmed	80+	Unknown	Unknown	55	Suppressed
Confirmed	Unknown	Unknown	Unknown	43	0
Confirmed	0-9	White	Unknown	14	0
Confirmed	10-19	White	Unknown	90	0
Confirmed	20-29	White	Unknown	178	0
Confirmed	30-39	White	Unknown	169	0
Confirmed	40-49	White	Unknown	148	0
Confirmed	50-59	White	Unknown	146	0
Confirmed	60-69	White	Unknown	115	0
Confirmed	70-79	White	Unknown	52	Suppressed
Confirmed	80+	White	Unknown	20	Suppressed
Confirmed	Unknown	White	Unknown	Suppressed	0
Probable	0-9	American Indian/Alaska Native	Female	29	0
Probable	10-19	American Indian/Alaska Native	Female	36	0
Probable	20-29	American Indian/Alaska Native	Female	53	0
Probable	30-39	American Indian/Alaska Native	Female	36	0
Probable	40-49	American Indian/Alaska Native	Female	36	0
Probable	50-59	American Indian/Alaska Native	Female	27	0
Probable	60-69	American Indian/Alaska Native	Female	21	0
Probable	70-79	American Indian/Alaska Native	Female	7	0
Probable	80+	American Indian/Alaska Native	Female	Suppressed	Suppressed
Probable	Unknown	American Indian/Alaska Native	Female	Suppressed	0
Probable	0-9	Asian/Pacific Islander	Female	22	0
Probable	10-19	Asian/Pacific Islander	Female	41	0
Probable	20-29	Asian/Pacific Islander	Female	92	0
Probable	30-39	Asian/Pacific Islander	Female	71	0
Probable	40-49	Asian/Pacific Islander	Female	54	0
Probable	50-59	Asian/Pacific Islander	Female	54	0
Probable	60-69	Asian/Pacific Islander	Female	28	Suppressed
Probable	70-79	Asian/Pacific Islander	Female	12	Suppressed
Probable	80+	Asian/Pacific Islander	Female	Suppressed	0
Probable	Unknown	Asian/Pacific Islander	Female	Suppressed	0
Probable	0-9	Black/African American	Female	89	0
Probable	10-19	Black/African American	Female	177	0
Probable	20-29	Black/African American	Female	436	0
Probable	30-39	Black/African American	Female	397	0
Probable	40-49	Black/African American	Female	340	Suppressed
Probable	50-59	Black/African American	Female	320	11
Probable	60-69	Black/African American	Female	234	15
Probable	70-79	Black/African American	Female	95	15
Probable	80+	Black/African American	Female	70	34
Probable	Unknown	Black/African American	Female	22	0
Probable	0-9	Multiple Races	Female	82	0
Probable	10-19	Multiple Races	Female	155	0
Probable	20-29	Multiple Races	Female	182	0
Probable	30-39	Multiple Races	Female	115	0
Probable	40-49	Multiple Races	Female	124	0
Probable	50-59	Multiple Races	Female	117	0
Probable	60-69	Multiple Races	Female	84	Suppressed

Probable	70-79	Multiple Races	Female	41	0
Probable	80+	Multiple Races	Female	28	7
Probable	Unknown	Multiple Races	Female	41	0
Probable	0-9	Other	Female	61	0
Probable	10-19	Other	Female	129	0
Probable	20-29	Other	Female	187	0
Probable	30-39	Other	Female	144	0
Probable	40-49	Other	Female	132	0
Probable	50-59	Other	Female	87	Suppressed
Probable	60-69	Other	Female	55	Suppressed
Probable	70-79	Other	Female	24	0
Probable	80+	Other	Female	10	Suppressed
Probable	Unknown	Other	Female	14	0
Probable	0-9	Unknown	Female	256	0
Probable	10-19	Unknown	Female	820	0
Probable	20-29	Unknown	Female	1560	0
Probable	30-39	Unknown	Female	1084	0
Probable	40-49	Unknown	Female	1191	0
Probable	50-59	Unknown	Female	1176	Suppressed
Probable	60-69	Unknown	Female	818	Suppressed
Probable	70-79	Unknown	Female	327	Suppressed
Probable	80+	Unknown	Female	228	21
Probable	Unknown	Unknown	Female	1046	0
Probable	0-9	White	Female	838	0
Probable	10-19	White	Female	2015	Suppressed
Probable	20-29	White	Female	2619	0
Probable	30-39	White	Female	2060	Suppressed
Probable	40-49	White	Female	2025	Suppressed
Probable	50-59	White	Female	2117	15
Probable	60-69	White	Female	1468	32
Probable	70-79	White	Female	836	70
Probable	80+	White	Female	1100	252
Probable	Unknown	White	Female	302	0
Probable	0-9	American Indian/Alaska Native	Male	17	0
Probable	10-19	American Indian/Alaska Native	Male	38	0
Probable	20-29	American Indian/Alaska Native	Male	41	0
Probable	30-39	American Indian/Alaska Native	Male	38	0
Probable	40-49	American Indian/Alaska Native	Male	31	0
Probable	50-59	American Indian/Alaska Native	Male	26	0
Probable	60-69	American Indian/Alaska Native	Male	17	Suppressed
Probable	70-79	American Indian/Alaska Native	Male	7	Suppressed
Probable	80+	American Indian/Alaska Native	Male	Suppressed	Suppressed
Probable	Unknown	American Indian/Alaska Native	Male	Suppressed	0
Probable	0-9	Asian/Pacific Islander	Male	30	0
Probable	10-19	Asian/Pacific Islander	Male	41	0
Probable	20-29	Asian/Pacific Islander	Male	86	0
Probable	30-39	Asian/Pacific Islander	Male	70	Suppressed
Probable	40-49	Asian/Pacific Islander	Male	53	0
Probable	50-59	Asian/Pacific Islander	Male	41	Suppressed
Probable	60-69	Asian/Pacific Islander	Male	19	Suppressed

Probable	70-79	Asian/Pacific Islander	Male	7	Suppressed
Probable	80+	Asian/Pacific Islander	Male	6	Suppressed
Probable	Unknown	Asian/Pacific Islander	Male	Suppressed	0
Probable	0-9	Black/African American	Male	88	0
Probable	10-19	Black/African American	Male	171	Suppressed
Probable	20-29	Black/African American	Male	387	0
Probable	30-39	Black/African American	Male	363	0
Probable	40-49	Black/African American	Male	291	8
Probable	50-59	Black/African American	Male	302	11
Probable	60-69	Black/African American	Male	200	24
Probable	70-79	Black/African American	Male	83	31
Probable	80+	Black/African American	Male	34	19
Probable	Unknown	Black/African American	Male	14	0
Probable	0-9	Multiple Races	Male	68	0
Probable	10-19	Multiple Races	Male	152	0
Probable	20-29	Multiple Races	Male	146	0
Probable	30-39	Multiple Races	Male	98	0
Probable	40-49	Multiple Races	Male	111	Suppressed
Probable	50-59	Multiple Races	Male	93	0
Probable	60-69	Multiple Races	Male	72	Suppressed
Probable	70-79	Multiple Races	Male	34	Suppressed
Probable	80+	Multiple Races	Male	16	7
Probable	Unknown	Multiple Races	Male	45	0
Probable	0-9	Other	Male	52	0
Probable	10-19	Other	Male	146	0
Probable	20-29	Other	Male	183	0
Probable	30-39	Other	Male	155	0
Probable	40-49	Other	Male	136	0
Probable	50-59	Other	Male	88	Suppressed
Probable	60-69	Other	Male	51	Suppressed
Probable	70-79	Other	Male	21	Suppressed
Probable	80+	Other	Male	7	Suppressed
Probable	Unknown	Other	Male	14	0
Probable	0-9	Unknown	Male	294	0
Probable	10-19	Unknown	Male	841	0
Probable	20-29	Unknown	Male	1380	0
Probable	30-39	Unknown	Male	1067	Suppressed
Probable	40-49	Unknown	Male	931	Suppressed
Probable	50-59	Unknown	Male	1009	Suppressed
Probable	60-69	Unknown	Male	636	Suppressed
Probable	70-79	Unknown	Male	265	8
Probable	80+	Unknown	Male	138	16
Probable	Unknown	Unknown	Male	886	0
Probable	0-9	White	Male	853	0
Probable	10-19	White	Male	1750	0
Probable	20-29	White	Male	2189	Suppressed
Probable	30-39	White	Male	1703	Suppressed
Probable	40-49	White	Male	1660	6
Probable	50-59	White	Male	1793	18
Probable	60-69	White	Male	1273	45

Probable	70-79	White	Male	732	81
Probable	80+	White	Male	572	168
Probable	Unknown	White	Male	261	0
Probable	0-9	American Indian/Alaska Native	Unknown	0	0
Probable	10-19	American Indian/Alaska Native	Unknown	0	0
Probable	20-29	American Indian/Alaska Native	Unknown	Suppressed	0
Probable	30-39	American Indian/Alaska Native	Unknown	0	0
Probable	40-49	American Indian/Alaska Native	Unknown	Suppressed	0
Probable	50-59	American Indian/Alaska Native	Unknown	0	0
Probable	60-69	American Indian/Alaska Native	Unknown	0	0
Probable	70-79	American Indian/Alaska Native	Unknown	0	0
Probable	80+	American Indian/Alaska Native	Unknown	0	0
Probable	Unknown	American Indian/Alaska Native	Unknown	Suppressed	0
Probable	0-9	Asian/Pacific Islander	Unknown	0	0
Probable	10-19	Asian/Pacific Islander	Unknown	0	0
Probable	20-29	Asian/Pacific Islander	Unknown	Suppressed	0
Probable	30-39	Asian/Pacific Islander	Unknown	Suppressed	0
Probable	40-49	Asian/Pacific Islander	Unknown	Suppressed	0
Probable	50-59	Asian/Pacific Islander	Unknown	Suppressed	0
Probable	60-69	Asian/Pacific Islander	Unknown	0	0
Probable	70-79	Asian/Pacific Islander	Unknown	0	0
Probable	80+	Asian/Pacific Islander	Unknown	0	0
Probable	Unknown	Asian/Pacific Islander	Unknown	Suppressed	0
Probable	0-9	Black/African American	Unknown	Suppressed	0
Probable	10-19	Black/African American	Unknown	6	0
Probable	20-29	Black/African American	Unknown	7	0
Probable	30-39	Black/African American	Unknown	Suppressed	0
Probable	40-49	Black/African American	Unknown	Suppressed	0
Probable	50-59	Black/African American	Unknown	Suppressed	0
Probable	60-69	Black/African American	Unknown	Suppressed	0
Probable	70-79	Black/African American	Unknown	Suppressed	0
Probable	80+	Black/African American	Unknown	0	0
Probable	Unknown	Black/African American	Unknown	6	0
Probable	0-9	Multiple Races	Unknown	Suppressed	0
Probable	10-19	Multiple Races	Unknown	Suppressed	0
Probable	20-29	Multiple Races	Unknown	9	0
Probable	30-39	Multiple Races	Unknown	12	0
Probable	40-49	Multiple Races	Unknown	Suppressed	0
Probable	50-59	Multiple Races	Unknown	Suppressed	0
Probable	60-69	Multiple Races	Unknown	Suppressed	0
Probable	70-79	Multiple Races	Unknown	0	0
Probable	80+	Multiple Races	Unknown	0	0
Probable	Unknown	Multiple Races	Unknown	10	0
Probable	0-9	Other	Unknown	Suppressed	0
Probable	10-19	Other	Unknown	Suppressed	0
Probable	20-29	Other	Unknown	Suppressed	0
Probable	30-39	Other	Unknown	Suppressed	0
Probable	40-49	Other	Unknown	Suppressed	0
Probable	50-59	Other	Unknown	Suppressed	0
Probable	60-69	Other	Unknown	Suppressed	0

Probable	70-79	Other	Unknown	0	0
Probable	80+	Other	Unknown	0	0
Probable	Unknown	Other	Unknown	0	0
Probable	0-9	Unknown	Unknown	62	0
Probable	10-19	Unknown	Unknown	165	0
Probable	20-29	Unknown	Unknown	358	0
Probable	30-39	Unknown	Unknown	285	0
Probable	40-49	Unknown	Unknown	303	Suppressed
Probable	50-59	Unknown	Unknown	266	0
Probable	60-69	Unknown	Unknown	177	0
Probable	70-79	Unknown	Unknown	77	Suppressed
Probable	80+	Unknown	Unknown	32	Suppressed
Probable	Unknown	Unknown	Unknown	1498	0
Probable	0-9	White	Unknown	21	0
Probable	10-19	White	Unknown	34	0
Probable	20-29	White	Unknown	37	0
Probable	30-39	White	Unknown	27	0
Probable	40-49	White	Unknown	32	0
Probable	50-59	White	Unknown	30	0
Probable	60-69	White	Unknown	16	Suppressed
Probable	70-79	White	Unknown	14	0
Probable	80+	White	Unknown	6	0
Probable	Unknown	White	Unknown	38	0

PUBLIC USE DATASETS

COVID-19 Tests by County

README

Data includes tests by type (diagnostic, serology or total combined) by county.

Diagnostic tests are used to find current infection and look for genes or proteins from the severe acute respiratory syndrome coronavirus 2 (SARS-CoV-2), the virus that causes COVID-19. These tests, which are performed as nasal swabs, include: Nucleic acid amplification test/real-time polymerase chain reaction (NAAT/RT-PCR) test and rapid virus antigen detection point of care (POC) tests.

Serology tests are used to look for the possibility of previous infection. Serology tests look for antibodies to SARS-CoV-2 in the blood. There are currently two types of serology tests: the enzyme-linked immunosorbent assay (ELISA) test and the rapid antibody detection POC test. Serology tests do not diagnose disease and do not guarantee immunity, but might provide information about previous infection.

Correctional includes state and federal prisons and county and city detection facilities.

Testing data represents total tests performed, not individuals tested. A single individual may have more than one test completed.

COVID-19 TESTS BY COUNTY 2021-02-22

Updated	COUNTY	TestType	Count	RatePerMillion
2021/02/22 13:57:59	Alcona	Serology	156	14993
2021/02/22 13:57:59	Alcona	Diagnostic	5402	519173
2021/02/22 13:57:59	Alcona	Total	5558	534166
2021/02/22 13:57:59	Alger	Diagnostic	6476	711023
2021/02/22 13:57:59	Alger	Serology	335	36781
2021/02/22 13:57:59	Alger	Total	6811	747804
2021/02/22 13:57:59	Allegan	Serology	2567	21739
2021/02/22 13:57:59	Allegan	Diagnostic	95139	805710
2021/02/22 13:57:59	Allegan	Total	97706	827449
2021/02/22 13:57:59	Alpena	Diagnostic	15138	532934
2021/02/22 13:57:59	Alpena	Serology	618	21757
2021/02/22 13:57:59	Alpena	Total	15756	554691
2021/02/22 13:57:59	Antrim	Diagnostic	17775	762091
2021/02/22 13:57:59	Antrim	Serology	652	27954
2021/02/22 13:57:59	Antrim	Total	18427	790045
2021/02/22 13:57:59	Arenac	Diagnostic	11989	805550
2021/02/22 13:57:59	Arenac	Serology	406	27279
2021/02/22 13:57:59	Arenac	Total	12395	832829
2021/02/22 13:57:59	Baraga	Serology	59	7187
2021/02/22 13:57:59	Baraga	Diagnostic	7286	887562
2021/02/22 13:57:59	Baraga	Total	7345	894750
2021/02/22 13:57:59	Barry	Diagnostic	46519	755792
2021/02/22 13:57:59	Barry	Serology	1679	27279
2021/02/22 13:57:59	Barry	Total	48198	783071
2021/02/22 13:57:59	Bay	Serology	6086	59015
2021/02/22 13:57:59	Bay	Diagnostic	101853	987656
2021/02/22 13:57:59	Bay	Total	107939	1046671
2021/02/22 13:57:59	Benzie	Diagnostic	10549	593775
2021/02/22 13:57:59	Benzie	Serology	655	36868
2021/02/22 13:57:59	Benzie	Total	11204	630643
2021/02/22 13:57:59	Berrien	Serology	5148	33559
2021/02/22 13:57:59	Berrien	Diagnostic	193436	1260983
2021/02/22 13:57:59	Berrien	Total	198584	1294542
2021/02/22 13:57:59	Branch	Diagnostic	32767	752970
2021/02/22 13:57:59	Branch	Serology	435	9996
2021/02/22 13:57:59	Branch	Total	33202	762966
2021/02/22 13:57:59	Calhoun	Diagnostic	159141	1186212
2021/02/22 13:57:59	Calhoun	Serology	1649	12291
2021/02/22 13:57:59	Calhoun	Total	160790	1198503
2021/02/22 13:57:59	Cass	Serology	596	11509
2021/02/22 13:57:59	Cass	Diagnostic	32443	626470
2021/02/22 13:57:59	Cass	Total	33039	637979
2021/02/22 13:57:59	Charlevoix	Diagnostic	18896	722794
2021/02/22 13:57:59	Charlevoix	Serology	988	37792
2021/02/22 13:57:59	Charlevoix	Total	19884	760586
2021/02/22 13:57:59	Cheboygan	Diagnostic	11951	472820
2021/02/22 13:57:59	Cheboygan	Serology	521	20612

2021/02/22 13:57:59	Cheboygan	Total	12472	493433
2021/02/22 13:57:59	Chippewa	Diagnostic	19039	509759
2021/02/22 13:57:59	Chippewa	Serology	268	7176
2021/02/22 13:57:59	Chippewa	Total	19307	516935
2021/02/22 13:57:59	Clare	Serology	866	27981
2021/02/22 13:57:59	Clare	Diagnostic	16914	546494
2021/02/22 13:57:59	Clare	Total	17780	574475
2021/02/22 13:57:59	Clinton	Diagnostic	47693	599196
2021/02/22 13:57:59	Clinton	Serology	3751	47126
2021/02/22 13:57:59	Clinton	Total	51444	646322
2021/02/22 13:57:59	Correctional	Diagnostic	575799	
2021/02/22 13:57:59	Correctional	Serology	20422	
2021/02/22 13:57:59	Correctional	Total	596221	
2021/02/22 13:57:59	Crawford	Diagnostic	8208	585074
2021/02/22 13:57:59	Crawford	Serology	286	20386
2021/02/22 13:57:59	Crawford	Total	8494	605460
2021/02/22 13:57:59	Delta	Diagnostic	33722	942376
2021/02/22 13:57:59	Delta	Serology	753	21043
2021/02/22 13:57:59	Delta	Total	34475	963419
2021/02/22 13:57:59	Detroit City	Diagnostic	621204	955987
2021/02/22 13:57:59	Detroit City	Serology	23822	36660
2021/02/22 13:57:59	Detroit City	Total	645026	992647
2021/02/22 13:57:59	Dickinson	Diagnostic	15534	615476
2021/02/22 13:57:59	Dickinson	Serology	153	6062
2021/02/22 13:57:59	Dickinson	Total	15687	621538
2021/02/22 13:57:59	Eaton	Diagnostic	100187	908577
2021/02/22 13:57:59	Eaton	Serology	5578	50586
2021/02/22 13:57:59	Eaton	Total	105765	959163
2021/02/22 13:57:59	Emmet	Serology	1430	42795
2021/02/22 13:57:59	Emmet	Diagnostic	24303	727308
2021/02/22 13:57:59	Emmet	Total	25733	770103
2021/02/22 13:57:59	Genesee	Diagnostic	306106	754303
2021/02/22 13:57:59	Genesee	Serology	17941	44210
2021/02/22 13:57:59	Genesee	Total	324047	798513
2021/02/22 13:57:59	Gladwin	Diagnostic	14982	588707
2021/02/22 13:57:59	Gladwin	Serology	1012	39766
2021/02/22 13:57:59	Gladwin	Total	15994	628473
2021/02/22 13:57:59	Gogebic	Diagnostic	16025	1146691
2021/02/22 13:57:59	Gogebic	Serology	258	18462
2021/02/22 13:57:59	Gogebic	Total	16283	1165152
2021/02/22 13:57:59	Grand Traverse	Serology	5514	59234
2021/02/22 13:57:59	Grand Traverse	Diagnostic	71614	769315
2021/02/22 13:57:59	Grand Traverse	Total	77128	828549
2021/02/22 13:57:59	Gratiot	Diagnostic	44628	1096215
2021/02/22 13:57:59	Gratiot	Serology	989	24293
2021/02/22 13:57:59	Gratiot	Total	45617	1120508
2021/02/22 13:57:59	Hillsdale	Serology	881	19318
2021/02/22 13:57:59	Hillsdale	Diagnostic	36911	809363
2021/02/22 13:57:59	Hillsdale	Total	37792	828681
2021/02/22 13:57:59	Houghton	Diagnostic	39269	1100465

2021/02/22 13:57:59	Houghton	Serology	255	7146
2021/02/22 13:57:59	Houghton	Total	39524	1107611
2021/02/22 13:57:59	Huron	Diagnostic	24384	787063
2021/02/22 13:57:59	Huron	Serology	622	20077
2021/02/22 13:57:59	Huron	Total	25006	807140
2021/02/22 13:57:59	Ingham	Serology	18284	62529
2021/02/22 13:57:59	Ingham	Diagnostic	273068	933866
2021/02/22 13:57:59	Ingham	Total	291352	996395
2021/02/22 13:57:59	Ionia	Diagnostic	62443	965161
2021/02/22 13:57:59	Ionia	Serology	2031	31392
2021/02/22 13:57:59	Ionia	Total	64474	996553
2021/02/22 13:57:59	Iosco	Diagnostic	19771	786843
2021/02/22 13:57:59	Iosco	Serology	545	21690
2021/02/22 13:57:59	Iosco	Total	20316	808533
2021/02/22 13:57:59	Iron	Diagnostic	22292	2014459
2021/02/22 13:57:59	Iron	Serology	123	11115
2021/02/22 13:57:59	Iron	Total	22415	2025574
2021/02/22 13:57:59	Isabella	Diagnostic	43589	623841
2021/02/22 13:57:59	Isabella	Serology	1240	17747
2021/02/22 13:57:59	Isabella	Total	44829	641587
2021/02/22 13:57:59	Jackson	Serology	3263	20585
2021/02/22 13:57:59	Jackson	Diagnostic	171606	1082619
2021/02/22 13:57:59	Jackson	Total	174869	1103205
2021/02/22 13:57:59	Kalamazoo	Diagnostic	243486	918586
2021/02/22 13:57:59	Kalamazoo	Serology	6390	24107
2021/02/22 13:57:59	Kalamazoo	Total	249876	942694
2021/02/22 13:57:59	Kalkaska	Diagnostic	13886	769819
2021/02/22 13:57:59	Kalkaska	Serology	594	32930
2021/02/22 13:57:59	Kalkaska	Total	14480	802750
2021/02/22 13:57:59	Kent	Serology	40525	61686
2021/02/22 13:57:59	Kent	Diagnostic	714427	1087482
2021/02/22 13:57:59	Kent	Total	754952	1149169
2021/02/22 13:57:59	Keweenaw	Diagnostic	1861	879490
2021/02/22 13:57:59	Keweenaw	Serology	31	14650
2021/02/22 13:57:59	Keweenaw	Total	1892	894140
2021/02/22 13:57:59	Lake	Serology	189	15945
2021/02/22 13:57:59	Lake	Diagnostic	9377	791108
2021/02/22 13:57:59	Lake	Total	9566	807053
2021/02/22 13:57:59	Lapeer	Diagnostic	51508	587944
2021/02/22 13:57:59	Lapeer	Serology	2946	33627
2021/02/22 13:57:59	Lapeer	Total	54454	621571
2021/02/22 13:57:59	Leelanau	Diagnostic	10598	487018
2021/02/22 13:57:59	Leelanau	Serology	842	38693
2021/02/22 13:57:59	Leelanau	Total	11440	525711
2021/02/22 13:57:59	Lenawee	Diagnostic	99686	1012544
2021/02/22 13:57:59	Lenawee	Serology	1810	18385
2021/02/22 13:57:59	Lenawee	Total	101496	1030929
2021/02/22 13:57:59	Livingston	Serology	7133	37152
2021/02/22 13:57:59	Livingston	Diagnostic	160503	835975
2021/02/22 13:57:59	Livingston	Total	167636	873127

2021/02/22 13:57:59	Luce	Diagnostic	4350	698346
2021/02/22 13:57:59	Luce	Serology	37	5940
2021/02/22 13:57:59	Luce	Total	4387	704286
2021/02/22 13:57:59	Mackinac	Serology	113	10464
2021/02/22 13:57:59	Mackinac	Diagnostic	6677	618298
2021/02/22 13:57:59	Mackinac	Total	6790	628762
2021/02/22 13:57:59	Macomb	Serology	51715	59172
2021/02/22 13:57:59	Macomb	Diagnostic	683259	781786
2021/02/22 13:57:59	Macomb	Total	734974	840958
2021/02/22 13:57:59	Manistee	Diagnostic	15378	626191
2021/02/22 13:57:59	Manistee	Serology	864	35182
2021/02/22 13:57:59	Manistee	Total	16242	661373
2021/02/22 13:57:59	Marquette	Diagnostic	106007	1589334
2021/02/22 13:57:59	Marquette	Serology	1236	18531
2021/02/22 13:57:59	Marquette	Total	107243	1607865
2021/02/22 13:57:59	Mason	Diagnostic	26544	910788
2021/02/22 13:57:59	Mason	Serology	918	31499
2021/02/22 13:57:59	Mason	Total	27462	942287
2021/02/22 13:57:59	Mecosta	Diagnostic	31868	733390
2021/02/22 13:57:59	Mecosta	Serology	860	19791
2021/02/22 13:57:59	Mecosta	Total	32728	753182
2021/02/22 13:57:59	Menominee	Diagnostic	19908	873924
2021/02/22 13:57:59	Menominee	Serology	130	5707
2021/02/22 13:57:59	Menominee	Total	20038	879631
2021/02/22 13:57:59	Midland	Diagnostic	50073	602157
2021/02/22 13:57:59	Midland	Serology	6323	76038
2021/02/22 13:57:59	Midland	Total	56396	678195
2021/02/22 13:57:59	Missaukee	Diagnostic	8332	551131
2021/02/22 13:57:59	Missaukee	Serology	550	36380
2021/02/22 13:57:59	Missaukee	Total	8882	587512
2021/02/22 13:57:59	Monroe	Serology	4991	33163
2021/02/22 13:57:59	Monroe	Diagnostic	123523	820751
2021/02/22 13:57:59	Monroe	Total	128514	853914
2021/02/22 13:57:59	Montcalm	Diagnostic	62122	972358
2021/02/22 13:57:59	Montcalm	Serology	2059	32228
2021/02/22 13:57:59	Montcalm	Total	64181	1004586
2021/02/22 13:57:59	Montmorency	Diagnostic	5706	611707
2021/02/22 13:57:59	Montmorency	Serology	318	34091
2021/02/22 13:57:59	Montmorency	Total	6024	645798
2021/02/22 13:57:59	Muskegon	Serology	3170	18264
2021/02/22 13:57:59	Muskegon	Diagnostic	171508	988143
2021/02/22 13:57:59	Muskegon	Total	174678	1006407
2021/02/22 13:57:59	Newaygo	Diagnostic	35388	722499
2021/02/22 13:57:59	Newaygo	Serology	1525	31135
2021/02/22 13:57:59	Newaygo	Total	36913	753634
2021/02/22 13:57:59	Oakland	Diagnostic	1083952	861932
2021/02/22 13:57:59	Oakland	Serology	101663	80840
2021/02/22 13:57:59	Oakland	Total	1185615	942772
2021/02/22 13:57:59	Oceana	Serology	800	30226
2021/02/22 13:57:59	Oceana	Diagnostic	28619	1081309

2021/02/22 13:57:59	Oceana	Total	29419	1111535
2021/02/22 13:57:59	Ogemaw	Diagnostic	14685	699386
2021/02/22 13:57:59	Ogemaw	Serology	467	22241
2021/02/22 13:57:59	Ogemaw	Total	15152	721627
2021/02/22 13:57:59	Ontonagon	Diagnostic	6562	1147203
2021/02/22 13:57:59	Ontonagon	Serology	68	11888
2021/02/22 13:57:59	Ontonagon	Total	6630	1159091
2021/02/22 13:57:59	Osceola	Diagnostic	19114	814749
2021/02/22 13:57:59	Osceola	Serology	811	34569
2021/02/22 13:57:59	Osceola	Total	19925	849318
2021/02/22 13:57:59	Oscoda	Serology	292	35433
2021/02/22 13:57:59	Oscoda	Diagnostic	4355	528455
2021/02/22 13:57:59	Oscoda	Total	4647	563888
2021/02/22 13:57:59	Otsego	Diagnostic	15821	641357
2021/02/22 13:57:59	Otsego	Serology	821	33282
2021/02/22 13:57:59	Otsego	Total	16642	674639
2021/02/22 13:57:59	Ottawa	Serology	12456	42682
2021/02/22 13:57:59	Ottawa	Diagnostic	306031	1048662
2021/02/22 13:57:59	Ottawa	Total	318487	1091344
2021/02/22 13:57:59	Presque Isle	Diagnostic	8381	665581
2021/02/22 13:57:59	Presque Isle	Serology	430	34149
2021/02/22 13:57:59	Presque Isle	Total	8811	699730
2021/02/22 13:57:59	Roscommon	Diagnostic	14840	617844
2021/02/22 13:57:59	Roscommon	Serology	597	24855
2021/02/22 13:57:59	Roscommon	Total	15437	642700
2021/02/22 13:57:59	Saginaw	Diagnostic	203526	1068159
2021/02/22 13:57:59	Saginaw	Serology	7978	41871
2021/02/22 13:57:59	Saginaw	Total	211504	1110030
2021/02/22 13:57:59	Sanilac	Diagnostic	40779	990503
2021/02/22 13:57:59	Sanilac	Serology	1063	25820
2021/02/22 13:57:59	Sanilac	Total	41842	1016323
2021/02/22 13:57:59	Schoolcraft	Diagnostic	5332	658760
2021/02/22 13:57:59	Schoolcraft	Serology	62	7660
2021/02/22 13:57:59	Schoolcraft	Total	5394	666420
2021/02/22 13:57:59	Shiawassee	Diagnostic	53452	784651
2021/02/22 13:57:59	Shiawassee	Serology	2301	33778
2021/02/22 13:57:59	Shiawassee	Total	55753	818429
2021/02/22 13:57:59	St Clair	Diagnostic	108213	680037
2021/02/22 13:57:59	St Clair	Serology	7018	44103
2021/02/22 13:57:59	St Clair	Total	115231	724140
2021/02/22 13:57:59	St Joseph	Diagnostic	47564	780198
2021/02/22 13:57:59	St Joseph	Serology	1422	23325
2021/02/22 13:57:59	St Joseph	Total	48986	803523
2021/02/22 13:57:59	Tuscola	Diagnostic	49729	951842
2021/02/22 13:57:59	Tuscola	Serology	1826	34951
2021/02/22 13:57:59	Tuscola	Total	51555	986793
2021/02/22 13:57:59	Unknown	Diagnostic	476008	
2021/02/22 13:57:59	Unknown	Serology	23253	
2021/02/22 13:57:59	Unknown	Total	499261	
2021/02/22 13:57:59	Van Buren	Diagnostic	77885	1029177

2021/02/22 13:57:59	Van Buren	Serology	1596	21090
2021/02/22 13:57:59	Van Buren	Total	79481	1050266
2021/02/22 13:57:59	Washtenaw	Diagnostic	494104	1344131
2021/02/22 13:57:59	Washtenaw	Serology	16009	43550
2021/02/22 13:57:59	Washtenaw	Total	510113	1387681
2021/02/22 13:57:59	Wayne	Serology	68126	61719
2021/02/22 13:57:59	Wayne	Diagnostic	1077472	976137
2021/02/22 13:57:59	Wayne	Total	1145598	1037856
2021/02/22 13:57:59	Wexford	Diagnostic	22953	682495
2021/02/22 13:57:59	Wexford	Serology	1044	31043
2021/02/22 13:57:59	Wexford	Total	23997	713538

PUBLIC USE DATASETS

Diagnostic Tests by Result and County

README

Data include diagnostic tests for COVID-19 by date and county.

Diagnostic tests are used to find current infection and look for genes or proteins from the severe acute respiratory syndrome coronavirus 2 (SARS-CoV-2), the virus that causes COVID-19. These tests, which are performed as nasal swabs, include: Nucleic acid amplification test/real-time polymerase chain reaction (NAAT/RT-PCR) test and rapid virus antigen detection point of care (POC) tests.

Correctional includes state and federal prisons and county and city detention facilities.

Testing data represents total tests performed, not individuals tested. A single individual may have more than one test completed.

The total number of positive tests may exceed the number of confirmed cases due to 1) a single individual may have more than one test performed; 2) MDHHS may receive data on positive tests in advance of a local health department classifying an individual as a confirmed or probable case, and 3) although efforts have been made to de-duplicate testing data, some duplication may occur.

DIAGNOSTIC TESTS BY RESULT AND COUNTY 2021-02-22

MessageDate	COUNTY	Negative	Positive	Total
2/21/2021	Alcona	15	0	15
2/21/2021	Alger	21	0	21
2/21/2021	Allegan	280	8	288
2/21/2021	Alpena	49	2	51
2/21/2021	Antrim	60	0	60
2/21/2021	Arenac	27	2	29
2/21/2021	Baraga	6	0	6
2/21/2021	Barry	95	9	104
2/21/2021	Bay	142	10	152
2/21/2021	Benzie	18	0	18
2/21/2021	Berrien	278	24	302
2/21/2021	Branch	32	2	34
2/21/2021	Calhoun	412	20	432
2/21/2021	Cass	82	4	86
2/21/2021	Charlevoix	39	1	40
2/21/2021	Cheboygan	18	2	20
2/21/2021	Chippewa	47	1	48
2/21/2021	Clare	32	0	32
2/21/2021	Clinton	82	2	84
2/21/2021	Correctional	1232	19	1251
2/21/2021	Crawford	22	0	22
2/21/2021	Delta	101	0	101
2/21/2021	Detroit City	1414	53	1467
2/21/2021	Dickinson	13	0	13
2/21/2021	Eaton	160	15	175
2/21/2021	Emmet	44	2	46
2/21/2021	Genesee	715	35	750
2/21/2021	Gladwin	48	2	50
2/21/2021	Gogebic	17	1	18
2/21/2021	Grand Traverse	206	4	210
2/21/2021	Gratiot	102	0	102
2/21/2021	Hillsdale	43	5	48
2/21/2021	Houghton	188	5	193
2/21/2021	Huron	44	16	60
2/21/2021	Ingham	415	27	442
2/21/2021	Ionia	114	3	117
2/21/2021	Iosco	45	0	45
2/21/2021	Iron	12	0	12
2/21/2021	Isabella	96	2	98
2/21/2021	Jackson	394	32	426
2/21/2021	Kalamazoo	634	37	671
2/21/2021	Kalkaska	16	6	22
2/21/2021	Kent	1312	52	1364
2/21/2021	Keweenaw	13	0	13
2/21/2021	Lake	34	0	34
2/21/2021	Lapeer	213	12	225
2/21/2021	Leelanau	16	0	16

2/21/2021	Lenawee	100	15	115
2/21/2021	Livingston	462	26	488
2/21/2021	Luce	3	0	3
2/21/2021	Mackinac	8	0	8
2/21/2021	Macomb	1435	75	1510
2/21/2021	Manistee	97	1	98
2/21/2021	Marquette	455	2	457
2/21/2021	Mason	74	0	74
2/21/2021	Mecosta	67	3	70
2/21/2021	Menominee	42	1	43
2/21/2021	Midland	119	3	122
2/21/2021	Missaukee	44	2	46
2/21/2021	Monroe	181	16	197
2/21/2021	Montcalm	159	2	161
2/21/2021	Montmorency	7	0	7
2/21/2021	Muskegon	176	4	180
2/21/2021	Newaygo	65	10	75
2/21/2021	Oakland	2557	107	2664
2/21/2021	Oceana	30	3	33
2/21/2021	Ogemaw	66	0	66
2/21/2021	Ontonagon	5	0	5
2/21/2021	Osceola	60	2	62
2/21/2021	Oscoda	7	0	7
2/21/2021	Otsego	77	1	78
2/21/2021	Ottawa	449	19	468
2/21/2021	Presque Isle	21	2	23
2/21/2021	Roscommon	36	0	36
2/21/2021	Saginaw	367	25	392
2/21/2021	Sanilac	164	8	172
2/21/2021	Schoolcraft	10	0	10
2/21/2021	Shiawassee	97	9	106
2/21/2021	St Clair	137	6	143
2/21/2021	St Joseph	63	7	70
2/21/2021	Tuscola	77	5	82
2/21/2021	Unknown	711	25	736
2/21/2021	Van Buren	186	16	202
2/21/2021	Washtenaw	982	27	1009
2/21/2021	Wayne	2221	145	2366
2/21/2021	Wexford	91	4	95
2/20/2021	Alcona	16	0	16
2/20/2021	Alger	7	0	7
2/20/2021	Allegan	135	8	143
2/20/2021	Alpena	45	0	45
2/20/2021	Antrim	102	1	103
2/20/2021	Arenac	24	2	26
2/20/2021	Baraga	3	0	3
2/20/2021	Barry	79	4	83
2/20/2021	Bay	147	5	152
2/20/2021	Benzie	15	0	15
2/20/2021	Berrien	363	29	392

2/20/2021	Branch	51	1	52
2/20/2021	Calhoun	212	22	234
2/20/2021	Cass	51	4	55
2/20/2021	Charlevoix	67	1	68
2/20/2021	Cheboygan	36	1	37
2/20/2021	Chippewa	44	1	45
2/20/2021	Clare	46	2	48
2/20/2021	Clinton	122	4	126
2/20/2021	Correctional	3569	9	3578
2/20/2021	Crawford	46	4	50
2/20/2021	Delta	33	0	33
2/20/2021	Detroit City	1472	94	1566
2/20/2021	Dickinson	29	1	30
2/20/2021	Eaton	229	15	244
2/20/2021	Emmet	57	2	59
2/20/2021	Genesee	681	37	718
2/20/2021	Gladwin	33	2	35
2/20/2021	Gogebic	48	11	59
2/20/2021	Grand Traverse	105	5	110
2/20/2021	Gratiot	73	3	76
2/20/2021	Hillsdale	90	6	96
2/20/2021	Houghton	55	2	57
2/20/2021	Huron	32	0	32
2/20/2021	Ingham	498	59	557
2/20/2021	Ionia	157	6	163
2/20/2021	Iosco	42	0	42
2/20/2021	Iron	48	0	48
2/20/2021	Isabella	115	3	118
2/20/2021	Jackson	333	11	344
2/20/2021	Kalamazoo	299	16	315
2/20/2021	Kalkaska	38	5	43
2/20/2021	Kent	1481	56	1537
2/20/2021	Keweenaw	6	0	6
2/20/2021	Lake	18	1	19
2/20/2021	Lapeer	117	5	122
2/20/2021	Leelanau	20	0	20
2/20/2021	Lenawee	230	6	236
2/20/2021	Livingston	296	14	310
2/20/2021	Luce	4	0	4
2/20/2021	Mackinac	4	1	5
2/20/2021	Macomb	1238	59	1297
2/20/2021	Manistee	34	1	35
2/20/2021	Marquette	369	1	370
2/20/2021	Mason	53	1	54
2/20/2021	Mecosta	90	2	92
2/20/2021	Menominee	38	0	38
2/20/2021	Midland	211	5	216
2/20/2021	Missaukee	22	3	25
2/20/2021	Monroe	197	9	206
2/20/2021	Montcalm	215	1	216

2/20/2021	Montmorency	19	1	20
2/20/2021	Muskegon	338	18	356
2/20/2021	Newaygo	103	4	107
2/20/2021	Oakland	1983	57	2040
2/20/2021	Oceana	37	0	37
2/20/2021	Ogemaw	43	2	45
2/20/2021	Ontonagon	16	0	16
2/20/2021	Osceola	49	3	52
2/20/2021	Oscoda	12	0	12
2/20/2021	Otsego	58	2	60
2/20/2021	Ottawa	569	31	600
2/20/2021	Presque Isle	18	2	20
2/20/2021	Roscommon	46	5	51
2/20/2021	Saginaw	386	22	408
2/20/2021	Sanilac	62	8	70
2/20/2021	Schoolcraft	2	0	2
2/20/2021	Shiawassee	122	4	126
2/20/2021	St Clair	135	5	140
2/20/2021	St Joseph	39	2	41
2/20/2021	Tuscola	76	6	82
2/20/2021	Unknown	900	23	923
2/20/2021	Van Buren	107	4	111
2/20/2021	Washtenaw	1270	39	1309
2/20/2021	Wayne	1947	119	2066
2/20/2021	Wexford	41	14	55