



Western Michigan University
ScholarWorks at WMU

Cumulative Michigan COVID-19 Data

Michigan COVID-19 State Data

3-6-2021

2021-03-06_MichiganOverview_COVIDstats

Michigan Department of Health & Human Services

Follow this and additional works at: <https://scholarworks.wmich.edu/michigan-covid-data-state-cumulative>



Part of the Public Health Commons

WMU ScholarWorks Citation

Michigan Department of Health & Human Services, "2021-03-06_MichiganOverview_COVIDstats" (2021).
Cumulative Michigan COVID-19 Data. 347.

<https://scholarworks.wmich.edu/michigan-covid-data-state-cumulative/347>

This Website is brought to you for free and open access
by the Michigan COVID-19 State Data at ScholarWorks at
WMU. It has been accepted for inclusion in Cumulative
Michigan COVID-19 Data by an authorized administrator
of ScholarWorks at WMU. For more information, please
contact wmu-scholarworks@wmich.edu.



Michigan Data

Hospitals

Long Term Care Facilities

Coronavirus Symptoms

Cumulative Recovered

Outbreak Reporting

School-Related Outbreak Reporting

Wastewater Surveillance

Testing Turnaround Time

MIS-C Data and Reporting

Data and Modeling Updates

Note on deaths (03/06/21): Regular reviews of death certificate data maintained in Vital Records reporting systems are conducted by MDHHS staff three times per week. As a part of this process, records that identify COVID-19 infection as a contributing factor to death are compared against all laboratory confirmed cases of COVID-19 in the Michigan Disease Surveillance System (MDSS). If a death certificate is matched to a confirmed COVID-19 case and that record in the MDSS does not indicate the individual died, the MDSS record is updated to indicate the death and the appropriate local health department is notified. These matched deaths are then included with mortality information posted to the Michigan Coronavirus website. As a result of the most recent assessment, today's data includes **48** additional deaths identified by this methodology.

The State of Michigan is working around the clock to test and treat COVID-19 patients. Below is the most recent data healthcare experts across the state have compiled. It is updated Monday - Saturday.

CURRENT STATUS

DAILY CASES

CUMULATIVE TRENDS

DEMOGRAPHICS

TOTAL TESTING

DIAGNOSTIC TESTING

LEARN MORE

View Cases

View Deaths

View Table

Select Preparedness Region:

All

Select County:

All

This report is provisional and subject to change. City of Detroit and Wayne County are reported separately. MDHHS began tracking probable cases April 5, 2020. FCI indicates federal correctional institute. MDOC indicates Michigan Department of Corrections. Diagnostic tests, including nucleic acid amplification/real-time polymerase chain reaction (NAA/RT-PCR) and rapid virus antigen detection point of care (POC) tests, look for current infection. Serology (antibody) tests are used to look for the possibility of previous infection.

Source: Michigan Disease Surveillance System (MDSS) and Vital Records.

COVID-19 Cases by County

Confirmed cases include individuals with a positive diagnostic test for COVID-19. Probable cases include individuals with COVID-19 symptoms and an epidemiologic link to confirmed COVID-19, but no diagnostic test.

Cases by County

18-446

447-2371

2372-11639

11640-75861

75862+

Michigan

Saturday, March 6, 2021

Michigan (Statewide) Case Fatality Rate

2.6%

Current Totals

Case Status	Cases	Deaths
Confirmed	596,054	15,666
Probable	60,018	992
Total	656,072	16,658

Laboratory Testing

Test Type	Tests Performed
Diagnostic	10,621,967
Serology	537,073
Total	11,159,040

Microsoft Power BI

< 1 of 7 >

Cases by Hispanic/Latino Ethnicity

Hispanic/Latino Ethnicity	Percentage of Overall Cases by Ethnicity	Percentage of Deceased Cases by Ethnicity
Hispanic/Latino	5.68%	3.07%

Have questions?

Chat with Robin

PUBLIC USE DATASETS 03/06/2021

(Downloadable .xlsx files)

1/2

Hispanic/Latino Ethnicity	Percentage of Overall Cases by Ethnicity	Percentage of Deceased Cases by Ethnicity
Non-Hispanic Latino	70.79%	84.30%
Unknown	23.53%	12.63%

Totals may not add to 100% due to rounding

Cases and Deaths by County

Cases and Deaths by County by Date of Onset of Symptoms and Date of Death

Cases by Demographics Statewide

COVID-19 Tests by County

Diagnostic Tests by Result and County

Cases by Arab Ethnicity

Arab Ethnicity	Percentage of Overall Cases by Ethnicity	Percentage of Deceased Cases by Ethnicity
Arab	2.96%	1.75%
Non-Arab	52.66%	55.82%
Unknown	44.38%	42.43%

Totals may not add to 100% due to rounding

MICHIGAN.GOV HOME
ADA
MICHIGAN NEWS
POLICIES

COPYRIGHT 2021 STATE OF MICHIGAN

Cumulative Total of Recovered COVID-19 Cases

Cumulative Total of Recovered COVID-19 Cases (as of 03/05/2021): 549,881

During this response, MDHHS is reviewing vital records statistics to identify any laboratory confirmed COVID-19 cases who are 30 days out from their onset of illness to represent recovery status. As the pandemic continues to impact Michigan, this pool will expand to include more cases. Recovered is defined as the number of persons with a confirmed COVID-19 diagnosis who are alive 30 days post-onset (or referral date if onset is not available). The number of persons recovered on March 5, 2021 represents COVID-19 confirmed individuals with an onset date on or prior to February 3, 2021. If an individual dies from a COVID-related cause >30 days from onset/referral, they are removed from the number of persons recovered. These numbers will be updated every Saturday.

Source: Michigan Disease Surveillance System and Vital Records



Have questions?
Chat with Robin



[View Cases](#)[View Deaths](#)[View Table](#)

Select Preparedness Region:

All



Select County:

All



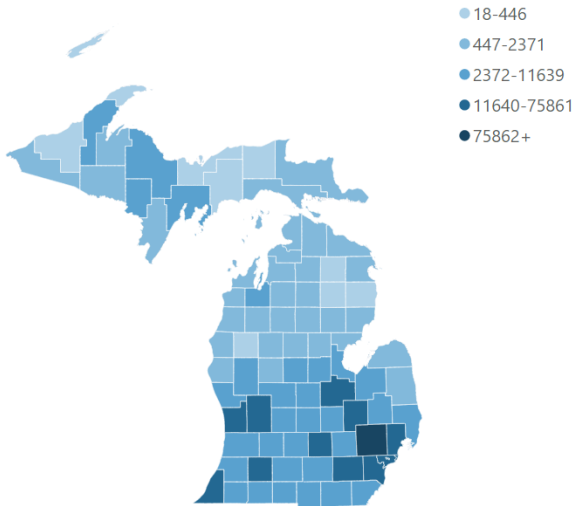
This report is provisional and subject to change. City of Detroit and Wayne County are reported separately. MDHHS began tracking probable cases April 5, 2020. FCI indicates federal correctional institute. MDOC indicates Michigan Department of Corrections. Diagnostic tests, including nucleic acid amplification/real-time polymerase chain reaction (NAAT/RT-PCR) and rapid virus antigen detection point of care (POC) tests, look for current infection. Serology (antibody) tests are used to look for the possibility of previous infection.

Source: Michigan Disease Surveillance System (MDSS) and Vital Records.

COVID-19 Cases by County

Confirmed cases include individuals with a positive diagnostic test for COVID-19. Probable cases include individuals with COVID-19 symptoms and an epidemiologic link to confirmed COVID-19, but no diagnostic test.

Cases by County



Michigan

Saturday, March 6, 2021

Michigan (Statewide) Case Fatality Rate

2.6%

Current Totals

Case Status	Cases	Deaths
Confirmed	596,054	15,666
Probable	60,018	992
Total	656,072	16,658

Laboratory Testing

Test Type	Tests Performed
Diagnostic	10,621,967
Serology	537,073
Total	11,159,040

[View Cases](#)[View Deaths](#)[View Table](#)

Select Preparedness Region:

All

Select County:

All

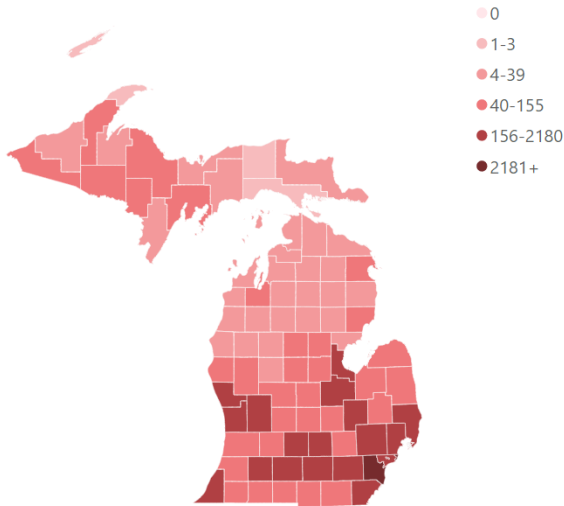
This report is provisional and subject to change. City of Detroit and Wayne County are reported separately. MDHHS began tracking probable cases April 5, 2020. FCI indicates federal correctional institute. MDOC indicates Michigan Department of Corrections. Diagnostic tests, including nucleic acid amplification/real-time polymerase chain reaction (NAAT/RT-PCR) and rapid virus antigen detection point of care (POC) tests, look for current infection. Serology (antibody) tests are used to look for the possibility of previous infection.

Source: Michigan Disease Surveillance System (MDSS) and Vital Records.

COVID-19 Deaths by County

Confirmed deaths include individuals who had a confirmed COVID-19 infection and are classified as deceased by the case investigation, have COVID-19 indicated as a cause of death on their death certificate, or who die within 30 days of infection and their manner of death is listed as natural. Probable deaths include individuals who have COVID indicated on their death certificate, but have not had a positive diagnostic test.

Deaths by County



Michigan

Saturday, March 6, 2021

Michigan (Statewide) Case Fatality Rate

2.6%

Current Totals

Case Status	Cases	Deaths
Confirmed	596,054	15,666
Probable	60,018	992
Total	656,072	16,658

Laboratory Testing

Test Type	Tests Performed
Diagnostic	10,621,967
Serology	537,073
Total	11,159,040

Confirmed Cases

Deaths

View Table

Select Preparedness Region:

All



Select County:

All



Cases are shown by onset date or by lab specimen collection date if onset date was unavailable. Deaths are shown by date of death or date of last status update if date of death was unavailable. Tracking of probable cases and deaths did not begin until April 5, 2020, therefore only probable cases referred for investigation on or after April 5, 2020 are displayed (onset may have been prior).

Notes: FCI indicates federal correctional institute. MDOC indicates Michigan Department of Corrections.

Daily Cases by Status

The number of daily confirmed cases represent the total number of people who had a positive diagnostic test for COVID-19 by the date of the onset of their symptoms.

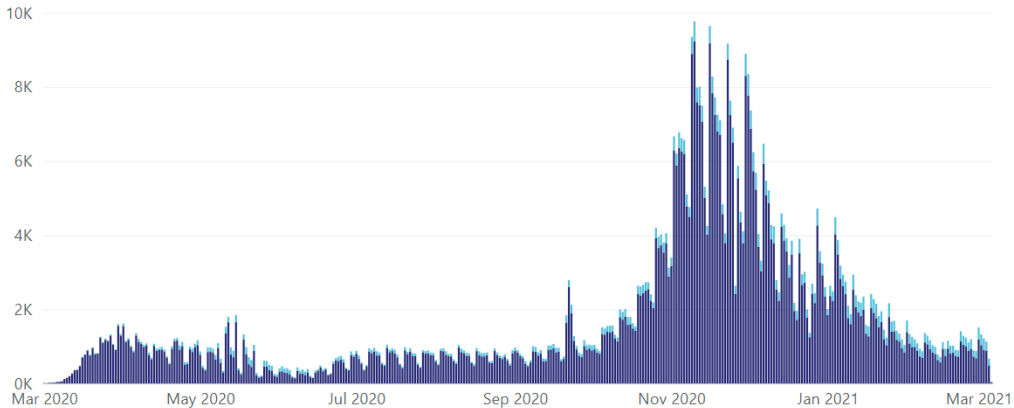
Filter by Date:

3/1/2020

3/6/2021

Cases by Date of Onset

Case Status ● Confirmed ● Probable



Confirmed Cases

Deaths

View Table

Select Preparedness Region:

All

Select County:

All

Cases are shown by onset date or by lab specimen collection date if onset date was unavailable. Deaths are shown by date of death or date of last status update if date of death was unavailable. Tracking of probable cases and deaths did not begin until April 5, 2020, therefore only probable cases referred for investigation on or after April 5, 2020 are displayed (onset may have been prior).

Notes: FCI indicates federal correctional institute. MDOC indicates Michigan Department of Corrections.

Daily Deaths by Status

Confirmed deaths include individuals who had a confirmed COVID-19 infection and are classified as deceased by the case investigation, have COVID-19 indicated as a cause of death on their death certificate, or who die within 30 days of infection and their manner of death is listed as natural. Data are shown by the date of death.

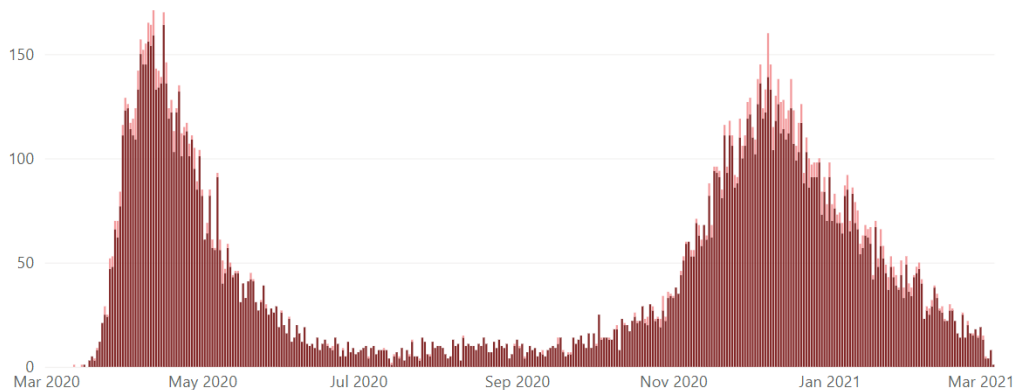
Filter by Date:

3/1/2020

3/6/2021

Deaths by Date of Death

Case Status ● Confirmed ● Probable



View Table

View Chart

Select Preparedness Region:

All

Select County:

All

Cases are shown by onset date or by lab specimen collection date if onset date was unavailable. Deaths are shown by date of death or date of last status update if date of death was unavailable. Tracking of probable cases and deaths did not begin until April 5, 2020, therefore these data are not displayed by date.

Notes: FCI indicates federal correctional institute. MDOC indicates Michigan Department of Corrections.

Cumulative Confirmed Cases and Deaths among Confirmed Cases

Cumulative cases represent the total number of people who had a positive diagnostic test for COVID-19. Cases are shown by the date of onset of symptoms. Cumulative Deaths represent the total number of people who had a confirmed COVID-19 infection and are classified as deceased by the case investigation, have COVID-19 indicated as a cause of death on their death certificate, or who die within 30 days of infection and their manner of death is listed as natural. Deaths are shown by date of death.

Filter By Date:

3/1/2020

3/6/2021

Cumulative Confirmed Cases and Deaths among Confirmed Cases by Date

● Confirmed Cases ● Deaths

0.6M

0.5M

0.4M

0.3M

0.2M

0.1M

0.0M

Mar 2020

May 2020

Jul 2020

Sep 2020

Nov 2020

Jan 2021

Mar 2021

Cases by Demographic Characteristics

Data are suppressed when the number of cases is five or below to protect the confidentiality of individuals. The sum of the cases for individual categories may be fewer than the total number of cases due to data suppression. Rates are not calculated for multiple races, other, and unknown race categories due to the unavailability of an appropriate denominator.

Cases

Deaths

Select case status:

- ☒ Confirmed
☐ Probable

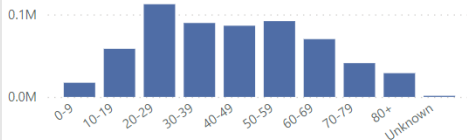
Select Preparedness Region:

All

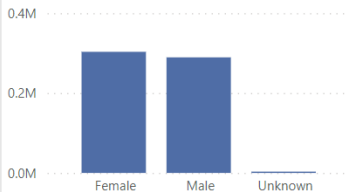
Select county:

All

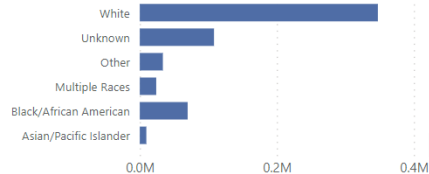
Cases by Age Group



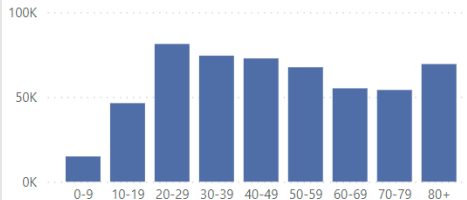
Cases by Sex



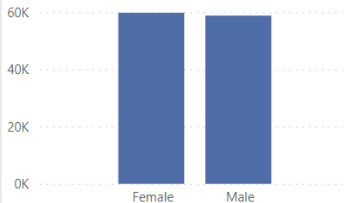
Cases by Race



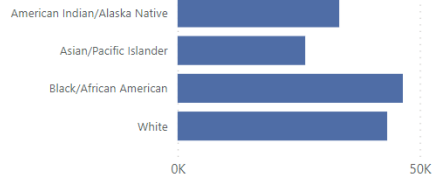
Cases per Million by Age Group



Cases per Million by Sex



Cases per Million by Race



Cases by Demographic Characteristics

Data are suppressed when the number of cases is five or below to protect the confidentiality of individuals. The sum of the cases for individual categories may be fewer than the total number of cases due to data suppression. Rates are not calculated for multiple races, other, and unknown race categories due to the unavailability of an appropriate denominator.

Cases

Deaths

Select case status:

- ☐ Confirmed
☒ Probable

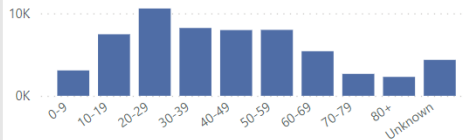
Select Preparedness Region:

All

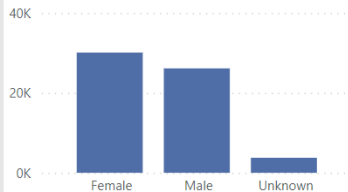
Select county:

All

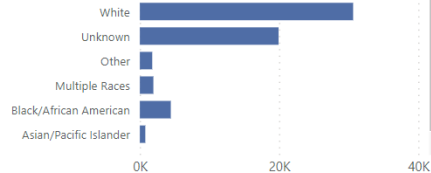
Cases by Age Group



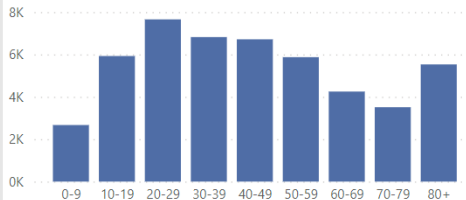
Cases by Sex



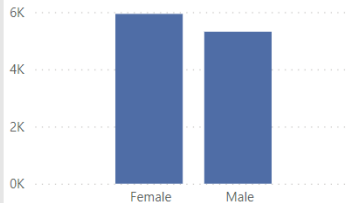
Cases by Race



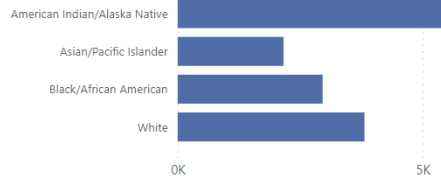
Cases per Million by Age Group



Cases per Million by Sex



Cases per Million by Race



Deaths by Demographic Characteristics

Data are suppressed when the number of deaths is five or below to protect the confidentiality of individuals. The sum of the deaths for individual categories may be fewer than the total number of deaths due to data suppression. Rates are not calculated for multiple races, other, and unknown race categories due to the unavailability of an appropriate denominator.

Cases

Deaths

Select case status:

- ☒ Confirmed
☐ Probable

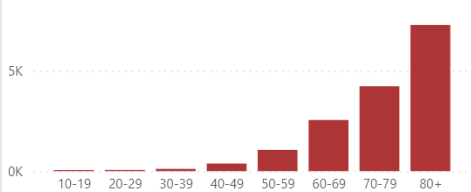
Select Preparedness Region:

All

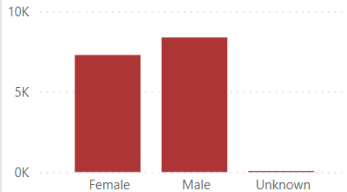
Select county:

All

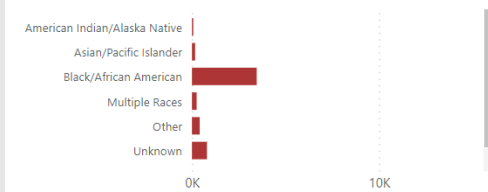
Deaths by Age Group



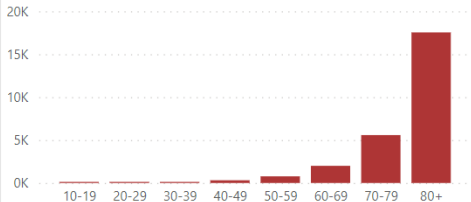
Deaths by Sex



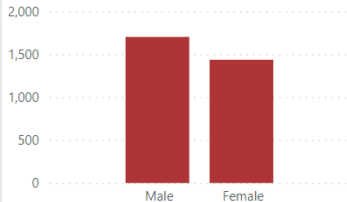
Deaths by Race



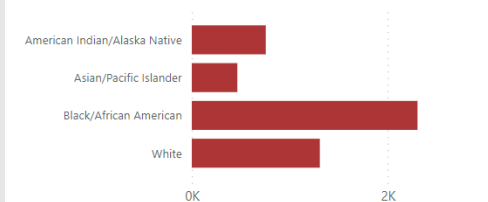
Deaths per Million by Age Group



Deaths per Million by Sex



Deaths per Million by Race



Deaths by Demographic Characteristics

Data are suppressed when the number of deaths is five or below to protect the confidentiality of individuals. The sum of the deaths for individual categories may be fewer than the total number of deaths due to data suppression. Rates are not calculated for multiple races, other, and unknown race categories due to the unavailability of an appropriate denominator.

Cases

Deaths

Select case status:

- ☐ Confirmed
☒ Probable

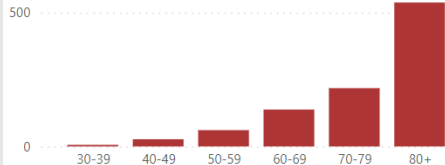
Select Preparedness Region:

All

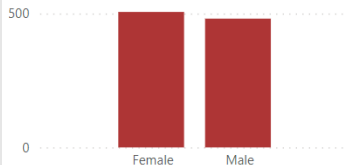
Select county:

All

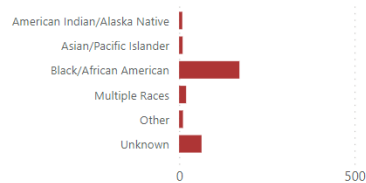
Deaths by Age Group



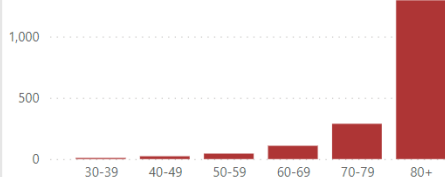
Deaths by Sex



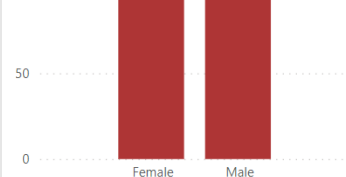
Deaths by Race



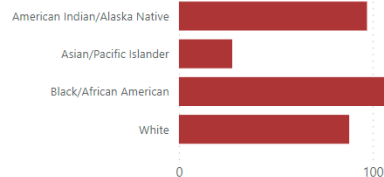
Deaths per Million by Age Group



Deaths per Million by Sex



Deaths per Million by Race



[View Table](#)[View Charts](#)

Select Preparedness Region:

All

Select County:

All

Diagnostic tests are used to find current infection and look for genes or proteins from the severe acute respiratory syndrome coronavirus 2 (SARS-CoV-2), the virus that causes COVID-19. These tests, which are performed as nasal swabs, include: Nucleic acid amplification test/real-time polymerase chain reaction (NAAT/RT-PCR) test and rapid virus antigen detection point of care (POC) tests.

Serology tests are used to look for the possibility of previous infection. Serology tests look for antibodies to SARS-CoV-2 in the blood. There are currently two types of serology tests: the enzyme-linked immunosorbent assay (ELISA) test and the rapid antibody detection POC test. Serology tests do not diagnose disease and do not guarantee immunity, but might provide information about previous infection.

Total Covid-19 Laboratory Tests

Total testing includes both diagnostic tests which are used to determine if an individual currently has COVID-19 and serology testing which is used to determine if a person has antibodies to Covid-19.

Filter by Date:

3/10/2020

3/5/2021

Total Laboratory Tests by Type and Date

Test Type ● Diagnostic ● Serology

100K

50K

0K

May 2020

Jul 2020

Sep 2020

Nov 2020

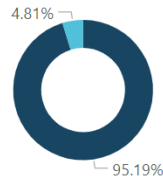
Jan 2021

Mar 2021

Total Tests Completed to Date

Test Type	Count	Tests per Million Residents
Diagnostic	10,621,967	1,063,140
Serology	537,073	53,755
Total	11,159,040	1,116,895

Percent of Tests Completed by Type



Test Type

● Diagnostic

● Serology

View Table

View Charts

Select Preparedness Region

All



Select County

All



Diagnostic tests are used to find current infection and look for genes or proteins from the severe acute respiratory syndrome coronavirus 2 (SARS-CoV-2), the virus that causes COVID-19. These tests, which are performed as nasal swabs, include: Nucleic acid amplification test/real-time polymerase chain reaction (NAAT/RT-PCR) test and rapid virus antigen detection point of care (POC) tests. Diagnostic tests do not include serology tests which look for antibodies to SARS-Cov-2 in the blood.

Diagnostic Covid-19 Laboratory Tests

Diagnostic tests are used to determine if an individual is currently infected with Covid-19.

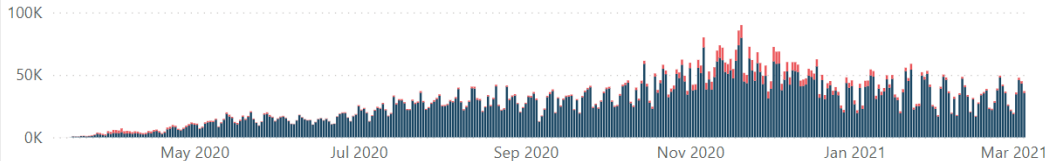
Filter by Date

3/10/2020

3/5/2021

Total Laboratory Tests by Type and Date

Test Type ● Negative ● Positive



Percent of Diagnostic Tests That Were Positive



Where does the data come from?

The State of Michigan COVID-19 Dashboard displays the most recent provisional data reported to the Michigan Department of Health and Humans Services (MDHHS) about cases in Michigan by selected demographics and county of residence (City of Detroit and Wayne County are reported separately). Data are reported to MDHHS via the [Michigan Disease Surveillance System \(MDSS\)](#). Provisional Death data are provided by the MDHHS Division for [Vital Records & Health Statistics](#).

How does MDHHS classify confirmed and probable cases?

Confirmed cases only include individuals who have had a positive diagnostic laboratory test for COVID-19. Probable cases include individuals who have symptoms consistent with COVID-19 and an epidemiologic link to a confirmed case or a positive serology (antibody) test, but do not have a positive diagnostic laboratory test for COVID-19 and individuals with a positive serology (antibody) test for COVID-19 and an epidemiologic link to a confirmed case.

How does MDHHS classify confirmed and probable deaths?

Confirmed deaths include individuals who meet one or more of the following conditions: 1) Have been identified as a confirmed case and classified as deceased as a result of a case investigation in the Michigan Disease Surveillance System (MDSS). MDSS is the database used by state and local health department to monitor reportable diseases like COVID-19; 2) have been identified as a confirmed case in MDSS had have a death certificate with COVID-19 listed as a cause of death; 3) have been identified as a confirmed case in MDSS and die within 30 days of onset of COVID-19 infection and have a death certificate which classifies their manner death as 'natural'. Probable deaths include individuals who have COVID indicated as a cause of death on their death certificate but have not had a positive diagnostic laboratory test.

Why do the number of probable cases fluctuate?

The number of probable cases can change daily based on the investigation efforts of the health department. When a probable case is first reported, local and/or state health department staff investigate to determine if the person meets the case definition of probable. As additional information is gathered, the case could be re-classified to confirmed, remain as probable, or be determined as not a case.

Why do data in the demographics tab not sum to the total number of cases for a county or region?

Data are not shown whenever the number of cases for a particular demographic category is fewer than six to protect the confidentiality of individuals. Rates are not calculated for other, multiple, and unknown race because an appropriate population denominator is not available for these categories at the county level.

Where can I get more information about COVID-19?

Visit <https://www.michigan.gov/coronavirus> to find information on resources and assistance, answers to frequently asked questions, and the latest updates on Michigan's response to COVID-19. For COVID-19 updates from CDC visit <https://www.cdc.gov/coronavirus/2019-ncov>.

PUBLIC USE DATASETS

Cases and Deaths by County

README

Includes total cases and deaths to date by case status (confirmed or probable) and county. County is based on the county of residence.

Confirmed cases only include individuals who have had a positive diagnostic laboratory test for COVID-19.

Probable cases include individuals who have symptoms consistent with COVID-19 and an epidemiologic link to a confirmed case or a positive serology (antibody) test, but do not have a positive diagnostic laboratory test for COVID-19 and individuals with a positive serology (antibody) test for COVID-19 and an epidemiologic link to a confirmed case.

Confirmed deaths include individuals who meet one or more of the following conditions: 1) Have been identified as a confirmed case and classified as deceased as a result of a case investigation in the Michigan Disease Surveillance System (MDSS). MDSS is the database used by state and local health department to monitor reportable diseases like COVID-19; 2) have been identified as a confirmed case in MDSS had have a death certificate with COVID-19 listed as a cause of death; 3) have been identified as a confirmed case in MDSS and die within 30 days of onset of COVID-19 infection and have a death certificate which classifies their manner death as 'natural'.

Probable deaths include individuals who have COVID indicated as a cause of death on their death certificate but have not had a positive diagnostic laboratory test.

The number of probable cases can change daily based on information obtained through the health department investigation. Probable cases can be re-classified as a confirmed case or determined to not be a case.

CASES AND DEATHS BY COUNTY 2021-03-06

Updated	COUNTY	ConfirmedCases	ConfirmedDeaths	ProbableCases	ProbableDeaths
2021/03/06 16:17:27	Alcona	356	19	77	5
2021/03/06 16:17:27	Alger	279	1	157	4
2021/03/06 16:17:27	Allegan	6648	95	757	23
2021/03/06 16:17:27	Alpena	1261	47	241	1
2021/03/06 16:17:27	Antrim	782	15	196	5
2021/03/06 16:17:27	Arenac	684	25	83	0
2021/03/06 16:17:27	Baraga	507	32	99	0
2021/03/06 16:17:27	Barry	3474	45	347	2
2021/03/06 16:17:27	Bay	7240	282	309	12
2021/03/06 16:17:27	Benzie	795	30	136	1
2021/03/06 16:17:27	Berrien	10812	226	828	19
2021/03/06 16:17:27	Branch	3451	83	324	4
2021/03/06 16:17:27	Calhoun	8508	219	1314	16
2021/03/06 16:17:27	Cass	3660	60	429	4
2021/03/06 16:17:27	Charlevoix	843	13	219	0
2021/03/06 16:17:27	Cheboygan	830	38	203	0
2021/03/06 16:17:27	Chippewa	733	23	1041	4
2021/03/06 16:17:27	Clare	1411	68	215	1
2021/03/06 16:17:27	Clinton	4468	67	630	4
2021/03/06 16:17:27	Crawford	572	5	35	0
2021/03/06 16:17:27	Delta	2673	66	484	19
2021/03/06 16:17:27	Dickinson	2133	55	240	15
2021/03/06 16:17:27	Eaton	5759	148	648	8
2021/03/06 16:17:27	Emmet	1274	38	281	1
2021/03/06 16:17:27	Genesee	22050	708	4061	49
2021/03/06 16:17:27	Gladwin	1266	40	234	3
2021/03/06 16:17:27	Gogebic	943	20	346	28
2021/03/06 16:17:27	Grand Traverse	3883	61	459	10
2021/03/06 16:17:27	Gratiot	2472	100	319	4
2021/03/06 16:17:27	Hillsdale	3095	73	297	3
2021/03/06 16:17:27	Houghton	2149	32	537	8
2021/03/06 16:17:27	Huron	1663	56	540	3
2021/03/06 16:17:27	Ingham	15764	276	925	6
2021/03/06 16:17:27	Ionia	4168	69	80	2
2021/03/06 16:17:27	Iosco	1130	64	151	3
2021/03/06 16:17:27	Iron	867	40	62	9
2021/03/06 16:17:27	Isabella	3598	72	464	1
2021/03/06 16:17:27	Jackson	9372	219	368	6
2021/03/06 16:17:27	Kalamazoo	13468	286	1806	38
2021/03/06 16:17:27	Kalkaska	590	15	44	0
2021/03/06 16:17:27	Kent	49306	659	2998	58
2021/03/06 16:17:27	Keweenaw	116	1	29	1
2021/03/06 16:17:27	Lake	349	10	19	1
2021/03/06 16:17:27	Lapeer	4467	120	713	2
2021/03/06 16:17:27	Leelanau	753	15	137	0
2021/03/06 16:17:27	Lenawee	6079	118	334	4
2021/03/06 16:17:27	Livingston	9475	135	1062	13

2021/03/06 16:17:27	Luce	132	0	98	1
2021/03/06 16:17:27	Mackinac	294	3	154	0
2021/03/06 16:17:27	Macomb	56025	1875	4125	104
2021/03/06 16:17:27	Manistee	749	18	44	3
2021/03/06 16:17:27	Marquette	3473	55	506	1
2021/03/06 16:17:27	Mason	1157	26	93	0
2021/03/06 16:17:27	Mecosta	1938	20	105	0
2021/03/06 16:17:27	Menominee	1619	36	263	2
2021/03/06 16:17:27	Midland	4494	63	594	3
2021/03/06 16:17:27	Missaukee	664	10	149	8
2021/03/06 16:17:27	Monroe	8766	192	1242	12
2021/03/06 16:17:27	Montcalm	3271	86	283	2
2021/03/06 16:17:27	Montmorency	313	16	57	1
2021/03/06 16:17:27	Muskegon	10396	299	211	7
2021/03/06 16:17:27	Newaygo	2771	50	158	2
2021/03/06 16:17:27	Oakland	65324	1908	10539	111
2021/03/06 16:17:27	Oceana	1806	48	83	2
2021/03/06 16:17:27	Ogemaw	948	33	168	1
2021/03/06 16:17:27	Ontonagon	359	19	54	1
2021/03/06 16:17:27	Osceola	931	23	139	0
2021/03/06 16:17:27	Oscoda	325	18	76	1
2021/03/06 16:17:27	Otsego	990	23	199	4
2021/03/06 16:17:27	Ottawa	21244	320	1297	37
2021/03/06 16:17:27	Presque Isle	587	27	80	1
2021/03/06 16:17:27	Roscommon	1048	33	140	0
2021/03/06 16:17:27	Saginaw	14293	507	733	11
2021/03/06 16:17:27	Sanilac	1942	73	213	4
2021/03/06 16:17:27	Schoolcraft	232	4	28	1
2021/03/06 16:17:27	Shiawassee	3667	80	227	1
2021/03/06 16:17:27	St Clair	7517	250	1350	11
2021/03/06 16:17:27	St Joseph	4263	79	525	6
2021/03/06 16:17:27	Tuscola	2910	128	383	10
2021/03/06 16:17:27	Van Buren	4754	86	279	11
2021/03/06 16:17:27	Washtenaw	17358	239	1593	6
2021/03/06 16:17:27	Wayne	65650	2087	5097	94
2021/03/06 16:17:27	Wexford	1376	20	105	1
2021/03/06 16:17:27	MDOC	24209	145	785	3
2021/03/06 16:17:27	FCI	309	5	5	0
2021/03/06 16:17:27	Out-of-State	1433	9	69	2
2021/03/06 16:17:27	Unknown	2	0	17	0
2021/03/06 16:17:27	Detroit City	30339	1864	2474	127

PUBLIC USE DATASETS

Cases by Demographics Statewide

README

Includes the total number of confirmed and probable cases and confirmed and probable deaths to date by demographic characteristics

Confirmed cases only include individuals who have had a positive diagnostic laboratory test for COVID-19.

Probable cases include individuals who have symptoms consistent with COVID-19 and an epidemiologic link to a confirmed case or a positive serology (antibody) test, but do not have a positive diagnostic laboratory test for COVID-19 and individuals with a positive serology (antibody) test for COVID-19 and an epidemiologic link to a confirmed case.

Confirmed deaths include individuals who meet one or more of the following conditions: 1) Have been identified as a confirmed case and classified as deceased as a result of a case investigation in the Michigan Disease Surveillance System (MDSS). MDSS is the database used by state and local health department to monitor reportable diseases like COVID-19; 2) have been identified as a confirmed case in MDSS had have a death certificate with COVID-19 listed as a cause of death; 3) have been identified as a confirmed case in MDSS and die within 30 days of onset of COVID-19 infection and have a death certificate which classifies their manner death as 'natural'.

Probable deaths include individuals who have COVID indicated as a cause of death on their death certificate but have not had a positive diagnostic laboratory test.

The number of probable cases can change daily based on information obtained through the health department investigation. Probable cases can be re-classified as a confirmed case or determined to not be a case.

Data is suppressed when the number of cases or deaths in a single category is between one and five to protect the confidentiality of individuals.

CASES BY DEMOGRAPHICS STATEWIDE 2021-03-06

CASE_STATUS	AgeCat	RaceCat	SEX	Cases	Deaths
Confirmed	0-9	American Indian/Alaska Native	Female	78	0
Confirmed	10-19	American Indian/Alaska Native	Female	201	0
Confirmed	20-29	American Indian/Alaska Native	Female	326	0
Confirmed	30-39	American Indian/Alaska Native	Female	264	Suppressed
Confirmed	40-49	American Indian/Alaska Native	Female	238	Suppressed
Confirmed	50-59	American Indian/Alaska Native	Female	237	Suppressed
Confirmed	60-69	American Indian/Alaska Native	Female	157	7
Confirmed	70-79	American Indian/Alaska Native	Female	92	10
Confirmed	80+	American Indian/Alaska Native	Female	36	7
Confirmed	Unknown	American Indian/Alaska Native	Female	Suppressed	0
Confirmed	0-9	Asian/Pacific Islander	Female	149	0
Confirmed	10-19	Asian/Pacific Islander	Female	522	0
Confirmed	20-29	Asian/Pacific Islander	Female	1053	0
Confirmed	30-39	Asian/Pacific Islander	Female	874	Suppressed
Confirmed	40-49	Asian/Pacific Islander	Female	798	0
Confirmed	50-59	Asian/Pacific Islander	Female	689	6
Confirmed	60-69	Asian/Pacific Islander	Female	391	10
Confirmed	70-79	Asian/Pacific Islander	Female	194	20
Confirmed	80+	Asian/Pacific Islander	Female	127	34
Confirmed	Unknown	Asian/Pacific Islander	Female	0	0
Confirmed	0-9	Black/African American	Female	917	Suppressed
Confirmed	10-19	Black/African American	Female	2392	Suppressed
Confirmed	20-29	Black/African American	Female	6358	12
Confirmed	30-39	Black/African American	Female	5669	15
Confirmed	40-49	Black/African American	Female	5025	65
Confirmed	50-59	Black/African American	Female	4640	149
Confirmed	60-69	Black/African American	Female	3991	331
Confirmed	70-79	Black/African American	Female	2398	444
Confirmed	80+	Black/African American	Female	1660	589
Confirmed	Unknown	Black/African American	Female	14	0
Confirmed	0-9	Multiple Races	Female	497	0
Confirmed	10-19	Multiple Races	Female	1588	Suppressed
Confirmed	20-29	Multiple Races	Female	2485	0
Confirmed	30-39	Multiple Races	Female	1783	0
Confirmed	40-49	Multiple Races	Female	1885	Suppressed
Confirmed	50-59	Multiple Races	Female	1931	10
Confirmed	60-69	Multiple Races	Female	1416	12
Confirmed	70-79	Multiple Races	Female	776	28
Confirmed	80+	Multiple Races	Female	517	64
Confirmed	Unknown	Multiple Races	Female	10	0
Confirmed	0-9	Other	Female	738	0
Confirmed	10-19	Other	Female	2049	0
Confirmed	20-29	Other	Female	3652	0
Confirmed	30-39	Other	Female	2817	Suppressed
Confirmed	40-49	Other	Female	2628	Suppressed
Confirmed	50-59	Other	Female	2065	13
Confirmed	60-69	Other	Female	1258	33

Confirmed	70-79	Other	Female	662	44
Confirmed	80+	Other	Female	452	77
Confirmed	Unknown	Other	Female	8	0
Confirmed	0-9	Unknown	Female	1194	Suppressed
Confirmed	10-19	Unknown	Female	4772	0
Confirmed	20-29	Unknown	Female	10930	Suppressed
Confirmed	30-39	Unknown	Female	8591	Suppressed
Confirmed	40-49	Unknown	Female	8815	8
Confirmed	50-59	Unknown	Female	9391	16
Confirmed	60-69	Unknown	Female	5691	43
Confirmed	70-79	Unknown	Female	2657	84
Confirmed	80+	Unknown	Female	2227	244
Confirmed	Unknown	Unknown	Female	98	0
Confirmed	0-9	White	Female	4640	0
Confirmed	10-19	White	Female	18501	Suppressed
Confirmed	20-29	White	Female	33177	11
Confirmed	30-39	White	Female	24651	16
Confirmed	40-49	White	Female	24316	56
Confirmed	50-59	White	Female	26882	184
Confirmed	60-69	White	Female	21620	541
Confirmed	70-79	White	Female	13883	1093
Confirmed	80+	White	Female	12505	2976
Confirmed	Unknown	White	Female	81	0
Confirmed	0-9	American Indian/Alaska Native	Male	71	0
Confirmed	10-19	American Indian/Alaska Native	Male	186	0
Confirmed	20-29	American Indian/Alaska Native	Male	259	0
Confirmed	30-39	American Indian/Alaska Native	Male	229	0
Confirmed	40-49	American Indian/Alaska Native	Male	238	0
Confirmed	50-59	American Indian/Alaska Native	Male	202	Suppressed
Confirmed	60-69	American Indian/Alaska Native	Male	159	18
Confirmed	70-79	American Indian/Alaska Native	Male	79	13
Confirmed	80+	American Indian/Alaska Native	Male	27	6
Confirmed	Unknown	American Indian/Alaska Native	Male	0	0
Confirmed	0-9	Asian/Pacific Islander	Male	206	0
Confirmed	10-19	Asian/Pacific Islander	Male	508	0
Confirmed	20-29	Asian/Pacific Islander	Male	1173	0
Confirmed	30-39	Asian/Pacific Islander	Male	864	0
Confirmed	40-49	Asian/Pacific Islander	Male	686	Suppressed
Confirmed	50-59	Asian/Pacific Islander	Male	653	Suppressed
Confirmed	60-69	Asian/Pacific Islander	Male	393	24
Confirmed	70-79	Asian/Pacific Islander	Male	180	36
Confirmed	80+	Asian/Pacific Islander	Male	90	28
Confirmed	Unknown	Asian/Pacific Islander	Male	0	0
Confirmed	0-9	Black/African American	Male	979	0
Confirmed	10-19	Black/African American	Male	2243	Suppressed
Confirmed	20-29	Black/African American	Male	6886	16
Confirmed	30-39	Black/African American	Male	6795	33
Confirmed	40-49	Black/African American	Male	6061	96
Confirmed	50-59	Black/African American	Male	5734	256
Confirmed	60-69	Black/African American	Male	4357	464

Confirmed	70-79	Black/African American	Male	2311	567
Confirmed	80+	Black/African American	Male	986	418
Confirmed	Unknown	Black/African American	Male	6	0
Confirmed	0-9	Multiple Races	Male	522	Suppressed
Confirmed	10-19	Multiple Races	Male	1566	0
Confirmed	20-29	Multiple Races	Male	2080	0
Confirmed	30-39	Multiple Races	Male	1471	Suppressed
Confirmed	40-49	Multiple Races	Male	1468	Suppressed
Confirmed	50-59	Multiple Races	Male	1542	8
Confirmed	60-69	Multiple Races	Male	1342	36
Confirmed	70-79	Multiple Races	Male	723	34
Confirmed	80+	Multiple Races	Male	313	48
Confirmed	Unknown	Multiple Races	Male	Suppressed	0
Confirmed	0-9	Other	Male	801	0
Confirmed	10-19	Other	Male	2094	0
Confirmed	20-29	Other	Male	3806	Suppressed
Confirmed	30-39	Other	Male	3052	Suppressed
Confirmed	40-49	Other	Male	2836	17
Confirmed	50-59	Other	Male	2375	28
Confirmed	60-69	Other	Male	1378	71
Confirmed	70-79	Other	Male	621	61
Confirmed	80+	Other	Male	274	57
Confirmed	Unknown	Other	Male	Suppressed	0
Confirmed	0-9	Unknown	Male	1226	0
Confirmed	10-19	Unknown	Male	4559	0
Confirmed	20-29	Unknown	Male	11049	0
Confirmed	30-39	Unknown	Male	9024	7
Confirmed	40-49	Unknown	Male	8179	17
Confirmed	50-59	Unknown	Male	9043	28
Confirmed	60-69	Unknown	Male	5558	73
Confirmed	70-79	Unknown	Male	2378	124
Confirmed	80+	Unknown	Male	1188	150
Confirmed	Unknown	Unknown	Male	106	0
Confirmed	0-9	White	Male	5091	0
Confirmed	10-19	White	Male	16879	Suppressed
Confirmed	20-29	White	Male	28467	18
Confirmed	30-39	White	Male	23004	31
Confirmed	40-49	White	Male	22563	102
Confirmed	50-59	White	Male	26004	347
Confirmed	60-69	White	Male	22024	879
Confirmed	70-79	White	Male	13884	1663
Confirmed	80+	White	Male	8306	2574
Confirmed	Unknown	White	Male	69	0
Confirmed	0-9	American Indian/Alaska Native	Unknown	0	0
Confirmed	10-19	American Indian/Alaska Native	Unknown	Suppressed	0
Confirmed	20-29	American Indian/Alaska Native	Unknown	Suppressed	0
Confirmed	30-39	American Indian/Alaska Native	Unknown	Suppressed	0
Confirmed	40-49	American Indian/Alaska Native	Unknown	0	0
Confirmed	50-59	American Indian/Alaska Native	Unknown	Suppressed	0
Confirmed	60-69	American Indian/Alaska Native	Unknown	Suppressed	0

Confirmed	70-79	American Indian/Alaska Native	Unknown	Suppressed	0
Confirmed	80+	American Indian/Alaska Native	Unknown	0	0
Confirmed	Unknown	American Indian/Alaska Native	Unknown	0	0
Confirmed	0-9	Asian/Pacific Islander	Unknown	0	0
Confirmed	10-19	Asian/Pacific Islander	Unknown	Suppressed	0
Confirmed	20-29	Asian/Pacific Islander	Unknown	8	0
Confirmed	30-39	Asian/Pacific Islander	Unknown	Suppressed	0
Confirmed	40-49	Asian/Pacific Islander	Unknown	Suppressed	0
Confirmed	50-59	Asian/Pacific Islander	Unknown	Suppressed	0
Confirmed	60-69	Asian/Pacific Islander	Unknown	Suppressed	0
Confirmed	70-79	Asian/Pacific Islander	Unknown	0	0
Confirmed	80+	Asian/Pacific Islander	Unknown	0	0
Confirmed	Unknown	Asian/Pacific Islander	Unknown	0	0
Confirmed	0-9	Black/African American	Unknown	Suppressed	0
Confirmed	10-19	Black/African American	Unknown	10	0
Confirmed	20-29	Black/African American	Unknown	107	0
Confirmed	30-39	Black/African American	Unknown	92	0
Confirmed	40-49	Black/African American	Unknown	100	0
Confirmed	50-59	Black/African American	Unknown	86	0
Confirmed	60-69	Black/African American	Unknown	40	Suppressed
Confirmed	70-79	Black/African American	Unknown	12	Suppressed
Confirmed	80+	Black/African American	Unknown	Suppressed	0
Confirmed	Unknown	Black/African American	Unknown	0	0
Confirmed	0-9	Multiple Races	Unknown	6	0
Confirmed	10-19	Multiple Races	Unknown	10	0
Confirmed	20-29	Multiple Races	Unknown	18	0
Confirmed	30-39	Multiple Races	Unknown	14	0
Confirmed	40-49	Multiple Races	Unknown	14	0
Confirmed	50-59	Multiple Races	Unknown	9	0
Confirmed	60-69	Multiple Races	Unknown	14	0
Confirmed	70-79	Multiple Races	Unknown	6	0
Confirmed	80+	Multiple Races	Unknown	Suppressed	0
Confirmed	Unknown	Multiple Races	Unknown	Suppressed	0
Confirmed	0-9	Other	Unknown	7	0
Confirmed	10-19	Other	Unknown	10	0
Confirmed	20-29	Other	Unknown	19	0
Confirmed	30-39	Other	Unknown	19	0
Confirmed	40-49	Other	Unknown	24	0
Confirmed	50-59	Other	Unknown	15	0
Confirmed	60-69	Other	Unknown	11	0
Confirmed	70-79	Other	Unknown	Suppressed	0
Confirmed	80+	Other	Unknown	6	0
Confirmed	Unknown	Other	Unknown	Suppressed	0
Confirmed	0-9	Unknown	Unknown	52	0
Confirmed	10-19	Unknown	Unknown	156	0
Confirmed	20-29	Unknown	Unknown	339	0
Confirmed	30-39	Unknown	Unknown	237	0
Confirmed	40-49	Unknown	Unknown	292	0
Confirmed	50-59	Unknown	Unknown	250	0
Confirmed	60-69	Unknown	Unknown	141	Suppressed

Confirmed	70-79	Unknown	Unknown	73	Suppressed
Confirmed	80+	Unknown	Unknown	54	Suppressed
Confirmed	Unknown	Unknown	Unknown	43	0
Confirmed	0-9	White	Unknown	13	0
Confirmed	10-19	White	Unknown	86	0
Confirmed	20-29	White	Unknown	176	0
Confirmed	30-39	White	Unknown	176	0
Confirmed	40-49	White	Unknown	158	0
Confirmed	50-59	White	Unknown	152	0
Confirmed	60-69	White	Unknown	115	0
Confirmed	70-79	White	Unknown	53	Suppressed
Confirmed	80+	White	Unknown	20	Suppressed
Confirmed	Unknown	White	Unknown	Suppressed	0
Probable	0-9	American Indian/Alaska Native	Female	30	0
Probable	10-19	American Indian/Alaska Native	Female	37	0
Probable	20-29	American Indian/Alaska Native	Female	55	0
Probable	30-39	American Indian/Alaska Native	Female	39	0
Probable	40-49	American Indian/Alaska Native	Female	39	0
Probable	50-59	American Indian/Alaska Native	Female	27	0
Probable	60-69	American Indian/Alaska Native	Female	22	0
Probable	70-79	American Indian/Alaska Native	Female	7	0
Probable	80+	American Indian/Alaska Native	Female	Suppressed	Suppressed
Probable	Unknown	American Indian/Alaska Native	Female	Suppressed	0
Probable	0-9	Asian/Pacific Islander	Female	21	0
Probable	10-19	Asian/Pacific Islander	Female	46	0
Probable	20-29	Asian/Pacific Islander	Female	97	0
Probable	30-39	Asian/Pacific Islander	Female	76	0
Probable	40-49	Asian/Pacific Islander	Female	56	0
Probable	50-59	Asian/Pacific Islander	Female	54	0
Probable	60-69	Asian/Pacific Islander	Female	29	Suppressed
Probable	70-79	Asian/Pacific Islander	Female	12	Suppressed
Probable	80+	Asian/Pacific Islander	Female	Suppressed	0
Probable	Unknown	Asian/Pacific Islander	Female	Suppressed	0
Probable	0-9	Black/African American	Female	100	0
Probable	10-19	Black/African American	Female	194	0
Probable	20-29	Black/African American	Female	477	0
Probable	30-39	Black/African American	Female	426	0
Probable	40-49	Black/African American	Female	367	Suppressed
Probable	50-59	Black/African American	Female	335	10
Probable	60-69	Black/African American	Female	241	16
Probable	70-79	Black/African American	Female	98	15
Probable	80+	Black/African American	Female	71	34
Probable	Unknown	Black/African American	Female	22	0
Probable	0-9	Multiple Races	Female	89	0
Probable	10-19	Multiple Races	Female	165	0
Probable	20-29	Multiple Races	Female	185	0
Probable	30-39	Multiple Races	Female	121	0
Probable	40-49	Multiple Races	Female	132	0
Probable	50-59	Multiple Races	Female	127	Suppressed
Probable	60-69	Multiple Races	Female	87	Suppressed

Probable	70-79	Multiple Races	Female	40	0
Probable	80+	Multiple Races	Female	28	7
Probable	Unknown	Multiple Races	Female	41	0
Probable	0-9	Other	Female	66	0
Probable	10-19	Other	Female	128	0
Probable	20-29	Other	Female	191	0
Probable	30-39	Other	Female	151	0
Probable	40-49	Other	Female	136	0
Probable	50-59	Other	Female	94	Suppressed
Probable	60-69	Other	Female	54	Suppressed
Probable	70-79	Other	Female	25	0
Probable	80+	Other	Female	11	Suppressed
Probable	Unknown	Other	Female	16	0
Probable	0-9	Unknown	Female	272	0
Probable	10-19	Unknown	Female	873	0
Probable	20-29	Unknown	Female	1609	0
Probable	30-39	Unknown	Female	1121	0
Probable	40-49	Unknown	Female	1230	0
Probable	50-59	Unknown	Female	1206	Suppressed
Probable	60-69	Unknown	Female	837	Suppressed
Probable	70-79	Unknown	Female	336	Suppressed
Probable	80+	Unknown	Female	234	22
Probable	Unknown	Unknown	Female	1077	0
Probable	0-9	White	Female	899	0
Probable	10-19	White	Female	2204	Suppressed
Probable	20-29	White	Female	2806	0
Probable	30-39	White	Female	2226	Suppressed
Probable	40-49	White	Female	2201	Suppressed
Probable	50-59	White	Female	2260	15
Probable	60-69	White	Female	1540	34
Probable	70-79	White	Female	863	70
Probable	80+	White	Female	1114	254
Probable	Unknown	White	Female	320	0
Probable	0-9	American Indian/Alaska Native	Male	19	0
Probable	10-19	American Indian/Alaska Native	Male	43	0
Probable	20-29	American Indian/Alaska Native	Male	42	0
Probable	30-39	American Indian/Alaska Native	Male	40	0
Probable	40-49	American Indian/Alaska Native	Male	35	0
Probable	50-59	American Indian/Alaska Native	Male	27	0
Probable	60-69	American Indian/Alaska Native	Male	19	Suppressed
Probable	70-79	American Indian/Alaska Native	Male	7	Suppressed
Probable	80+	American Indian/Alaska Native	Male	Suppressed	Suppressed
Probable	Unknown	American Indian/Alaska Native	Male	Suppressed	0
Probable	0-9	Asian/Pacific Islander	Male	30	0
Probable	10-19	Asian/Pacific Islander	Male	45	0
Probable	20-29	Asian/Pacific Islander	Male	92	0
Probable	30-39	Asian/Pacific Islander	Male	75	Suppressed
Probable	40-49	Asian/Pacific Islander	Male	57	0
Probable	50-59	Asian/Pacific Islander	Male	44	Suppressed
Probable	60-69	Asian/Pacific Islander	Male	20	Suppressed

Probable	70-79	Asian/Pacific Islander	Male	7	Suppressed
Probable	80+	Asian/Pacific Islander	Male	6	Suppressed
Probable	Unknown	Asian/Pacific Islander	Male	Suppressed	0
Probable	0-9	Black/African American	Male	101	0
Probable	10-19	Black/African American	Male	203	Suppressed
Probable	20-29	Black/African American	Male	418	0
Probable	30-39	Black/African American	Male	377	0
Probable	40-49	Black/African American	Male	318	8
Probable	50-59	Black/African American	Male	316	11
Probable	60-69	Black/African American	Male	209	24
Probable	70-79	Black/African American	Male	85	31
Probable	80+	Black/African American	Male	34	19
Probable	Unknown	Black/African American	Male	14	0
Probable	0-9	Multiple Races	Male	72	0
Probable	10-19	Multiple Races	Male	165	0
Probable	20-29	Multiple Races	Male	151	0
Probable	30-39	Multiple Races	Male	107	0
Probable	40-49	Multiple Races	Male	117	Suppressed
Probable	50-59	Multiple Races	Male	95	0
Probable	60-69	Multiple Races	Male	72	Suppressed
Probable	70-79	Multiple Races	Male	36	Suppressed
Probable	80+	Multiple Races	Male	16	7
Probable	Unknown	Multiple Races	Male	45	0
Probable	0-9	Other	Male	55	0
Probable	10-19	Other	Male	158	0
Probable	20-29	Other	Male	189	0
Probable	30-39	Other	Male	162	0
Probable	40-49	Other	Male	140	0
Probable	50-59	Other	Male	91	Suppressed
Probable	60-69	Other	Male	57	Suppressed
Probable	70-79	Other	Male	21	Suppressed
Probable	80+	Other	Male	7	Suppressed
Probable	Unknown	Other	Male	15	0
Probable	0-9	Unknown	Male	309	0
Probable	10-19	Unknown	Male	913	0
Probable	20-29	Unknown	Male	1450	0
Probable	30-39	Unknown	Male	1094	Suppressed
Probable	40-49	Unknown	Male	965	Suppressed
Probable	50-59	Unknown	Male	1045	Suppressed
Probable	60-69	Unknown	Male	654	Suppressed
Probable	70-79	Unknown	Male	270	7
Probable	80+	Unknown	Male	140	16
Probable	Unknown	Unknown	Male	926	0
Probable	0-9	White	Male	918	0
Probable	10-19	White	Male	2039	0
Probable	20-29	White	Male	2382	Suppressed
Probable	30-39	White	Male	1855	Suppressed
Probable	40-49	White	Male	1807	7
Probable	50-59	White	Male	1951	17
Probable	60-69	White	Male	1359	45

Probable	70-79	White	Male	755	83
Probable	80+	White	Male	580	169
Probable	Unknown	White	Male	274	0
Probable	0-9	American Indian/Alaska Native	Unknown	0	0
Probable	10-19	American Indian/Alaska Native	Unknown	0	0
Probable	20-29	American Indian/Alaska Native	Unknown	Suppressed	0
Probable	30-39	American Indian/Alaska Native	Unknown	0	0
Probable	40-49	American Indian/Alaska Native	Unknown	Suppressed	0
Probable	50-59	American Indian/Alaska Native	Unknown	Suppressed	0
Probable	60-69	American Indian/Alaska Native	Unknown	0	0
Probable	70-79	American Indian/Alaska Native	Unknown	0	0
Probable	80+	American Indian/Alaska Native	Unknown	0	0
Probable	Unknown	American Indian/Alaska Native	Unknown	Suppressed	0
Probable	0-9	Asian/Pacific Islander	Unknown	0	0
Probable	10-19	Asian/Pacific Islander	Unknown	0	0
Probable	20-29	Asian/Pacific Islander	Unknown	Suppressed	0
Probable	30-39	Asian/Pacific Islander	Unknown	Suppressed	0
Probable	40-49	Asian/Pacific Islander	Unknown	Suppressed	0
Probable	50-59	Asian/Pacific Islander	Unknown	Suppressed	0
Probable	60-69	Asian/Pacific Islander	Unknown	0	0
Probable	70-79	Asian/Pacific Islander	Unknown	0	0
Probable	80+	Asian/Pacific Islander	Unknown	0	0
Probable	Unknown	Asian/Pacific Islander	Unknown	Suppressed	0
Probable	0-9	Black/African American	Unknown	Suppressed	0
Probable	10-19	Black/African American	Unknown	6	0
Probable	20-29	Black/African American	Unknown	7	0
Probable	30-39	Black/African American	Unknown	Suppressed	0
Probable	40-49	Black/African American	Unknown	7	0
Probable	50-59	Black/African American	Unknown	Suppressed	0
Probable	60-69	Black/African American	Unknown	Suppressed	0
Probable	70-79	Black/African American	Unknown	Suppressed	0
Probable	80+	Black/African American	Unknown	0	0
Probable	Unknown	Black/African American	Unknown	6	0
Probable	0-9	Multiple Races	Unknown	Suppressed	0
Probable	10-19	Multiple Races	Unknown	Suppressed	0
Probable	20-29	Multiple Races	Unknown	10	0
Probable	30-39	Multiple Races	Unknown	12	0
Probable	40-49	Multiple Races	Unknown	Suppressed	0
Probable	50-59	Multiple Races	Unknown	6	0
Probable	60-69	Multiple Races	Unknown	Suppressed	0
Probable	70-79	Multiple Races	Unknown	0	0
Probable	80+	Multiple Races	Unknown	0	0
Probable	Unknown	Multiple Races	Unknown	10	0
Probable	0-9	Other	Unknown	Suppressed	0
Probable	10-19	Other	Unknown	Suppressed	0
Probable	20-29	Other	Unknown	Suppressed	0
Probable	30-39	Other	Unknown	Suppressed	0
Probable	40-49	Other	Unknown	Suppressed	0
Probable	50-59	Other	Unknown	Suppressed	0
Probable	60-69	Other	Unknown	Suppressed	0

Probable	70-79	Other	Unknown	0	0
Probable	80+	Other	Unknown	0	0
Probable	Unknown	Other	Unknown	0	0
Probable	0-9	Unknown	Unknown	65	0
Probable	10-19	Unknown	Unknown	195	Suppressed
Probable	20-29	Unknown	Unknown	382	0
Probable	30-39	Unknown	Unknown	300	0
Probable	40-49	Unknown	Unknown	315	Suppressed
Probable	50-59	Unknown	Unknown	274	0
Probable	60-69	Unknown	Unknown	184	0
Probable	70-79	Unknown	Unknown	78	Suppressed
Probable	80+	Unknown	Unknown	33	Suppressed
Probable	Unknown	Unknown	Unknown	1539	0
Probable	0-9	White	Unknown	22	0
Probable	10-19	White	Unknown	40	0
Probable	20-29	White	Unknown	37	0
Probable	30-39	White	Unknown	35	0
Probable	40-49	White	Unknown	36	0
Probable	50-59	White	Unknown	32	0
Probable	60-69	White	Unknown	16	Suppressed
Probable	70-79	White	Unknown	17	0
Probable	80+	White	Unknown	7	0
Probable	Unknown	White	Unknown	40	0

PUBLIC USE DATASETS

COVID-19 Tests by County

README

Data includes tests by type (diagnostic, serology or total combined) by county.

Diagnostic tests are used to find current infection and look for genes or proteins from the severe acute respiratory syndrome coronavirus 2 (SARS-CoV-2), the virus that causes COVID-19. These tests, which are performed as nasal swabs, include: Nucleic acid amplification test/real-time polymerase chain reaction (NAAT/RT-PCR) test and rapid virus antigen detection point of care (POC) tests.

Serology tests are used to look for the possibility of previous infection. Serology tests look for antibodies to SARS-CoV-2 in the blood. There are currently two types of serology tests: the enzyme-linked immunosorbent assay (ELISA) test and the rapid antibody detection POC test. Serology tests do not diagnose disease and do not guarantee immunity, but might provide information about previous infection.

Correctional includes state and federal prisons and county and city detection facilities.

Testing data represents total tests performed, not individuals tested. A single individual may have more than one test completed.

COVID-19 TESTS BY COUNTY 2021-03-06

Updated	COUNTY	TestType	Count	RatePerMillion
2021/03/06 16:17:42	Alcona	Diagnostic	5619	540029
2021/03/06 16:17:42	Alcona	Serology	160	15377
2021/03/06 16:17:42	Alcona	Total	5779	555406
2021/03/06 16:17:42	Alger	Serology	355	38977
2021/03/06 16:17:42	Alger	Diagnostic	6845	751537
2021/03/06 16:17:42	Alger	Total	7200	790514
2021/03/06 16:17:42	Allegan	Serology	2714	22984
2021/03/06 16:17:42	Allegan	Diagnostic	98566	834732
2021/03/06 16:17:42	Allegan	Total	101280	857716
2021/03/06 16:17:42	Alpena	Serology	669	23552
2021/03/06 16:17:42	Alpena	Diagnostic	16090	566450
2021/03/06 16:17:42	Alpena	Total	16759	590002
2021/03/06 16:17:42	Antrim	Serology	700	30012
2021/03/06 16:17:42	Antrim	Diagnostic	18581	796647
2021/03/06 16:17:42	Antrim	Total	19281	826659
2021/03/06 16:17:42	Arenac	Diagnostic	12482	838675
2021/03/06 16:17:42	Arenac	Serology	420	28220
2021/03/06 16:17:42	Arenac	Total	12902	866895
2021/03/06 16:17:42	Baraga	Diagnostic	7422	904130
2021/03/06 16:17:42	Baraga	Serology	59	7187
2021/03/06 16:17:42	Baraga	Total	7481	911317
2021/03/06 16:17:42	Barry	Diagnostic	48687	791015
2021/03/06 16:17:42	Barry	Serology	1752	28465
2021/03/06 16:17:42	Barry	Total	50439	819480
2021/03/06 16:17:42	Bay	Diagnostic	105668	1024649
2021/03/06 16:17:42	Bay	Serology	6550	63515
2021/03/06 16:17:42	Bay	Total	112218	1088164
2021/03/06 16:17:42	Benzie	Serology	690	38838
2021/03/06 16:17:42	Benzie	Diagnostic	10902	613644
2021/03/06 16:17:42	Benzie	Total	11592	652482
2021/03/06 16:17:42	Berrien	Serology	5400	35202
2021/03/06 16:17:42	Berrien	Diagnostic	199985	1303675
2021/03/06 16:17:42	Berrien	Total	205385	1338877
2021/03/06 16:17:42	Branch	Diagnostic	34376	789944
2021/03/06 16:17:42	Branch	Serology	449	10318
2021/03/06 16:17:42	Branch	Total	34825	800262
2021/03/06 16:17:42	Calhoun	Diagnostic	165210	1231449
2021/03/06 16:17:42	Calhoun	Serology	1721	12828
2021/03/06 16:17:42	Calhoun	Total	166931	1244277
2021/03/06 16:17:42	Cass	Serology	652	12590
2021/03/06 16:17:42	Cass	Diagnostic	33612	649043
2021/03/06 16:17:42	Cass	Total	34264	661633
2021/03/06 16:17:42	Charlevoix	Diagnostic	19552	747887
2021/03/06 16:17:42	Charlevoix	Serology	1062	40623
2021/03/06 16:17:42	Charlevoix	Total	20614	788509
2021/03/06 16:17:42	Cheboygan	Diagnostic	12604	498655
2021/03/06 16:17:42	Cheboygan	Serology	534	21127

2021/03/06 16:17:42	Cheboygan	Total	13138	519782
2021/03/06 16:17:42	Chippewa	Diagnostic	20305	543656
2021/03/06 16:17:42	Chippewa	Serology	282	7550
2021/03/06 16:17:42	Chippewa	Total	20587	551206
2021/03/06 16:17:42	Clare	Serology	896	28950
2021/03/06 16:17:42	Clare	Diagnostic	17626	569499
2021/03/06 16:17:42	Clare	Total	18522	598449
2021/03/06 16:17:42	Clinton	Diagnostic	49329	619750
2021/03/06 16:17:42	Clinton	Serology	3810	47867
2021/03/06 16:17:42	Clinton	Total	53139	667617
2021/03/06 16:17:42	Correctional	Serology	23124	
2021/03/06 16:17:42	Correctional	Diagnostic	613876	
2021/03/06 16:17:42	Correctional	Total	637000	
2021/03/06 16:17:42	Crawford	Diagnostic	8592	612446
2021/03/06 16:17:42	Crawford	Serology	315	22453
2021/03/06 16:17:42	Crawford	Total	8907	634899
2021/03/06 16:17:42	Delta	Diagnostic	34974	977364
2021/03/06 16:17:42	Delta	Serology	769	21490
2021/03/06 16:17:42	Delta	Total	35743	998854
2021/03/06 16:17:42	Detroit City	Diagnostic	645317	993095
2021/03/06 16:17:42	Detroit City	Serology	24467	37653
2021/03/06 16:17:42	Detroit City	Total	669784	1030748
2021/03/06 16:17:42	Dickinson	Diagnostic	16138	639407
2021/03/06 16:17:42	Dickinson	Serology	158	6260
2021/03/06 16:17:42	Dickinson	Total	16296	645667
2021/03/06 16:17:42	Eaton	Diagnostic	103962	942812
2021/03/06 16:17:42	Eaton	Serology	5659	51320
2021/03/06 16:17:42	Eaton	Total	109621	994132
2021/03/06 16:17:42	Emmet	Diagnostic	25253	755738
2021/03/06 16:17:42	Emmet	Serology	1454	43513
2021/03/06 16:17:42	Emmet	Total	26707	799252
2021/03/06 16:17:42	Genesee	Diagnostic	317469	782304
2021/03/06 16:17:42	Genesee	Serology	18368	45262
2021/03/06 16:17:42	Genesee	Total	335837	827566
2021/03/06 16:17:42	Gladwin	Diagnostic	15559	611380
2021/03/06 16:17:42	Gladwin	Serology	1084	42595
2021/03/06 16:17:42	Gladwin	Total	16643	653975
2021/03/06 16:17:42	Gogebic	Serology	258	18462
2021/03/06 16:17:42	Gogebic	Diagnostic	16485	1179606
2021/03/06 16:17:42	Gogebic	Total	16743	1198068
2021/03/06 16:17:42	Grand Traverse	Diagnostic	74474	800039
2021/03/06 16:17:42	Grand Traverse	Serology	5987	64315
2021/03/06 16:17:42	Grand Traverse	Total	80461	864354
2021/03/06 16:17:42	Gratiot	Diagnostic	47670	1170937
2021/03/06 16:17:42	Gratiot	Serology	1035	25423
2021/03/06 16:17:42	Gratiot	Total	48705	1196360
2021/03/06 16:17:42	Hillsdale	Diagnostic	38386	841706
2021/03/06 16:17:42	Hillsdale	Serology	902	19779
2021/03/06 16:17:42	Hillsdale	Total	39288	861484
2021/03/06 16:17:42	Houghton	Serology	257	7202

2021/03/06 16:17:42	Houghton	Diagnostic	41097	1151693
2021/03/06 16:17:42	Houghton	Total	41354	1158895
2021/03/06 16:17:42	Huron	Diagnostic	25057	808786
2021/03/06 16:17:42	Huron	Serology	654	21110
2021/03/06 16:17:42	Huron	Total	25711	829896
2021/03/06 16:17:42	Ingham	Serology	18524	63350
2021/03/06 16:17:42	Ingham	Diagnostic	282869	967384
2021/03/06 16:17:42	Ingham	Total	301393	1030735
2021/03/06 16:17:42	Ionia	Serology	2094	32366
2021/03/06 16:17:42	Ionia	Diagnostic	64972	1004251
2021/03/06 16:17:42	Ionia	Total	67066	1036617
2021/03/06 16:17:42	Iosco	Diagnostic	20465	814463
2021/03/06 16:17:42	Iosco	Serology	557	22167
2021/03/06 16:17:42	Iosco	Total	21022	836630
2021/03/06 16:17:42	Iron	Serology	123	11115
2021/03/06 16:17:42	Iron	Diagnostic	23054	2083318
2021/03/06 16:17:42	Iron	Total	23177	2094433
2021/03/06 16:17:42	Isabella	Diagnostic	46031	658790
2021/03/06 16:17:42	Isabella	Serology	1312	18777
2021/03/06 16:17:42	Isabella	Total	47343	677568
2021/03/06 16:17:42	Jackson	Diagnostic	180388	1138023
2021/03/06 16:17:42	Jackson	Serology	3394	21412
2021/03/06 16:17:42	Jackson	Total	183782	1159435
2021/03/06 16:17:42	Kalamazoo	Diagnostic	252741	953502
2021/03/06 16:17:42	Kalamazoo	Serology	6646	25073
2021/03/06 16:17:42	Kalamazoo	Total	259387	978575
2021/03/06 16:17:42	Kalkaska	Serology	654	36257
2021/03/06 16:17:42	Kalkaska	Diagnostic	14246	789777
2021/03/06 16:17:42	Kalkaska	Total	14900	826034
2021/03/06 16:17:42	Kent	Diagnostic	741226	1128275
2021/03/06 16:17:42	Kent	Serology	42608	64857
2021/03/06 16:17:42	Kent	Total	783834	1193132
2021/03/06 16:17:42	Keweenaw	Diagnostic	1945	919187
2021/03/06 16:17:42	Keweenaw	Serology	31	14650
2021/03/06 16:17:42	Keweenaw	Total	1976	933837
2021/03/06 16:17:42	Lake	Diagnostic	9636	812959
2021/03/06 16:17:42	Lake	Serology	192	16198
2021/03/06 16:17:42	Lake	Total	9828	829157
2021/03/06 16:17:42	Lapeer	Diagnostic	53651	612405
2021/03/06 16:17:42	Lapeer	Serology	3030	34586
2021/03/06 16:17:42	Lapeer	Total	56681	646992
2021/03/06 16:17:42	Leelanau	Serology	942	43288
2021/03/06 16:17:42	Leelanau	Diagnostic	10889	500391
2021/03/06 16:17:42	Leelanau	Total	11831	543679
2021/03/06 16:17:42	Lenawee	Diagnostic	105169	1068237
2021/03/06 16:17:42	Lenawee	Serology	1876	19055
2021/03/06 16:17:42	Lenawee	Total	107045	1087292
2021/03/06 16:17:42	Livingston	Serology	7272	37876
2021/03/06 16:17:42	Livingston	Diagnostic	166024	864731
2021/03/06 16:17:42	Livingston	Total	173296	902607

2021/03/06 16:17:42	Luce	Diagnostic	4448	714079
2021/03/06 16:17:42	Luce	Serology	37	5940
2021/03/06 16:17:42	Luce	Total	4485	720019
2021/03/06 16:17:42	Mackinac	Diagnostic	7004	648579
2021/03/06 16:17:42	Mackinac	Serology	114	10557
2021/03/06 16:17:42	Mackinac	Total	7118	659135
2021/03/06 16:17:42	Macomb	Diagnostic	707927	810011
2021/03/06 16:17:42	Macomb	Serology	53192	60862
2021/03/06 16:17:42	Macomb	Total	761119	870873
2021/03/06 16:17:42	Manistee	Serology	900	36648
2021/03/06 16:17:42	Manistee	Diagnostic	16215	660274
2021/03/06 16:17:42	Manistee	Total	17115	696922
2021/03/06 16:17:42	Marquette	Serology	1255	18816
2021/03/06 16:17:42	Marquette	Diagnostic	110570	1657746
2021/03/06 16:17:42	Marquette	Total	111825	1676562
2021/03/06 16:17:42	Mason	Diagnostic	27350	938444
2021/03/06 16:17:42	Mason	Serology	942	32322
2021/03/06 16:17:42	Mason	Total	28292	970766
2021/03/06 16:17:42	Mecosta	Diagnostic	32915	757485
2021/03/06 16:17:42	Mecosta	Serology	900	20712
2021/03/06 16:17:42	Mecosta	Total	33815	778197
2021/03/06 16:17:42	Menominee	Diagnostic	20949	919622
2021/03/06 16:17:42	Menominee	Serology	133	5838
2021/03/06 16:17:42	Menominee	Total	21082	925461
2021/03/06 16:17:42	Midland	Serology	6768	81389
2021/03/06 16:17:42	Midland	Diagnostic	52505	631404
2021/03/06 16:17:42	Midland	Total	59273	712793
2021/03/06 16:17:42	Missaukee	Diagnostic	8616	569917
2021/03/06 16:17:42	Missaukee	Serology	608	40217
2021/03/06 16:17:42	Missaukee	Total	9224	610134
2021/03/06 16:17:42	Monroe	Serology	5170	34352
2021/03/06 16:17:42	Monroe	Diagnostic	129611	861203
2021/03/06 16:17:42	Monroe	Total	134781	895555
2021/03/06 16:17:42	Montcalm	Diagnostic	64526	1009986
2021/03/06 16:17:42	Montcalm	Serology	2158	33778
2021/03/06 16:17:42	Montcalm	Total	66684	1043764
2021/03/06 16:17:42	Montmorency	Diagnostic	6032	646655
2021/03/06 16:17:42	Montmorency	Serology	349	37414
2021/03/06 16:17:42	Montmorency	Total	6381	684069
2021/03/06 16:17:42	Muskegon	Diagnostic	175784	1012779
2021/03/06 16:17:42	Muskegon	Serology	3329	19180
2021/03/06 16:17:42	Muskegon	Total	179113	1031959
2021/03/06 16:17:42	Newaygo	Serology	1563	31911
2021/03/06 16:17:42	Newaygo	Diagnostic	36738	750061
2021/03/06 16:17:42	Newaygo	Total	38301	781972
2021/03/06 16:17:42	Oakland	Diagnostic	1124848	894452
2021/03/06 16:17:42	Oakland	Serology	103947	82656
2021/03/06 16:17:42	Oakland	Total	1228795	977108
2021/03/06 16:17:42	Oceana	Diagnostic	29590	1117996
2021/03/06 16:17:42	Oceana	Serology	820	30982

2021/03/06 16:17:42	Oceana	Total	30410	1148978
2021/03/06 16:17:42	Ogemaw	Serology	503	23956
2021/03/06 16:17:42	Ogemaw	Diagnostic	15269	727199
2021/03/06 16:17:42	Ogemaw	Total	15772	751155
2021/03/06 16:17:42	Ontonagon	Diagnostic	6695	1170455
2021/03/06 16:17:42	Ontonagon	Serology	69	12063
2021/03/06 16:17:42	Ontonagon	Total	6764	1182517
2021/03/06 16:17:42	Osceola	Diagnostic	19844	845865
2021/03/06 16:17:42	Osceola	Serology	875	37298
2021/03/06 16:17:42	Osceola	Total	20719	883163
2021/03/06 16:17:42	Oscoda	Diagnostic	4555	552724
2021/03/06 16:17:42	Oscoda	Serology	296	35918
2021/03/06 16:17:42	Oscoda	Total	4851	588642
2021/03/06 16:17:42	Otsego	Serology	866	35106
2021/03/06 16:17:42	Otsego	Diagnostic	16499	668842
2021/03/06 16:17:42	Otsego	Total	17365	703948
2021/03/06 16:17:42	Ottawa	Serology	13233	45345
2021/03/06 16:17:42	Ottawa	Diagnostic	317482	1087900
2021/03/06 16:17:42	Ottawa	Total	330715	1133245
2021/03/06 16:17:42	Presque Isle	Serology	441	35022
2021/03/06 16:17:42	Presque Isle	Diagnostic	8693	690359
2021/03/06 16:17:42	Presque Isle	Total	9134	725381
2021/03/06 16:17:42	Roscommon	Diagnostic	15482	644573
2021/03/06 16:17:42	Roscommon	Serology	641	26687
2021/03/06 16:17:42	Roscommon	Total	16123	671260
2021/03/06 16:17:42	Saginaw	Diagnostic	210780	1106230
2021/03/06 16:17:42	Saginaw	Serology	8498	44600
2021/03/06 16:17:42	Saginaw	Total	219278	1150830
2021/03/06 16:17:42	Sanilac	Diagnostic	42827	1040248
2021/03/06 16:17:42	Sanilac	Serology	1121	27229
2021/03/06 16:17:42	Sanilac	Total	43948	1067476
2021/03/06 16:17:42	Schoolcraft	Diagnostic	5590	690635
2021/03/06 16:17:42	Schoolcraft	Serology	62	7660
2021/03/06 16:17:42	Schoolcraft	Total	5652	698295
2021/03/06 16:17:42	Shiawassee	Serology	2342	34379
2021/03/06 16:17:42	Shiawassee	Diagnostic	55515	814935
2021/03/06 16:17:42	Shiawassee	Total	57857	849314
2021/03/06 16:17:42	St Clair	Diagnostic	112083	704357
2021/03/06 16:17:42	St Clair	Serology	7183	45140
2021/03/06 16:17:42	St Clair	Total	119266	749497
2021/03/06 16:17:42	St Joseph	Diagnostic	49296	808608
2021/03/06 16:17:42	St Joseph	Serology	1473	24162
2021/03/06 16:17:42	St Joseph	Total	50769	832770
2021/03/06 16:17:42	Tuscola	Diagnostic	51249	980936
2021/03/06 16:17:42	Tuscola	Serology	1947	37267
2021/03/06 16:17:42	Tuscola	Total	53196	1018203
2021/03/06 16:17:42	Unknown	Diagnostic	493600	
2021/03/06 16:17:42	Unknown	Serology	23830	
2021/03/06 16:17:42	Unknown	Total	517430	
2021/03/06 16:17:42	Van Buren	Diagnostic	80535	1064194

2021/03/06 16:17:42	Van Buren	Serology	1659	21922
2021/03/06 16:17:42	Van Buren	Total	82194	1086116
2021/03/06 16:17:42	Washtenaw	Serology	16340	44450
2021/03/06 16:17:42	Washtenaw	Diagnostic	537194	1461351
2021/03/06 16:17:42	Washtenaw	Total	553534	1505801
2021/03/06 16:17:42	Wayne	Serology	69719	63162
2021/03/06 16:17:42	Wayne	Diagnostic	1118230	1013062
2021/03/06 16:17:42	Wayne	Total	1187949	1076224
2021/03/06 16:17:42	Wexford	Diagnostic	23845	709018
2021/03/06 16:17:42	Wexford	Serology	1169	34760
2021/03/06 16:17:42	Wexford	Total	25014	743778

PUBLIC USE DATASETS

Diagnostic Tests by Result and County

README

Data include diagnostic tests for COVID-19 by date and county.

Diagnostic tests are used to find current infection and look for genes or proteins from the severe acute respiratory syndrome coronavirus 2 (SARS-CoV-2), the virus that causes COVID-19. These tests, which are performed as nasal swabs, include: Nucleic acid amplification test/real-time polymerase chain reaction (NAAT/RT-PCR) test and rapid virus antigen detection point of care (POC) tests.

Correctional includes state and federal prisons and county and city detention facilities.

Testing data represents total tests performed, not individuals tested. A single individual may have more than one test completed.

The total number of positive tests may exceed the number of confirmed cases due to 1) a single individual may have more than one test performed; 2) MDHHS may receive data on positive tests in advance of a local health department classifying an individual as a confirmed or probable case, and 3) although efforts have been made to de-duplicate testing data, some duplication may occur.

DIAGNOSTIC TESTS BY RESULT AND COUNTY 2021-03-06

MessageDate	COUNTY	Negative	Positive	Total
3/5/2021	Alcona	9	1	10
3/5/2021	Alger	34	0	34
3/5/2021	Allegan	265	19	284
3/5/2021	Alpena	70	0	70
3/5/2021	Antrim	46	4	50
3/5/2021	Arenac	35	1	36
3/5/2021	Baraga	9	0	9
3/5/2021	Barry	141	5	146
3/5/2021	Bay	212	22	234
3/5/2021	Benzie	20	1	21
3/5/2021	Berrien	409	38	447
3/5/2021	Branch	97	2	99
3/5/2021	Calhoun	567	39	606
3/5/2021	Cass	56	11	67
3/5/2021	Charlevoix	79	0	79
3/5/2021	Cheboygan	29	0	29
3/5/2021	Chippewa	129	1	130
3/5/2021	Clare	61	1	62
3/5/2021	Clinton	110	9	119
3/5/2021	Correctional	5170	35	5205
3/5/2021	Crawford	14	0	14
3/5/2021	Delta	132	1	133
3/5/2021	Detroit City	1622	48	1670
3/5/2021	Dickinson	42	0	42
3/5/2021	Eaton	294	15	309
3/5/2021	Emmet	52	2	54
3/5/2021	Genesee	873	54	927
3/5/2021	Gladwin	45	3	48
3/5/2021	Gogebic	66	0	66
3/5/2021	Grand Traverse	319	5	324
3/5/2021	Gratiot	167	3	170
3/5/2021	Hillsdale	57	3	60
3/5/2021	Houghton	143	3	146
3/5/2021	Huron	42	6	48
3/5/2021	Ingham	806	56	862
3/5/2021	Ionia	130	5	135
3/5/2021	Iosco	53	0	53
3/5/2021	Iron	46	1	47
3/5/2021	Isabella	165	3	168
3/5/2021	Jackson	466	13	479
3/5/2021	Kalamazoo	772	48	820
3/5/2021	Kalkaska	19	5	24
3/5/2021	Kent	1950	73	2023
3/5/2021	Keweenaw	4	0	4
3/5/2021	Lake	34	0	34
3/5/2021	Lapeer	180	19	199
3/5/2021	Leelanau	25	0	25

3/5/2021	Lenawee	265	10	275
3/5/2021	Livingston	391	45	436
3/5/2021	Luce	20	0	20
3/5/2021	Mackinac	21	1	22
3/5/2021	Macomb	1945	136	2081
3/5/2021	Manistee	25	3	28
3/5/2021	Marquette	665	3	668
3/5/2021	Mason	67	4	71
3/5/2021	Mecosta	88	3	91
3/5/2021	Menominee	192	0	192
3/5/2021	Midland	213	10	223
3/5/2021	Missaukee	24	2	26
3/5/2021	Monroe	469	29	498
3/5/2021	Montcalm	166	2	168
3/5/2021	Montmorency	14	0	14
3/5/2021	Muskegon	293	5	298
3/5/2021	Newaygo	81	9	90
3/5/2021	Oakland	3074	124	3198
3/5/2021	Oceana	51	3	54
3/5/2021	Ogemaw	32	0	32
3/5/2021	Ontonagon	17	0	17
3/5/2021	Osceola	86	7	93
3/5/2021	Oscoda	13	0	13
3/5/2021	Otsego	48	2	50
3/5/2021	Ottawa	1008	19	1027
3/5/2021	Presque Isle	17	0	17
3/5/2021	Roscommon	28	1	29
3/5/2021	Saginaw	479	24	503
3/5/2021	Sanilac	144	16	160
3/5/2021	Schoolcraft	8	0	8
3/5/2021	Shiawassee	194	9	203
3/5/2021	St Clair	276	21	297
3/5/2021	St Joseph	106	18	124
3/5/2021	Tuscola	107	14	121
3/5/2021	Unknown	991	23	1014
3/5/2021	Van Buren	219	15	234
3/5/2021	Washtenaw	4220	43	4263
3/5/2021	Wayne	3391	241	3632
3/5/2021	Wexford	48	7	55