



Western Michigan University
ScholarWorks at WMU

Cumulative Michigan COVID-19 Data

Michigan COVID-19 State Data

3-9-2021

2021-03-09_MichiganOverview_COVIDstats

Michigan Department of Health & Human Services

Follow this and additional works at: <https://scholarworks.wmich.edu/michigan-covid-data-state-cumulative>



Part of the Public Health Commons

WMU ScholarWorks Citation

Michigan Department of Health & Human Services, "2021-03-09_MichiganOverview_COVIDstats" (2021).
Cumulative Michigan COVID-19 Data. 345.

<https://scholarworks.wmich.edu/michigan-covid-data-state-cumulative/345>

This Website is brought to you for free and open access
by the Michigan COVID-19 State Data at ScholarWorks at
WMU. It has been accepted for inclusion in Cumulative
Michigan COVID-19 Data by an authorized administrator
of ScholarWorks at WMU. For more information, please
contact wmu-scholarworks@wmich.edu.



Michigan Data

Hospitals

Long Term Care Facilities

Coronavirus Symptoms

Cumulative Recovered

Outbreak Reporting

School-Related Outbreak Reporting

Wastewater Surveillance

Testing Turnaround Time

MIS-C Data and Reporting

Data and Modeling Updates

Note on deaths (03/09/21): Regular reviews of death certificate data maintained in Vital Records reporting systems are conducted by MDHHS staff three times per week. As a part of this process, records that identify COVID-19 infection as a contributing factor to death are compared against all laboratory confirmed cases of COVID-19 in the Michigan Disease Surveillance System (MDSS). If a death certificate is matched to a confirmed COVID-19 case and that record in the MDSS does not indicate the individual died, the MDSS record is updated to indicate the death and the appropriate local health department is notified. These matched deaths are then included with mortality information posted to the Michigan Coronavirus website. As a result of the most recent assessment, today's data includes **8** additional deaths identified by this methodology.

The State of Michigan is working around the clock to test and treat COVID-19 patients. Below is the most recent data healthcare experts across the state have compiled. It is updated Monday - Saturday.

CURRENT STATUS

DAILY CASES

CUMULATIVE TRENDS

DEMOGRAPHICS

TOTAL TESTING

DIAGNOSTIC TESTING

LEARN MORE

View Cases

View Deaths

View Table

Select Preparedness Region:

All

Select County:

All

This report is provisional and subject to change. City of Detroit and Wayne County are reported separately. MDHHS began tracking probable cases April 5, 2020. FCI indicates federal correctional institute. MDOC indicates Michigan Department of Corrections. Diagnostic tests, including nucleic acid amplification/real-time polymerase chain reaction (NAAT/RT-PCR) and rapid virus antigen detection point of care (POC) tests, look for current infection. Serology (antibody) tests are used to look for the possibility of previous infection.

Source: Michigan Disease Surveillance System (MDSS) and Vital Records.

COVID-19 Cases by County

Confirmed cases include individuals with a positive diagnostic test for COVID-19. Probable cases include individuals with COVID-19 symptoms and an epidemiologic link to confirmed COVID-19, but no diagnostic test.

Cases by County

18-448

449-2375

2376-11696

11697-76358

76359+

Michigan

Tuesday, March 9, 2021

Michigan (Statewide) Case Fatality Rate

2.6%

Current Totals

Case Status	Cases	Deaths
Confirmed	598,968	15,699
Probable	60,922	993
Total	659,890	16,692

Laboratory Testing

Test Type	Tests Performed
Diagnostic	10,672,053
Serology	538,089
Total	11,210,142

Microsoft Power BI

< 1 of 7 >

Q

X

Cases by Hispanic/Latino Ethnicity		
Hispanic/Latino Ethnicity	Percentage of Overall Cases by Ethnicity	Percentage of Deceased Cases by Ethnicity
Hispanic/Latino	5.68%	3.07%
Non-Hispanic Latino	70.85%	84.29%
Unknown	23.47%	12.64%

Totals may not add to 100% due to rounding


PUBLIC USE DATASETS 03/09/2021

(Downloadable .xlsx files)

Cases and Deaths by County

Cases and Deaths by County by Date of Onset of Symptoms and Date of Death

Cases by Demographics Statewide

Have questions?
Chat with Robin

Cases by Arab Ethnicity		
Arab Ethnicity	Percentage of Overall Cases by Ethnicity	Percentage of Deceased Cases by Ethnicity
Arab	2.97%	1.75%
Non-Arab	52.77%	55.86%
Unknown	44.26%	42.40%

Totals may not add to 100% due to rounding

COVID-19 Tests by County

Diagnostic Tests by Result and County



MICHIGAN.GOV HOME
ADA
MICHIGAN NEWS
POLICIES

COPYRIGHT 2021 STATE OF MICHIGAN

Cumulative Total of Recovered COVID-19 Cases

Cumulative Total of Recovered COVID-19 Cases (as of 03/05/2021): **549,881**

During this response, MDHHS is reviewing vital records statistics to identify any laboratory confirmed COVID-19 cases who are 30 days out from their onset of illness to represent recovery status. As the pandemic continues to impact Michigan, this pool will expand to include more cases. Recovered is defined as the number of persons with a confirmed COVID-19 diagnosis who are alive 30 days post-onset (or referral date if onset is not available). The number of persons recovered on March 5, 2021 represents COVID-19 confirmed individuals with an onset date on or prior to February 3, 2021. If an individual dies from a COVID-related cause >30 days from onset/referral, they are removed from the number of persons recovered. These numbers will be updated every Saturday.

Source: Michigan Disease Surveillance System and Vital Records



Have questions?
Chat with Robin



[View Cases](#)[View Deaths](#)[View Table](#)

Select Preparedness Region:

All

Select County:

All

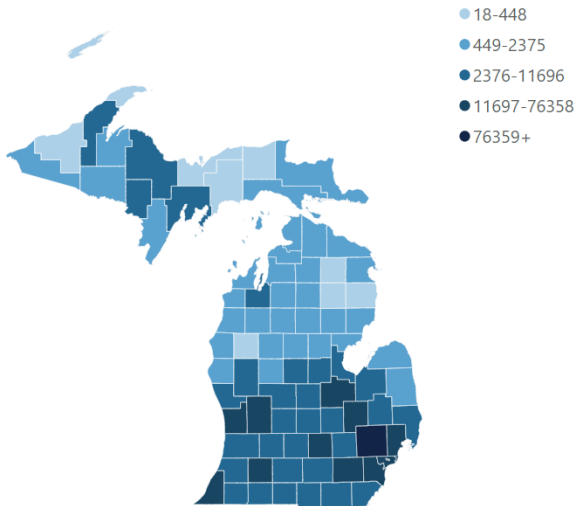
This report is provisional and subject to change. City of Detroit and Wayne County are reported separately. MDHHS began tracking probable cases April 5, 2020. FCI indicates federal correctional institute. MDOC indicates Michigan Department of Corrections. Diagnostic tests, including nucleic acid amplification/real-time polymerase chain reaction (NAAT/RT-PCR) and rapid virus antigen detection point of care (POC) tests, look for current infection. Serology (antibody) tests are used to look for the possibility of previous infection.

Source: Michigan Disease Surveillance System (MDSS) and Vital Records.

COVID-19 Cases by County

Confirmed cases include individuals with a positive diagnostic test for COVID-19. Probable cases include individuals with COVID-19 symptoms and an epidemiologic link to confirmed COVID-19, but no diagnostic test.

Cases by County



Michigan

Tuesday, March 9, 2021

Michigan (Statewide) Case Fatality Rate

2.6%

Current Totals

Case Status	Cases	Deaths
Confirmed	598,968	15,699
Probable	60,922	993
Total	659,890	16,692

Laboratory Testing

Test Type	Tests Performed
Diagnostic	10,692,815
Serology	538,654
Total	11,231,469

[View Cases](#)[View Deaths](#)[View Table](#)

Select Preparedness Region:

All

Select County:

All

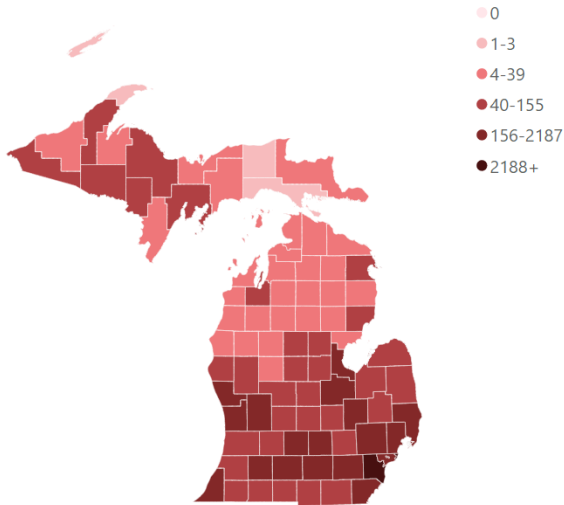
This report is provisional and subject to change. City of Detroit and Wayne County are reported separately. MDHHS began tracking probable cases April 5, 2020. FCI indicates federal correctional institute. MDOC indicates Michigan Department of Corrections. Diagnostic tests, including nucleic acid amplification/real-time polymerase chain reaction (NAAT/RT-PCR) and rapid virus antigen detection point of care (POC) tests, look for current infection. Serology (antibody) tests are used to look for the possibility of previous infection.

Source: Michigan Disease Surveillance System (MDSS) and Vital Records.

COVID-19 Deaths by County

Confirmed deaths include individuals who had a confirmed COVID-19 infection and are classified as deceased by the case investigation, have COVID-19 indicated as a cause of death on their death certificate, or who die within 30 days of infection and their manner of death is listed as natural. Probable deaths include individuals who have COVID indicated on their death certificate, but have not had a positive diagnostic test.

Deaths by County



Michigan

Tuesday, March 9, 2021

Michigan (Statewide) Case Fatality Rate

2.6%

Current Totals

Case Status	Cases	Deaths
Confirmed	598,968	15,699
Probable	60,922	993
Total	659,890	16,692

Laboratory Testing

Test Type	Tests Performed
Diagnostic	10,692,815
Serology	538,654
Total	11,231,469

Confirmed Cases

Deaths

View Table

Select Preparedness Region:

All

Select County:

All

Cases are shown by onset date or by lab specimen collection date if onset date was unavailable. Deaths are shown by date of death or date of last status update if date of death was unavailable. Tracking of probable cases and deaths did not begin until April 5, 2020, therefore only probable cases referred for investigation on or after April 5, 2020 are displayed (onset may have been prior).

Notes: FCI indicates federal correctional institute. MDOC indicates Michigan Department of Corrections.

Daily Cases by Status

The number of daily confirmed cases represent the total number of people who had a positive diagnostic test for COVID-19 by the date of the onset of their symptoms.

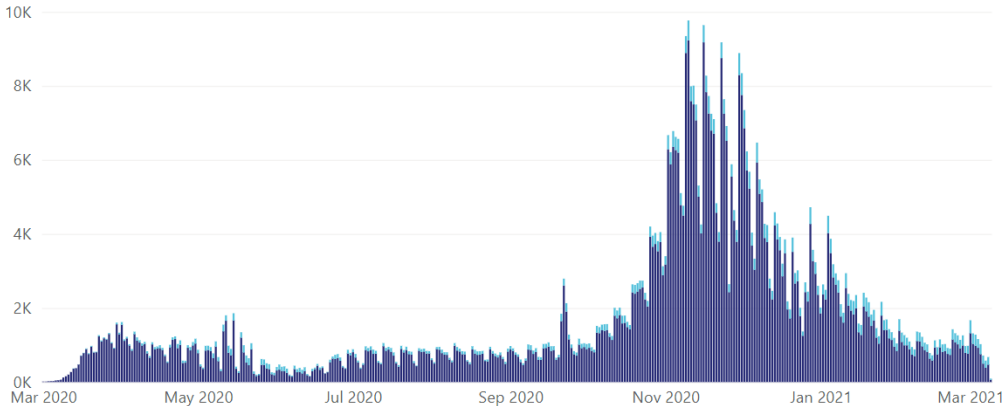
Filter by Date:

3/1/2020

3/9/2021

Cases by Date of Onset

Case Status ● Confirmed ● Probable



Confirmed Cases

Deaths

View Table

Select Preparedness Region:

All



Select County:

All



Cases are shown by onset date or by lab specimen collection date if onset date was unavailable. Deaths are shown by date of death or date of last status update if date of death was unavailable. Tracking of probable cases and deaths did not begin until April 5, 2020, therefore only probable cases referred for investigation on or after April 5, 2020 are displayed (onset may have been prior).

Notes: FCI indicates federal correctional institute. MDOC indicates Michigan Department of Corrections.

Daily Deaths by Status

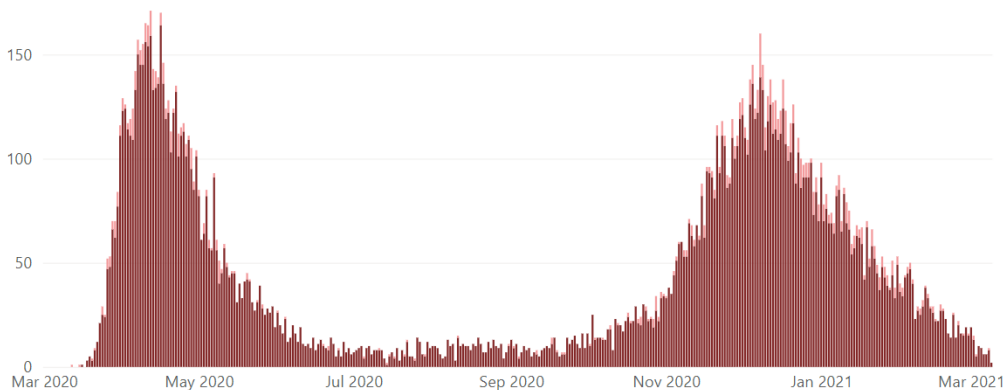
Confirmed deaths include individuals who had a confirmed COVID-19 infection and are classified as deceased by the case investigation, have COVID-19 indicated as a cause of death on their death certificate, or who die within 30 days of infection and their manner of death is listed as natural. Data are shown by the date of death.

Filter by Date:

3/1/2020

3/9/2021

Deaths by Date of Death

Case Status ● Confirmed ● Probable

View Table

View Chart

Select Preparedness Region:

All

Select County:

All

Cases are shown by onset date or by lab specimen collection date if onset date was unavailable. Deaths are shown by date of death or date of last status update if date of death was unavailable. Tracking of probable cases and deaths did not begin until April 5, 2020, therefore these data are not displayed by date.

Notes: FCI indicates federal correctional institute. MDOC indicates Michigan Department of Corrections.

Cumulative Confirmed Cases and Deaths among Confirmed Cases

Cumulative cases represent the total number of people who had a positive diagnostic test for COVID-19. Cases are shown by the date of onset of symptoms. Cumulative Deaths represent the total number of people who had a confirmed COVID-19 infection and are classified as deceased by the case investigation, have COVID-19 indicated as a cause of death on their death certificate, or who die within 30 days of infection and their manner of death is listed as natural. Deaths are shown by date of death.

Filter By Date:

3/1/2020

3/9/2021

Cumulative Confirmed Cases and Deaths among Confirmed Cases by Date

● Confirmed Cases ● Deaths

0.6M

0.5M

0.4M

0.3M

0.2M

0.1M

0.0M

Mar 2020

May 2020

Jul 2020

Sep 2020

Nov 2020

Jan 2021

Mar 2021

Cases by Demographic Characteristics

Data are suppressed when the number of cases is five or below to protect the confidentiality of individuals. The sum of the cases for individual categories may be fewer than the total number of cases due to data suppression. Rates are not calculated for multiple races, other, and unknown race categories due to the unavailability of an appropriate denominator.

Cases

Deaths

Select case status:

- ☒ Confirmed
☐ Probable

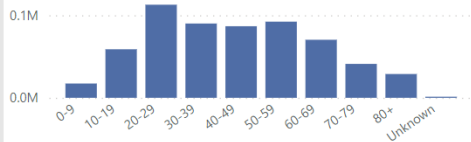
Select Preparedness Region:

All

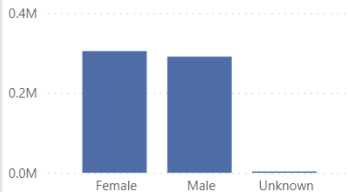
Select county:

All

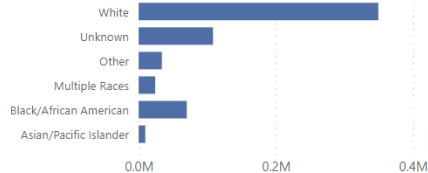
Cases by Age Group



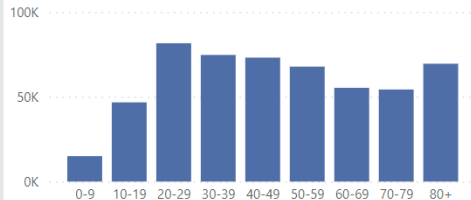
Cases by Sex



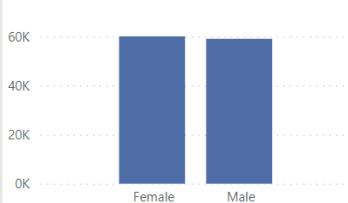
Cases by Race



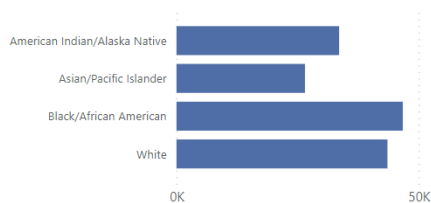
Cases per Million by Age Group



Cases per Million by Sex



Cases per Million by Race



Cases by Demographic Characteristics

Data are suppressed when the number of cases is five or below to protect the confidentiality of individuals. The sum of the cases for individual categories may be fewer than the total number of cases due to data suppression. Rates are not calculated for multiple races, other, and unknown race categories due to the unavailability of an appropriate denominator.

Cases

Deaths

Select case status:

- ☐ Confirmed
☒ Probable

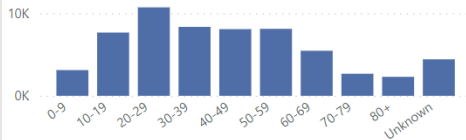
Select Preparedness Region:

All

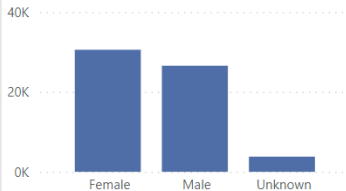
Select county:

All

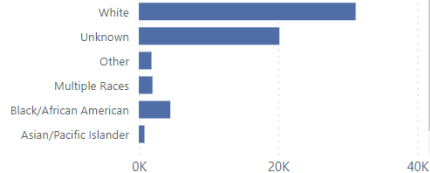
Cases by Age Group



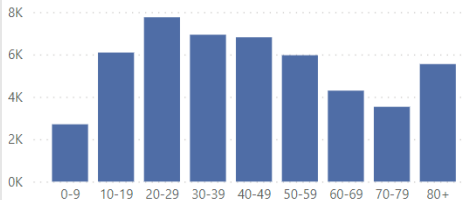
Cases by Sex



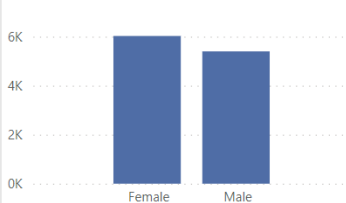
Cases by Race



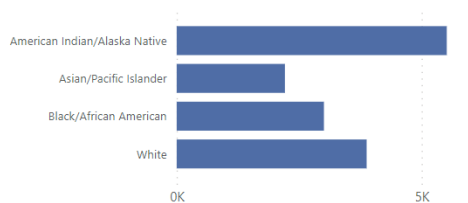
Cases per Million by Age Group



Cases per Million by Sex



Cases per Million by Race



Deaths by Demographic Characteristics

Data are suppressed when the number of deaths is five or below to protect the confidentiality of individuals. The sum of the deaths for individual categories may be fewer than the total number of deaths due to data suppression. Rates are not calculated for multiple races, other, and unknown race categories due to the unavailability of an appropriate denominator.

Cases

Deaths

Select case status:

- ☒ Confirmed
☐ Probable

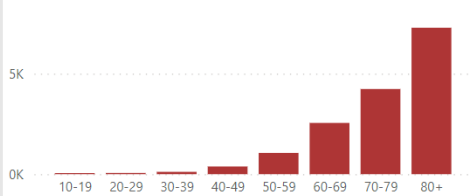
Select Preparedness Region:

All

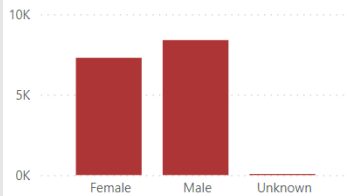
Select county:

All

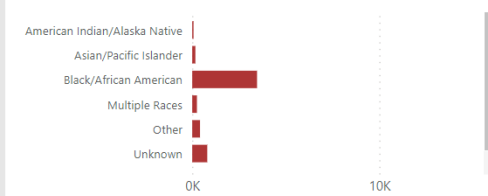
Deaths by Age Group



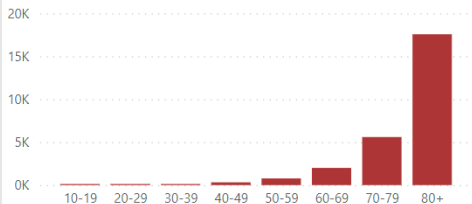
Deaths by Sex



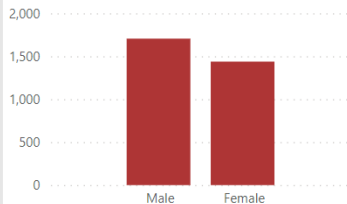
Deaths by Race



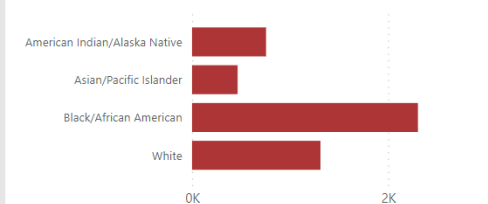
Deaths per Million by Age Group



Deaths per Million by Sex



Deaths per Million by Race



Deaths by Demographic Characteristics

Data are suppressed when the number of deaths is five or below to protect the confidentiality of individuals. The sum of the deaths for individual categories may be fewer than the total number of deaths due to data suppression. Rates are not calculated for multiple races, other, and unknown race categories due to the unavailability of an appropriate denominator.

Cases

Deaths

Select case status:

- ☐ Confirmed
☒ Probable

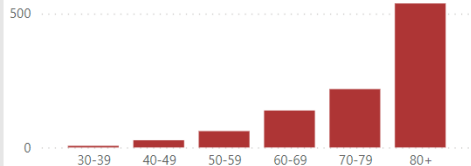
Select Preparedness Region:

All

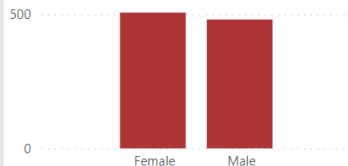
Select county:

All

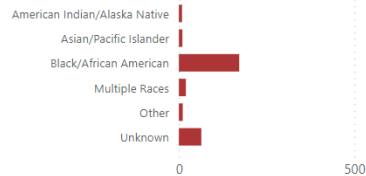
Deaths by Age Group



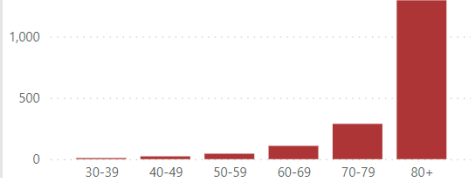
Deaths by Sex



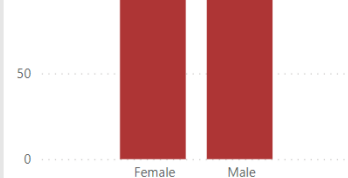
Deaths by Race



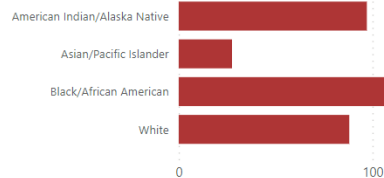
Deaths per Million by Age Group



Deaths per Million by Sex



Deaths per Million by Race



[View Table](#)[View Charts](#)

Select Preparedness Region:

All

Select County:

All

Diagnostic tests are used to find current infection and look for genes or proteins from the severe acute respiratory syndrome coronavirus 2 (SARS-CoV-2), the virus that causes COVID-19. These tests, which are performed as nasal swabs, include: Nucleic acid amplification test/real-time polymerase chain reaction (NAAT/RT-PCR) test and rapid virus antigen detection point of care (POC) tests.

Serology tests are used to look for the possibility of previous infection. Serology tests look for antibodies to SARS-CoV-2 in the blood. There are currently two types of serology tests: the enzyme-linked immunosorbent assay (ELISA) test and the rapid antibody detection POC test. Serology tests do not diagnose disease and do not guarantee immunity, but might provide information about previous infection.

Total Covid-19 Laboratory Tests

Total testing includes both diagnostic tests which are used to determine if an individual currently has COVID-19 and serology testing which is used to determine if a person has antibodies to Covid-19.

Filter by Date:

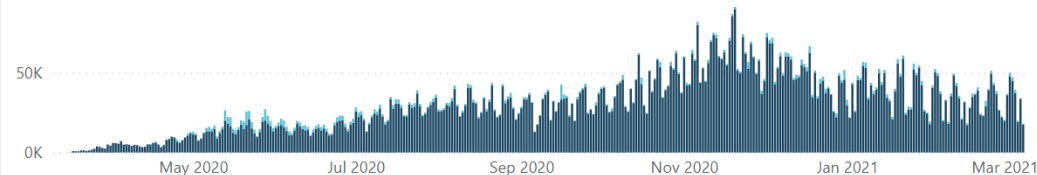
3/10/2020

3/8/2021

Total Laboratory Tests by Type and Date

Test Type ● Diagnostic ● Serology

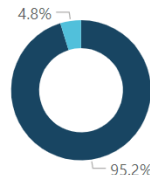
100K



Total Tests Completed to Date

Test Type	Count	Tests per Million Residents
Diagnostic	10,692,815	1,070,231
Serology	538,654	53,913
Total	11,231,469	1,124,144

Percent of Tests Completed by Type



Test Type

● Diagnostic

● Serology

View Table

View Charts

Select Preparedness Region

All



Select County

All



Diagnostic tests are used to find current infection and look for genes or proteins from the severe acute respiratory syndrome coronavirus 2 (SARS-CoV-2), the virus that causes COVID-19. These tests, which are performed as nasal swabs, include: Nucleic acid amplification test/real-time polymerase chain reaction (NAAT/RT-PCR) test and rapid virus antigen detection point of care (POC) tests. Diagnostic tests do not include serology tests which look for antibodies to SARS-Cov-2 in the blood.

Diagnostic Covid-19 Laboratory Tests

Diagnostic tests are used to determine if an individual is currently infected with Covid-19.

Filter by Date

3/10/2020

3/8/2021

Total Laboratory Tests by Type and Date

Test Type ● Negative ● Positive

100K

50K

0K

May 2020

Jul 2020

Sep 2020

Nov 2020

Jan 2021

Mar 2021

Percent of Diagnostic Tests That Were Positive

60%

40%

20%

0%

May 2020

Jul 2020

Sep 2020

Nov 2020

Jan 2021

Mar 2021

Where does the data come from?

The State of Michigan COVID-19 Dashboard displays the most recent provisional data reported to the Michigan Department of Health and Humans Services (MDHHS) about cases in Michigan by selected demographics and county of residence (City of Detroit and Wayne County are reported separately). Data are reported to MDHHS via the [Michigan Disease Surveillance System \(MDSS\)](#). Provisional Death data are provided by the MDHHS Division for [Vital Records & Health Statistics](#).

How does MDHHS classify confirmed and probable cases?

Confirmed cases only include individuals who have had a positive diagnostic laboratory test for COVID-19. Probable cases include individuals who have symptoms consistent with COVID-19 and an epidemiologic link to a confirmed case or a positive serology (antibody) test, but do not have a positive diagnostic laboratory test for COVID-19 and individuals with a positive serology (antibody) test for COVID-19 and an epidemiologic link to a confirmed case.

How does MDHHS classify confirmed and probable deaths?

Confirmed deaths include individuals who meet one or more of the following conditions: 1) Have been identified as a confirmed case and classified as deceased as a result of a case investigation in the Michigan Disease Surveillance System (MDSS). MDSS is the database used by state and local health department to monitor reportable diseases like COVID-19; 2) have been identified as a confirmed case in MDSS had have a death certificate with COVID-19 listed as a cause of death; 3) have been identified as a confirmed case in MDSS and die within 30 days of onset of COVID-19 infection and have a death certificate which classifies their manner death as 'natural'. Probable deaths include individuals who have COVID indicated as a cause of death on their death certificate but have not had a positive diagnostic laboratory test.

Why do the number of probable cases fluctuate?

The number of probable cases can change daily based on the investigation efforts of the health department. When a probable case is first reported, local and/or state health department staff investigate to determine if the person meets the case definition of probable. As additional information is gathered, the case could be re-classified to confirmed, remain as probable, or be determined as not a case.

Why do data in the demographics tab not sum to the total number of cases for a county or region?

Data are not shown whenever the number of cases for a particular demographic category is fewer than six to protect the confidentiality of individuals. Rates are not calculated for other, multiple, and unknown race because an appropriate population denominator is not available for these categories at the county level.

Where can I get more information about COVID-19?

Visit <https://www.michigan.gov/coronavirus> to find information on resources and assistance, answers to frequently asked questions, and the latest updates on Michigan's response to COVID-19. For COVID-19 updates from CDC visit <https://www.cdc.gov/coronavirus/2019-ncov>.

PUBLIC USE DATASETS

Cases and Deaths by County

README

Includes total cases and deaths to date by case status (confirmed or probable) and county. County is based on the county of residence.

Confirmed cases only include individuals who have had a positive diagnostic laboratory test for COVID-19.

Probable cases include individuals who have symptoms consistent with COVID-19 and an epidemiologic link to a confirmed case or a positive serology (antibody) test, but do not have a positive diagnostic laboratory test for COVID-19 and individuals with a positive serology (antibody) test for COVID-19 and an epidemiologic link to a confirmed case.

Confirmed deaths include individuals who meet one or more of the following conditions: 1) Have been identified as a confirmed case and classified as deceased as a result of a case investigation in the Michigan Disease Surveillance System (MDSS). MDSS is the database used by state and local health department to monitor reportable diseases like COVID-19; 2) have been identified as a confirmed case in MDSS had have a death certificate with COVID-19 listed as a cause of death; 3) have been identified as a confirmed case in MDSS and die within 30 days of onset of COVID-19 infection and have a death certificate which classifies their manner death as 'natural'.

Probable deaths include individuals who have COVID indicated as a cause of death on their death certificate but have not had a positive diagnostic laboratory test.

The number of probable cases can change daily based on information obtained through the health department investigation. Probable cases can be re-classified as a confirmed case or determined to not be a case.

CASES AND DEATHS BY COUNTY 2021-03-09

Updated	COUNTY	ConfirmedCases	ConfirmedDeaths	ProbableCases	ProbableDeaths
2021/03/09 13:56:30	Alcona	357	19	77	5
2021/03/09 13:56:30	Alger	279	1	157	4
2021/03/09 13:56:30	Allegan	6682	95	761	23
2021/03/09 13:56:30	Alpena	1263	47	243	1
2021/03/09 13:56:30	Antrim	785	15	199	5
2021/03/09 13:56:30	Arenac	683	25	83	0
2021/03/09 13:56:30	Baraga	509	32	99	0
2021/03/09 13:56:30	Barry	3486	46	352	2
2021/03/09 13:56:30	Bay	7266	282	314	12
2021/03/09 13:56:30	Benzie	797	31	137	1
2021/03/09 13:56:30	Berrien	10847	226	851	19
2021/03/09 13:56:30	Branch	3460	83	325	4
2021/03/09 13:56:30	Calhoun	8556	221	1352	16
2021/03/09 13:56:30	Cass	3682	61	439	4
2021/03/09 13:56:30	Charlevoix	845	13	221	0
2021/03/09 13:56:30	Cheboygan	849	38	208	0
2021/03/09 13:56:30	Chippewa	733	23	1044	4
2021/03/09 13:56:30	Clare	1412	68	216	1
2021/03/09 13:56:30	Clinton	4486	68	640	4
2021/03/09 13:56:30	Crawford	573	5	35	0
2021/03/09 13:56:30	Delta	2680	66	486	19
2021/03/09 13:56:30	Dickinson	2136	55	240	15
2021/03/09 13:56:30	Eaton	5782	148	647	8
2021/03/09 13:56:30	Emmet	1274	38	284	1
2021/03/09 13:56:30	Genesee	22158	709	4118	50
2021/03/09 13:56:30	Gladwin	1266	40	234	3
2021/03/09 13:56:30	Gogebic	945	20	346	28
2021/03/09 13:56:30	Grand Traver	3919	61	458	10
2021/03/09 13:56:30	Gratiot	2474	100	325	4
2021/03/09 13:56:30	Hillsdale	3106	73	298	3
2021/03/09 13:56:30	Houghton	2155	32	535	8
2021/03/09 13:56:30	Huron	1679	56	568	3
2021/03/09 13:56:30	Ingham	15844	276	954	6
2021/03/09 13:56:30	Ionia	4175	69	80	2
2021/03/09 13:56:30	Iosco	1133	64	152	3
2021/03/09 13:56:30	Iron	866	40	61	9
2021/03/09 13:56:30	Isabella	3605	72	469	1
2021/03/09 13:56:30	Jackson	9416	219	382	6
2021/03/09 13:56:30	Kalamazoo	13585	285	1850	38
2021/03/09 13:56:30	Kalkaska	603	15	46	0
2021/03/09 13:56:30	Kent	49455	662	3013	58
2021/03/09 13:56:30	Keweenaw	116	1	29	1
2021/03/09 13:56:30	Lake	352	10	20	1
2021/03/09 13:56:30	Lapeer	4499	120	728	2
2021/03/09 13:56:30	Leelanau	763	15	140	0
2021/03/09 13:56:30	Lenawee	6101	118	331	4
2021/03/09 13:56:30	Livingston	9530	135	1075	13

2021/03/09 13:56:30	Luce	132	0	101	1
2021/03/09 13:56:30	Mackinac	294	3	155	0
2021/03/09 13:56:30	Macomb	56296	1879	4271	104
2021/03/09 13:56:30	Manistee	757	18	47	3
2021/03/09 13:56:30	Marquette	3476	55	511	1
2021/03/09 13:56:30	Mason	1160	26	93	0
2021/03/09 13:56:30	Mecosta	1945	20	105	0
2021/03/09 13:56:30	Menominee	1624	36	264	2
2021/03/09 13:56:30	Midland	4524	63	604	3
2021/03/09 13:56:30	Missaukee	674	10	149	8
2021/03/09 13:56:30	Monroe	8820	193	1305	12
2021/03/09 13:56:30	Montcalm	3287	86	291	2
2021/03/09 13:56:30	Montmorenc	313	16	56	1
2021/03/09 13:56:30	Muskegon	10415	299	210	7
2021/03/09 13:56:30	Newaygo	2798	49	158	2
2021/03/09 13:56:30	Oakland	65690	1910	10669	111
2021/03/09 13:56:30	Oceana	1813	48	83	2
2021/03/09 13:56:30	Ogemaw	950	33	168	1
2021/03/09 13:56:30	Ontonagon	362	19	57	1
2021/03/09 13:56:30	Osceola	939	23	140	0
2021/03/09 13:56:30	Oscoda	326	18	77	1
2021/03/09 13:56:30	Otsego	1004	23	208	4
2021/03/09 13:56:30	Ottawa	21317	320	1299	37
2021/03/09 13:56:30	Presque Isle	588	27	81	1
2021/03/09 13:56:30	Roscommon	1062	34	140	0
2021/03/09 13:56:30	Saginaw	14355	513	745	11
2021/03/09 13:56:30	Sanilac	1971	73	222	4
2021/03/09 13:56:30	Schoolcraft	232	4	31	1
2021/03/09 13:56:30	Shiawassee	3676	80	228	1
2021/03/09 13:56:30	St Clair	7620	250	1358	11
2021/03/09 13:56:30	St Joseph	4292	80	536	6
2021/03/09 13:56:30	Tuscola	2928	129	390	10
2021/03/09 13:56:30	Van Buren	4782	86	281	11
2021/03/09 13:56:30	Washtenaw	17441	239	1606	6
2021/03/09 13:56:30	Wayne	66092	2094	5177	94
2021/03/09 13:56:30	Wexford	1389	20	104	1
2021/03/09 13:56:30	MDOC	24246	145	792	3
2021/03/09 13:56:30	FCI	309	5	5	0
2021/03/09 13:56:30	Out-of-State	1436	9	70	2
2021/03/09 13:56:30	Unknown	2	0	17	0
2021/03/09 13:56:30	Detroit City	30464	1866	2496	127

PUBLIC USE DATASETS

Cases by Demographics Statewide

README

Includes the total number of confirmed and probable cases and confirmed and probable deaths to date by demographic characteristics

Confirmed cases only include individuals who have had a positive diagnostic laboratory test for COVID-19.

Probable cases include individuals who have symptoms consistent with COVID-19 and an epidemiologic link to a confirmed case or a positive serology (antibody) test, but do not have a positive diagnostic laboratory test for COVID-19 and individuals with a positive serology (antibody) test for COVID-19 and an epidemiologic link to a confirmed case.

Confirmed deaths include individuals who meet one or more of the following conditions: 1) Have been identified as a confirmed case and classified as deceased as a result of a case investigation in the Michigan Disease Surveillance System (MDSS). MDSS is the database used by state and local health department to monitor reportable diseases like COVID-19; 2) have been identified as a confirmed case in MDSS had have a death certificate with COVID-19 listed as a cause of death; 3) have been identified as a confirmed case in MDSS and die within 30 days of onset of COVID-19 infection and have a death certificate which classifies their manner death as 'natural'.

Probable deaths include individuals who have COVID indicated as a cause of death on their death certificate but have not had a positive diagnostic laboratory test.

The number of probable cases can change daily based on information obtained through the health department investigation. Probable cases can be re-classified as a confirmed case or determined to not be a case.

Data is suppressed when the number of cases or deaths in a single category is between one and five to protect the confidentiality of individuals.

CASES BY DEMOGRAPHICS STATEWIDE 2021-03-09

CASE_STATUS	AgeCat	RaceCat	SEX	Cases	Deaths
Confirmed	0-9	American Indian/Alaska Native	Female	80	0
Confirmed	10-19	American Indian/Alaska Native	Female	201	0
Confirmed	20-29	American Indian/Alaska Native	Female	327	0
Confirmed	30-39	American Indian/Alaska Native	Female	265	Suppressed
Confirmed	40-49	American Indian/Alaska Native	Female	240	Suppressed
Confirmed	50-59	American Indian/Alaska Native	Female	237	Suppressed
Confirmed	60-69	American Indian/Alaska Native	Female	157	7
Confirmed	70-79	American Indian/Alaska Native	Female	92	10
Confirmed	80+	American Indian/Alaska Native	Female	36	7
Confirmed	Unknown	American Indian/Alaska Native	Female	Suppressed	0
Confirmed	0-9	Asian/Pacific Islander	Female	151	0
Confirmed	10-19	Asian/Pacific Islander	Female	525	0
Confirmed	20-29	Asian/Pacific Islander	Female	1058	0
Confirmed	30-39	Asian/Pacific Islander	Female	883	Suppressed
Confirmed	40-49	Asian/Pacific Islander	Female	801	0
Confirmed	50-59	Asian/Pacific Islander	Female	695	6
Confirmed	60-69	Asian/Pacific Islander	Female	393	10
Confirmed	70-79	Asian/Pacific Islander	Female	195	20
Confirmed	80+	Asian/Pacific Islander	Female	127	34
Confirmed	Unknown	Asian/Pacific Islander	Female	0	0
Confirmed	0-9	Black/African American	Female	927	Suppressed
Confirmed	10-19	Black/African American	Female	2419	Suppressed
Confirmed	20-29	Black/African American	Female	6392	13
Confirmed	30-39	Black/African American	Female	5697	15
Confirmed	40-49	Black/African American	Female	5053	65
Confirmed	50-59	Black/African American	Female	4669	149
Confirmed	60-69	Black/African American	Female	3998	331
Confirmed	70-79	Black/African American	Female	2404	445
Confirmed	80+	Black/African American	Female	1665	589
Confirmed	Unknown	Black/African American	Female	14	0
Confirmed	0-9	Multiple Races	Female	499	0
Confirmed	10-19	Multiple Races	Female	1599	Suppressed
Confirmed	20-29	Multiple Races	Female	2495	0
Confirmed	30-39	Multiple Races	Female	1793	Suppressed
Confirmed	40-49	Multiple Races	Female	1890	Suppressed
Confirmed	50-59	Multiple Races	Female	1936	10
Confirmed	60-69	Multiple Races	Female	1419	12
Confirmed	70-79	Multiple Races	Female	777	28
Confirmed	80+	Multiple Races	Female	516	64
Confirmed	Unknown	Multiple Races	Female	10	0
Confirmed	0-9	Other	Female	743	0
Confirmed	10-19	Other	Female	2057	0
Confirmed	20-29	Other	Female	3670	0
Confirmed	30-39	Other	Female	2829	Suppressed
Confirmed	40-49	Other	Female	2631	Suppressed
Confirmed	50-59	Other	Female	2076	13
Confirmed	60-69	Other	Female	1264	34

Confirmed	70-79	Other	Female	663	44
Confirmed	80+	Other	Female	453	78
Confirmed	Unknown	Other	Female	8	0
Confirmed	0-9	Unknown	Female	1198	0
Confirmed	10-19	Unknown	Female	4792	0
Confirmed	20-29	Unknown	Female	10938	Suppressed
Confirmed	30-39	Unknown	Female	8592	Suppressed
Confirmed	40-49	Unknown	Female	8812	8
Confirmed	50-59	Unknown	Female	9397	16
Confirmed	60-69	Unknown	Female	5701	43
Confirmed	70-79	Unknown	Female	2660	84
Confirmed	80+	Unknown	Female	2228	243
Confirmed	Unknown	Unknown	Female	100	0
Confirmed	0-9	White	Female	4677	0
Confirmed	10-19	White	Female	18650	Suppressed
Confirmed	20-29	White	Female	33361	11
Confirmed	30-39	White	Female	24808	16
Confirmed	40-49	White	Female	24498	58
Confirmed	50-59	White	Female	27028	185
Confirmed	60-69	White	Female	21735	541
Confirmed	70-79	White	Female	13940	1097
Confirmed	80+	White	Female	12531	2979
Confirmed	Unknown	White	Female	81	0
Confirmed	0-9	American Indian/Alaska Native	Male	73	0
Confirmed	10-19	American Indian/Alaska Native	Male	190	0
Confirmed	20-29	American Indian/Alaska Native	Male	260	0
Confirmed	30-39	American Indian/Alaska Native	Male	231	0
Confirmed	40-49	American Indian/Alaska Native	Male	240	0
Confirmed	50-59	American Indian/Alaska Native	Male	202	Suppressed
Confirmed	60-69	American Indian/Alaska Native	Male	160	18
Confirmed	70-79	American Indian/Alaska Native	Male	79	13
Confirmed	80+	American Indian/Alaska Native	Male	27	6
Confirmed	Unknown	American Indian/Alaska Native	Male	0	0
Confirmed	0-9	Asian/Pacific Islander	Male	209	0
Confirmed	10-19	Asian/Pacific Islander	Male	512	0
Confirmed	20-29	Asian/Pacific Islander	Male	1181	0
Confirmed	30-39	Asian/Pacific Islander	Male	866	0
Confirmed	40-49	Asian/Pacific Islander	Male	692	Suppressed
Confirmed	50-59	Asian/Pacific Islander	Male	656	Suppressed
Confirmed	60-69	Asian/Pacific Islander	Male	395	24
Confirmed	70-79	Asian/Pacific Islander	Male	182	36
Confirmed	80+	Asian/Pacific Islander	Male	91	28
Confirmed	Unknown	Asian/Pacific Islander	Male	0	0
Confirmed	0-9	Black/African American	Male	984	0
Confirmed	10-19	Black/African American	Male	2260	Suppressed
Confirmed	20-29	Black/African American	Male	6916	16
Confirmed	30-39	Black/African American	Male	6821	33
Confirmed	40-49	Black/African American	Male	6084	96
Confirmed	50-59	Black/African American	Male	5742	256
Confirmed	60-69	Black/African American	Male	4369	464

Confirmed	70-79	Black/African American	Male	2319	567
Confirmed	80+	Black/African American	Male	988	418
Confirmed	Unknown	Black/African American	Male	6	0
Confirmed	0-9	Multiple Races	Male	522	Suppressed
Confirmed	10-19	Multiple Races	Male	1574	0
Confirmed	20-29	Multiple Races	Male	2091	0
Confirmed	30-39	Multiple Races	Male	1473	Suppressed
Confirmed	40-49	Multiple Races	Male	1468	Suppressed
Confirmed	50-59	Multiple Races	Male	1544	8
Confirmed	60-69	Multiple Races	Male	1345	36
Confirmed	70-79	Multiple Races	Male	723	34
Confirmed	80+	Multiple Races	Male	313	48
Confirmed	Unknown	Multiple Races	Male	Suppressed	0
Confirmed	0-9	Other	Male	810	0
Confirmed	10-19	Other	Male	2097	0
Confirmed	20-29	Other	Male	3822	Suppressed
Confirmed	30-39	Other	Male	3068	Suppressed
Confirmed	40-49	Other	Male	2837	17
Confirmed	50-59	Other	Male	2386	28
Confirmed	60-69	Other	Male	1381	71
Confirmed	70-79	Other	Male	620	61
Confirmed	80+	Other	Male	275	58
Confirmed	Unknown	Other	Male	Suppressed	0
Confirmed	0-9	Unknown	Male	1230	0
Confirmed	10-19	Unknown	Male	4567	0
Confirmed	20-29	Unknown	Male	11051	0
Confirmed	30-39	Unknown	Male	9049	7
Confirmed	40-49	Unknown	Male	8203	17
Confirmed	50-59	Unknown	Male	9059	28
Confirmed	60-69	Unknown	Male	5568	74
Confirmed	70-79	Unknown	Male	2376	125
Confirmed	80+	Unknown	Male	1195	151
Confirmed	Unknown	Unknown	Male	107	0
Confirmed	0-9	White	Male	5134	0
Confirmed	10-19	White	Male	17111	Suppressed
Confirmed	20-29	White	Male	28622	18
Confirmed	30-39	White	Male	23136	32
Confirmed	40-49	White	Male	22730	105
Confirmed	50-59	White	Male	26175	347
Confirmed	60-69	White	Male	22146	881
Confirmed	70-79	White	Male	13953	1669
Confirmed	80+	White	Male	8318	2579
Confirmed	Unknown	White	Male	70	0
Confirmed	0-9	American Indian/Alaska Native	Unknown	0	0
Confirmed	10-19	American Indian/Alaska Native	Unknown	Suppressed	0
Confirmed	20-29	American Indian/Alaska Native	Unknown	Suppressed	0
Confirmed	30-39	American Indian/Alaska Native	Unknown	Suppressed	0
Confirmed	40-49	American Indian/Alaska Native	Unknown	0	0
Confirmed	50-59	American Indian/Alaska Native	Unknown	Suppressed	0
Confirmed	60-69	American Indian/Alaska Native	Unknown	Suppressed	0

Confirmed	70-79	American Indian/Alaska Native	Unknown	Suppressed	0
Confirmed	80+	American Indian/Alaska Native	Unknown	0	0
Confirmed	Unknown	American Indian/Alaska Native	Unknown	0	0
Confirmed	0-9	Asian/Pacific Islander	Unknown	0	0
Confirmed	10-19	Asian/Pacific Islander	Unknown	Suppressed	0
Confirmed	20-29	Asian/Pacific Islander	Unknown	8	0
Confirmed	30-39	Asian/Pacific Islander	Unknown	Suppressed	0
Confirmed	40-49	Asian/Pacific Islander	Unknown	Suppressed	0
Confirmed	50-59	Asian/Pacific Islander	Unknown	Suppressed	0
Confirmed	60-69	Asian/Pacific Islander	Unknown	Suppressed	0
Confirmed	70-79	Asian/Pacific Islander	Unknown	0	0
Confirmed	80+	Asian/Pacific Islander	Unknown	0	0
Confirmed	Unknown	Asian/Pacific Islander	Unknown	0	0
Confirmed	0-9	Black/African American	Unknown	Suppressed	0
Confirmed	10-19	Black/African American	Unknown	10	0
Confirmed	20-29	Black/African American	Unknown	107	0
Confirmed	30-39	Black/African American	Unknown	93	0
Confirmed	40-49	Black/African American	Unknown	101	0
Confirmed	50-59	Black/African American	Unknown	86	0
Confirmed	60-69	Black/African American	Unknown	40	Suppressed
Confirmed	70-79	Black/African American	Unknown	12	Suppressed
Confirmed	80+	Black/African American	Unknown	Suppressed	0
Confirmed	Unknown	Black/African American	Unknown	0	0
Confirmed	0-9	Multiple Races	Unknown	6	0
Confirmed	10-19	Multiple Races	Unknown	10	0
Confirmed	20-29	Multiple Races	Unknown	19	0
Confirmed	30-39	Multiple Races	Unknown	14	0
Confirmed	40-49	Multiple Races	Unknown	14	0
Confirmed	50-59	Multiple Races	Unknown	9	0
Confirmed	60-69	Multiple Races	Unknown	14	0
Confirmed	70-79	Multiple Races	Unknown	6	0
Confirmed	80+	Multiple Races	Unknown	Suppressed	0
Confirmed	Unknown	Multiple Races	Unknown	Suppressed	0
Confirmed	0-9	Other	Unknown	8	0
Confirmed	10-19	Other	Unknown	10	0
Confirmed	20-29	Other	Unknown	19	0
Confirmed	30-39	Other	Unknown	18	0
Confirmed	40-49	Other	Unknown	24	0
Confirmed	50-59	Other	Unknown	15	0
Confirmed	60-69	Other	Unknown	11	0
Confirmed	70-79	Other	Unknown	Suppressed	0
Confirmed	80+	Other	Unknown	6	0
Confirmed	Unknown	Other	Unknown	Suppressed	0
Confirmed	0-9	Unknown	Unknown	52	0
Confirmed	10-19	Unknown	Unknown	159	0
Confirmed	20-29	Unknown	Unknown	344	0
Confirmed	30-39	Unknown	Unknown	241	0
Confirmed	40-49	Unknown	Unknown	295	0
Confirmed	50-59	Unknown	Unknown	247	0
Confirmed	60-69	Unknown	Unknown	142	Suppressed

Confirmed	70-79	Unknown	Unknown	74	Suppressed
Confirmed	80+	Unknown	Unknown	54	Suppressed
Confirmed	Unknown	Unknown	Unknown	43	0
Confirmed	0-9	White	Unknown	13	0
Confirmed	10-19	White	Unknown	89	0
Confirmed	20-29	White	Unknown	177	0
Confirmed	30-39	White	Unknown	177	0
Confirmed	40-49	White	Unknown	161	0
Confirmed	50-59	White	Unknown	154	0
Confirmed	60-69	White	Unknown	116	0
Confirmed	70-79	White	Unknown	53	Suppressed
Confirmed	80+	White	Unknown	20	Suppressed
Confirmed	Unknown	White	Unknown	Suppressed	0
Probable	0-9	American Indian/Alaska Native	Female	30	0
Probable	10-19	American Indian/Alaska Native	Female	37	0
Probable	20-29	American Indian/Alaska Native	Female	55	0
Probable	30-39	American Indian/Alaska Native	Female	40	0
Probable	40-49	American Indian/Alaska Native	Female	40	0
Probable	50-59	American Indian/Alaska Native	Female	28	0
Probable	60-69	American Indian/Alaska Native	Female	22	0
Probable	70-79	American Indian/Alaska Native	Female	7	0
Probable	80+	American Indian/Alaska Native	Female	Suppressed	Suppressed
Probable	Unknown	American Indian/Alaska Native	Female	Suppressed	0
Probable	0-9	Asian/Pacific Islander	Female	21	0
Probable	10-19	Asian/Pacific Islander	Female	47	0
Probable	20-29	Asian/Pacific Islander	Female	99	0
Probable	30-39	Asian/Pacific Islander	Female	76	0
Probable	40-49	Asian/Pacific Islander	Female	60	0
Probable	50-59	Asian/Pacific Islander	Female	55	0
Probable	60-69	Asian/Pacific Islander	Female	29	Suppressed
Probable	70-79	Asian/Pacific Islander	Female	13	Suppressed
Probable	80+	Asian/Pacific Islander	Female	Suppressed	0
Probable	Unknown	Asian/Pacific Islander	Female	Suppressed	0
Probable	0-9	Black/African American	Female	100	0
Probable	10-19	Black/African American	Female	198	0
Probable	20-29	Black/African American	Female	481	0
Probable	30-39	Black/African American	Female	435	0
Probable	40-49	Black/African American	Female	372	Suppressed
Probable	50-59	Black/African American	Female	336	10
Probable	60-69	Black/African American	Female	245	16
Probable	70-79	Black/African American	Female	98	15
Probable	80+	Black/African American	Female	71	34
Probable	Unknown	Black/African American	Female	22	0
Probable	0-9	Multiple Races	Female	89	0
Probable	10-19	Multiple Races	Female	169	0
Probable	20-29	Multiple Races	Female	185	0
Probable	30-39	Multiple Races	Female	122	0
Probable	40-49	Multiple Races	Female	132	0
Probable	50-59	Multiple Races	Female	126	Suppressed
Probable	60-69	Multiple Races	Female	87	Suppressed

Probable	70-79	Multiple Races	Female	40	0
Probable	80+	Multiple Races	Female	28	7
Probable	Unknown	Multiple Races	Female	42	0
Probable	0-9	Other	Female	66	0
Probable	10-19	Other	Female	132	0
Probable	20-29	Other	Female	194	0
Probable	30-39	Other	Female	151	0
Probable	40-49	Other	Female	137	0
Probable	50-59	Other	Female	96	Suppressed
Probable	60-69	Other	Female	55	Suppressed
Probable	70-79	Other	Female	26	0
Probable	80+	Other	Female	11	Suppressed
Probable	Unknown	Other	Female	16	0
Probable	0-9	Unknown	Female	279	0
Probable	10-19	Unknown	Female	898	0
Probable	20-29	Unknown	Female	1627	0
Probable	30-39	Unknown	Female	1133	0
Probable	40-49	Unknown	Female	1245	0
Probable	50-59	Unknown	Female	1227	Suppressed
Probable	60-69	Unknown	Female	851	Suppressed
Probable	70-79	Unknown	Female	339	Suppressed
Probable	80+	Unknown	Female	235	22
Probable	Unknown	Unknown	Female	1095	0
Probable	0-9	White	Female	913	0
Probable	10-19	White	Female	2275	Suppressed
Probable	20-29	White	Female	2853	0
Probable	30-39	White	Female	2259	Suppressed
Probable	40-49	White	Female	2240	Suppressed
Probable	50-59	White	Female	2298	15
Probable	60-69	White	Female	1554	34
Probable	70-79	White	Female	866	70
Probable	80+	White	Female	1114	254
Probable	Unknown	White	Female	325	0
Probable	0-9	American Indian/Alaska Native	Male	19	0
Probable	10-19	American Indian/Alaska Native	Male	45	0
Probable	20-29	American Indian/Alaska Native	Male	43	0
Probable	30-39	American Indian/Alaska Native	Male	40	0
Probable	40-49	American Indian/Alaska Native	Male	34	0
Probable	50-59	American Indian/Alaska Native	Male	29	0
Probable	60-69	American Indian/Alaska Native	Male	19	Suppressed
Probable	70-79	American Indian/Alaska Native	Male	7	Suppressed
Probable	80+	American Indian/Alaska Native	Male	Suppressed	Suppressed
Probable	Unknown	American Indian/Alaska Native	Male	Suppressed	0
Probable	0-9	Asian/Pacific Islander	Male	30	0
Probable	10-19	Asian/Pacific Islander	Male	45	0
Probable	20-29	Asian/Pacific Islander	Male	93	0
Probable	30-39	Asian/Pacific Islander	Male	77	Suppressed
Probable	40-49	Asian/Pacific Islander	Male	60	0
Probable	50-59	Asian/Pacific Islander	Male	44	Suppressed
Probable	60-69	Asian/Pacific Islander	Male	20	Suppressed

Probable	70-79	Asian/Pacific Islander	Male	7	Suppressed
Probable	80+	Asian/Pacific Islander	Male	6	Suppressed
Probable	Unknown	Asian/Pacific Islander	Male	Suppressed	0
Probable	0-9	Black/African American	Male	103	0
Probable	10-19	Black/African American	Male	211	Suppressed
Probable	20-29	Black/African American	Male	427	0
Probable	30-39	Black/African American	Male	387	0
Probable	40-49	Black/African American	Male	325	8
Probable	50-59	Black/African American	Male	323	11
Probable	60-69	Black/African American	Male	210	24
Probable	70-79	Black/African American	Male	85	31
Probable	80+	Black/African American	Male	34	19
Probable	Unknown	Black/African American	Male	14	0
Probable	0-9	Multiple Races	Male	74	0
Probable	10-19	Multiple Races	Male	166	0
Probable	20-29	Multiple Races	Male	148	0
Probable	30-39	Multiple Races	Male	108	0
Probable	40-49	Multiple Races	Male	117	Suppressed
Probable	50-59	Multiple Races	Male	96	0
Probable	60-69	Multiple Races	Male	73	Suppressed
Probable	70-79	Multiple Races	Male	36	Suppressed
Probable	80+	Multiple Races	Male	16	7
Probable	Unknown	Multiple Races	Male	46	0
Probable	0-9	Other	Male	55	0
Probable	10-19	Other	Male	161	0
Probable	20-29	Other	Male	195	0
Probable	30-39	Other	Male	164	0
Probable	40-49	Other	Male	141	0
Probable	50-59	Other	Male	96	Suppressed
Probable	60-69	Other	Male	57	Suppressed
Probable	70-79	Other	Male	21	Suppressed
Probable	80+	Other	Male	7	Suppressed
Probable	Unknown	Other	Male	15	0
Probable	0-9	Unknown	Male	313	0
Probable	10-19	Unknown	Male	939	0
Probable	20-29	Unknown	Male	1461	0
Probable	30-39	Unknown	Male	1112	Suppressed
Probable	40-49	Unknown	Male	977	Suppressed
Probable	50-59	Unknown	Male	1053	Suppressed
Probable	60-69	Unknown	Male	660	Suppressed
Probable	70-79	Unknown	Male	272	7
Probable	80+	Unknown	Male	140	16
Probable	Unknown	Unknown	Male	948	0
Probable	0-9	White	Male	928	0
Probable	10-19	White	Male	2095	0
Probable	20-29	White	Male	2420	Suppressed
Probable	30-39	White	Male	1897	Suppressed
Probable	40-49	White	Male	1830	7
Probable	50-59	White	Male	1984	17
Probable	60-69	White	Male	1375	45

Probable	70-79	White	Male	760	83
Probable	80+	White	Male	586	169
Probable	Unknown	White	Male	277	0
Probable	0-9	American Indian/Alaska Native	Unknown	0	0
Probable	10-19	American Indian/Alaska Native	Unknown	0	0
Probable	20-29	American Indian/Alaska Native	Unknown	Suppressed	0
Probable	30-39	American Indian/Alaska Native	Unknown	0	0
Probable	40-49	American Indian/Alaska Native	Unknown	Suppressed	0
Probable	50-59	American Indian/Alaska Native	Unknown	Suppressed	0
Probable	60-69	American Indian/Alaska Native	Unknown	0	0
Probable	70-79	American Indian/Alaska Native	Unknown	0	0
Probable	80+	American Indian/Alaska Native	Unknown	0	0
Probable	Unknown	American Indian/Alaska Native	Unknown	Suppressed	0
Probable	0-9	Asian/Pacific Islander	Unknown	0	0
Probable	10-19	Asian/Pacific Islander	Unknown	Suppressed	0
Probable	20-29	Asian/Pacific Islander	Unknown	Suppressed	0
Probable	30-39	Asian/Pacific Islander	Unknown	Suppressed	0
Probable	40-49	Asian/Pacific Islander	Unknown	Suppressed	0
Probable	50-59	Asian/Pacific Islander	Unknown	Suppressed	0
Probable	60-69	Asian/Pacific Islander	Unknown	0	0
Probable	70-79	Asian/Pacific Islander	Unknown	0	0
Probable	80+	Asian/Pacific Islander	Unknown	0	0
Probable	Unknown	Asian/Pacific Islander	Unknown	Suppressed	0
Probable	0-9	Black/African American	Unknown	Suppressed	0
Probable	10-19	Black/African American	Unknown	6	0
Probable	20-29	Black/African American	Unknown	7	0
Probable	30-39	Black/African American	Unknown	Suppressed	0
Probable	40-49	Black/African American	Unknown	6	0
Probable	50-59	Black/African American	Unknown	Suppressed	0
Probable	60-69	Black/African American	Unknown	Suppressed	0
Probable	70-79	Black/African American	Unknown	Suppressed	0
Probable	80+	Black/African American	Unknown	0	0
Probable	Unknown	Black/African American	Unknown	6	0
Probable	0-9	Multiple Races	Unknown	Suppressed	0
Probable	10-19	Multiple Races	Unknown	6	0
Probable	20-29	Multiple Races	Unknown	10	0
Probable	30-39	Multiple Races	Unknown	12	0
Probable	40-49	Multiple Races	Unknown	Suppressed	0
Probable	50-59	Multiple Races	Unknown	6	0
Probable	60-69	Multiple Races	Unknown	Suppressed	0
Probable	70-79	Multiple Races	Unknown	0	0
Probable	80+	Multiple Races	Unknown	0	0
Probable	Unknown	Multiple Races	Unknown	10	0
Probable	0-9	Other	Unknown	Suppressed	0
Probable	10-19	Other	Unknown	Suppressed	0
Probable	20-29	Other	Unknown	Suppressed	0
Probable	30-39	Other	Unknown	Suppressed	0
Probable	40-49	Other	Unknown	Suppressed	0
Probable	50-59	Other	Unknown	Suppressed	0
Probable	60-69	Other	Unknown	Suppressed	0

Probable	70-79	Other	Unknown	0	0
Probable	80+	Other	Unknown	0	0
Probable	Unknown	Other	Unknown	0	0
Probable	0-9	Unknown	Unknown	65	0
Probable	10-19	Unknown	Unknown	193	Suppressed
Probable	20-29	Unknown	Unknown	382	0
Probable	30-39	Unknown	Unknown	300	0
Probable	40-49	Unknown	Unknown	318	Suppressed
Probable	50-59	Unknown	Unknown	279	0
Probable	60-69	Unknown	Unknown	183	0
Probable	70-79	Unknown	Unknown	77	Suppressed
Probable	80+	Unknown	Unknown	33	Suppressed
Probable	Unknown	Unknown	Unknown	1553	0
Probable	0-9	White	Unknown	23	0
Probable	10-19	White	Unknown	41	0
Probable	20-29	White	Unknown	39	0
Probable	30-39	White	Unknown	39	0
Probable	40-49	White	Unknown	36	0
Probable	50-59	White	Unknown	33	0
Probable	60-69	White	Unknown	16	Suppressed
Probable	70-79	White	Unknown	18	0
Probable	80+	White	Unknown	7	0
Probable	Unknown	White	Unknown	41	0

PUBLIC USE DATASETS

COVID-19 Tests by County

README

Data includes tests by type (diagnostic, serology or total combined) by county.

Diagnostic tests are used to find current infection and look for genes or proteins from the severe acute respiratory syndrome coronavirus 2 (SARS-CoV-2), the virus that causes COVID-19. These tests, which are performed as nasal swabs, include: Nucleic acid amplification test/real-time polymerase chain reaction (NAAT/RT-PCR) test and rapid virus antigen detection point of care (POC) tests.

Serology tests are used to look for the possibility of previous infection. Serology tests look for antibodies to SARS-CoV-2 in the blood. There are currently two types of serology tests: the enzyme-linked immunosorbent assay (ELISA) test and the rapid antibody detection POC test. Serology tests do not diagnose disease and do not guarantee immunity, but might provide information about previous infection.

Correctional includes state and federal prisons and county and city detection facilities.

Testing data represents total tests performed, not individuals tested. A single individual may have more than one test completed.

COVID-19 TESTS BY COUNTY 2021-03-09

Updated	COUNTY	TestType	Count	RatePerMillion
2021/03/09 13:56:43	Alcona	Diagnostic	5679	545795
2021/03/09 13:56:43	Alcona	Serology	160	15377
2021/03/09 13:56:43	Alcona	Total	5839	561173
2021/03/09 13:56:43	Alger	Diagnostic	6863	753513
2021/03/09 13:56:43	Alger	Serology	356	39087
2021/03/09 13:56:43	Alger	Total	7219	792600
2021/03/09 13:56:43	Allegan	Diagnostic	99130	839508
2021/03/09 13:56:43	Allegan	Serology	2718	23018
2021/03/09 13:56:43	Allegan	Total	101848	862527
2021/03/09 13:56:43	Alpena	Diagnostic	16365	576131
2021/03/09 13:56:43	Alpena	Serology	670	23587
2021/03/09 13:56:43	Alpena	Total	17035	599718
2021/03/09 13:56:43	Antrim	Diagnostic	18761	804365
2021/03/09 13:56:43	Antrim	Serology	701	30055
2021/03/09 13:56:43	Antrim	Total	19462	834419
2021/03/09 13:56:43	Arenac	Diagnostic	12553	843446
2021/03/09 13:56:43	Arenac	Serology	426	28623
2021/03/09 13:56:43	Arenac	Total	12979	872069
2021/03/09 13:56:43	Baraga	Diagnostic	7464	909246
2021/03/09 13:56:43	Baraga	Serology	59	7187
2021/03/09 13:56:43	Baraga	Total	7523	916433
2021/03/09 13:56:43	Barry	Serology	1755	28513
2021/03/09 13:56:43	Barry	Diagnostic	48974	795678
2021/03/09 13:56:43	Barry	Total	50729	824192
2021/03/09 13:56:43	Bay	Serology	6557	63582
2021/03/09 13:56:43	Bay	Diagnostic	106088	1028722
2021/03/09 13:56:43	Bay	Total	112645	1092305
2021/03/09 13:56:43	Benzie	Serology	692	38951
2021/03/09 13:56:43	Benzie	Diagnostic	10955	616627
2021/03/09 13:56:43	Benzie	Total	11647	655578
2021/03/09 13:56:43	Berrien	Serology	5421	35339
2021/03/09 13:56:43	Berrien	Diagnostic	201226	1311765
2021/03/09 13:56:43	Berrien	Total	206647	1347103
2021/03/09 13:56:43	Branch	Serology	453	10410
2021/03/09 13:56:43	Branch	Diagnostic	34551	793966
2021/03/09 13:56:43	Branch	Total	35004	804375
2021/03/09 13:56:43	Calhoun	Serology	1723	12843
2021/03/09 13:56:43	Calhoun	Diagnostic	166575	1241624
2021/03/09 13:56:43	Calhoun	Total	168298	1254467
2021/03/09 13:56:43	Cass	Diagnostic	33831	653272
2021/03/09 13:56:43	Cass	Serology	656	12667
2021/03/09 13:56:43	Cass	Total	34487	665939
2021/03/09 13:56:43	Charlevoix	Diagnostic	19647	751520
2021/03/09 13:56:43	Charlevoix	Serology	1064	40699
2021/03/09 13:56:43	Charlevoix	Total	20711	792220
2021/03/09 13:56:43	Cheboygan	Diagnostic	12726	503482
2021/03/09 13:56:43	Cheboygan	Serology	535	21166

2021/03/09 13:56:43	Cheboygan	Total	13261	524648
2021/03/09 13:56:43	Chippewa	Diagnostic	20381	545691
2021/03/09 13:56:43	Chippewa	Serology	288	7711
2021/03/09 13:56:43	Chippewa	Total	20669	553402
2021/03/09 13:56:43	Clare	Diagnostic	17801	575153
2021/03/09 13:56:43	Clare	Serology	897	28982
2021/03/09 13:56:43	Clare	Total	18698	604136
2021/03/09 13:56:43	Clinton	Diagnostic	49580	622903
2021/03/09 13:56:43	Clinton	Serology	3817	47955
2021/03/09 13:56:43	Clinton	Total	53397	670859
2021/03/09 13:56:43	Correctional	Diagnostic	616224	
2021/03/09 13:56:43	Correctional	Serology	23279	
2021/03/09 13:56:43	Correctional	Total	639503	
2021/03/09 13:56:43	Crawford	Diagnostic	8656	617008
2021/03/09 13:56:43	Crawford	Serology	315	22453
2021/03/09 13:56:43	Crawford	Total	8971	639461
2021/03/09 13:56:43	Delta	Diagnostic	35139	981975
2021/03/09 13:56:43	Delta	Serology	771	21546
2021/03/09 13:56:43	Delta	Total	35910	1003521
2021/03/09 13:56:43	Detroit City	Diagnostic	650913	1001707
2021/03/09 13:56:43	Detroit City	Serology	24545	37773
2021/03/09 13:56:43	Detroit City	Total	675458	1039480
2021/03/09 13:56:43	Dickinson	Serology	159	6300
2021/03/09 13:56:43	Dickinson	Diagnostic	16178	640992
2021/03/09 13:56:43	Dickinson	Total	16337	647292
2021/03/09 13:56:43	Eaton	Diagnostic	104560	948235
2021/03/09 13:56:43	Eaton	Serology	5674	51456
2021/03/09 13:56:43	Eaton	Total	110234	999692
2021/03/09 13:56:43	Emmet	Diagnostic	25384	759659
2021/03/09 13:56:43	Emmet	Serology	1455	43543
2021/03/09 13:56:43	Emmet	Total	26839	803202
2021/03/09 13:56:43	Genesee	Serology	18406	45356
2021/03/09 13:56:43	Genesee	Diagnostic	319196	786559
2021/03/09 13:56:43	Genesee	Total	337602	831915
2021/03/09 13:56:43	Gladwin	Serology	1084	42595
2021/03/09 13:56:43	Gladwin	Diagnostic	15701	616959
2021/03/09 13:56:43	Gladwin	Total	16785	659554
2021/03/09 13:56:43	Gogebic	Diagnostic	16571	1185760
2021/03/09 13:56:43	Gogebic	Serology	258	18462
2021/03/09 13:56:43	Gogebic	Total	16829	1204222
2021/03/09 13:56:43	Grand Traverse	Diagnostic	74927	804905
2021/03/09 13:56:43	Grand Traverse	Serology	5991	64358
2021/03/09 13:56:43	Grand Traverse	Total	80918	869263
2021/03/09 13:56:43	Gratiot	Diagnostic	47875	1175972
2021/03/09 13:56:43	Gratiot	Serology	1036	25448
2021/03/09 13:56:43	Gratiot	Total	48911	1201420
2021/03/09 13:56:43	Hillsdale	Serology	907	19888
2021/03/09 13:56:43	Hillsdale	Diagnostic	38571	845763
2021/03/09 13:56:43	Hillsdale	Total	39478	865651
2021/03/09 13:56:43	Houghton	Diagnostic	41449	1161557

2021/03/09 13:56:43	Houghton	Serology	257	7202
2021/03/09 13:56:43	Houghton	Total	41706	1168759
2021/03/09 13:56:43	Huron	Diagnostic	25180	812756
2021/03/09 13:56:43	Huron	Serology	654	21110
2021/03/09 13:56:43	Huron	Total	25834	833866
2021/03/09 13:56:43	Ingham	Diagnostic	284520	973031
2021/03/09 13:56:43	Ingham	Serology	18561	63477
2021/03/09 13:56:43	Ingham	Total	303081	1036507
2021/03/09 13:56:43	Ionia	Diagnostic	65300	1009320
2021/03/09 13:56:43	Ionia	Serology	2095	32382
2021/03/09 13:56:43	Ionia	Total	67395	1041702
2021/03/09 13:56:43	Iosco	Diagnostic	20578	818960
2021/03/09 13:56:43	Iosco	Serology	558	22207
2021/03/09 13:56:43	Iosco	Total	21136	841167
2021/03/09 13:56:43	Iron	Diagnostic	23100	2087475
2021/03/09 13:56:43	Iron	Serology	123	11115
2021/03/09 13:56:43	Iron	Total	23223	2098590
2021/03/09 13:56:43	Isabella	Serology	1314	18806
2021/03/09 13:56:43	Isabella	Diagnostic	46389	663914
2021/03/09 13:56:43	Isabella	Total	47703	682720
2021/03/09 13:56:43	Jackson	Diagnostic	181395	1144376
2021/03/09 13:56:43	Jackson	Serology	3408	21500
2021/03/09 13:56:43	Jackson	Total	184803	1165876
2021/03/09 13:56:43	Kalamazoo	Serology	6647	25077
2021/03/09 13:56:43	Kalamazoo	Diagnostic	254560	960365
2021/03/09 13:56:43	Kalamazoo	Total	261207	985441
2021/03/09 13:56:43	Kalkaska	Serology	654	36257
2021/03/09 13:56:43	Kalkaska	Diagnostic	14369	796596
2021/03/09 13:56:43	Kalkaska	Total	15023	832853
2021/03/09 13:56:43	Kent	Diagnostic	745602	1134936
2021/03/09 13:56:43	Kent	Serology	42663	64941
2021/03/09 13:56:43	Kent	Total	788265	1199877
2021/03/09 13:56:43	Keweenaw	Diagnostic	1952	922495
2021/03/09 13:56:43	Keweenaw	Serology	31	14650
2021/03/09 13:56:43	Keweenaw	Total	1983	937146
2021/03/09 13:56:43	Lake	Serology	193	16283
2021/03/09 13:56:43	Lake	Diagnostic	9714	819539
2021/03/09 13:56:43	Lake	Total	9907	835822
2021/03/09 13:56:43	Lapeer	Serology	3042	34723
2021/03/09 13:56:43	Lapeer	Diagnostic	54028	616709
2021/03/09 13:56:43	Lapeer	Total	57070	651432
2021/03/09 13:56:43	Leelanau	Diagnostic	10955	503424
2021/03/09 13:56:43	Leelanau	Serology	943	43334
2021/03/09 13:56:43	Leelanau	Total	11898	546758
2021/03/09 13:56:43	Lenawee	Diagnostic	105758	1074220
2021/03/09 13:56:43	Lenawee	Serology	1883	19126
2021/03/09 13:56:43	Lenawee	Total	107641	1093346
2021/03/09 13:56:43	Livingston	Diagnostic	167493	872382
2021/03/09 13:56:43	Livingston	Serology	7293	37985
2021/03/09 13:56:43	Livingston	Total	174786	910367

2021/03/09 13:56:43	Luce	Diagnostic	4459	715845
2021/03/09 13:56:43	Luce	Serology	37	5940
2021/03/09 13:56:43	Luce	Total	4496	721785
2021/03/09 13:56:43	Mackinac	Diagnostic	7019	649968
2021/03/09 13:56:43	Mackinac	Serology	114	10557
2021/03/09 13:56:43	Mackinac	Total	7133	660524
2021/03/09 13:56:43	Macomb	Serology	53403	61104
2021/03/09 13:56:43	Macomb	Diagnostic	712337	815057
2021/03/09 13:56:43	Macomb	Total	765740	876161
2021/03/09 13:56:43	Manistee	Diagnostic	16384	667155
2021/03/09 13:56:43	Manistee	Serology	901	36689
2021/03/09 13:56:43	Manistee	Total	17285	703844
2021/03/09 13:56:43	Marquette	Serology	1264	18951
2021/03/09 13:56:43	Marquette	Diagnostic	111108	1665812
2021/03/09 13:56:43	Marquette	Total	112372	1684763
2021/03/09 13:56:43	Mason	Diagnostic	27530	944620
2021/03/09 13:56:43	Mason	Serology	943	32357
2021/03/09 13:56:43	Mason	Total	28473	976976
2021/03/09 13:56:43	Mecosta	Diagnostic	33078	761236
2021/03/09 13:56:43	Mecosta	Serology	902	20758
2021/03/09 13:56:43	Mecosta	Total	33980	781994
2021/03/09 13:56:43	Menominee	Serology	135	5926
2021/03/09 13:56:43	Menominee	Diagnostic	21118	927041
2021/03/09 13:56:43	Menominee	Total	21253	932968
2021/03/09 13:56:43	Midland	Serology	6775	81473
2021/03/09 13:56:43	Midland	Diagnostic	52889	636021
2021/03/09 13:56:43	Midland	Total	59664	717495
2021/03/09 13:56:43	Missaukee	Serology	609	40283
2021/03/09 13:56:43	Missaukee	Diagnostic	8671	573555
2021/03/09 13:56:43	Missaukee	Total	9280	613838
2021/03/09 13:56:43	Monroe	Serology	5200	34551
2021/03/09 13:56:43	Monroe	Diagnostic	130658	868159
2021/03/09 13:56:43	Monroe	Total	135858	902711
2021/03/09 13:56:43	Montcalm	Diagnostic	64927	1016263
2021/03/09 13:56:43	Montcalm	Serology	2160	33809
2021/03/09 13:56:43	Montcalm	Total	67087	1050072
2021/03/09 13:56:43	Montmorency	Diagnostic	6119	655982
2021/03/09 13:56:43	Montmorency	Serology	349	37414
2021/03/09 13:56:43	Montmorency	Total	6468	693396
2021/03/09 13:56:43	Muskegon	Diagnostic	176459	1016668
2021/03/09 13:56:43	Muskegon	Serology	3338	19232
2021/03/09 13:56:43	Muskegon	Total	179797	1035900
2021/03/09 13:56:43	Newaygo	Diagnostic	37019	755798
2021/03/09 13:56:43	Newaygo	Serology	1564	31931
2021/03/09 13:56:43	Newaygo	Total	38583	787730
2021/03/09 13:56:43	Oakland	Diagnostic	1132315	900389
2021/03/09 13:56:43	Oakland	Serology	104248	82895
2021/03/09 13:56:43	Oakland	Total	1236563	983285
2021/03/09 13:56:43	Oceana	Diagnostic	29704	1122303
2021/03/09 13:56:43	Oceana	Serology	822	31058

2021/03/09 13:56:43	Oceana	Total	30526	1153361
2021/03/09 13:56:43	Ogemaw	Diagnostic	15364	731724
2021/03/09 13:56:43	Ogemaw	Serology	503	23956
2021/03/09 13:56:43	Ogemaw	Total	15867	755679
2021/03/09 13:56:43	Ontonagon	Diagnostic	6728	1176224
2021/03/09 13:56:43	Ontonagon	Serology	69	12063
2021/03/09 13:56:43	Ontonagon	Total	6797	1188287
2021/03/09 13:56:43	Osceola	Diagnostic	19984	851833
2021/03/09 13:56:43	Osceola	Serology	876	37340
2021/03/09 13:56:43	Osceola	Total	20860	889173
2021/03/09 13:56:43	Oscoda	Diagnostic	4627	561461
2021/03/09 13:56:43	Oscoda	Serology	296	35918
2021/03/09 13:56:43	Oscoda	Total	4923	597379
2021/03/09 13:56:43	Otsego	Diagnostic	16680	676180
2021/03/09 13:56:43	Otsego	Serology	867	35147
2021/03/09 13:56:43	Otsego	Total	17547	711326
2021/03/09 13:56:43	Ottawa	Serology	13258	45431
2021/03/09 13:56:43	Ottawa	Diagnostic	318838	1092547
2021/03/09 13:56:43	Ottawa	Total	332096	1137978
2021/03/09 13:56:43	Presque Isle	Diagnostic	8766	696156
2021/03/09 13:56:43	Presque Isle	Serology	442	35102
2021/03/09 13:56:43	Presque Isle	Total	9208	731258
2021/03/09 13:56:43	Roscommon	Diagnostic	15623	650443
2021/03/09 13:56:43	Roscommon	Serology	642	26729
2021/03/09 13:56:43	Roscommon	Total	16265	677172
2021/03/09 13:56:43	Saginaw	Serology	8516	44694
2021/03/09 13:56:43	Saginaw	Diagnostic	211810	1111636
2021/03/09 13:56:43	Saginaw	Total	220326	1156330
2021/03/09 13:56:43	Sanilac	Diagnostic	43262	1050814
2021/03/09 13:56:43	Sanilac	Serology	1127	27374
2021/03/09 13:56:43	Sanilac	Total	44389	1078188
2021/03/09 13:56:43	Schoolcraft	Diagnostic	5593	691006
2021/03/09 13:56:43	Schoolcraft	Serology	62	7660
2021/03/09 13:56:43	Schoolcraft	Total	5655	698666
2021/03/09 13:56:43	Shiawassee	Serology	2348	34468
2021/03/09 13:56:43	Shiawassee	Diagnostic	55835	819632
2021/03/09 13:56:43	Shiawassee	Total	58183	854100
2021/03/09 13:56:43	St Clair	Serology	7207	45291
2021/03/09 13:56:43	St Clair	Diagnostic	112826	709027
2021/03/09 13:56:43	St Clair	Total	120033	754317
2021/03/09 13:56:43	St Joseph	Diagnostic	49620	813923
2021/03/09 13:56:43	St Joseph	Serology	1476	24211
2021/03/09 13:56:43	St Joseph	Total	51096	838134
2021/03/09 13:56:43	Tuscola	Diagnostic	51467	985109
2021/03/09 13:56:43	Tuscola	Serology	1953	37382
2021/03/09 13:56:43	Tuscola	Total	53420	1022490
2021/03/09 13:56:43	Unknown	Diagnostic	495794	
2021/03/09 13:56:43	Unknown	Serology	23907	
2021/03/09 13:56:43	Unknown	Total	519701	
2021/03/09 13:56:43	Van Buren	Serology	1666	22015

2021/03/09 13:56:43	Van Buren	Diagnostic	80993	1070246
2021/03/09 13:56:43	Van Buren	Total	82659	1092261
2021/03/09 13:56:43	Washtenaw	Diagnostic	545283	1483356
2021/03/09 13:56:43	Washtenaw	Serology	16388	44581
2021/03/09 13:56:43	Washtenaw	Total	561671	1527937
2021/03/09 13:56:43	Wayne	Serology	69970	63389
2021/03/09 13:56:43	Wayne	Diagnostic	1126509	1020562
2021/03/09 13:56:43	Wayne	Total	1196479	1083952
2021/03/09 13:56:43	Wexford	Diagnostic	24032	714579
2021/03/09 13:56:43	Wexford	Serology	1170	34789
2021/03/09 13:56:43	Wexford	Total	25202	749368

PUBLIC USE DATASETS

Diagnostic Tests by Result and County

README

Data include diagnostic tests for COVID-19 by date and county.

Diagnostic tests are used to find current infection and look for genes or proteins from the severe acute respiratory syndrome coronavirus 2 (SARS-CoV-2), the virus that causes COVID-19. These tests, which are performed as nasal swabs, include: Nucleic acid amplification test/real-time polymerase chain reaction (NAAT/RT-PCR) test and rapid virus antigen detection point of care (POC) tests.

Correctional includes state and federal prisons and county and city detention facilities.

Testing data represents total tests performed, not individuals tested. A single individual may have more than one test completed.

The total number of positive tests may exceed the number of confirmed cases due to 1) a single individual may have more than one test performed; 2) MDHHS may receive data on positive tests in advance of a local health department classifying an individual as a confirmed or probable case, and 3) although efforts have been made to de-duplicate testing data, some duplication may occur.

DIAGNOSTIC TESTS BY RESULT AND COUNTY 2021-03-09

MessageDate	COUNTY	Negative	Positive	Total
3/8/2021	Alcona	23	0	23
3/8/2021	Allegan	109	15	124
3/8/2021	Alpena	95	0	95
3/8/2021	Antrim	20	1	21
3/8/2021	Arenac	16	1	17
3/8/2021	Baraga	22	0	22
3/8/2021	Barry	67	1	68
3/8/2021	Bay	104	6	110
3/8/2021	Benzie	13	0	13
3/8/2021	Berrien	362	12	374
3/8/2021	Branch	46	4	50
3/8/2021	Calhoun	262	30	292
3/8/2021	Cass	61	3	64
3/8/2021	Charlevoix	22	1	23
3/8/2021	Cheboygan	48	6	54
3/8/2021	Chippewa	26	0	26
3/8/2021	Clare	61	1	62
3/8/2021	Clinton	61	5	66
3/8/2021	Correctional	70	28	98
3/8/2021	Crawford	19	0	19
3/8/2021	Delta	74	3	77
3/8/2021	Detroit City	936	38	974
3/8/2021	Dickinson	10	0	10
3/8/2021	Eaton	137	5	142
3/8/2021	Emmet	51	2	53
3/8/2021	Genesee	345	24	369
3/8/2021	Gladwin	62	1	63
3/8/2021	Gogebic	7	2	9
3/8/2021	Grand Traverse	78	3	81
3/8/2021	Gratiot	70	2	72
3/8/2021	Hillsdale	46	2	48
3/8/2021	Houghton	185	4	189
3/8/2021	Huron	19	3	22
3/8/2021	Ingham	423	30	453
3/8/2021	Ionia	78	3	81
3/8/2021	Iosco	48	0	48
3/8/2021	Iron	13	0	13
3/8/2021	Isabella	82	4	86
3/8/2021	Jackson	267	16	283
3/8/2021	Kalamazoo	574	61	635
3/8/2021	Kalkaska	23	2	25
3/8/2021	Kent	1277	69	1346
3/8/2021	Keweenaw	2	0	2
3/8/2021	Lake	28	1	29
3/8/2021	Lapeer	70	18	88
3/8/2021	Leelanau	11	4	15
3/8/2021	Lenawee	182	4	186

3/8/2021	Livingston	315	17	332
3/8/2021	Luce	2	2	4
3/8/2021	Mackinac	8	0	8
3/8/2021	Macomb	908	105	1013
3/8/2021	Manistee	30	1	31
3/8/2021	Marquette	138	2	140
3/8/2021	Mason	53	4	57
3/8/2021	Mecosta	38	2	40
3/8/2021	Menominee	34	1	35
3/8/2021	Midland	116	8	124
3/8/2021	Missaukee	13	2	15
3/8/2021	Monroe	365	24	389
3/8/2021	Montcalm	106	5	111
3/8/2021	Montmorency	36	0	36
3/8/2021	Muskegon	196	14	210
3/8/2021	Newaygo	67	15	82
3/8/2021	Oakland	1747	108	1855
3/8/2021	Oceana	31	4	35
3/8/2021	Ogemaw	36	0	36
3/8/2021	Ontonagon	4	1	5
3/8/2021	Osceola	54	2	56
3/8/2021	Oscoda	19	0	19
3/8/2021	Otsego	40	8	48
3/8/2021	Ottawa	292	19	311
3/8/2021	Presque Isle	29	1	30
3/8/2021	Roscommon	37	1	38
3/8/2021	Saginaw	220	13	233
3/8/2021	Sanilac	45	7	52
3/8/2021	Schoolcraft	1	0	1
3/8/2021	Shiawassee	69	2	71
3/8/2021	St Clair	142	20	162
3/8/2021	St Joseph	165	12	177
3/8/2021	Tuscola	47	7	54
3/8/2021	Unknown	430	20	450
3/8/2021	Van Buren	104	12	116
3/8/2021	Washtenaw	1908	37	1945
3/8/2021	Wayne	1976	158	2134
3/8/2021	Wexford	40	3	43