



Western Michigan University  
ScholarWorks at WMU

---

Cumulative Michigan COVID-19 Data

Michigan COVID-19 State Data

---

3-12-2021

## 2021-03-12\_MichiganOverview\_COVIDstats

Michigan Department of Health & Human Services

Follow this and additional works at: <https://scholarworks.wmich.edu/michigan-covid-data-state-cumulative>



Part of the Public Health Commons

---

### WMU ScholarWorks Citation

Michigan Department of Health & Human Services, "2021-03-12\_MichiganOverview\_COVIDstats" (2021).  
*Cumulative Michigan COVID-19 Data*. 342.

<https://scholarworks.wmich.edu/michigan-covid-data-state-cumulative/342>

This Website is brought to you for free and open access  
by the Michigan COVID-19 State Data at ScholarWorks at  
WMU. It has been accepted for inclusion in Cumulative  
Michigan COVID-19 Data by an authorized administrator  
of ScholarWorks at WMU. For more information, please  
contact [wmu-scholarworks@wmich.edu](mailto:wmu-scholarworks@wmich.edu).



Coronavirus

MI SAFE START

CONTAIN COVID

RESOURCES

PRESS RELEASES

DONATE

VIDEO UPDATES

CORONAVIRUS / MICHIGAN DATA

Michigan Data

Hospitals

Long Term  
Care Facilities

Coronavirus  
Symptoms

Cumulative  
Recovered

Outbreak  
Reporting

School-Related  
Outbreak  
Reporting

Wastewater  
Surveillance

Testing  
Turnaround  
Time

MIS-C Data  
and Reporting

Data and  
Modeling  
Updates

The State of Michigan is working around the clock to test and treat COVID-19 patients. Below is the most recent data healthcare experts across the state have compiled. It is updated Monday - Saturday.

CURRENT STATUS

DAILY CASES

CUMULATIVE TRENDS

DEMOGRAPHICS

TOTAL TESTING

DIAGNOSTIC TESTING

LEARN MORE

View Cases

View Deaths

View Table

Select Preparedness Region:

All

Select County:

All

This report is provisional and subject to change. City of Detroit and Wayne County are reported separately. MDHHS began tracking probable cases April 5, 2020. FCI indicates federal correctional institute. MDOC indicates Michigan Department of Corrections. Diagnostic tests, including nucleic acid amplification/real-time polymerase chain reaction (NAAT/RT-PCR) and rapid virus antigen detection point of care (POC) tests, look for current infection. Serology (antibody) tests are used to look for the possibility of previous infection.

Source: Michigan Disease Surveillance System (MDSS) and Vital Records.

COVID-19 Cases by County

Confirmed cases include individuals with a positive diagnostic test for COVID-19. Probable cases include individuals with COVID-19 symptoms and an epidemiologic link to confirmed COVID-19, but no diagnostic test.

Cases by County

17-449

450-2380

2381-11819

11820-77333

77334+

Michigan

Friday, March 12, 2021

Michigan (Statewide) Case Fatality Rate

2.6%

Current Totals

Case Status	Cases	Deaths
Confirmed	605,778	15,736
Probable	62,307	993
Total	668,085	16,729

Laboratory Testing

Test Type	Tests Performed
Diagnostic	10,823,583
Serology	542,759
Total	11,366,342

Microsoft Power BI

Q

< 1 of 7 >

X

Cases by Hispanic/Latino Ethnicity

Hispanic/Latino Ethnicity	Percentage of Overall Cases by Ethnicity	Percentage of Deceased Cases by Ethnicity
Hispanic/Latino	5.66%	3.06%
Non-Hispanic Latino	70.84%	84.30%
Unknown	23.50%	12.64%

PUBLIC USE DATASETS 03/12/2021

(Downloadable .xlsx files)

Cases and Deaths by County

Have questions?  
Chat with Robin

https://www.michigan.gov/coronavirus/0,9753,7-406-98163\_98173---,00.html

1/2

Totals may not add to 100% due to rounding

- Cases and Deaths by County by Date of Onset of Symptoms and Date of Death
- Cases by Demographics Statewide
- COVID-19 Tests by County
- Diagnostic Tests by Result and County

Cases by Arab Ethnicity		
Arab Ethnicity	Percentage of Overall Cases by Ethnicity	Percentage of Deceased Cases by Ethnicity
Arab	2.97%	1.74%
Non-Arab	52.74%	55.92%
Unknown	44.29%	42.34%

Totals may not add to 100% due to rounding



MICHIGAN.GOV HOME  
ADA  
MICHIGAN NEWS  
POLICIES


COPYRIGHT 2021 STATE OF MICHIGAN

# Cumulative Total of Recovered COVID-19 Cases

Cumulative Total of Recovered COVID-19 Cases (as of 03/05/2021): 549,881

During this response, MDHHS is reviewing vital records statistics to identify any laboratory confirmed COVID-19 cases who are 30 days out from their onset of illness to represent recovery status. As the pandemic continues to impact Michigan, this pool will expand to include more cases. Recovered is defined as the number of persons with a confirmed COVID-19 diagnosis who are alive 30 days post-onset (or referral date if onset is not available). The number of persons recovered on March 5, 2021 represents COVID-19 confirmed individuals with an onset date on or prior to February 3, 2021. If an individual dies from a COVID-related cause >30 days from onset/referral, they are removed from the number of persons recovered. These numbers will be updated every Saturday.

Source: Michigan Disease Surveillance System and Vital Records

 Have questions?  
Chat with Robin

[View Cases](#)[View Deaths](#)[View Table](#)

Select Preparedness Region:

All



Select County:

All



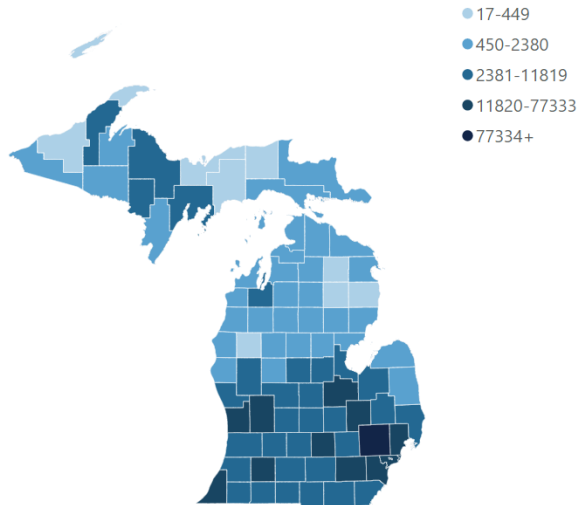
*This report is provisional and subject to change. City of Detroit and Wayne County are reported separately. MDHHS began tracking probable cases April 5, 2020. FCI indicates federal correctional institute. MDOC indicates Michigan Department of Corrections. Diagnostic tests, including nucleic acid amplification/real-time polymerase chain reaction (NAAT/RT-PCR) and rapid virus antigen detection point of care (POC) tests, look for current infection. Serology (antibody) tests are used to look for the possibility of previous infection.*

*Source: Michigan Disease Surveillance System (MDSS) and Vital Records.*

## COVID-19 Cases by County

Confirmed cases include individuals with a positive diagnostic test for COVID-19. Probable cases include individuals with COVID-19 symptoms and an epidemiologic link to confirmed COVID-19, but no diagnostic test.

### Cases by County



## Michigan

Friday, March 12, 2021

### Michigan (Statewide) Case Fatality Rate

2.6%

### Current Totals

Case Status	Cases	Deaths
Confirmed	605,778	15,736
Probable	62,307	993
<b>Total</b>	<b>668,085</b>	<b>16,729</b>

### Laboratory Testing

Test Type	Tests Performed
Diagnostic	10,823,583
Serology	542,759
<b>Total</b>	<b>11,366,342</b>

[View Cases](#)[View Deaths](#)[View Table](#)

Select Preparedness Region:

All



Select County:

All



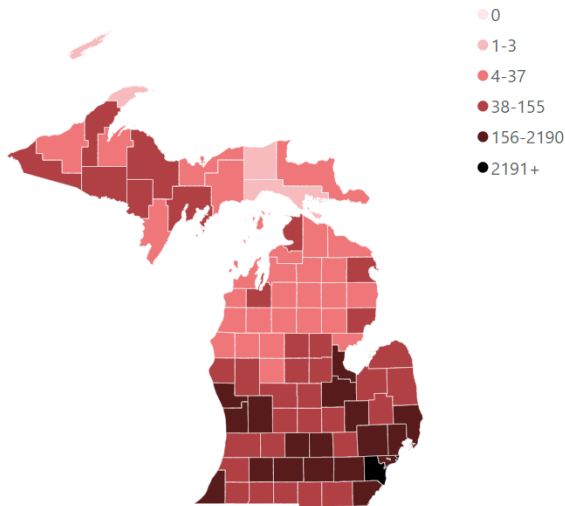
*This report is provisional and subject to change. City of Detroit and Wayne County are reported separately. MDHHS began tracking probable cases April 5, 2020. FCI indicates federal correctional institute. MDOC indicates Michigan Department of Corrections. Diagnostic tests, including nucleic acid amplification/real-time polymerase chain reaction (NAAT/RT-PCR) and rapid virus antigen detection point of care (POC) tests, look for current infection. Serology (antibody) tests are used to look for the possibility of previous infection.*

*Source: Michigan Disease Surveillance System (MDSS) and Vital Records.*

## COVID-19 Deaths by County

Confirmed deaths include individuals who had a confirmed COVID-19 infection and are classified as deceased by the case investigation, have COVID-19 indicated as a cause of death on their death certificate, or who die within 30 days of infection and their manner of death is listed as natural. Probable deaths include individuals who have COVID indicated on their death certificate, but have not had a positive diagnostic test.

### Deaths by County



## Michigan

Friday, March 12, 2021

### Michigan (Statewide) Case Fatality Rate

2.6%

### Current Totals

Case Status	Cases	Deaths
Confirmed	605,778	15,736
Probable	62,307	993
<b>Total</b>	<b>668,085</b>	<b>16,729</b>

### Laboratory Testing

Test Type	Tests Performed
Diagnostic	10,823,583
Serology	542,759
<b>Total</b>	<b>11,366,342</b>

Confirmed Cases

Deaths

View Table

Select Preparedness Region:

All

Select County:

All

Cases are shown by onset date or by lab specimen collection date if onset date was unavailable. Deaths are shown by date of death or date of last status update if date of death was unavailable. Tracking of probable cases and deaths did not begin until April 5, 2020, therefore only probable cases referred for investigation on or after April 5, 2020 are displayed (onset may have been prior).

Notes: FCI indicates federal correctional institute. MDOC indicates Michigan Department of Corrections.

## Daily Cases by Status

The number of daily confirmed cases represent the total number of people who had a positive diagnostic test for COVID-19 by the date of the onset of their symptoms.

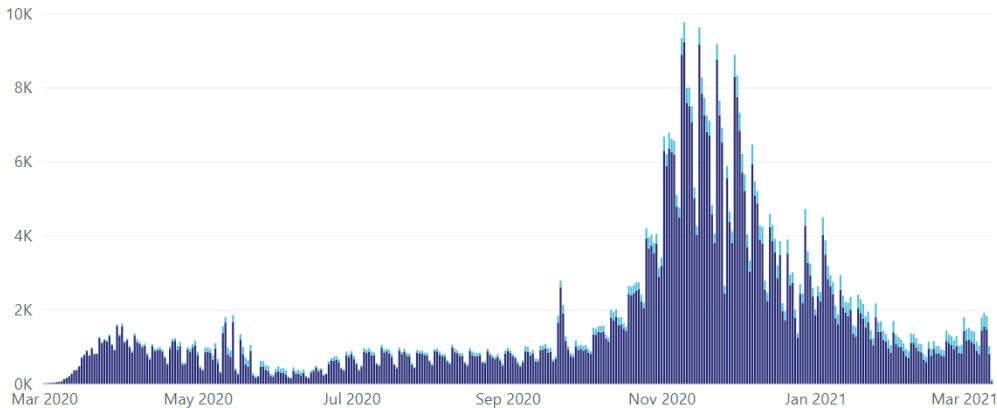
Filter by Date:

3/1/2020

3/12/2021

### Cases by Date of Onset

Case Status ● Confirmed ● Probable



Confirmed Cases

Deaths

View Table

Select Preparedness Region:

All



Select County:

All



Cases are shown by onset date or by lab specimen collection date if onset date was unavailable. Deaths are shown by date of death or date or last status update if date of death was unavailable. Tracking of probable cases and deaths did not begin until April 5, 2020, therefore only probable cases referred for investigation on or after April 5, 2020 are displayed (onset may have been prior).

Notes: FCI indicates federal correctional institute. MDOC indicates Michigan Department of Corrections.

## Daily Deaths by Status

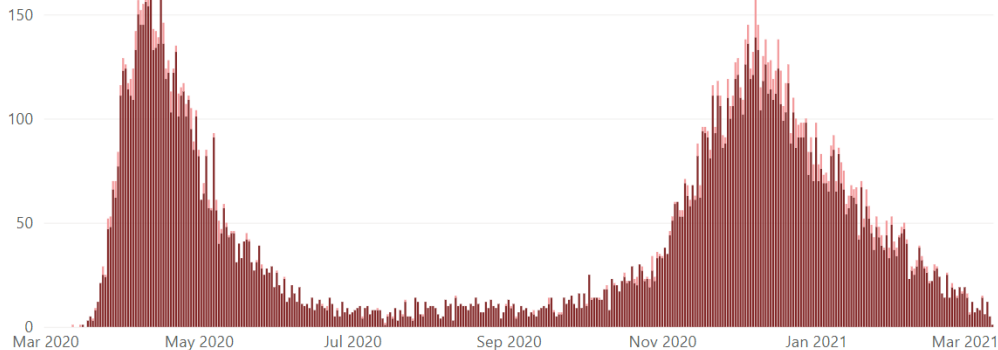
Confirmed deaths include individuals who had a confirmed COVID-19 infection and are classified as deceased by the case investigation, have COVID-19 indicated as a cause of death on their death certificate, or who die within 30 days of infection and their manner of death is listed as natural. Data are shown by the date of death.

Filter by Date:

3/1/2020

3/12/2021

## Deaths by Date of Death

Case Status ● Confirmed ● Probable

View Table

View Chart

Select Preparedness Region:

All



Select County:

All



Cases are shown by onset date or by lab specimen collection date if onset date was unavailable. Deaths are shown by date of death or date of last status update if date of death was unavailable. Tracking of probable cases and deaths did not begin until April 5, 2020, therefore these data are not displayed by date.

Notes: FCI indicates federal correctional institute. MDOC indicates Michigan Department of Corrections.

## Cumulative Confirmed Cases and Deaths among Confirmed Cases

Cumulative cases represent the total number of people who had a positive diagnostic test for COVID-19. Cases are shown by the date of onset of symptoms. Cumulative Deaths represent the total number of people who had a confirmed COVID-19 infection and are classified as deceased by the case investigation, have COVID-19 indicated as a cause of death on their death certificate, or who die within 30 days of infection and their manner of death is listed as natural. Deaths are shown by date of death.

Filter By Date:

3/1/2020

3/12/2021

### Cumulative Confirmed Cases and Deaths among Confirmed Cases by Date

● Confirmed Cases ● Deaths

0.7M

0.6M

0.5M

0.4M

0.3M

0.2M

0.1M

0.0M

Mar 2020

May 2020

Jul 2020

Sep 2020

Nov 2020

Jan 2021

Mar 2021



## Cases by Demographic Characteristics

Data are suppressed when the number of cases is five or below to protect the confidentiality of individuals. The sum of the cases for individual categories may be fewer than the total number of cases due to data suppression. Rates are not calculated for multiple races, other, and unknown race categories due to the unavailability of an appropriate denominator.

Cases

Deaths

Select case status:

- ☒ Confirmed  
☐ Probable

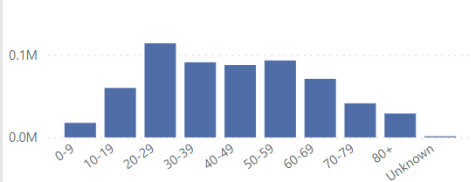
Select Preparedness Region:

All

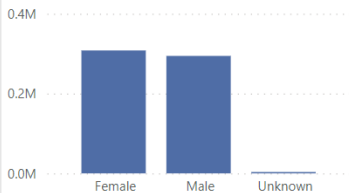
Select county:

All

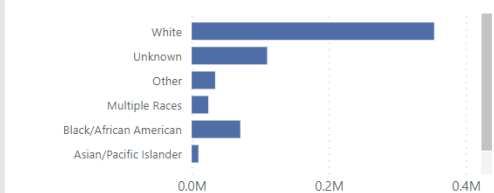
### Cases by Age Group



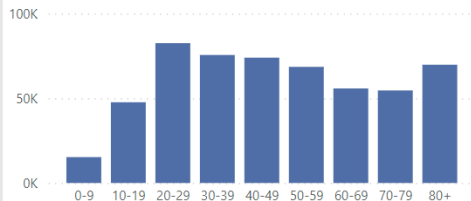
### Cases by Sex



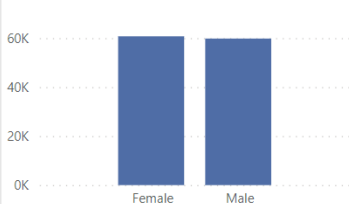
### Cases by Race



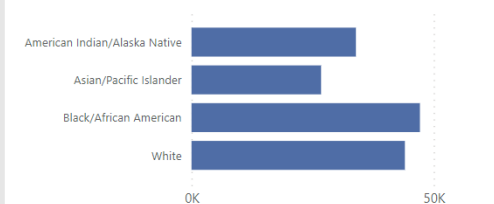
### Cases per Million by Age Group



### Cases per Million by Sex



### Cases per Million by Race



## Cases by Demographic Characteristics

Data are suppressed when the number of cases is five or below to protect the confidentiality of individuals. The sum of the cases for individual categories may be fewer than the total number of cases due to data suppression. Rates are not calculated for multiple races, other, and unknown race categories due to the unavailability of an appropriate denominator.

Cases

Deaths

Select case status:

- ☐ Confirmed  
☒ Probable

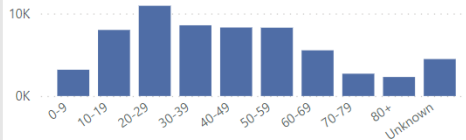
Select Preparedness Region:

All

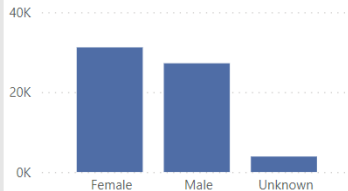
Select county:

All

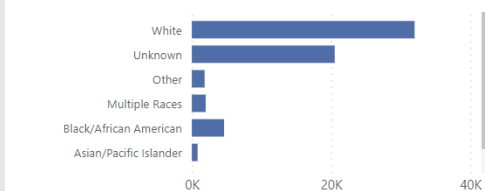
### Cases by Age Group



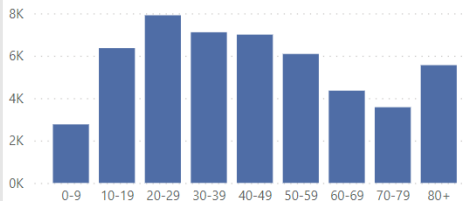
### Cases by Sex



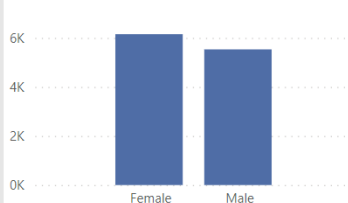
### Cases by Race



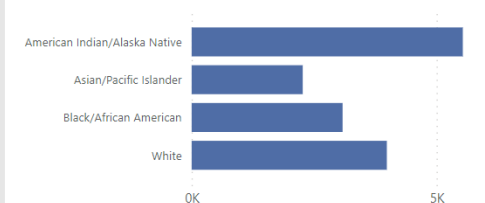
### Cases per Million by Age Group



### Cases per Million by Sex



### Cases per Million by Race



## Deaths by Demographic Characteristics

Data are suppressed when the number of deaths is five or below to protect the confidentiality of individuals. The sum of the deaths for individual categories may be fewer than the total number of deaths due to data suppression. Rates are not calculated for multiple races, other, and unknown race categories due to the unavailability of an appropriate denominator.

Cases

Deaths

Select case status:

- ☒ Confirmed  
☐ Probable

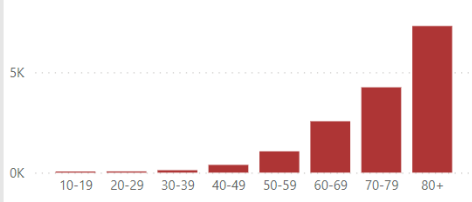
Select Preparedness Region:

All

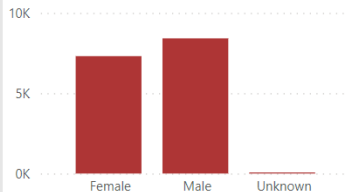
Select county:

All

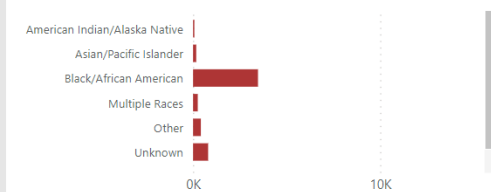
### Deaths by Age Group



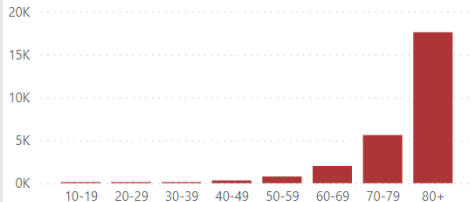
### Deaths by Sex



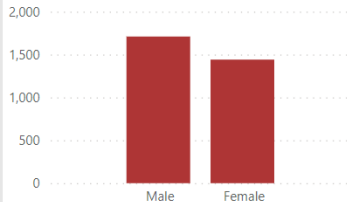
### Deaths by Race



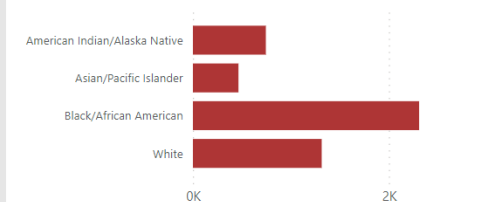
### Deaths per Million by Age Group



### Deaths per Million by Sex



### Deaths per Million by Race



## Deaths by Demographic Characteristics

Data are suppressed when the number of deaths is five or below to protect the confidentiality of individuals. The sum of the deaths for individual categories may be fewer than the total number of deaths due to data suppression. Rates are not calculated for multiple races, other, and unknown race categories due to the unavailability of an appropriate denominator.

Cases

Deaths

Select case status:

- ☐ Confirmed  
☒ Probable

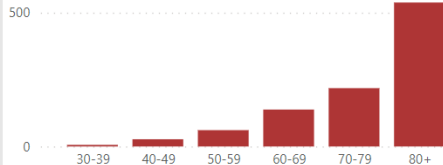
Select Preparedness Region:

All

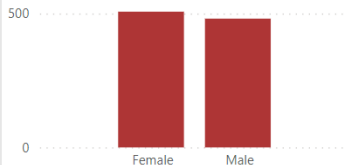
Select county:

All

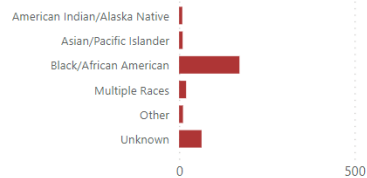
### Deaths by Age Group



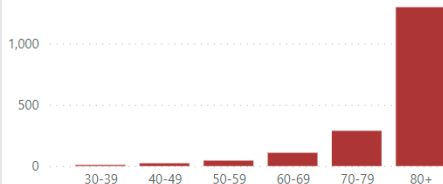
### Deaths by Sex



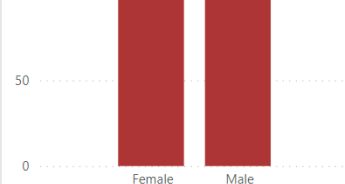
### Deaths by Race



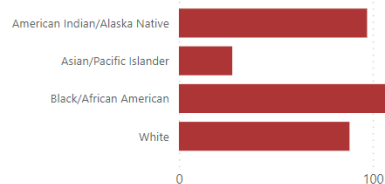
### Deaths per Million by Age Group



### Deaths per Million by Sex



### Deaths per Million by Race



[View Table](#)[View Charts](#)

Select Preparedness Region:

All

Select County:

All

Diagnostic tests are used to find current infection and look for genes or proteins from the severe acute respiratory syndrome coronavirus 2 (SARS-CoV-2), the virus that causes COVID-19. These tests, which are performed as nasal swabs, include: Nucleic acid amplification test/real-time polymerase chain reaction (NAAT/RT-PCR) test and rapid virus antigen detection point of care (POC) tests.

Serology tests are used to look for the possibility of previous infection. Serology tests look for antibodies to SARS-CoV-2 in the blood. There are currently two types of serology tests: the enzyme-linked immunosorbent assay (ELISA) test and the rapid antibody detection POC test. Serology tests do not diagnose disease and do not guarantee immunity, but might provide information about previous infection.

## Total Covid-19 Laboratory Tests

Total testing includes both diagnostic tests which are used to determine if an individual currently has COVID-19 and serology testing which is used to determine if a person has antibodies to Covid-19.

Filter by Date:

3/10/2020

3/11/2021

### Total Laboratory Tests by Type and Date

Test Type ● Diagnostic ● Serology

100K

50K

0K

May 2020

Jul 2020

Sep 2020

Nov 2020

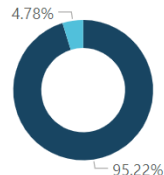
Jan 2021

Mar 2021

### Total Tests Completed to Date

Test Type	Count	Tests per Million Residents
Diagnostic	10,823,583	1,083,319
Serology	542,759	54,324
Total	11,366,342	1,137,643

### Percent of Tests Completed by Type



Test Type

● Diagnostic

● Serology

View Table

View Charts

Select Preparedness Region

All



Select County

All



Diagnostic tests are used to find current infection and look for genes or proteins from the severe acute respiratory syndrome coronavirus 2 (SARS-CoV-2), the virus that causes COVID-19. These tests, which are performed as nasal swabs, include: Nucleic acid amplification test/real-time polymerase chain reaction (NAAT/RT-PCR) test and rapid virus antigen detection point of care (POC) tests. Diagnostic tests do not include serology tests which look for antibodies to SARS-Cov-2 in the blood.

## Diagnostic Covid-19 Laboratory Tests

Diagnostic tests are used to determine if an individual is currently infected with Covid-19.

Filter by Date

3/10/2020

3/11/2021

### Total Laboratory Tests by Type and Date

Test Type ● Negative ● Positive

100K

50K

0K

May 2020

Jul 2020

Sep 2020

Nov 2020

Jan 2021

Mar 2021

### Percent of Diagnostic Tests That Were Positive

60%

40%

20%

0%

May 2020

Jul 2020

Sep 2020

Nov 2020

Jan 2021

Mar 2021

### Where does the data come from?

The State of Michigan COVID-19 Dashboard displays the most recent provisional data reported to the Michigan Department of Health and Humans Services (MDHHS) about cases in Michigan by selected demographics and county of residence (City of Detroit and Wayne County are reported separately). Data are reported to MDHHS via the [Michigan Disease Surveillance System \(MDSS\)](#). Provisional Death data are provided by the MDHHS Division for [Vital Records & Health Statistics](#).

### How does MDHHS classify confirmed and probable cases?

Confirmed cases only include individuals who have had a positive diagnostic laboratory test for COVID-19. Probable cases include individuals who have symptoms consistent with COVID-19 and an epidemiologic link to a confirmed case or a positive serology (antibody) test, but do not have a positive diagnostic laboratory test for COVID-19 and individuals with a positive serology (antibody) test for COVID-19 and an epidemiologic link to a confirmed case.

### How does MDHHS classify confirmed and probable deaths?

Confirmed deaths include individuals who meet one or more of the following conditions: 1) Have been identified as a confirmed case and classified as deceased as a result of a case investigation in the Michigan Disease Surveillance System (MDSS). MDSS is the database used by state and local health department to monitor reportable diseases like COVID-19; 2) have been identified as a confirmed case in MDSS had have a death certificate with COVID-19 listed as a cause of death; 3) have been identified as a confirmed case in MDSS and die within 30 days of onset of COVID-19 infection and have a death certificate which classifies their manner death as 'natural'. Probable deaths include individuals who have COVID indicated as a cause of death on their death certificate but have not had a positive diagnostic laboratory test.

### Why do the number of probable cases fluctuate?

The number of probable cases can change daily based on the investigation efforts of the health department. When a probable case is first reported, local and/or state health department staff investigate to determine if the person meets the case definition of probable. As additional information is gathered, the case could be re-classified to confirmed, remain as probable, or be determined as not a case.

### Why do data in the demographics tab not sum to the total number of cases for a county or region?

Data are not shown whenever the number of cases for a particular demographic category is fewer than six to protect the confidentiality of individuals. Rates are not calculated for other, multiple, and unknown race because an appropriate population denominator is not available for these categories at the county level.

### Where can I get more information about COVID-19?

Visit <https://www.michigan.gov/coronavirus> to find information on resources and assistance, answers to frequently asked questions, and the latest updates on Michigan's response to COVID-19. For COVID-19 updates from CDC visit <https://www.cdc.gov/coronavirus/2019-ncov>.

# PUBLIC USE DATASETS

## Cases and Deaths by County

### README

Includes total cases and deaths to date by case status (confirmed or probable) and county. County is based on the county of residence.

Confirmed cases only include individuals who have had a positive diagnostic laboratory test for COVID-19.

Probable cases include individuals who have symptoms consistent with COVID-19 and an epidemiologic link to a confirmed case or a positive serology (antibody) test, but do not have a positive diagnostic laboratory test for COVID-19 and individuals with a positive serology (antibody) test for COVID-19 and an epidemiologic link to a confirmed case.

Confirmed deaths include individuals who meet one or more of the following conditions: 1) Have been identified as a confirmed case and classified as deceased as a result of a case investigation in the Michigan Disease Surveillance System (MDSS). MDSS is the database used by state and local health department to monitor reportable diseases like COVID-19; 2) have been identified as a confirmed case in MDSS had have a death certificate with COVID-19 listed as a cause of death; 3) have been identified as a confirmed case in MDSS and die within 30 days of onset of COVID-19 infection and have a death certificate which classifies their manner death as 'natural'.

Probable deaths include individuals who have COVID indicated as a cause of death on their death certificate but have not had a positive diagnostic laboratory test.

The number of probable cases can change daily based on information obtained through the health department investigation. Probable cases can be re-classified as a confirmed case or determined to not be a case.



# **CASES AND DEATHS BY COUNTY 2021-03-12**

Updated	COUNTY	ConfirmedCases	ConfirmedDeaths	ProbableCases	ProbableDeaths
2021/03/12 15:34:03	Alcona	358	19	77	5
2021/03/12 15:34:03	Alger	279	1	157	4
2021/03/12 15:34:03	Allegan	6759	95	774	23
2021/03/12 15:34:03	Alpena	1266	47	244	1
2021/03/12 15:34:03	Antrim	800	15	202	5
2021/03/12 15:34:03	Arenac	688	25	83	0
2021/03/12 15:34:03	Baraga	511	33	103	0
2021/03/12 15:34:03	Barry	3515	47	354	2
2021/03/12 15:34:03	Bay	7336	285	317	12
2021/03/12 15:34:03	Benzie	806	31	140	1
2021/03/12 15:34:03	Berrien	10957	227	864	19
2021/03/12 15:34:03	Branch	3484	83	327	4
2021/03/12 15:34:03	Calhoun	8709	221	1380	16
2021/03/12 15:34:03	Cass	3736	62	448	4
2021/03/12 15:34:03	Charlevoix	857	13	221	0
2021/03/12 15:34:03	Cheboygan	869	37	214	0
2021/03/12 15:34:03	Chippewa	738	23	1045	4
2021/03/12 15:34:03	Clare	1414	68	217	1
2021/03/12 15:34:03	Clinton	4547	68	681	4
2021/03/12 15:34:03	Crawford	579	5	35	0
2021/03/12 15:34:03	Delta	2689	66	489	19
2021/03/12 15:34:03	Dickinson	2136	55	246	15
2021/03/12 15:34:03	Eaton	5850	148	675	8
2021/03/12 15:34:03	Emmet	1286	38	285	1
2021/03/12 15:34:03	Genesee	22432	711	4249	50
2021/03/12 15:34:03	Gladwin	1269	40	235	3
2021/03/12 15:34:03	Gogebic	950	21	346	28
2021/03/12 15:34:03	Grand Traverse	3977	61	477	10
2021/03/12 15:34:03	Gratiot	2478	100	332	4
2021/03/12 15:34:03	Hillsdale	3128	74	299	3
2021/03/12 15:34:03	Houghton	2161	31	533	8
2021/03/12 15:34:03	Huron	1730	56	601	3
2021/03/12 15:34:03	Ingham	16049	277	984	6
2021/03/12 15:34:03	Ionia	4201	71	81	2
2021/03/12 15:34:03	Iosco	1138	64	152	3
2021/03/12 15:34:03	Iron	867	40	60	9
2021/03/12 15:34:03	Isabella	3631	72	471	1
2021/03/12 15:34:03	Jackson	9564	219	385	6
2021/03/12 15:34:03	Kalamazoo	13730	285	1876	38
2021/03/12 15:34:03	Kalkaska	616	15	49	0
2021/03/12 15:34:03	Kent	49840	662	3057	58
2021/03/12 15:34:03	Keweenaw	117	1	30	1
2021/03/12 15:34:03	Lake	357	10	20	1
2021/03/12 15:34:03	Lapeer	4580	121	755	2
2021/03/12 15:34:03	Leelanau	771	15	142	0
2021/03/12 15:34:03	Lenawee	6163	119	335	4
2021/03/12 15:34:03	Livingston	9665	136	1112	13

2021/03/12 15:34:03	Luce	132	0	103	1
2021/03/12 15:34:03	Mackinac	294	3	156	0
2021/03/12 15:34:03	Macomb	57111	1884	4438	104
2021/03/12 15:34:03	Manistee	762	18	45	3
2021/03/12 15:34:03	Marquette	3482	55	521	1
2021/03/12 15:34:03	Mason	1170	26	93	0
2021/03/12 15:34:03	Mecosta	1960	21	106	0
2021/03/12 15:34:03	Menominee	1628	36	265	2
2021/03/12 15:34:03	Midland	4579	63	605	3
2021/03/12 15:34:03	Missaukee	703	10	149	8
2021/03/12 15:34:03	Monroe	8968	193	1321	12
2021/03/12 15:34:03	Montcalm	3311	88	289	2
2021/03/12 15:34:03	Montmorency	312	17	58	1
2021/03/12 15:34:03	Muskegon	10477	299	211	7
2021/03/12 15:34:03	Newaygo	2849	50	161	2
2021/03/12 15:34:03	Oakland	66461	1911	10874	111
2021/03/12 15:34:03	Oceana	1821	48	86	2
2021/03/12 15:34:03	Ogemaw	959	33	168	1
2021/03/12 15:34:03	Ontonagon	361	19	56	1
2021/03/12 15:34:03	Osceola	959	23	143	0
2021/03/12 15:34:03	Oscoda	327	18	77	1
2021/03/12 15:34:03	Otsego	1044	23	225	4
2021/03/12 15:34:03	Ottawa	21489	321	1320	37
2021/03/12 15:34:03	Presque Isle	591	27	81	1
2021/03/12 15:34:03	Roscommon	1078	34	151	0
2021/03/12 15:34:03	Saginaw	14472	514	755	11
2021/03/12 15:34:03	Sanilac	2019	73	227	4
2021/03/12 15:34:03	Schoolcraft	232	4	33	1
2021/03/12 15:34:03	Shiawassee	3711	82	240	1
2021/03/12 15:34:03	St Clair	7800	251	1422	11
2021/03/12 15:34:03	St Joseph	4335	81	553	6
2021/03/12 15:34:03	Tuscola	2965	129	403	10
2021/03/12 15:34:03	Van Buren	4831	86	283	11
2021/03/12 15:34:03	Washtenaw	17583	238	1639	6
2021/03/12 15:34:03	Wayne	67026	2098	5327	94
2021/03/12 15:34:03	Wexford	1447	20	107	1
2021/03/12 15:34:03	MDOC	24493	146	814	3
2021/03/12 15:34:03	FCI	309	5	5	0
2021/03/12 15:34:03	Out-of-State	1454	9	72	2
2021/03/12 15:34:03	Unknown	1	0	17	0
2021/03/12 15:34:03	Detroit City	30689	1867	2549	127

# PUBLIC USE DATASETS

## Cases by Demographics Statewide

### README

Includes the total number of confirmed and probable cases and confirmed and probable deaths to date by demographic characteristics

Confirmed cases only include individuals who have had a positive diagnostic laboratory test for COVID-19.

Probable cases include individuals who have symptoms consistent with COVID-19 and an epidemiologic link to a confirmed case or a positive serology (antibody) test, but do not have a positive diagnostic laboratory test for COVID-19 and individuals with a positive serology (antibody) test for COVID-19 and an epidemiologic link to a confirmed case.

Confirmed deaths include individuals who meet one or more of the following conditions: 1) Have been identified as a confirmed case and classified as deceased as a result of a case investigation in the Michigan Disease Surveillance System (MDSS). MDSS is the database used by state and local health department to monitor reportable diseases like COVID-19; 2) have been identified as a confirmed case in MDSS had have a death certificate with COVID-19 listed as a cause of death; 3) have been identified as a confirmed case in MDSS and die within 30 days of onset of COVID-19 infection and have a death certificate which classifies their manner death as 'natural'.

Probable deaths include individuals who have COVID indicated as a cause of death on their death certificate but have not had a positive diagnostic laboratory test.

The number of probable cases can change daily based on information obtained through the health department investigation. Probable cases can be re-classified as a confirmed case or determined to not be a case.

Data is suppressed when the number of cases or deaths in a single category is between one and five to protect the confidentiality of individuals.

# **CASES BY DEMOGRAPHICS STATEWIDE 2021-03-12**

CASE_STATUS	AgeCat	RaceCat	SEX	Cases	Deaths
Confirmed	0-9	American Indian/Alaska Native	Female	81	0
Confirmed	10-19	American Indian/Alaska Native	Female	202	0
Confirmed	20-29	American Indian/Alaska Native	Female	330	0
Confirmed	30-39	American Indian/Alaska Native	Female	269	Suppressed
Confirmed	40-49	American Indian/Alaska Native	Female	246	Suppressed
Confirmed	50-59	American Indian/Alaska Native	Female	237	Suppressed
Confirmed	60-69	American Indian/Alaska Native	Female	162	7
Confirmed	70-79	American Indian/Alaska Native	Female	92	10
Confirmed	80+	American Indian/Alaska Native	Female	36	7
Confirmed	Unknown	American Indian/Alaska Native	Female	Suppressed	0
Confirmed	0-9	Asian/Pacific Islander	Female	154	0
Confirmed	10-19	Asian/Pacific Islander	Female	531	0
Confirmed	20-29	Asian/Pacific Islander	Female	1071	0
Confirmed	30-39	Asian/Pacific Islander	Female	889	Suppressed
Confirmed	40-49	Asian/Pacific Islander	Female	805	0
Confirmed	50-59	Asian/Pacific Islander	Female	700	6
Confirmed	60-69	Asian/Pacific Islander	Female	396	10
Confirmed	70-79	Asian/Pacific Islander	Female	195	20
Confirmed	80+	Asian/Pacific Islander	Female	128	34
Confirmed	Unknown	Asian/Pacific Islander	Female	0	0
Confirmed	0-9	Black/African American	Female	945	Suppressed
Confirmed	10-19	Black/African American	Female	2464	Suppressed
Confirmed	20-29	Black/African American	Female	6452	12
Confirmed	30-39	Black/African American	Female	5758	16
Confirmed	40-49	Black/African American	Female	5096	65
Confirmed	50-59	Black/African American	Female	4698	149
Confirmed	60-69	Black/African American	Female	4019	331
Confirmed	70-79	Black/African American	Female	2418	446
Confirmed	80+	Black/African American	Female	1670	590
Confirmed	Unknown	Black/African American	Female	14	0
Confirmed	0-9	Multiple Races	Female	505	0
Confirmed	10-19	Multiple Races	Female	1608	Suppressed
Confirmed	20-29	Multiple Races	Female	2504	0
Confirmed	30-39	Multiple Races	Female	1808	Suppressed
Confirmed	40-49	Multiple Races	Female	1897	Suppressed
Confirmed	50-59	Multiple Races	Female	1945	10
Confirmed	60-69	Multiple Races	Female	1423	12
Confirmed	70-79	Multiple Races	Female	779	28
Confirmed	80+	Multiple Races	Female	519	64
Confirmed	Unknown	Multiple Races	Female	10	0
Confirmed	0-9	Other	Female	752	0
Confirmed	10-19	Other	Female	2093	0
Confirmed	20-29	Other	Female	3709	0
Confirmed	30-39	Other	Female	2854	Suppressed
Confirmed	40-49	Other	Female	2654	Suppressed
Confirmed	50-59	Other	Female	2096	13
Confirmed	60-69	Other	Female	1278	33

Confirmed	70-79	Other	Female	663	44
Confirmed	80+	Other	Female	452	78
Confirmed	Unknown	Other	Female	8	0
Confirmed	0-9	Unknown	Female	1218	0
Confirmed	10-19	Unknown	Female	4899	0
Confirmed	20-29	Unknown	Female	11108	Suppressed
Confirmed	30-39	Unknown	Female	8726	Suppressed
Confirmed	40-49	Unknown	Female	8910	8
Confirmed	50-59	Unknown	Female	9512	16
Confirmed	60-69	Unknown	Female	5771	45
Confirmed	70-79	Unknown	Female	2683	84
Confirmed	80+	Unknown	Female	2229	243
Confirmed	Unknown	Unknown	Female	100	0
Confirmed	0-9	White	Female	4768	0
Confirmed	10-19	White	Female	19000	Suppressed
Confirmed	20-29	White	Female	33671	11
Confirmed	30-39	White	Female	25056	17
Confirmed	40-49	White	Female	24797	57
Confirmed	50-59	White	Female	27341	186
Confirmed	60-69	White	Female	21941	542
Confirmed	70-79	White	Female	14021	1098
Confirmed	80+	White	Female	12590	2988
Confirmed	Unknown	White	Female	81	0
Confirmed	0-9	American Indian/Alaska Native	Male	74	0
Confirmed	10-19	American Indian/Alaska Native	Male	194	0
Confirmed	20-29	American Indian/Alaska Native	Male	263	0
Confirmed	30-39	American Indian/Alaska Native	Male	234	0
Confirmed	40-49	American Indian/Alaska Native	Male	241	0
Confirmed	50-59	American Indian/Alaska Native	Male	203	Suppressed
Confirmed	60-69	American Indian/Alaska Native	Male	160	18
Confirmed	70-79	American Indian/Alaska Native	Male	80	13
Confirmed	80+	American Indian/Alaska Native	Male	27	6
Confirmed	Unknown	American Indian/Alaska Native	Male	0	0
Confirmed	0-9	Asian/Pacific Islander	Male	211	0
Confirmed	10-19	Asian/Pacific Islander	Male	520	0
Confirmed	20-29	Asian/Pacific Islander	Male	1186	0
Confirmed	30-39	Asian/Pacific Islander	Male	876	0
Confirmed	40-49	Asian/Pacific Islander	Male	698	Suppressed
Confirmed	50-59	Asian/Pacific Islander	Male	663	Suppressed
Confirmed	60-69	Asian/Pacific Islander	Male	398	24
Confirmed	70-79	Asian/Pacific Islander	Male	181	36
Confirmed	80+	Asian/Pacific Islander	Male	92	28
Confirmed	Unknown	Asian/Pacific Islander	Male	0	0
Confirmed	0-9	Black/African American	Male	999	0
Confirmed	10-19	Black/African American	Male	2299	Suppressed
Confirmed	20-29	Black/African American	Male	7020	16
Confirmed	30-39	Black/African American	Male	6882	33
Confirmed	40-49	Black/African American	Male	6127	97
Confirmed	50-59	Black/African American	Male	5785	256
Confirmed	60-69	Black/African American	Male	4396	466

Confirmed	70-79	Black/African American	Male	2331	568
Confirmed	80+	Black/African American	Male	990	417
Confirmed	Unknown	Black/African American	Male	6	0
Confirmed	0-9	Multiple Races	Male	531	Suppressed
Confirmed	10-19	Multiple Races	Male	1582	0
Confirmed	20-29	Multiple Races	Male	2099	0
Confirmed	30-39	Multiple Races	Male	1480	Suppressed
Confirmed	40-49	Multiple Races	Male	1474	Suppressed
Confirmed	50-59	Multiple Races	Male	1552	8
Confirmed	60-69	Multiple Races	Male	1354	36
Confirmed	70-79	Multiple Races	Male	723	34
Confirmed	80+	Multiple Races	Male	313	48
Confirmed	Unknown	Multiple Races	Male	Suppressed	0
Confirmed	0-9	Other	Male	821	0
Confirmed	10-19	Other	Male	2129	0
Confirmed	20-29	Other	Male	3870	Suppressed
Confirmed	30-39	Other	Male	3097	Suppressed
Confirmed	40-49	Other	Male	2855	17
Confirmed	50-59	Other	Male	2399	28
Confirmed	60-69	Other	Male	1393	71
Confirmed	70-79	Other	Male	626	61
Confirmed	80+	Other	Male	277	59
Confirmed	Unknown	Other	Male	Suppressed	0
Confirmed	0-9	Unknown	Male	1252	0
Confirmed	10-19	Unknown	Male	4673	0
Confirmed	20-29	Unknown	Male	11215	0
Confirmed	30-39	Unknown	Male	9173	7
Confirmed	40-49	Unknown	Male	8331	17
Confirmed	50-59	Unknown	Male	9187	28
Confirmed	60-69	Unknown	Male	5628	74
Confirmed	70-79	Unknown	Male	2404	125
Confirmed	80+	Unknown	Male	1204	151
Confirmed	Unknown	Unknown	Male	107	0
Confirmed	0-9	White	Male	5225	0
Confirmed	10-19	White	Male	17521	Suppressed
Confirmed	20-29	White	Male	28957	18
Confirmed	30-39	White	Male	23438	32
Confirmed	40-49	White	Male	23049	106
Confirmed	50-59	White	Male	26478	348
Confirmed	60-69	White	Male	22349	884
Confirmed	70-79	White	Male	14015	1677
Confirmed	80+	White	Male	8354	2585
Confirmed	Unknown	White	Male	70	0
Confirmed	0-9	American Indian/Alaska Native	Unknown	0	0
Confirmed	10-19	American Indian/Alaska Native	Unknown	Suppressed	0
Confirmed	20-29	American Indian/Alaska Native	Unknown	Suppressed	0
Confirmed	30-39	American Indian/Alaska Native	Unknown	Suppressed	0
Confirmed	40-49	American Indian/Alaska Native	Unknown	0	0
Confirmed	50-59	American Indian/Alaska Native	Unknown	Suppressed	0
Confirmed	60-69	American Indian/Alaska Native	Unknown	Suppressed	0

Confirmed	70-79	American Indian/Alaska Native	Unknown	Suppressed	0
Confirmed	80+	American Indian/Alaska Native	Unknown	0	0
Confirmed	Unknown	American Indian/Alaska Native	Unknown	0	0
Confirmed	0-9	Asian/Pacific Islander	Unknown	0	0
Confirmed	10-19	Asian/Pacific Islander	Unknown	Suppressed	0
Confirmed	20-29	Asian/Pacific Islander	Unknown	8	0
Confirmed	30-39	Asian/Pacific Islander	Unknown	Suppressed	0
Confirmed	40-49	Asian/Pacific Islander	Unknown	Suppressed	0
Confirmed	50-59	Asian/Pacific Islander	Unknown	Suppressed	0
Confirmed	60-69	Asian/Pacific Islander	Unknown	Suppressed	0
Confirmed	70-79	Asian/Pacific Islander	Unknown	0	0
Confirmed	80+	Asian/Pacific Islander	Unknown	0	0
Confirmed	Unknown	Asian/Pacific Islander	Unknown	0	0
Confirmed	0-9	Black/African American	Unknown	Suppressed	0
Confirmed	10-19	Black/African American	Unknown	10	0
Confirmed	20-29	Black/African American	Unknown	111	0
Confirmed	30-39	Black/African American	Unknown	96	0
Confirmed	40-49	Black/African American	Unknown	106	0
Confirmed	50-59	Black/African American	Unknown	86	0
Confirmed	60-69	Black/African American	Unknown	40	Suppressed
Confirmed	70-79	Black/African American	Unknown	12	Suppressed
Confirmed	80+	Black/African American	Unknown	Suppressed	0
Confirmed	Unknown	Black/African American	Unknown	0	0
Confirmed	0-9	Multiple Races	Unknown	6	0
Confirmed	10-19	Multiple Races	Unknown	10	0
Confirmed	20-29	Multiple Races	Unknown	19	0
Confirmed	30-39	Multiple Races	Unknown	14	0
Confirmed	40-49	Multiple Races	Unknown	14	0
Confirmed	50-59	Multiple Races	Unknown	11	0
Confirmed	60-69	Multiple Races	Unknown	14	0
Confirmed	70-79	Multiple Races	Unknown	6	0
Confirmed	80+	Multiple Races	Unknown	Suppressed	0
Confirmed	Unknown	Multiple Races	Unknown	Suppressed	0
Confirmed	0-9	Other	Unknown	7	0
Confirmed	10-19	Other	Unknown	10	0
Confirmed	20-29	Other	Unknown	19	0
Confirmed	30-39	Other	Unknown	18	0
Confirmed	40-49	Other	Unknown	24	0
Confirmed	50-59	Other	Unknown	15	0
Confirmed	60-69	Other	Unknown	11	0
Confirmed	70-79	Other	Unknown	Suppressed	0
Confirmed	80+	Other	Unknown	6	0
Confirmed	Unknown	Other	Unknown	Suppressed	0
Confirmed	0-9	Unknown	Unknown	52	0
Confirmed	10-19	Unknown	Unknown	160	0
Confirmed	20-29	Unknown	Unknown	352	0
Confirmed	30-39	Unknown	Unknown	246	0
Confirmed	40-49	Unknown	Unknown	298	0
Confirmed	50-59	Unknown	Unknown	253	0
Confirmed	60-69	Unknown	Unknown	144	Suppressed

Confirmed	70-79	Unknown	Unknown	76	Suppressed
Confirmed	80+	Unknown	Unknown	55	Suppressed
Confirmed	Unknown	Unknown	Unknown	44	0
Confirmed	0-9	White	Unknown	13	0
Confirmed	10-19	White	Unknown	91	0
Confirmed	20-29	White	Unknown	183	0
Confirmed	30-39	White	Unknown	187	0
Confirmed	40-49	White	Unknown	168	0
Confirmed	50-59	White	Unknown	156	0
Confirmed	60-69	White	Unknown	116	0
Confirmed	70-79	White	Unknown	56	Suppressed
Confirmed	80+	White	Unknown	20	Suppressed
Confirmed	Unknown	White	Unknown	Suppressed	0
Probable	0-9	American Indian/Alaska Native	Female	30	0
Probable	10-19	American Indian/Alaska Native	Female	38	0
Probable	20-29	American Indian/Alaska Native	Female	55	0
Probable	30-39	American Indian/Alaska Native	Female	40	0
Probable	40-49	American Indian/Alaska Native	Female	40	0
Probable	50-59	American Indian/Alaska Native	Female	28	0
Probable	60-69	American Indian/Alaska Native	Female	22	0
Probable	70-79	American Indian/Alaska Native	Female	7	0
Probable	80+	American Indian/Alaska Native	Female	Suppressed	Suppressed
Probable	Unknown	American Indian/Alaska Native	Female	Suppressed	0
Probable	0-9	Asian/Pacific Islander	Female	21	0
Probable	10-19	Asian/Pacific Islander	Female	48	0
Probable	20-29	Asian/Pacific Islander	Female	103	0
Probable	30-39	Asian/Pacific Islander	Female	77	0
Probable	40-49	Asian/Pacific Islander	Female	61	0
Probable	50-59	Asian/Pacific Islander	Female	56	0
Probable	60-69	Asian/Pacific Islander	Female	29	Suppressed
Probable	70-79	Asian/Pacific Islander	Female	13	Suppressed
Probable	80+	Asian/Pacific Islander	Female	Suppressed	0
Probable	Unknown	Asian/Pacific Islander	Female	Suppressed	0
Probable	0-9	Black/African American	Female	105	0
Probable	10-19	Black/African American	Female	206	0
Probable	20-29	Black/African American	Female	490	0
Probable	30-39	Black/African American	Female	448	0
Probable	40-49	Black/African American	Female	379	Suppressed
Probable	50-59	Black/African American	Female	344	10
Probable	60-69	Black/African American	Female	250	16
Probable	70-79	Black/African American	Female	100	15
Probable	80+	Black/African American	Female	72	34
Probable	Unknown	Black/African American	Female	23	0
Probable	0-9	Multiple Races	Female	92	0
Probable	10-19	Multiple Races	Female	171	0
Probable	20-29	Multiple Races	Female	188	0
Probable	30-39	Multiple Races	Female	125	0
Probable	40-49	Multiple Races	Female	134	0
Probable	50-59	Multiple Races	Female	129	Suppressed
Probable	60-69	Multiple Races	Female	92	Suppressed



Probable	70-79	Multiple Races	Female	41	0
Probable	80+	Multiple Races	Female	29	7
Probable	Unknown	Multiple Races	Female	42	0
Probable	0-9	Other	Female	66	0
Probable	10-19	Other	Female	134	0
Probable	20-29	Other	Female	199	0
Probable	30-39	Other	Female	155	0
Probable	40-49	Other	Female	138	0
Probable	50-59	Other	Female	97	Suppressed
Probable	60-69	Other	Female	55	Suppressed
Probable	70-79	Other	Female	27	0
Probable	80+	Other	Female	11	Suppressed
Probable	Unknown	Other	Female	16	0
Probable	0-9	Unknown	Female	279	0
Probable	10-19	Unknown	Female	943	0
Probable	20-29	Unknown	Female	1653	0
Probable	30-39	Unknown	Female	1148	0
Probable	40-49	Unknown	Female	1263	0
Probable	50-59	Unknown	Female	1242	Suppressed
Probable	60-69	Unknown	Female	851	Suppressed
Probable	70-79	Unknown	Female	343	Suppressed
Probable	80+	Unknown	Female	234	22
Probable	Unknown	Unknown	Female	1112	0
Probable	0-9	White	Female	929	0
Probable	10-19	White	Female	2367	Suppressed
Probable	20-29	White	Female	2926	0
Probable	30-39	White	Female	2320	Suppressed
Probable	40-49	White	Female	2321	Suppressed
Probable	50-59	White	Female	2339	15
Probable	60-69	White	Female	1572	34
Probable	70-79	White	Female	872	70
Probable	80+	White	Female	1118	254
Probable	Unknown	White	Female	328	0
Probable	0-9	American Indian/Alaska Native	Male	19	0
Probable	10-19	American Indian/Alaska Native	Male	46	0
Probable	20-29	American Indian/Alaska Native	Male	44	0
Probable	30-39	American Indian/Alaska Native	Male	41	0
Probable	40-49	American Indian/Alaska Native	Male	32	0
Probable	50-59	American Indian/Alaska Native	Male	29	0
Probable	60-69	American Indian/Alaska Native	Male	19	Suppressed
Probable	70-79	American Indian/Alaska Native	Male	7	Suppressed
Probable	80+	American Indian/Alaska Native	Male	Suppressed	Suppressed
Probable	Unknown	American Indian/Alaska Native	Male	Suppressed	0
Probable	0-9	Asian/Pacific Islander	Male	31	0
Probable	10-19	Asian/Pacific Islander	Male	46	0
Probable	20-29	Asian/Pacific Islander	Male	98	0
Probable	30-39	Asian/Pacific Islander	Male	78	Suppressed
Probable	40-49	Asian/Pacific Islander	Male	63	0
Probable	50-59	Asian/Pacific Islander	Male	46	Suppressed
Probable	60-69	Asian/Pacific Islander	Male	20	Suppressed

Probable	70-79	Asian/Pacific Islander	Male	7	Suppressed
Probable	80+	Asian/Pacific Islander	Male	6	Suppressed
Probable	Unknown	Asian/Pacific Islander	Male	Suppressed	0
Probable	0-9	Black/African American	Male	107	0
Probable	10-19	Black/African American	Male	223	Suppressed
Probable	20-29	Black/African American	Male	438	0
Probable	30-39	Black/African American	Male	404	0
Probable	40-49	Black/African American	Male	331	8
Probable	50-59	Black/African American	Male	327	11
Probable	60-69	Black/African American	Male	210	24
Probable	70-79	Black/African American	Male	85	31
Probable	80+	Black/African American	Male	34	19
Probable	Unknown	Black/African American	Male	14	0
Probable	0-9	Multiple Races	Male	76	0
Probable	10-19	Multiple Races	Male	169	0
Probable	20-29	Multiple Races	Male	149	0
Probable	30-39	Multiple Races	Male	110	0
Probable	40-49	Multiple Races	Male	118	Suppressed
Probable	50-59	Multiple Races	Male	99	0
Probable	60-69	Multiple Races	Male	73	Suppressed
Probable	70-79	Multiple Races	Male	37	Suppressed
Probable	80+	Multiple Races	Male	16	7
Probable	Unknown	Multiple Races	Male	45	0
Probable	0-9	Other	Male	55	0
Probable	10-19	Other	Male	164	0
Probable	20-29	Other	Male	197	0
Probable	30-39	Other	Male	166	0
Probable	40-49	Other	Male	144	0
Probable	50-59	Other	Male	94	Suppressed
Probable	60-69	Other	Male	59	Suppressed
Probable	70-79	Other	Male	22	Suppressed
Probable	80+	Other	Male	7	Suppressed
Probable	Unknown	Other	Male	15	0
Probable	0-9	Unknown	Male	315	0
Probable	10-19	Unknown	Male	973	0
Probable	20-29	Unknown	Male	1472	0
Probable	30-39	Unknown	Male	1134	Suppressed
Probable	40-49	Unknown	Male	990	Suppressed
Probable	50-59	Unknown	Male	1073	Suppressed
Probable	60-69	Unknown	Male	668	Suppressed
Probable	70-79	Unknown	Male	273	7
Probable	80+	Unknown	Male	141	16
Probable	Unknown	Unknown	Male	955	0
Probable	0-9	White	Male	961	0
Probable	10-19	White	Male	2217	0
Probable	20-29	White	Male	2474	Suppressed
Probable	30-39	White	Male	1961	Suppressed
Probable	40-49	White	Male	1909	7
Probable	50-59	White	Male	2039	17
Probable	60-69	White	Male	1401	45

Probable	70-79	White	Male	770	83
Probable	80+	White	Male	585	169
Probable	Unknown	White	Male	281	0
Probable	0-9	American Indian/Alaska Native	Unknown	0	0
Probable	10-19	American Indian/Alaska Native	Unknown	0	0
Probable	20-29	American Indian/Alaska Native	Unknown	Suppressed	0
Probable	30-39	American Indian/Alaska Native	Unknown	0	0
Probable	40-49	American Indian/Alaska Native	Unknown	Suppressed	0
Probable	50-59	American Indian/Alaska Native	Unknown	Suppressed	0
Probable	60-69	American Indian/Alaska Native	Unknown	0	0
Probable	70-79	American Indian/Alaska Native	Unknown	0	0
Probable	80+	American Indian/Alaska Native	Unknown	0	0
Probable	Unknown	American Indian/Alaska Native	Unknown	Suppressed	0
Probable	0-9	Asian/Pacific Islander	Unknown	0	0
Probable	10-19	Asian/Pacific Islander	Unknown	Suppressed	0
Probable	20-29	Asian/Pacific Islander	Unknown	Suppressed	0
Probable	30-39	Asian/Pacific Islander	Unknown	Suppressed	0
Probable	40-49	Asian/Pacific Islander	Unknown	Suppressed	0
Probable	50-59	Asian/Pacific Islander	Unknown	Suppressed	0
Probable	60-69	Asian/Pacific Islander	Unknown	0	0
Probable	70-79	Asian/Pacific Islander	Unknown	0	0
Probable	80+	Asian/Pacific Islander	Unknown	0	0
Probable	Unknown	Asian/Pacific Islander	Unknown	Suppressed	0
Probable	0-9	Black/African American	Unknown	Suppressed	0
Probable	10-19	Black/African American	Unknown	6	0
Probable	20-29	Black/African American	Unknown	7	0
Probable	30-39	Black/African American	Unknown	Suppressed	0
Probable	40-49	Black/African American	Unknown	6	0
Probable	50-59	Black/African American	Unknown	Suppressed	0
Probable	60-69	Black/African American	Unknown	Suppressed	0
Probable	70-79	Black/African American	Unknown	Suppressed	0
Probable	80+	Black/African American	Unknown	0	0
Probable	Unknown	Black/African American	Unknown	6	0
Probable	0-9	Multiple Races	Unknown	Suppressed	0
Probable	10-19	Multiple Races	Unknown	7	0
Probable	20-29	Multiple Races	Unknown	9	0
Probable	30-39	Multiple Races	Unknown	12	0
Probable	40-49	Multiple Races	Unknown	Suppressed	0
Probable	50-59	Multiple Races	Unknown	6	0
Probable	60-69	Multiple Races	Unknown	Suppressed	0
Probable	70-79	Multiple Races	Unknown	0	0
Probable	80+	Multiple Races	Unknown	0	0
Probable	Unknown	Multiple Races	Unknown	10	0
Probable	0-9	Other	Unknown	Suppressed	0
Probable	10-19	Other	Unknown	Suppressed	0
Probable	20-29	Other	Unknown	Suppressed	0
Probable	30-39	Other	Unknown	Suppressed	0
Probable	40-49	Other	Unknown	Suppressed	0
Probable	50-59	Other	Unknown	Suppressed	0
Probable	60-69	Other	Unknown	Suppressed	0

Probable	70-79	Other	Unknown	0	0
Probable	80+	Other	Unknown	0	0
Probable	Unknown	Other	Unknown	0	0
Probable	0-9	Unknown	Unknown	67	0
Probable	10-19	Unknown	Unknown	203	Suppressed
Probable	20-29	Unknown	Unknown	389	0
Probable	30-39	Unknown	Unknown	303	0
Probable	40-49	Unknown	Unknown	325	Suppressed
Probable	50-59	Unknown	Unknown	289	0
Probable	60-69	Unknown	Unknown	194	0
Probable	70-79	Unknown	Unknown	80	Suppressed
Probable	80+	Unknown	Unknown	32	Suppressed
Probable	Unknown	Unknown	Unknown	1576	0
Probable	0-9	White	Unknown	23	0
Probable	10-19	White	Unknown	43	0
Probable	20-29	White	Unknown	40	0
Probable	30-39	White	Unknown	42	0
Probable	40-49	White	Unknown	37	0
Probable	50-59	White	Unknown	36	0
Probable	60-69	White	Unknown	18	Suppressed
Probable	70-79	White	Unknown	19	0
Probable	80+	White	Unknown	7	0
Probable	Unknown	White	Unknown	43	0

# PUBLIC USE DATASETS

## COVID-19 Tests by County

### README

Data includes tests by type (diagnostic, serology or total combined) by county.

Diagnostic tests are used to find current infection and look for genes or proteins from the severe acute respiratory syndrome coronavirus 2 (SARS-CoV-2), the virus that causes COVID-19. These tests, which are performed as nasal swabs, include: Nucleic acid amplification test/real-time polymerase chain reaction (NAAT/RT-PCR) test and rapid virus antigen detection point of care (POC) tests.

Serology tests are used to look for the possibility of previous infection. Serology tests look for antibodies to SARS-CoV-2 in the blood. There are currently two types of serology tests: the enzyme-linked immunosorbent assay (ELISA) test and the rapid antibody detection POC test. Serology tests do not diagnose disease and do not guarantee immunity, but might provide information about previous infection.

Correctional includes state and federal prisons and county and city detection facilities.

Testing data represents total tests performed, not individuals tested. A single individual may have more than one test completed.

## COVID-19 TESTS BY COUNTY 2021-03-12

Updated	COUNTY	TestType	Count	RatePerMillion
2021/03/12 15:34:16	Alcona	Diagnostic	5753	552907
2021/03/12 15:34:16	Alcona	Serology	161	15473
2021/03/12 15:34:16	Alcona	Total	5914	568381
2021/03/12 15:34:16	Alger	Diagnostic	6992	767677
2021/03/12 15:34:16	Alger	Serology	357	39196
2021/03/12 15:34:16	Alger	Total	7349	806873
2021/03/12 15:34:16	Allegan	Serology	2736	23171
2021/03/12 15:34:16	Allegan	Diagnostic	100007	846936
2021/03/12 15:34:16	Allegan	Total	102743	870106
2021/03/12 15:34:16	Alpena	Serology	674	23728
2021/03/12 15:34:16	Alpena	Diagnostic	16612	584827
2021/03/12 15:34:16	Alpena	Total	17286	608555
2021/03/12 15:34:16	Antrim	Diagnostic	19039	816284
2021/03/12 15:34:16	Antrim	Serology	714	30612
2021/03/12 15:34:16	Antrim	Total	19753	846896
2021/03/12 15:34:16	Arenac	Diagnostic	12706	853726
2021/03/12 15:34:16	Arenac	Serology	435	29228
2021/03/12 15:34:16	Arenac	Total	13141	882954
2021/03/12 15:34:16	Baraga	Diagnostic	7526	916799
2021/03/12 15:34:16	Baraga	Serology	59	7187
2021/03/12 15:34:16	Baraga	Total	7585	923986
2021/03/12 15:34:16	Barry	Diagnostic	49660	806824
2021/03/12 15:34:16	Barry	Serology	1785	29001
2021/03/12 15:34:16	Barry	Total	51445	835825
2021/03/12 15:34:16	Bay	Diagnostic	107312	1040591
2021/03/12 15:34:16	Bay	Serology	6633	64319
2021/03/12 15:34:16	Bay	Total	113945	1104910
2021/03/12 15:34:16	Benzie	Serology	700	39401
2021/03/12 15:34:16	Benzie	Diagnostic	11069	623044
2021/03/12 15:34:16	Benzie	Total	11769	662445
2021/03/12 15:34:16	Berrien	Serology	5465	35626
2021/03/12 15:34:16	Berrien	Diagnostic	203221	1324770
2021/03/12 15:34:16	Berrien	Total	208686	1360395
2021/03/12 15:34:16	Branch	Diagnostic	34879	801503
2021/03/12 15:34:16	Branch	Serology	456	10479
2021/03/12 15:34:16	Branch	Total	35335	811982
2021/03/12 15:34:16	Calhoun	Serology	1730	12895
2021/03/12 15:34:16	Calhoun	Diagnostic	168400	1255227
2021/03/12 15:34:16	Calhoun	Total	170130	1268122
2021/03/12 15:34:16	Cass	Serology	667	12880
2021/03/12 15:34:16	Cass	Diagnostic	34132	659084
2021/03/12 15:34:16	Cass	Total	34799	671964
2021/03/12 15:34:16	Charlevoix	Diagnostic	19888	760739
2021/03/12 15:34:16	Charlevoix	Serology	1066	40776
2021/03/12 15:34:16	Charlevoix	Total	20954	801515
2021/03/12 15:34:16	Cheboygan	Diagnostic	12861	508823
2021/03/12 15:34:16	Cheboygan	Serology	538	21285

2021/03/12 15:34:16	Cheboygan	Total	13399	530108
2021/03/12 15:34:16	Chippewa	Serology	289	7738
2021/03/12 15:34:16	Chippewa	Diagnostic	20808	557123
2021/03/12 15:34:16	Chippewa	Total	21097	564861
2021/03/12 15:34:16	Clare	Diagnostic	17992	581325
2021/03/12 15:34:16	Clare	Serology	899	29047
2021/03/12 15:34:16	Clare	Total	18891	610372
2021/03/12 15:34:16	Clinton	Diagnostic	50119	629675
2021/03/12 15:34:16	Clinton	Serology	3850	48370
2021/03/12 15:34:16	Clinton	Total	53969	678045
2021/03/12 15:34:16	Correctional	Diagnostic	632013	
2021/03/12 15:34:16	Correctional	Serology	23582	
2021/03/12 15:34:16	Correctional	Total	655595	
2021/03/12 15:34:16	Crawford	Diagnostic	8768	624991
2021/03/12 15:34:16	Crawford	Serology	316	22525
2021/03/12 15:34:16	Crawford	Total	9084	647516
2021/03/12 15:34:16	Delta	Diagnostic	35625	995557
2021/03/12 15:34:16	Delta	Serology	781	21825
2021/03/12 15:34:16	Delta	Total	36406	1017382
2021/03/12 15:34:16	Detroit City	Serology	24729	38056
2021/03/12 15:34:16	Detroit City	Diagnostic	657081	1011199
2021/03/12 15:34:16	Detroit City	Total	681810	1049255
2021/03/12 15:34:16	Dickinson	Diagnostic	16418	650501
2021/03/12 15:34:16	Dickinson	Serology	161	6379
2021/03/12 15:34:16	Dickinson	Total	16579	656880
2021/03/12 15:34:16	Eaton	Diagnostic	105693	958510
2021/03/12 15:34:16	Eaton	Serology	5698	51674
2021/03/12 15:34:16	Eaton	Total	111391	1010184
2021/03/12 15:34:16	Emmet	Diagnostic	25664	768038
2021/03/12 15:34:16	Emmet	Serology	1459	43663
2021/03/12 15:34:16	Emmet	Total	27123	811701
2021/03/12 15:34:16	Genesee	Serology	18531	45664
2021/03/12 15:34:16	Genesee	Diagnostic	322646	795061
2021/03/12 15:34:16	Genesee	Total	341177	840725
2021/03/12 15:34:16	Gladwin	Diagnostic	15873	623718
2021/03/12 15:34:16	Gladwin	Serology	1086	42674
2021/03/12 15:34:16	Gladwin	Total	16959	666392
2021/03/12 15:34:16	Gogebic	Serology	258	18462
2021/03/12 15:34:16	Gogebic	Diagnostic	16679	1193488
2021/03/12 15:34:16	Gogebic	Total	16937	1211950
2021/03/12 15:34:16	Grand Traverse	Serology	6086	65379
2021/03/12 15:34:16	Grand Traverse	Diagnostic	76142	817957
2021/03/12 15:34:16	Grand Traverse	Total	82228	883336
2021/03/12 15:34:16	Gratiot	Diagnostic	48660	1195254
2021/03/12 15:34:16	Gratiot	Serology	1043	25620
2021/03/12 15:34:16	Gratiot	Total	49703	1220874
2021/03/12 15:34:16	Hillsdale	Diagnostic	39048	856222
2021/03/12 15:34:16	Hillsdale	Serology	914	20042
2021/03/12 15:34:16	Hillsdale	Total	39962	876264
2021/03/12 15:34:16	Houghton	Diagnostic	41956	1175765

2021/03/12 15:34:16	Houghton	Serology	258	7230
2021/03/12 15:34:16	Houghton	Total	42214	1182995
2021/03/12 15:34:16	Huron	Diagnostic	25463	821891
2021/03/12 15:34:16	Huron	Serology	660	21303
2021/03/12 15:34:16	Huron	Total	26123	843194
2021/03/12 15:34:16	Ingham	Diagnostic	287615	983615
2021/03/12 15:34:16	Ingham	Serology	18607	63634
2021/03/12 15:34:16	Ingham	Total	306222	1047249
2021/03/12 15:34:16	Ionia	Serology	2108	32583
2021/03/12 15:34:16	Ionia	Diagnostic	66136	1022242
2021/03/12 15:34:16	Ionia	Total	68244	1054825
2021/03/12 15:34:16	Iosco	Serology	558	22207
2021/03/12 15:34:16	Iosco	Diagnostic	20765	826402
2021/03/12 15:34:16	Iosco	Total	21323	848609
2021/03/12 15:34:16	Iron	Diagnostic	23390	2113682
2021/03/12 15:34:16	Iron	Serology	124	11205
2021/03/12 15:34:16	Iron	Total	23514	2124887
2021/03/12 15:34:16	Isabella	Serology	1323	18935
2021/03/12 15:34:16	Isabella	Diagnostic	47236	676036
2021/03/12 15:34:16	Isabella	Total	48559	694971
2021/03/12 15:34:16	Jackson	Serology	3418	21563
2021/03/12 15:34:16	Jackson	Diagnostic	183579	1158154
2021/03/12 15:34:16	Jackson	Total	186997	1179717
2021/03/12 15:34:16	Kalamazoo	Diagnostic	257194	970302
2021/03/12 15:34:16	Kalamazoo	Serology	6703	25288
2021/03/12 15:34:16	Kalamazoo	Total	263897	995590
2021/03/12 15:34:16	Kalkaska	Diagnostic	14497	803692
2021/03/12 15:34:16	Kalkaska	Serology	688	38142
2021/03/12 15:34:16	Kalkaska	Total	15185	841834
2021/03/12 15:34:16	Kent	Diagnostic	752846	1145963
2021/03/12 15:34:16	Kent	Serology	43092	65594
2021/03/12 15:34:16	Kent	Total	795938	1211556
2021/03/12 15:34:16	Keweenaw	Diagnostic	1977	934310
2021/03/12 15:34:16	Keweenaw	Serology	31	14650
2021/03/12 15:34:16	Keweenaw	Total	2008	948960
2021/03/12 15:34:16	Lake	Diagnostic	9767	824011
2021/03/12 15:34:16	Lake	Serology	195	16452
2021/03/12 15:34:16	Lake	Total	9962	840462
2021/03/12 15:34:16	Lapeer	Diagnostic	54695	624322
2021/03/12 15:34:16	Lapeer	Serology	3078	35134
2021/03/12 15:34:16	Lapeer	Total	57773	659456
2021/03/12 15:34:16	Leelanau	Diagnostic	11050	507789
2021/03/12 15:34:16	Leelanau	Serology	954	43840
2021/03/12 15:34:16	Leelanau	Total	12004	551629
2021/03/12 15:34:16	Lenawee	Diagnostic	107614	1093072
2021/03/12 15:34:16	Lenawee	Serology	1893	19228
2021/03/12 15:34:16	Lenawee	Total	109507	1112300
2021/03/12 15:34:16	Livingston	Serology	7326	38157
2021/03/12 15:34:16	Livingston	Diagnostic	169347	882039
2021/03/12 15:34:16	Livingston	Total	176673	920196



2021/03/12 15:34:16	Luce	Diagnostic	4506	723391
2021/03/12 15:34:16	Luce	Serology	37	5940
2021/03/12 15:34:16	Luce	Total	4543	729331
2021/03/12 15:34:16	Mackinac	Diagnostic	7157	662747
2021/03/12 15:34:16	Mackinac	Serology	115	10649
2021/03/12 15:34:16	Mackinac	Total	7272	673396
2021/03/12 15:34:16	Macomb	Serology	53762	61515
2021/03/12 15:34:16	Macomb	Diagnostic	720390	824271
2021/03/12 15:34:16	Macomb	Total	774152	885786
2021/03/12 15:34:16	Manistee	Serology	909	37014
2021/03/12 15:34:16	Manistee	Diagnostic	16600	675951
2021/03/12 15:34:16	Manistee	Total	17509	712965
2021/03/12 15:34:16	Marquette	Serology	1271	19056
2021/03/12 15:34:16	Marquette	Diagnostic	112685	1689456
2021/03/12 15:34:16	Marquette	Total	113956	1708511
2021/03/12 15:34:16	Mason	Serology	945	32425
2021/03/12 15:34:16	Mason	Diagnostic	27748	952100
2021/03/12 15:34:16	Mason	Total	28693	984525
2021/03/12 15:34:16	Mecosta	Diagnostic	33377	768117
2021/03/12 15:34:16	Mecosta	Serology	916	21080
2021/03/12 15:34:16	Mecosta	Total	34293	789198
2021/03/12 15:34:16	Menominee	Diagnostic	21408	939772
2021/03/12 15:34:16	Menominee	Serology	137	6014
2021/03/12 15:34:16	Menominee	Total	21545	945786
2021/03/12 15:34:16	Midland	Serology	6851	82387
2021/03/12 15:34:16	Midland	Diagnostic	53548	643946
2021/03/12 15:34:16	Midland	Total	60399	726334
2021/03/12 15:34:16	Missaukee	Diagnostic	8749	578714
2021/03/12 15:34:16	Missaukee	Serology	610	40349
2021/03/12 15:34:16	Missaukee	Total	9359	619063
2021/03/12 15:34:16	Monroe	Serology	5248	34870
2021/03/12 15:34:16	Monroe	Diagnostic	132469	880193
2021/03/12 15:34:16	Monroe	Total	137717	915063
2021/03/12 15:34:16	Montcalm	Diagnostic	65682	1028080
2021/03/12 15:34:16	Montcalm	Serology	2171	33981
2021/03/12 15:34:16	Montcalm	Total	67853	1062062
2021/03/12 15:34:16	Montmorency	Serology	350	37521
2021/03/12 15:34:16	Montmorency	Diagnostic	6184	662950
2021/03/12 15:34:16	Montmorency	Total	6534	700472
2021/03/12 15:34:16	Muskegon	Serology	3389	19526
2021/03/12 15:34:16	Muskegon	Diagnostic	177607	1023282
2021/03/12 15:34:16	Muskegon	Total	180996	1042808
2021/03/12 15:34:16	Newaygo	Diagnostic	37365	762862
2021/03/12 15:34:16	Newaygo	Serology	1581	32278
2021/03/12 15:34:16	Newaygo	Total	38946	795141
2021/03/12 15:34:16	Oakland	Serology	104853	83377
2021/03/12 15:34:16	Oakland	Diagnostic	1145221	910652
2021/03/12 15:34:16	Oakland	Total	1250074	994028
2021/03/12 15:34:16	Oceana	Serology	824	31133
2021/03/12 15:34:16	Oceana	Diagnostic	30034	1134772

2021/03/12 15:34:16	Oceana	Total	30858	1165905
2021/03/12 15:34:16	Ogemaw	Diagnostic	15558	740963
2021/03/12 15:34:16	Ogemaw	Serology	505	24051
2021/03/12 15:34:16	Ogemaw	Total	16063	765014
2021/03/12 15:34:16	Ontonagon	Diagnostic	6769	1183392
2021/03/12 15:34:16	Ontonagon	Serology	69	12063
2021/03/12 15:34:16	Ontonagon	Total	6838	1195455
2021/03/12 15:34:16	Osceola	Diagnostic	20168	859676
2021/03/12 15:34:16	Osceola	Serology	888	37852
2021/03/12 15:34:16	Osceola	Total	21056	897528
2021/03/12 15:34:16	Oscoda	Serology	296	35918
2021/03/12 15:34:16	Oscoda	Diagnostic	4664	565951
2021/03/12 15:34:16	Oscoda	Total	4960	601869
2021/03/12 15:34:16	Otsego	Serology	874	35431
2021/03/12 15:34:16	Otsego	Diagnostic	16969	687895
2021/03/12 15:34:16	Otsego	Total	17843	723326
2021/03/12 15:34:16	Ottawa	Diagnostic	321564	1101888
2021/03/12 15:34:16	Ottawa	Serology	13445	46071
2021/03/12 15:34:16	Ottawa	Total	335009	1147959
2021/03/12 15:34:16	Presque Isle	Diagnostic	8846	702510
2021/03/12 15:34:16	Presque Isle	Serology	472	37484
2021/03/12 15:34:16	Presque Isle	Total	9318	739994
2021/03/12 15:34:16	Roscommon	Diagnostic	15790	657396
2021/03/12 15:34:16	Roscommon	Serology	648	26979
2021/03/12 15:34:16	Roscommon	Total	16438	684375
2021/03/12 15:34:16	Saginaw	Diagnostic	213842	1122300
2021/03/12 15:34:16	Saginaw	Serology	8642	45356
2021/03/12 15:34:16	Saginaw	Total	222484	1167656
2021/03/12 15:34:16	Sanilac	Diagnostic	43818	1064319
2021/03/12 15:34:16	Sanilac	Serology	1136	27593
2021/03/12 15:34:16	Sanilac	Total	44954	1091912
2021/03/12 15:34:16	Schoolcraft	Diagnostic	5701	704349
2021/03/12 15:34:16	Schoolcraft	Serology	63	7784
2021/03/12 15:34:16	Schoolcraft	Total	5764	712132
2021/03/12 15:34:16	Shiawassee	Serology	2360	34644
2021/03/12 15:34:16	Shiawassee	Diagnostic	56511	829556
2021/03/12 15:34:16	Shiawassee	Total	58871	864200
2021/03/12 15:34:16	St Clair	Diagnostic	114165	717441
2021/03/12 15:34:16	St Clair	Serology	7269	45680
2021/03/12 15:34:16	St Clair	Total	121434	763122
2021/03/12 15:34:16	St Joseph	Serology	1481	24293
2021/03/12 15:34:16	St Joseph	Diagnostic	50171	822961
2021/03/12 15:34:16	St Joseph	Total	51652	847254
2021/03/12 15:34:16	Tuscola	Diagnostic	51905	993492
2021/03/12 15:34:16	Tuscola	Serology	1969	37688
2021/03/12 15:34:16	Tuscola	Total	53874	1031180
2021/03/12 15:34:16	Unknown	Serology	24062	
2021/03/12 15:34:16	Unknown	Diagnostic	501264	
2021/03/12 15:34:16	Unknown	Total	525326	
2021/03/12 15:34:16	Van Buren	Serology	1676	22147

2021/03/12 15:34:16	Van Buren	Diagnostic	81762	1080408
2021/03/12 15:34:16	Van Buren	Total	83438	1102554
2021/03/12 15:34:16	Washtenaw	Serology	16451	44752
2021/03/12 15:34:16	Washtenaw	Diagnostic	555667	1511604
2021/03/12 15:34:16	Washtenaw	Total	572118	1556356
2021/03/12 15:34:16	Wayne	Serology	70434	63810
2021/03/12 15:34:16	Wayne	Diagnostic	1139002	1031880
2021/03/12 15:34:16	Wayne	Total	1209436	1095690
2021/03/12 15:34:16	Wexford	Diagnostic	24304	722667
2021/03/12 15:34:16	Wexford	Serology	1176	34968
2021/03/12 15:34:16	Wexford	Total	25480	757634

# PUBLIC USE DATASETS

## Diagnostic Tests by Result and County

### README

Data include diagnostic tests for COVID-19 by date and county.

Diagnostic tests are used to find current infection and look for genes or proteins from the severe acute respiratory syndrome coronavirus 2 (SARS-CoV-2), the virus that causes COVID-19. These tests, which are performed as nasal swabs, include: Nucleic acid amplification test/real-time polymerase chain reaction (NAAT/RT-PCR) test and rapid virus antigen detection point of care (POC) tests.

Correctional includes state and federal prisons and county and city detention facilities.

Testing data represents total tests performed, not individuals tested. A single individual may have more than one test completed.

The total number of positive tests may exceed the number of confirmed cases due to 1) a single individual may have more than one test performed; 2) MDHHS may receive data on positive tests in advance of a local health department classifying an individual as a confirmed or probable case, and 3) although efforts have been made to de-duplicate testing data, some duplication may occur.

**DIAGNOSTIC TESTS BY RESULT AND COUNTY 2021-03-12**

MessageDate	COUNTY	Negative	Positive	Total
3/11/2021	Alcona	15	0	15
3/11/2021	Alger	6	0	6
3/11/2021	Allegan	224	29	253
3/11/2021	Alpena	68	3	71
3/11/2021	Antrim	120	4	124
3/11/2021	Arenac	45	3	48
3/11/2021	Baraga	12	0	12
3/11/2021	Barry	382	4	386
3/11/2021	Bay	365	26	391
3/11/2021	Benzie	44	3	47
3/11/2021	Berrien	451	47	498
3/11/2021	Branch	92	9	101
3/11/2021	Calhoun	443	59	502
3/11/2021	Cass	91	18	109
3/11/2021	Charlevoix	149	6	155
3/11/2021	Cheboygan	42	6	48
3/11/2021	Chippewa	354	4	358
3/11/2021	Clare	53	2	55
3/11/2021	Clinton	145	11	156
3/11/2021	Correctional	8053	216	8269
3/11/2021	Crawford	76	0	76
3/11/2021	Delta	96	3	99
3/11/2021	Detroit City	2149	91	2240
3/11/2021	Dickinson	66	1	67
3/11/2021	Eaton	371	22	393
3/11/2021	Emmet	86	0	86
3/11/2021	Genesee	1249	99	1348
3/11/2021	Gladwin	30	8	38
3/11/2021	Gogebic	28	2	30
3/11/2021	Grand Traver	701	17	718
3/11/2021	Gratiot	226	5	231
3/11/2021	Hillsdale	102	4	106
3/11/2021	Houghton	315	2	317
3/11/2021	Huron	90	32	122
3/11/2021	Ingham	1068	65	1133
3/11/2021	Ionia	291	7	298
3/11/2021	Iosco	62	0	62
3/11/2021	Iron	22	1	23
3/11/2021	Isabella	335	6	341
3/11/2021	Jackson	787	87	874
3/11/2021	Kalamazoo	637	52	689
3/11/2021	Kalkaska	37	4	41
3/11/2021	Kent	2006	100	2106
3/11/2021	Keweenaw	18	0	18
3/11/2021	Lake	20	0	20
3/11/2021	Lapeer	235	26	261
3/11/2021	Leelanau	49	1	50

3/11/2021	Lenawee	365	31	396
3/11/2021	Livingston	497	52	549
3/11/2021	Luce	25	0	25
3/11/2021	Mackinac	79	0	79
3/11/2021	Macomb	2650	224	2874
3/11/2021	Manistee	45	1	46
3/11/2021	Marquette	616	1	617
3/11/2021	Mason	57	4	61
3/11/2021	Mecosta	73	1	74
3/11/2021	Menominee	45	2	47
3/11/2021	Midland	210	17	227
3/11/2021	Missaukee	17	5	22
3/11/2021	Monroe	371	36	407
3/11/2021	Montcalm	176	7	183
3/11/2021	Montmorenc	19	0	19
3/11/2021	Muskegon	355	13	368
3/11/2021	Newaygo	120	19	139
3/11/2021	Oakland	4459	280	4739
3/11/2021	Oceana	59	4	63
3/11/2021	Ogemaw	38	2	40
3/11/2021	Ontonagon	15	0	15
3/11/2021	Osceola	24	4	28
3/11/2021	Oscoda	11	0	11
3/11/2021	Otsego	93	21	114
3/11/2021	Ottawa	649	35	684
3/11/2021	Presque Isle	21	4	25
3/11/2021	Roscommon	51	6	57
3/11/2021	Saginaw	565	31	596
3/11/2021	Sanilac	199	26	225
3/11/2021	Schoolcraft	10	0	10
3/11/2021	Shiawassee	235	11	246
3/11/2021	St Clair	448	85	533
3/11/2021	St Joseph	139	14	153
3/11/2021	Tuscola	189	26	215
3/11/2021	Unknown	1777	63	1840
3/11/2021	Van Buren	223	22	245
3/11/2021	Washtenaw	4231	68	4299
3/11/2021	Wayne	3878	326	4204
3/11/2021	Wexford	84	13	97