



Western Michigan University
ScholarWorks at WMU

Cumulative Michigan COVID-19 Data

Michigan COVID-19 State Data

3-17-2021

2021-03-17_MichiganOverview_COVIDstats

Michigan Department of Health & Human Services

Follow this and additional works at: <https://scholarworks.wmich.edu/michigan-covid-data-state-cumulative>



Part of the Public Health Commons

WMU ScholarWorks Citation

Michigan Department of Health & Human Services, "2021-03-17_MichiganOverview_COVIDstats" (2021).
Cumulative Michigan COVID-19 Data. 338.

<https://scholarworks.wmich.edu/michigan-covid-data-state-cumulative/338>

This Website is brought to you for free and open access
by the Michigan COVID-19 State Data at ScholarWorks at
WMU. It has been accepted for inclusion in Cumulative
Michigan COVID-19 Data by an authorized administrator
of ScholarWorks at WMU. For more information, please
contact wmu-scholarworks@wmich.edu.



Coronavirus

MI SAFE START

CONTAIN COVID

RESOURCES

PRESS RELEASES

DONATE

VIDEO UPDATES

CORONAVIRUS / MICHIGAN DATA

Michigan Data

Hospitals

Long Term
Care Facilities

Coronavirus
Symptoms

Cumulative
Recovered

Outbreak
Reporting

School-Related
Outbreak
Reporting

Wastewater
Surveillance

Testing
Turnaround
Time

MIS-C Data
and Reporting

Data and
Modeling
Updates

The State of Michigan is working around the clock to test and treat COVID-19 patients. Below is the most recent data healthcare experts across the state have compiled. It is updated Monday - Saturday.

CURRENT STATUS

DAILY CASES

CUMULATIVE TRENDS

DEMOGRAPHICS

TOTAL TESTING

DIAGNOSTIC TESTING

LEARN MORE

View Cases

View Deaths

View Table

Select Preparedness Region:

All

Select County:

All

This report is provisional and subject to change. City of Detroit and Wayne County are reported separately. MDHHS began tracking probable cases April 5, 2020. FCI indicates federal correctional institute. MDOC indicates Michigan Department of Corrections. Diagnostic tests, including nucleic acid amplification/real-time polymerase chain reaction (NAA/RT-PCR) and rapid virus antigen detection point of care (POC) tests, look for current infection. Serology (antibody) tests are used to look for the possibility of previous infection.

Source: Michigan Disease Surveillance System (MDSS) and Vital Records.

COVID-19 Cases by County

Confirmed cases include individuals with a positive diagnostic test for COVID-19. Probable cases include individuals with COVID-19 symptoms and an epidemiologic link to confirmed COVID-19, but no diagnostic test.

Cases by County

17-452

453-2455

2456-11998

11999-78977

78978+

Michigan

Wednesday, March 17, 2021

Michigan (Statewide) Case Fatality Rate

2.6%

Current Totals

| Case Status | Cases | Deaths |
|-------------|---------|--------|
| Confirmed | 615,792 | 15,810 |
| Probable | 64,487 | 999 |
| Total | 680,279 | 16,809 |

Laboratory Testing

| Test Type | Tests Performed |
|------------|-----------------|
| Diagnostic | 10,970,604 |
| Serology | 549,130 |
| Total | 11,519,734 |

Microsoft Power BI

Q

< 1 of 7 >

X

Cases by Hispanic/Latino Ethnicity

| Hispanic/Latino Ethnicity | Percentage of Overall Cases by Ethnicity | Percentage of Deceased Cases by Ethnicity |
|---------------------------|--|---|
| Hispanic/Latino | 5.63% | 3.07% |
| Non-Hispanic Latino | 70.84% | 84.31% |
| Unknown | 23.53% | 12.62% |

PUBLIC USE DATASETS 03/17/2021

(Downloadable .xlsx files)

Cases and Deaths by County

Have questions?
Chat with Robin

https://www.michigan.gov/coronavirus/0,9753,7-406-98163_98173---,00.html

1/2

Totals may not add to 100% due to rounding

- Cases and Deaths by County by Date of Onset of Symptoms and Date of Death
- Cases by Demographics Statewide
- COVID-19 Tests by County
- Diagnostic Tests by Result and County

| Cases by Arab Ethnicity | | |
|-------------------------|--|---|
| Arab Ethnicity | Percentage of Overall Cases by Ethnicity | Percentage of Deceased Cases by Ethnicity |
| Arab | 2.97% | 1.75% |
| Non-Arab | 52.76% | 55.93% |
| Unknown | 44.27% | 42.33% |

Totals may not add to 100% due to rounding



MICHIGAN.GOV HOME
ADA
MICHIGAN NEWS
POLICIES

COPYRIGHT 2021 STATE OF MICHIGAN

Cumulative Total of Recovered COVID-19 Cases

Cumulative Total of Recovered COVID-19 Cases (as of 03/12/2021): 556,697

During this response, MDHHS is reviewing vital records statistics to identify any laboratory confirmed COVID-19 cases who are 30 days out from their onset of illness to represent recovery status. As the pandemic continues to impact Michigan, this pool will expand to include more cases. Recovered is defined as the number of persons with a confirmed COVID-19 diagnosis who are alive 30 days post-onset (or referral date if onset is not available). The number of persons recovered on March 12, 2021 represents COVID-19 confirmed individuals with an onset date on or prior to February 10, 2021. If an individual dies from a COVID-related cause >30 days from onset/referral, they are removed from the number of persons recovered. These numbers will be updated every Saturday.

Source: Michigan Disease Surveillance System and Vital Records



Have questions?
Chat with Robin

[View Cases](#)[View Deaths](#)[View Table](#)

Select Preparedness Region:

All

Select County:

All

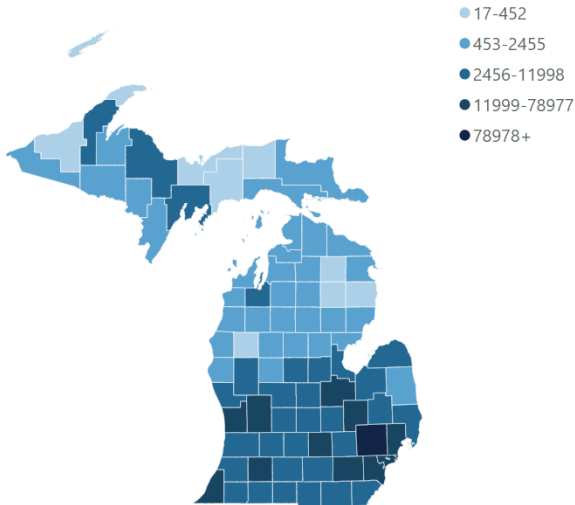
This report is provisional and subject to change. City of Detroit and Wayne County are reported separately. MDHHS began tracking probable cases April 5, 2020. FCI indicates federal correctional institute. MDOC indicates Michigan Department of Corrections. Diagnostic tests, including nucleic acid amplification/real-time polymerase chain reaction (NAAT/RT-PCR) and rapid virus antigen detection point of care (POC) tests, look for current infection. Serology (antibody) tests are used to look for the possibility of previous infection.

Source: Michigan Disease Surveillance System (MDSS) and Vital Records.

COVID-19 Cases by County

Confirmed cases include individuals with a positive diagnostic test for COVID-19. Probable cases include individuals with COVID-19 symptoms and an epidemiologic link to confirmed COVID-19, but no diagnostic test.

Cases by County



Michigan

Wednesday, March 17, 2021

Michigan (Statewide) Case Fatality Rate

2.6%

Current Totals

| Case Status | Cases | Deaths |
|--------------|----------------|---------------|
| Confirmed | 615,792 | 15,810 |
| Probable | 64,487 | 999 |
| Total | 680,279 | 16,809 |

Laboratory Testing

| Test Type | Tests Performed |
|--------------|-------------------|
| Diagnostic | 10,970,604 |
| Serology | 549,130 |
| Total | 11,519,734 |

[View Cases](#)[View Deaths](#)[View Table](#)

Select Preparedness Region:

All



Select County:

All



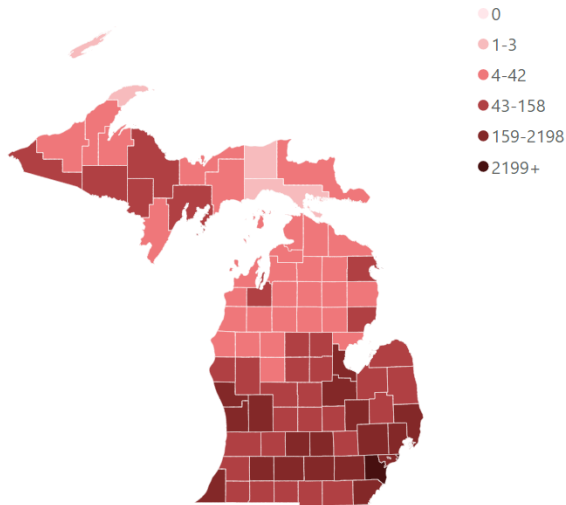
This report is provisional and subject to change. City of Detroit and Wayne County are reported separately. MDHHS began tracking probable cases April 5, 2020. FCI indicates federal correctional institute. MDOC indicates Michigan Department of Corrections. Diagnostic tests, including nucleic acid amplification/real-time polymerase chain reaction (NAAT/RT-PCR) and rapid virus antigen detection point of care (POC) tests, look for current infection. Serology (antibody) tests are used to look for the possibility of previous infection.

Source: Michigan Disease Surveillance System (MDSS) and Vital Records.

COVID-19 Deaths by County

Confirmed deaths include individuals who had a confirmed COVID-19 infection and are classified as deceased by the case investigation, have COVID-19 indicated as a cause of death on their death certificate, or who die within 30 days of infection and their manner of death is listed as natural. Probable deaths include individuals who have COVID indicated on their death certificate, but have not had a positive diagnostic test.

Deaths by County



Michigan

Wednesday, March 17, 2021

Michigan (Statewide) Case Fatality Rate

2.6%

Current Totals

| Case Status | Cases | Deaths |
|--------------|----------------|---------------|
| Confirmed | 615,792 | 15,810 |
| Probable | 64,487 | 999 |
| Total | 680,279 | 16,809 |

Laboratory Testing

| Test Type | Tests Performed |
|--------------|-------------------|
| Diagnostic | 10,970,604 |
| Serology | 549,130 |
| Total | 11,519,734 |

Confirmed Cases

Deaths

View Table

Select Preparedness Region:

All



Select County:

All



Cases are shown by onset date or by lab specimen collection date if onset date was unavailable. Deaths are shown by date of death or date of last status update if date of death was unavailable. Tracking of probable cases and deaths did not begin until April 5, 2020, therefore only probable cases referred for investigation on or after April 5, 2020 are displayed (onset may have been prior).

Notes: FCI indicates federal correctional institute. MDOC indicates Michigan Department of Corrections.

Daily Cases by Status

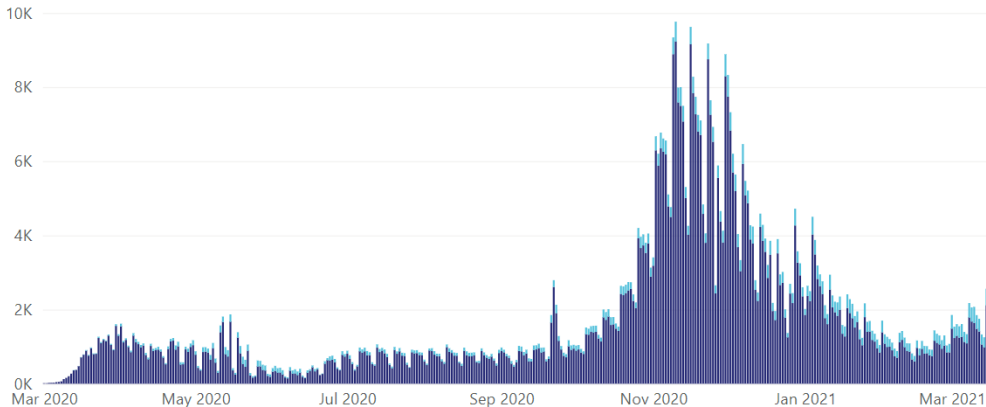
The number of daily confirmed cases represent the total number of people who had a positive diagnostic test for COVID-19 by the date of the onset of their symptoms.

Filter by Date:

3/1/2020

3/17/2021

Cases by Date of Onset

Case Status ● Confirmed ● Probable

Confirmed Cases

Deaths

View Table

Select Preparedness Region:

All

Select County:

All

Cases are shown by onset date or by lab specimen collection date if onset date was unavailable. Deaths are shown by date of death or date of last status update if date of death was unavailable. Tracking of probable cases and deaths did not begin until April 5, 2020, therefore only probable cases referred for investigation on or after April 5, 2020 are displayed (onset may have been prior).

Notes: FCI indicates federal correctional institute. MDOC indicates Michigan Department of Corrections.

Daily Deaths by Status

Confirmed deaths include individuals who had a confirmed COVID-19 infection and are classified as deceased by the case investigation, have COVID-19 indicated as a cause of death on their death certificate, or who die within 30 days of infection and their manner of death is listed as natural. Data are shown by the date of death.

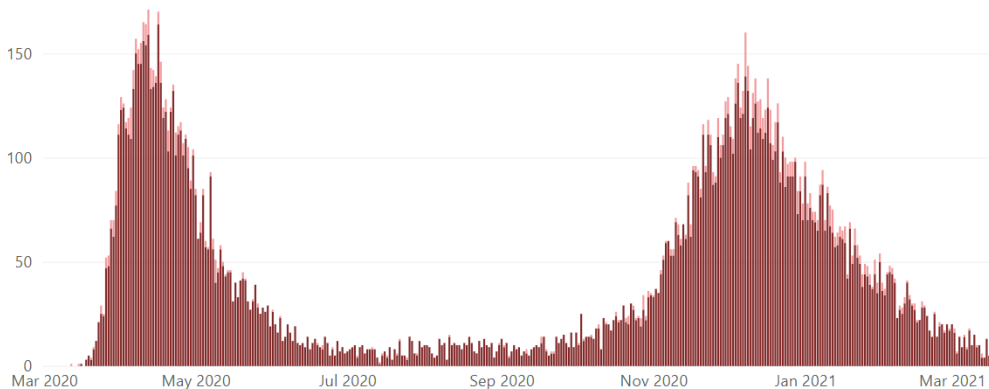
Filter by Date:

3/1/2020

3/17/2021

Deaths by Date of Death

Case Status ● Confirmed ● Probable



View Table

View Chart

Select Preparedness Region:

All

Select County:

All

Cases are shown by onset date or by lab specimen collection date if onset date was unavailable. Deaths are shown by date of death or date of last status update if date of death was unavailable. Tracking of probable cases and deaths did not begin until April 5, 2020, therefore these data are not displayed by date.

Notes: FCI indicates federal correctional institute. MDOC indicates Michigan Department of Corrections.

Cumulative Confirmed Cases and Deaths among Confirmed Cases

Cumulative cases represent the total number of people who had a positive diagnostic test for COVID-19. Cases are shown by the date of onset of symptoms. Cumulative Deaths represent the total number of people who had a confirmed COVID-19 infection and are classified as deceased by the case investigation, have COVID-19 indicated as a cause of death on their death certificate, or who die within 30 days of infection and their manner of death is listed as natural. Deaths are shown by date of death.

Filter By Date:

3/1/2020

3/17/2021

Cumulative Confirmed Cases and Deaths among Confirmed Cases by Date

● Confirmed Cases ● Deaths

0.7M

0.6M

0.5M

0.4M

0.3M

0.2M

0.1M

0.0M

Mar 2020

May 2020

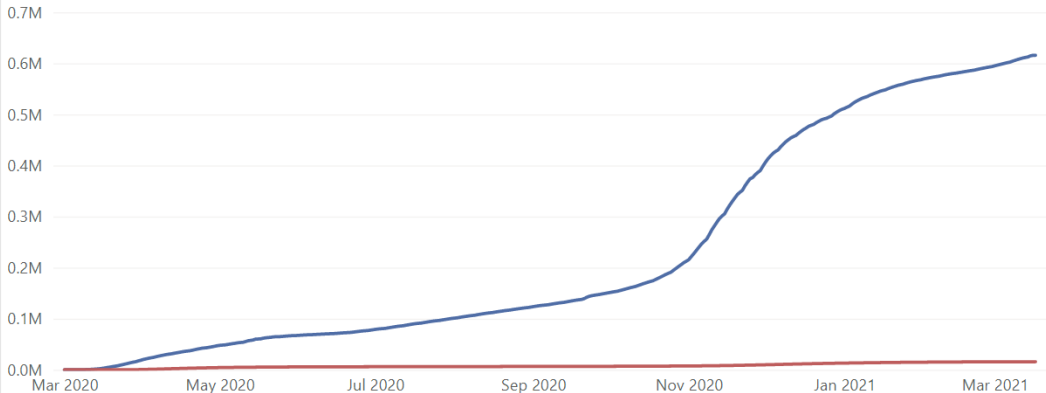
Jul 2020

Sep 2020

Nov 2020

Jan 2021

Mar 2021



Cases by Demographic Characteristics

Data are suppressed when the number of cases is five or below to protect the confidentiality of individuals. The sum of the cases for individual categories may be fewer than the total number of cases due to data suppression. Rates are not calculated for multiple races, other, and unknown race categories due to the unavailability of an appropriate denominator.

Cases

Deaths

Select case status:

- ☒ Confirmed
☐ Probable

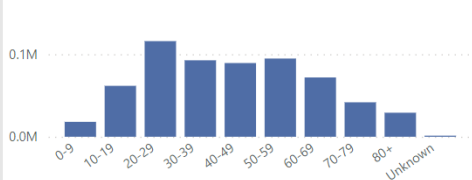
Select Preparedness Region:

All

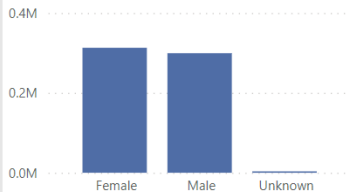
Select county:

All

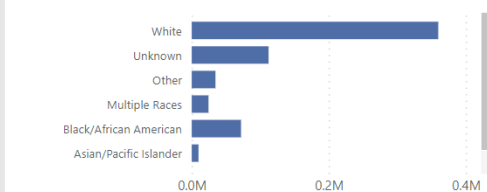
Cases by Age Group



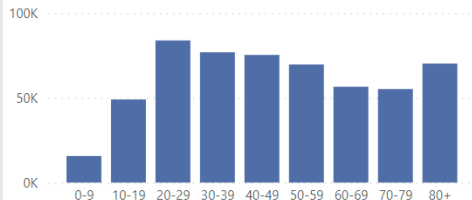
Cases by Sex



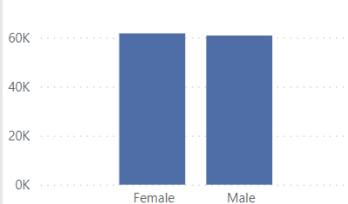
Cases by Race



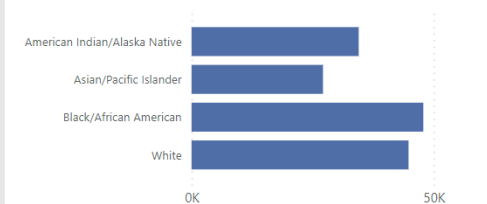
Cases per Million by Age Group



Cases per Million by Sex



Cases per Million by Race



Cases by Demographic Characteristics

Data are suppressed when the number of cases is five or below to protect the confidentiality of individuals. The sum of the cases for individual categories may be fewer than the total number of cases due to data suppression. Rates are not calculated for multiple races, other, and unknown race categories due to the unavailability of an appropriate denominator.

Cases

Deaths

Select case status:

- ☐ Confirmed
☒ Probable

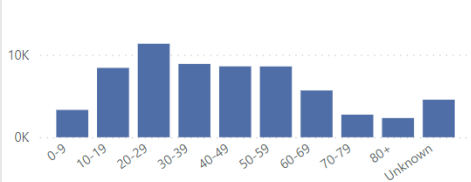
Select Preparedness Region:

All

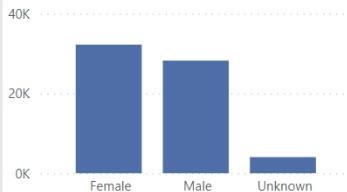
Select county:

All

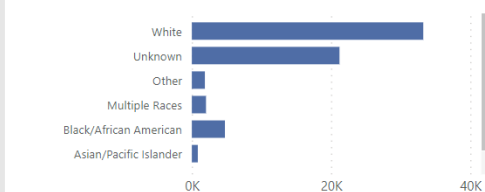
Cases by Age Group



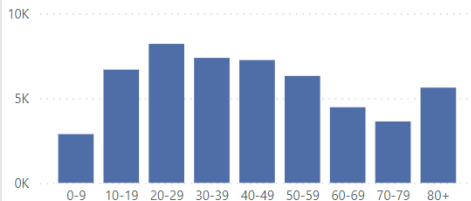
Cases by Sex



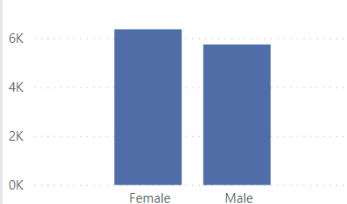
Cases by Race



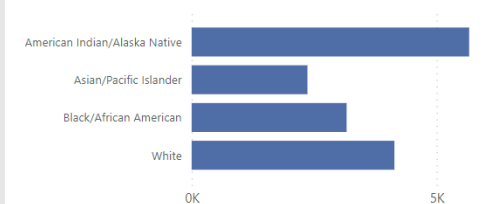
Cases per Million by Age Group



Cases per Million by Sex



Cases per Million by Race



Deaths by Demographic Characteristics

Data are suppressed when the number of deaths is five or below to protect the confidentiality of individuals. The sum of the deaths for individual categories may be fewer than the total number of deaths due to data suppression. Rates are not calculated for multiple races, other, and unknown race categories due to the unavailability of an appropriate denominator.

Cases

Deaths

Select case status:

- ☒ Confirmed
☐ Probable

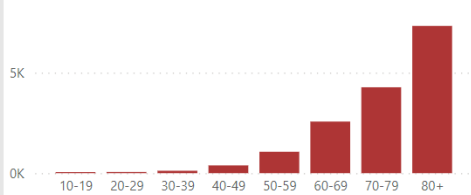
Select Preparedness Region:

All

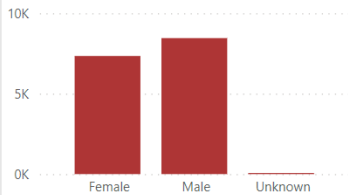
Select county:

All

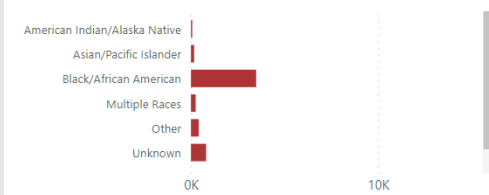
Deaths by Age Group



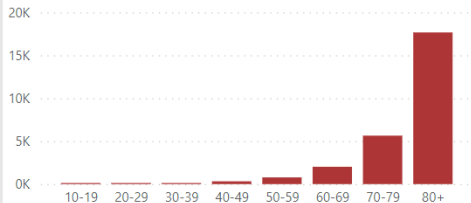
Deaths by Sex



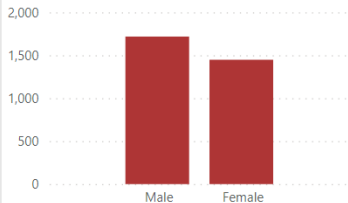
Deaths by Race



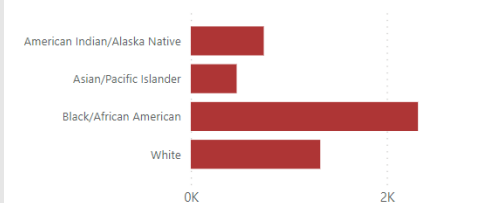
Deaths per Million by Age Group



Deaths per Million by Sex



Deaths per Million by Race



Deaths by Demographic Characteristics

Data are suppressed when the number of deaths is five or below to protect the confidentiality of individuals. The sum of the deaths for individual categories may be fewer than the total number of deaths due to data suppression. Rates are not calculated for multiple races, other, and unknown race categories due to the unavailability of an appropriate denominator.

Cases

Deaths

Select case status:

- ☐ Confirmed
☒ Probable

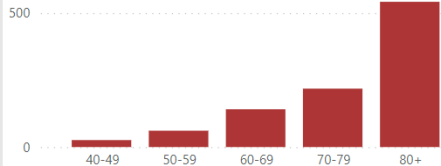
Select Preparedness Region:

All

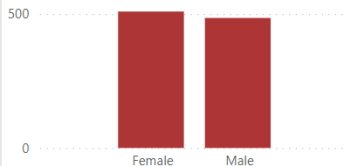
Select county:

All

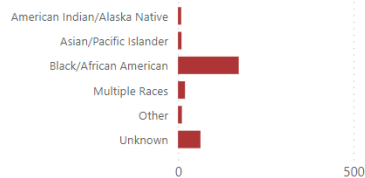
Deaths by Age Group



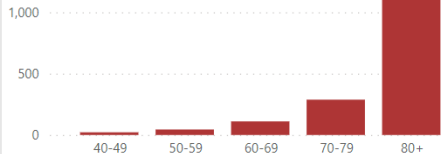
Deaths by Sex



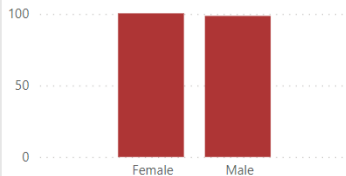
Deaths by Race



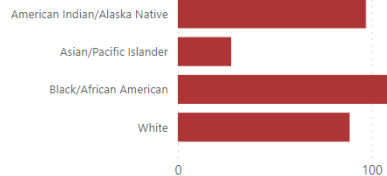
Deaths per Million by Age Group



Deaths per Million by Sex



Deaths per Million by Race



View Table

View Charts

Select Preparedness Region:

All

Select County:

All

Diagnostic tests are used to find current infection and look for genes or proteins from the severe acute respiratory syndrome coronavirus 2 (SARS-CoV-2), the virus that causes COVID-19. These tests, which are performed as nasal swabs, include: Nucleic acid amplification test/real-time polymerase chain reaction (NAAT/RT-PCR) test and rapid virus antigen detection point of care (POC) tests.

Serology tests are used to look for the possibility of previous infection. Serology tests look for antibodies to SARS-CoV-2 in the blood. There are currently two types of serology tests: the enzyme-linked immunosorbent assay (ELISA) test and the rapid antibody detection POC test. Serology tests do not diagnose disease and do not guarantee immunity, but might provide information about previous infection.

Total Covid-19 Laboratory Tests

Total testing includes both diagnostic tests which are used to determine if an individual currently has COVID-19 and serology testing which is used to determine if a person has antibodies to Covid-19.

Filter by Date:

3/10/2020

3/16/2021

Total Laboratory Tests by Type and Date

Test Type ● Diagnostic ● Serology

100K

50K

0K

May 2020

Jul 2020

Sep 2020

Nov 2020

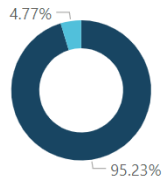
Jan 2021

Mar 2021

Total Tests Completed to Date

| Test Type | Count | Tests per Million Residents |
|------------|------------|-----------------------------|
| Diagnostic | 10,970,604 | 1,098,034 |
| Serology | 549,130 | 54,962 |
| Total | 11,519,734 | 1,152,996 |

Percent of Tests Completed by Type



Test Type

● Diagnostic

● Serology

View Table

View Charts

Select Preparedness Region

All



Select County

All



Diagnostic tests are used to find current infection and look for genes or proteins from the severe acute respiratory syndrome coronavirus 2 (SARS-CoV-2), the virus that causes COVID-19. These tests, which are performed as nasal swabs, include: Nucleic acid amplification test/real-time polymerase chain reaction (NAAT/RT-PCR) test and rapid virus antigen detection point of care (POC) tests. Diagnostic tests do not include serology tests which look for antibodies to SARS-Cov-2 in the blood.

Diagnostic Covid-19 Laboratory Tests

Diagnostic tests are used to determine if an individual is currently infected with Covid-19.

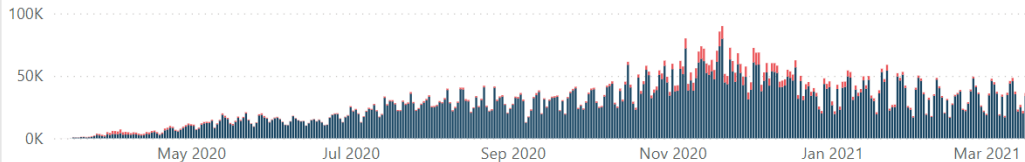
Filter by Date

3/10/2020

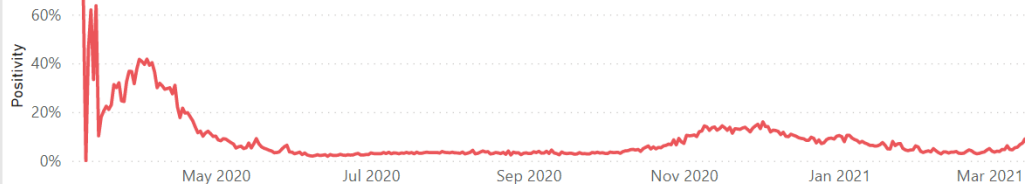
3/16/2021

Total Laboratory Tests by Type and Date

Test Type ● Negative ● Positive



Percent of Diagnostic Tests That Were Positive



Where does the data come from?

The State of Michigan COVID-19 Dashboard displays the most recent provisional data reported to the Michigan Department of Health and Humans Services (MDHHS) about cases in Michigan by selected demographics and county of residence (City of Detroit and Wayne County are reported separately). Data are reported to MDHHS via the [Michigan Disease Surveillance System \(MDSS\)](#). Provisional Death data are provided by the MDHHS Division for [Vital Records & Health Statistics](#).

How does MDHHS classify confirmed and probable cases?

Confirmed cases only include individuals who have had a positive diagnostic laboratory test for COVID-19. Probable cases include individuals who have symptoms consistent with COVID-19 and an epidemiologic link to a confirmed case or a positive serology (antibody) test, but do not have a positive diagnostic laboratory test for COVID-19 and individuals with a positive serology (antibody) test for COVID-19 and an epidemiologic link to a confirmed case.

How does MDHHS classify confirmed and probable deaths?

Confirmed deaths include individuals who meet one or more of the following conditions: 1) Have been identified as a confirmed case and classified as deceased as a result of a case investigation in the Michigan Disease Surveillance System (MDSS). MDSS is the database used by state and local health department to monitor reportable diseases like COVID-19; 2) have been identified as a confirmed case in MDSS had have a death certificate with COVID-19 listed as a cause of death; 3) have been identified as a confirmed case in MDSS and die within 30 days of onset of COVID-19 infection and have a death certificate which classifies their manner death as 'natural'. Probable deaths include individuals who have COVID indicated as a cause of death on their death certificate but have not had a positive diagnostic laboratory test.

Why do the number of probable cases fluctuate?

The number of probable cases can change daily based on the investigation efforts of the health department. When a probable case is first reported, local and/or state health department staff investigate to determine if the person meets the case definition of probable. As additional information is gathered, the case could be re-classified to confirmed, remain as probable, or be determined as not a case.

Why do data in the demographics tab not sum to the total number of cases for a county or region?

Data are not shown whenever the number of cases for a particular demographic category is fewer than six to protect the confidentiality of individuals. Rates are not calculated for other, multiple, and unknown race because an appropriate population denominator is not available for these categories at the county level.

Where can I get more information about COVID-19?

Visit <https://www.michigan.gov/coronavirus> to find information on resources and assistance, answers to frequently asked questions, and the latest updates on Michigan's response to COVID-19. For COVID-19 updates from CDC visit <https://www.cdc.gov/coronavirus/2019-ncov>.

PUBLIC USE DATASETS

Cases and Deaths by County

README

Includes total cases and deaths to date by case status (confirmed or probable) and county. County is based on the county of residence.

Confirmed cases only include individuals who have had a positive diagnostic laboratory test for COVID-19.

Probable cases include individuals who have symptoms consistent with COVID-19 and an epidemiologic link to a confirmed case or a positive serology (antibody) test, but do not have a positive diagnostic laboratory test for COVID-19 and individuals with a positive serology (antibody) test for COVID-19 and an epidemiologic link to a confirmed case.

Confirmed deaths include individuals who meet one or more of the following conditions: 1) Have been identified as a confirmed case and classified as deceased as a result of a case investigation in the Michigan Disease Surveillance System (MDSS). MDSS is the database used by state and local health department to monitor reportable diseases like COVID-19; 2) have been identified as a confirmed case in MDSS had have a death certificate with COVID-19 listed as a cause of death; 3) have been identified as a confirmed case in MDSS and die within 30 days of onset of COVID-19 infection and have a death certificate which classifies their manner death as 'natural'.

Probable deaths include individuals who have COVID indicated as a cause of death on their death certificate but have not had a positive diagnostic laboratory test.

The number of probable cases can change daily based on information obtained through the health department investigation. Probable cases can be re-classified as a confirmed case or determined to not be a case.

CASES AND DEATHS BY COUNTY 2021-03-17

| Updated | COUNTY | ConfirmedCases | ConfirmedDeaths | ProbableCases | ProbableDeaths |
|---------------------|--------------|----------------|-----------------|---------------|----------------|
| 2021/03/17 13:07:56 | Alcona | 358 | 19 | 80 | 5 |
| 2021/03/17 13:07:56 | Alger | 280 | 1 | 158 | 4 |
| 2021/03/17 13:07:56 | Allegan | 6862 | 95 | 792 | 23 |
| 2021/03/17 13:07:56 | Alpena | 1274 | 47 | 248 | 1 |
| 2021/03/17 13:07:56 | Antrim | 825 | 15 | 212 | 5 |
| 2021/03/17 13:07:56 | Arenac | 689 | 25 | 83 | 0 |
| 2021/03/17 13:07:56 | Baraga | 513 | 33 | 103 | 0 |
| 2021/03/17 13:07:56 | Barry | 3556 | 47 | 364 | 2 |
| 2021/03/17 13:07:56 | Bay | 7420 | 285 | 333 | 11 |
| 2021/03/17 13:07:56 | Benzie | 811 | 31 | 144 | 1 |
| 2021/03/17 13:07:56 | Berrien | 11102 | 229 | 897 | 19 |
| 2021/03/17 13:07:56 | Branch | 3524 | 83 | 336 | 4 |
| 2021/03/17 13:07:56 | Calhoun | 8925 | 223 | 1412 | 17 |
| 2021/03/17 13:07:56 | Cass | 3807 | 62 | 464 | 5 |
| 2021/03/17 13:07:56 | Charlevoix | 876 | 13 | 231 | 0 |
| 2021/03/17 13:07:56 | Cheboygan | 890 | 38 | 228 | 0 |
| 2021/03/17 13:07:56 | Chippewa | 750 | 24 | 1056 | 4 |
| 2021/03/17 13:07:56 | Clare | 1423 | 68 | 218 | 1 |
| 2021/03/17 13:07:56 | Clinton | 4607 | 68 | 751 | 4 |
| 2021/03/17 13:07:56 | Crawford | 592 | 5 | 38 | 0 |
| 2021/03/17 13:07:56 | Delta | 2710 | 66 | 494 | 19 |
| 2021/03/17 13:07:56 | Dickinson | 2153 | 55 | 246 | 15 |
| 2021/03/17 13:07:56 | Eaton | 5965 | 151 | 715 | 8 |
| 2021/03/17 13:07:56 | Emmet | 1300 | 38 | 288 | 1 |
| 2021/03/17 13:07:56 | Genesee | 22832 | 714 | 4425 | 51 |
| 2021/03/17 13:07:56 | Gladwin | 1284 | 40 | 238 | 3 |
| 2021/03/17 13:07:56 | Gogebic | 951 | 21 | 347 | 28 |
| 2021/03/17 13:07:56 | Grand Traver | 4061 | 63 | 493 | 10 |
| 2021/03/17 13:07:56 | Gratiot | 2484 | 100 | 340 | 4 |
| 2021/03/17 13:07:56 | Hillsdale | 3164 | 74 | 314 | 3 |
| 2021/03/17 13:07:56 | Houghton | 2180 | 31 | 536 | 8 |
| 2021/03/17 13:07:56 | Huron | 1820 | 57 | 636 | 4 |
| 2021/03/17 13:07:56 | Ingham | 16361 | 283 | 1061 | 6 |
| 2021/03/17 13:07:56 | Ionia | 4242 | 72 | 81 | 2 |
| 2021/03/17 13:07:56 | Iosco | 1147 | 64 | 156 | 3 |
| 2021/03/17 13:07:56 | Iron | 867 | 40 | 60 | 9 |
| 2021/03/17 13:07:56 | Isabella | 3671 | 72 | 479 | 1 |
| 2021/03/17 13:07:56 | Jackson | 9733 | 221 | 407 | 6 |
| 2021/03/17 13:07:56 | Kalamazoo | 13995 | 287 | 1910 | 38 |
| 2021/03/17 13:07:56 | Kalkaska | 627 | 15 | 49 | 0 |
| 2021/03/17 13:07:56 | Kent | 50354 | 664 | 3092 | 58 |
| 2021/03/17 13:07:56 | Keweenaw | 121 | 1 | 30 | 1 |
| 2021/03/17 13:07:56 | Lake | 363 | 10 | 22 | 1 |
| 2021/03/17 13:07:56 | Lapeer | 4716 | 122 | 772 | 2 |
| 2021/03/17 13:07:56 | Leelanau | 790 | 15 | 141 | 0 |
| 2021/03/17 13:07:56 | Lenawee | 6230 | 120 | 351 | 4 |
| 2021/03/17 13:07:56 | Livingston | 9872 | 138 | 1158 | 13 |

| | | | | | |
|---------------------|--------------|-------|------|-------|-----|
| 2021/03/17 13:07:56 | Luce | 133 | 0 | 107 | 1 |
| 2021/03/17 13:07:56 | Mackinac | 297 | 3 | 156 | 0 |
| 2021/03/17 13:07:56 | Macomb | 58363 | 1891 | 4728 | 105 |
| 2021/03/17 13:07:56 | Manistee | 764 | 18 | 46 | 3 |
| 2021/03/17 13:07:56 | Marquette | 3502 | 55 | 534 | 1 |
| 2021/03/17 13:07:56 | Mason | 1179 | 26 | 94 | 0 |
| 2021/03/17 13:07:56 | Mecosta | 1980 | 21 | 105 | 0 |
| 2021/03/17 13:07:56 | Menominee | 1631 | 37 | 272 | 2 |
| 2021/03/17 13:07:56 | Midland | 4638 | 63 | 610 | 3 |
| 2021/03/17 13:07:56 | Missaukee | 762 | 10 | 156 | 8 |
| 2021/03/17 13:07:56 | Monroe | 9162 | 197 | 1377 | 12 |
| 2021/03/17 13:07:56 | Montcalm | 3335 | 88 | 293 | 2 |
| 2021/03/17 13:07:56 | Montmorenc | 314 | 17 | 59 | 1 |
| 2021/03/17 13:07:56 | Muskegon | 10545 | 300 | 215 | 7 |
| 2021/03/17 13:07:56 | Newaygo | 2892 | 51 | 200 | 2 |
| 2021/03/17 13:07:56 | Oakland | 67731 | 1918 | 11247 | 112 |
| 2021/03/17 13:07:56 | Oceana | 1833 | 48 | 87 | 2 |
| 2021/03/17 13:07:56 | Ogemaw | 965 | 33 | 172 | 1 |
| 2021/03/17 13:07:56 | Ontonagon | 367 | 20 | 56 | 1 |
| 2021/03/17 13:07:56 | Osceola | 986 | 23 | 145 | 0 |
| 2021/03/17 13:07:56 | Oscoda | 329 | 18 | 80 | 1 |
| 2021/03/17 13:07:56 | Otsego | 1087 | 23 | 243 | 4 |
| 2021/03/17 13:07:56 | Ottawa | 21742 | 323 | 1342 | 37 |
| 2021/03/17 13:07:56 | Presque Isle | 593 | 27 | 81 | 1 |
| 2021/03/17 13:07:56 | Roscommon | 1123 | 36 | 167 | 0 |
| 2021/03/17 13:07:56 | Saginaw | 14652 | 515 | 770 | 11 |
| 2021/03/17 13:07:56 | Sanilac | 2123 | 74 | 246 | 4 |
| 2021/03/17 13:07:56 | Schoolcraft | 235 | 4 | 36 | 1 |
| 2021/03/17 13:07:56 | Shiawassee | 3758 | 82 | 253 | 1 |
| 2021/03/17 13:07:56 | St Clair | 8181 | 252 | 1537 | 11 |
| 2021/03/17 13:07:56 | St Joseph | 4392 | 81 | 565 | 6 |
| 2021/03/17 13:07:56 | Tuscola | 3053 | 129 | 425 | 10 |
| 2021/03/17 13:07:56 | Van Buren | 4892 | 87 | 297 | 11 |
| 2021/03/17 13:07:56 | Washtenaw | 17797 | 239 | 1666 | 6 |
| 2021/03/17 13:07:56 | Wayne | 68337 | 2107 | 5525 | 93 |
| 2021/03/17 13:07:56 | Wexford | 1559 | 21 | 118 | 1 |
| 2021/03/17 13:07:56 | MDOC | 24582 | 146 | 804 | 3 |
| 2021/03/17 13:07:56 | FCI | 309 | 5 | 5 | 0 |
| 2021/03/17 13:07:56 | Out-of-State | 1459 | 9 | 77 | 2 |
| 2021/03/17 13:07:56 | Unknown | 1 | 0 | 17 | 0 |
| 2021/03/17 13:07:56 | Detroit City | 31132 | 1868 | 2585 | 129 |

PUBLIC USE DATASETS

Cases by Demographics Statewide

README

Includes the total number of confirmed and probable cases and confirmed and probable deaths to date by demographic characteristics

Confirmed cases only include individuals who have had a positive diagnostic laboratory test for COVID-19.

Probable cases include individuals who have symptoms consistent with COVID-19 and an epidemiologic link to a confirmed case or a positive serology (antibody) test, but do not have a positive diagnostic laboratory test for COVID-19 and individuals with a positive serology (antibody) test for COVID-19 and an epidemiologic link to a confirmed case.

Confirmed deaths include individuals who meet one or more of the following conditions: 1) Have been identified as a confirmed case and classified as deceased as a result of a case investigation in the Michigan Disease Surveillance System (MDSS). MDSS is the database used by state and local health department to monitor reportable diseases like COVID-19; 2) have been identified as a confirmed case in MDSS had have a death certificate with COVID-19 listed as a cause of death; 3) have been identified as a confirmed case in MDSS and die within 30 days of onset of COVID-19 infection and have a death certificate which classifies their manner death as 'natural'.

Probable deaths include individuals who have COVID indicated as a cause of death on their death certificate but have not had a positive diagnostic laboratory test.

The number of probable cases can change daily based on information obtained through the health department investigation. Probable cases can be re-classified as a confirmed case or determined to not be a case.

Data is suppressed when the number of cases or deaths in a single category is between one and five to protect the confidentiality of individuals.

CASES BY DEMOGRAPHICS STATEWIDE 2021-03-17

| CASE_STATUS | AgeCat | RaceCat | SEX | Cases | Deaths |
|-------------|---------|-------------------------------|--------|------------|------------|
| Confirmed | 0-9 | American Indian/Alaska Native | Female | 83 | 0 |
| Confirmed | 10-19 | American Indian/Alaska Native | Female | 202 | 0 |
| Confirmed | 20-29 | American Indian/Alaska Native | Female | 335 | 0 |
| Confirmed | 30-39 | American Indian/Alaska Native | Female | 273 | Suppressed |
| Confirmed | 40-49 | American Indian/Alaska Native | Female | 249 | Suppressed |
| Confirmed | 50-59 | American Indian/Alaska Native | Female | 241 | Suppressed |
| Confirmed | 60-69 | American Indian/Alaska Native | Female | 165 | 7 |
| Confirmed | 70-79 | American Indian/Alaska Native | Female | 92 | 10 |
| Confirmed | 80+ | American Indian/Alaska Native | Female | 36 | 7 |
| Confirmed | Unknown | American Indian/Alaska Native | Female | Suppressed | 0 |
| Confirmed | 0-9 | Asian/Pacific Islander | Female | 159 | 0 |
| Confirmed | 10-19 | Asian/Pacific Islander | Female | 544 | 0 |
| Confirmed | 20-29 | Asian/Pacific Islander | Female | 1096 | 0 |
| Confirmed | 30-39 | Asian/Pacific Islander | Female | 902 | Suppressed |
| Confirmed | 40-49 | Asian/Pacific Islander | Female | 818 | 0 |
| Confirmed | 50-59 | Asian/Pacific Islander | Female | 703 | 6 |
| Confirmed | 60-69 | Asian/Pacific Islander | Female | 398 | 10 |
| Confirmed | 70-79 | Asian/Pacific Islander | Female | 198 | 20 |
| Confirmed | 80+ | Asian/Pacific Islander | Female | 129 | 34 |
| Confirmed | Unknown | Asian/Pacific Islander | Female | 0 | 0 |
| Confirmed | 0-9 | Black/African American | Female | 975 | Suppressed |
| Confirmed | 10-19 | Black/African American | Female | 2536 | Suppressed |
| Confirmed | 20-29 | Black/African American | Female | 6580 | 12 |
| Confirmed | 30-39 | Black/African American | Female | 5873 | 16 |
| Confirmed | 40-49 | Black/African American | Female | 5171 | 65 |
| Confirmed | 50-59 | Black/African American | Female | 4763 | 150 |
| Confirmed | 60-69 | Black/African American | Female | 4071 | 332 |
| Confirmed | 70-79 | Black/African American | Female | 2436 | 446 |
| Confirmed | 80+ | Black/African American | Female | 1677 | 592 |
| Confirmed | Unknown | Black/African American | Female | 14 | 0 |
| Confirmed | 0-9 | Multiple Races | Female | 511 | 0 |
| Confirmed | 10-19 | Multiple Races | Female | 1629 | Suppressed |
| Confirmed | 20-29 | Multiple Races | Female | 2520 | 0 |
| Confirmed | 30-39 | Multiple Races | Female | 1819 | Suppressed |
| Confirmed | 40-49 | Multiple Races | Female | 1909 | Suppressed |
| Confirmed | 50-59 | Multiple Races | Female | 1960 | 10 |
| Confirmed | 60-69 | Multiple Races | Female | 1437 | 12 |
| Confirmed | 70-79 | Multiple Races | Female | 782 | 28 |
| Confirmed | 80+ | Multiple Races | Female | 519 | 64 |
| Confirmed | Unknown | Multiple Races | Female | 11 | 0 |
| Confirmed | 0-9 | Other | Female | 766 | 0 |
| Confirmed | 10-19 | Other | Female | 2125 | 0 |
| Confirmed | 20-29 | Other | Female | 3748 | 0 |
| Confirmed | 30-39 | Other | Female | 2881 | Suppressed |
| Confirmed | 40-49 | Other | Female | 2686 | Suppressed |
| Confirmed | 50-59 | Other | Female | 2126 | 13 |
| Confirmed | 60-69 | Other | Female | 1294 | 33 |

| | | | | | |
|-----------|---------|-------------------------------|--------|-------|------------|
| Confirmed | 70-79 | Other | Female | 670 | 44 |
| Confirmed | 80+ | Other | Female | 457 | 78 |
| Confirmed | Unknown | Other | Female | 8 | 0 |
| Confirmed | 0-9 | Unknown | Female | 1253 | 0 |
| Confirmed | 10-19 | Unknown | Female | 5070 | 0 |
| Confirmed | 20-29 | Unknown | Female | 11290 | Suppressed |
| Confirmed | 30-39 | Unknown | Female | 8879 | Suppressed |
| Confirmed | 40-49 | Unknown | Female | 9096 | 8 |
| Confirmed | 50-59 | Unknown | Female | 9643 | 16 |
| Confirmed | 60-69 | Unknown | Female | 5856 | 45 |
| Confirmed | 70-79 | Unknown | Female | 2722 | 84 |
| Confirmed | 80+ | Unknown | Female | 2240 | 244 |
| Confirmed | Unknown | Unknown | Female | 99 | 0 |
| Confirmed | 0-9 | White | Female | 4890 | 0 |
| Confirmed | 10-19 | White | Female | 19503 | Suppressed |
| Confirmed | 20-29 | White | Female | 34175 | 11 |
| Confirmed | 30-39 | White | Female | 25536 | 18 |
| Confirmed | 40-49 | White | Female | 25236 | 60 |
| Confirmed | 50-59 | White | Female | 27784 | 187 |
| Confirmed | 60-69 | White | Female | 22204 | 546 |
| Confirmed | 70-79 | White | Female | 14168 | 1110 |
| Confirmed | 80+ | White | Female | 12645 | 2997 |
| Confirmed | Unknown | White | Female | 82 | 0 |
| Confirmed | 0-9 | American Indian/Alaska Native | Male | 75 | 0 |
| Confirmed | 10-19 | American Indian/Alaska Native | Male | 203 | 0 |
| Confirmed | 20-29 | American Indian/Alaska Native | Male | 266 | 0 |
| Confirmed | 30-39 | American Indian/Alaska Native | Male | 242 | 0 |
| Confirmed | 40-49 | American Indian/Alaska Native | Male | 247 | 0 |
| Confirmed | 50-59 | American Indian/Alaska Native | Male | 205 | Suppressed |
| Confirmed | 60-69 | American Indian/Alaska Native | Male | 162 | 18 |
| Confirmed | 70-79 | American Indian/Alaska Native | Male | 80 | 13 |
| Confirmed | 80+ | American Indian/Alaska Native | Male | 27 | 6 |
| Confirmed | Unknown | American Indian/Alaska Native | Male | 0 | 0 |
| Confirmed | 0-9 | Asian/Pacific Islander | Male | 214 | 0 |
| Confirmed | 10-19 | Asian/Pacific Islander | Male | 534 | 0 |
| Confirmed | 20-29 | Asian/Pacific Islander | Male | 1201 | 0 |
| Confirmed | 30-39 | Asian/Pacific Islander | Male | 884 | 0 |
| Confirmed | 40-49 | Asian/Pacific Islander | Male | 712 | Suppressed |
| Confirmed | 50-59 | Asian/Pacific Islander | Male | 669 | Suppressed |
| Confirmed | 60-69 | Asian/Pacific Islander | Male | 399 | 25 |
| Confirmed | 70-79 | Asian/Pacific Islander | Male | 183 | 36 |
| Confirmed | 80+ | Asian/Pacific Islander | Male | 92 | 28 |
| Confirmed | Unknown | Asian/Pacific Islander | Male | 0 | 0 |
| Confirmed | 0-9 | Black/African American | Male | 1028 | 0 |
| Confirmed | 10-19 | Black/African American | Male | 2388 | Suppressed |
| Confirmed | 20-29 | Black/African American | Male | 7111 | 16 |
| Confirmed | 30-39 | Black/African American | Male | 6965 | 34 |
| Confirmed | 40-49 | Black/African American | Male | 6200 | 97 |
| Confirmed | 50-59 | Black/African American | Male | 5849 | 258 |
| Confirmed | 60-69 | Black/African American | Male | 4424 | 468 |

| | | | | | |
|-----------|---------|-------------------------------|---------|------------|------------|
| Confirmed | 70-79 | Black/African American | Male | 2346 | 573 |
| Confirmed | 80+ | Black/African American | Male | 997 | 418 |
| Confirmed | Unknown | Black/African American | Male | 6 | 0 |
| Confirmed | 0-9 | Multiple Races | Male | 540 | Suppressed |
| Confirmed | 10-19 | Multiple Races | Male | 1609 | 0 |
| Confirmed | 20-29 | Multiple Races | Male | 2126 | 0 |
| Confirmed | 30-39 | Multiple Races | Male | 1491 | Suppressed |
| Confirmed | 40-49 | Multiple Races | Male | 1489 | Suppressed |
| Confirmed | 50-59 | Multiple Races | Male | 1566 | 8 |
| Confirmed | 60-69 | Multiple Races | Male | 1358 | 35 |
| Confirmed | 70-79 | Multiple Races | Male | 727 | 34 |
| Confirmed | 80+ | Multiple Races | Male | 315 | 48 |
| Confirmed | Unknown | Multiple Races | Male | Suppressed | 0 |
| Confirmed | 0-9 | Other | Male | 831 | 0 |
| Confirmed | 10-19 | Other | Male | 2162 | 0 |
| Confirmed | 20-29 | Other | Male | 3912 | Suppressed |
| Confirmed | 30-39 | Other | Male | 3141 | Suppressed |
| Confirmed | 40-49 | Other | Male | 2893 | 17 |
| Confirmed | 50-59 | Other | Male | 2444 | 28 |
| Confirmed | 60-69 | Other | Male | 1412 | 71 |
| Confirmed | 70-79 | Other | Male | 632 | 63 |
| Confirmed | 80+ | Other | Male | 280 | 59 |
| Confirmed | Unknown | Other | Male | Suppressed | 0 |
| Confirmed | 0-9 | Unknown | Male | 1304 | 0 |
| Confirmed | 10-19 | Unknown | Male | 4852 | 0 |
| Confirmed | 20-29 | Unknown | Male | 11400 | 0 |
| Confirmed | 30-39 | Unknown | Male | 9349 | 7 |
| Confirmed | 40-49 | Unknown | Male | 8502 | 17 |
| Confirmed | 50-59 | Unknown | Male | 9330 | 28 |
| Confirmed | 60-69 | Unknown | Male | 5723 | 74 |
| Confirmed | 70-79 | Unknown | Male | 2424 | 127 |
| Confirmed | 80+ | Unknown | Male | 1210 | 151 |
| Confirmed | Unknown | Unknown | Male | 133 | 0 |
| Confirmed | 0-9 | White | Male | 5365 | 0 |
| Confirmed | 10-19 | White | Male | 18059 | Suppressed |
| Confirmed | 20-29 | White | Male | 29439 | 18 |
| Confirmed | 30-39 | White | Male | 23865 | 33 |
| Confirmed | 40-49 | White | Male | 23507 | 106 |
| Confirmed | 50-59 | White | Male | 26966 | 351 |
| Confirmed | 60-69 | White | Male | 22662 | 888 |
| Confirmed | 70-79 | White | Male | 14147 | 1682 |
| Confirmed | 80+ | White | Male | 8411 | 2596 |
| Confirmed | Unknown | White | Male | 71 | 0 |
| Confirmed | 0-9 | American Indian/Alaska Native | Unknown | 0 | 0 |
| Confirmed | 10-19 | American Indian/Alaska Native | Unknown | Suppressed | 0 |
| Confirmed | 20-29 | American Indian/Alaska Native | Unknown | Suppressed | 0 |
| Confirmed | 30-39 | American Indian/Alaska Native | Unknown | Suppressed | 0 |
| Confirmed | 40-49 | American Indian/Alaska Native | Unknown | 0 | 0 |
| Confirmed | 50-59 | American Indian/Alaska Native | Unknown | Suppressed | 0 |
| Confirmed | 60-69 | American Indian/Alaska Native | Unknown | Suppressed | 0 |

| | | | | | |
|-----------|---------|-------------------------------|---------|------------|------------|
| Confirmed | 70-79 | American Indian/Alaska Native | Unknown | Suppressed | 0 |
| Confirmed | 80+ | American Indian/Alaska Native | Unknown | 0 | 0 |
| Confirmed | Unknown | American Indian/Alaska Native | Unknown | 0 | 0 |
| Confirmed | 0-9 | Asian/Pacific Islander | Unknown | 0 | 0 |
| Confirmed | 10-19 | Asian/Pacific Islander | Unknown | Suppressed | 0 |
| Confirmed | 20-29 | Asian/Pacific Islander | Unknown | 8 | 0 |
| Confirmed | 30-39 | Asian/Pacific Islander | Unknown | Suppressed | 0 |
| Confirmed | 40-49 | Asian/Pacific Islander | Unknown | Suppressed | 0 |
| Confirmed | 50-59 | Asian/Pacific Islander | Unknown | Suppressed | 0 |
| Confirmed | 60-69 | Asian/Pacific Islander | Unknown | Suppressed | 0 |
| Confirmed | 70-79 | Asian/Pacific Islander | Unknown | 0 | 0 |
| Confirmed | 80+ | Asian/Pacific Islander | Unknown | 0 | 0 |
| Confirmed | Unknown | Asian/Pacific Islander | Unknown | 0 | 0 |
| Confirmed | 0-9 | Black/African American | Unknown | Suppressed | 0 |
| Confirmed | 10-19 | Black/African American | Unknown | 10 | 0 |
| Confirmed | 20-29 | Black/African American | Unknown | 112 | 0 |
| Confirmed | 30-39 | Black/African American | Unknown | 96 | 0 |
| Confirmed | 40-49 | Black/African American | Unknown | 106 | 0 |
| Confirmed | 50-59 | Black/African American | Unknown | 87 | 0 |
| Confirmed | 60-69 | Black/African American | Unknown | 40 | Suppressed |
| Confirmed | 70-79 | Black/African American | Unknown | 12 | Suppressed |
| Confirmed | 80+ | Black/African American | Unknown | Suppressed | 0 |
| Confirmed | Unknown | Black/African American | Unknown | 0 | 0 |
| Confirmed | 0-9 | Multiple Races | Unknown | 6 | 0 |
| Confirmed | 10-19 | Multiple Races | Unknown | 11 | 0 |
| Confirmed | 20-29 | Multiple Races | Unknown | 19 | 0 |
| Confirmed | 30-39 | Multiple Races | Unknown | 13 | 0 |
| Confirmed | 40-49 | Multiple Races | Unknown | 14 | 0 |
| Confirmed | 50-59 | Multiple Races | Unknown | 11 | 0 |
| Confirmed | 60-69 | Multiple Races | Unknown | 16 | 0 |
| Confirmed | 70-79 | Multiple Races | Unknown | 6 | 0 |
| Confirmed | 80+ | Multiple Races | Unknown | Suppressed | 0 |
| Confirmed | Unknown | Multiple Races | Unknown | Suppressed | 0 |
| Confirmed | 0-9 | Other | Unknown | 7 | 0 |
| Confirmed | 10-19 | Other | Unknown | 10 | 0 |
| Confirmed | 20-29 | Other | Unknown | 23 | 0 |
| Confirmed | 30-39 | Other | Unknown | 18 | 0 |
| Confirmed | 40-49 | Other | Unknown | 26 | 0 |
| Confirmed | 50-59 | Other | Unknown | 15 | 0 |
| Confirmed | 60-69 | Other | Unknown | 12 | 0 |
| Confirmed | 70-79 | Other | Unknown | Suppressed | 0 |
| Confirmed | 80+ | Other | Unknown | 6 | 0 |
| Confirmed | Unknown | Other | Unknown | Suppressed | 0 |
| Confirmed | 0-9 | Unknown | Unknown | 53 | 0 |
| Confirmed | 10-19 | Unknown | Unknown | 168 | 0 |
| Confirmed | 20-29 | Unknown | Unknown | 358 | 0 |
| Confirmed | 30-39 | Unknown | Unknown | 256 | 0 |
| Confirmed | 40-49 | Unknown | Unknown | 307 | 0 |
| Confirmed | 50-59 | Unknown | Unknown | 268 | 0 |
| Confirmed | 60-69 | Unknown | Unknown | 144 | Suppressed |

| | | | | | |
|-----------|---------|-------------------------------|---------|------------|------------|
| Confirmed | 70-79 | Unknown | Unknown | 79 | Suppressed |
| Confirmed | 80+ | Unknown | Unknown | 56 | Suppressed |
| Confirmed | Unknown | Unknown | Unknown | 47 | 0 |
| Confirmed | 0-9 | White | Unknown | 13 | 0 |
| Confirmed | 10-19 | White | Unknown | 94 | 0 |
| Confirmed | 20-29 | White | Unknown | 189 | 0 |
| Confirmed | 30-39 | White | Unknown | 188 | 0 |
| Confirmed | 40-49 | White | Unknown | 172 | 0 |
| Confirmed | 50-59 | White | Unknown | 159 | 0 |
| Confirmed | 60-69 | White | Unknown | 116 | 0 |
| Confirmed | 70-79 | White | Unknown | 58 | Suppressed |
| Confirmed | 80+ | White | Unknown | 21 | Suppressed |
| Confirmed | Unknown | White | Unknown | Suppressed | 0 |
| Probable | 0-9 | American Indian/Alaska Native | Female | 32 | 0 |
| Probable | 10-19 | American Indian/Alaska Native | Female | 39 | 0 |
| Probable | 20-29 | American Indian/Alaska Native | Female | 56 | 0 |
| Probable | 30-39 | American Indian/Alaska Native | Female | 41 | 0 |
| Probable | 40-49 | American Indian/Alaska Native | Female | 41 | 0 |
| Probable | 50-59 | American Indian/Alaska Native | Female | 28 | 0 |
| Probable | 60-69 | American Indian/Alaska Native | Female | 23 | 0 |
| Probable | 70-79 | American Indian/Alaska Native | Female | 8 | 0 |
| Probable | 80+ | American Indian/Alaska Native | Female | Suppressed | Suppressed |
| Probable | Unknown | American Indian/Alaska Native | Female | Suppressed | 0 |
| Probable | 0-9 | Asian/Pacific Islander | Female | 22 | 0 |
| Probable | 10-19 | Asian/Pacific Islander | Female | 50 | 0 |
| Probable | 20-29 | Asian/Pacific Islander | Female | 106 | 0 |
| Probable | 30-39 | Asian/Pacific Islander | Female | 82 | 0 |
| Probable | 40-49 | Asian/Pacific Islander | Female | 62 | 0 |
| Probable | 50-59 | Asian/Pacific Islander | Female | 61 | 0 |
| Probable | 60-69 | Asian/Pacific Islander | Female | 29 | Suppressed |
| Probable | 70-79 | Asian/Pacific Islander | Female | 13 | Suppressed |
| Probable | 80+ | Asian/Pacific Islander | Female | Suppressed | 0 |
| Probable | Unknown | Asian/Pacific Islander | Female | Suppressed | 0 |
| Probable | 0-9 | Black/African American | Female | 110 | 0 |
| Probable | 10-19 | Black/African American | Female | 216 | 0 |
| Probable | 20-29 | Black/African American | Female | 511 | 0 |
| Probable | 30-39 | Black/African American | Female | 457 | 0 |
| Probable | 40-49 | Black/African American | Female | 387 | Suppressed |
| Probable | 50-59 | Black/African American | Female | 354 | 10 |
| Probable | 60-69 | Black/African American | Female | 251 | 16 |
| Probable | 70-79 | Black/African American | Female | 102 | 15 |
| Probable | 80+ | Black/African American | Female | 72 | 34 |
| Probable | Unknown | Black/African American | Female | 24 | Suppressed |
| Probable | 0-9 | Multiple Races | Female | 95 | 0 |
| Probable | 10-19 | Multiple Races | Female | 177 | 0 |
| Probable | 20-29 | Multiple Races | Female | 192 | 0 |
| Probable | 30-39 | Multiple Races | Female | 126 | 0 |
| Probable | 40-49 | Multiple Races | Female | 137 | 0 |
| Probable | 50-59 | Multiple Races | Female | 131 | Suppressed |
| Probable | 60-69 | Multiple Races | Female | 94 | Suppressed |

| | | | | | |
|----------|---------|-------------------------------|--------|------------|------------|
| Probable | 70-79 | Multiple Races | Female | 41 | 0 |
| Probable | 80+ | Multiple Races | Female | 29 | 7 |
| Probable | Unknown | Multiple Races | Female | 43 | 0 |
| Probable | 0-9 | Other | Female | 66 | 0 |
| Probable | 10-19 | Other | Female | 138 | 0 |
| Probable | 20-29 | Other | Female | 200 | 0 |
| Probable | 30-39 | Other | Female | 157 | 0 |
| Probable | 40-49 | Other | Female | 138 | 0 |
| Probable | 50-59 | Other | Female | 100 | Suppressed |
| Probable | 60-69 | Other | Female | 59 | Suppressed |
| Probable | 70-79 | Other | Female | 27 | 0 |
| Probable | 80+ | Other | Female | 12 | Suppressed |
| Probable | Unknown | Other | Female | 16 | 0 |
| Probable | 0-9 | Unknown | Female | 297 | 0 |
| Probable | 10-19 | Unknown | Female | 987 | 0 |
| Probable | 20-29 | Unknown | Female | 1711 | 0 |
| Probable | 30-39 | Unknown | Female | 1204 | 0 |
| Probable | 40-49 | Unknown | Female | 1305 | 0 |
| Probable | 50-59 | Unknown | Female | 1272 | Suppressed |
| Probable | 60-69 | Unknown | Female | 865 | Suppressed |
| Probable | 70-79 | Unknown | Female | 348 | Suppressed |
| Probable | 80+ | Unknown | Female | 236 | 22 |
| Probable | Unknown | Unknown | Female | 1133 | 0 |
| Probable | 0-9 | White | Female | 961 | 0 |
| Probable | 10-19 | White | Female | 2484 | Suppressed |
| Probable | 20-29 | White | Female | 3031 | 0 |
| Probable | 30-39 | White | Female | 2410 | 0 |
| Probable | 40-49 | White | Female | 2420 | Suppressed |
| Probable | 50-59 | White | Female | 2427 | 15 |
| Probable | 60-69 | White | Female | 1618 | 34 |
| Probable | 70-79 | White | Female | 884 | 70 |
| Probable | 80+ | White | Female | 1130 | 256 |
| Probable | Unknown | White | Female | 332 | 0 |
| Probable | 0-9 | American Indian/Alaska Native | Male | 21 | 0 |
| Probable | 10-19 | American Indian/Alaska Native | Male | 46 | 0 |
| Probable | 20-29 | American Indian/Alaska Native | Male | 44 | 0 |
| Probable | 30-39 | American Indian/Alaska Native | Male | 40 | 0 |
| Probable | 40-49 | American Indian/Alaska Native | Male | 32 | 0 |
| Probable | 50-59 | American Indian/Alaska Native | Male | 32 | 0 |
| Probable | 60-69 | American Indian/Alaska Native | Male | 20 | Suppressed |
| Probable | 70-79 | American Indian/Alaska Native | Male | 7 | Suppressed |
| Probable | 80+ | American Indian/Alaska Native | Male | Suppressed | Suppressed |
| Probable | Unknown | American Indian/Alaska Native | Male | Suppressed | 0 |
| Probable | 0-9 | Asian/Pacific Islander | Male | 31 | 0 |
| Probable | 10-19 | Asian/Pacific Islander | Male | 50 | 0 |
| Probable | 20-29 | Asian/Pacific Islander | Male | 106 | 0 |
| Probable | 30-39 | Asian/Pacific Islander | Male | 80 | Suppressed |
| Probable | 40-49 | Asian/Pacific Islander | Male | 64 | 0 |
| Probable | 50-59 | Asian/Pacific Islander | Male | 48 | Suppressed |
| Probable | 60-69 | Asian/Pacific Islander | Male | 20 | Suppressed |

| | | | | | |
|----------|---------|------------------------|------|------------|------------|
| Probable | 70-79 | Asian/Pacific Islander | Male | 7 | Suppressed |
| Probable | 80+ | Asian/Pacific Islander | Male | 6 | Suppressed |
| Probable | Unknown | Asian/Pacific Islander | Male | Suppressed | 0 |
| Probable | 0-9 | Black/African American | Male | 115 | 0 |
| Probable | 10-19 | Black/African American | Male | 234 | Suppressed |
| Probable | 20-29 | Black/African American | Male | 451 | 0 |
| Probable | 30-39 | Black/African American | Male | 414 | 0 |
| Probable | 40-49 | Black/African American | Male | 334 | 8 |
| Probable | 50-59 | Black/African American | Male | 329 | 11 |
| Probable | 60-69 | Black/African American | Male | 214 | 24 |
| Probable | 70-79 | Black/African American | Male | 87 | 31 |
| Probable | 80+ | Black/African American | Male | 35 | 19 |
| Probable | Unknown | Black/African American | Male | 14 | 0 |
| Probable | 0-9 | Multiple Races | Male | 80 | 0 |
| Probable | 10-19 | Multiple Races | Male | 175 | 0 |
| Probable | 20-29 | Multiple Races | Male | 151 | 0 |
| Probable | 30-39 | Multiple Races | Male | 111 | 0 |
| Probable | 40-49 | Multiple Races | Male | 120 | Suppressed |
| Probable | 50-59 | Multiple Races | Male | 102 | 0 |
| Probable | 60-69 | Multiple Races | Male | 76 | Suppressed |
| Probable | 70-79 | Multiple Races | Male | 37 | Suppressed |
| Probable | 80+ | Multiple Races | Male | 16 | 7 |
| Probable | Unknown | Multiple Races | Male | 45 | 0 |
| Probable | 0-9 | Other | Male | 57 | 0 |
| Probable | 10-19 | Other | Male | 166 | 0 |
| Probable | 20-29 | Other | Male | 203 | 0 |
| Probable | 30-39 | Other | Male | 171 | 0 |
| Probable | 40-49 | Other | Male | 146 | 0 |
| Probable | 50-59 | Other | Male | 97 | Suppressed |
| Probable | 60-69 | Other | Male | 60 | Suppressed |
| Probable | 70-79 | Other | Male | 23 | Suppressed |
| Probable | 80+ | Other | Male | 7 | Suppressed |
| Probable | Unknown | Other | Male | 15 | 0 |
| Probable | 0-9 | Unknown | Male | 329 | 0 |
| Probable | 10-19 | Unknown | Male | 1038 | 0 |
| Probable | 20-29 | Unknown | Male | 1536 | 0 |
| Probable | 30-39 | Unknown | Male | 1167 | Suppressed |
| Probable | 40-49 | Unknown | Male | 1017 | Suppressed |
| Probable | 50-59 | Unknown | Male | 1114 | Suppressed |
| Probable | 60-69 | Unknown | Male | 680 | Suppressed |
| Probable | 70-79 | Unknown | Male | 281 | 7 |
| Probable | 80+ | Unknown | Male | 143 | 16 |
| Probable | Unknown | Unknown | Male | 967 | 0 |
| Probable | 0-9 | White | Male | 996 | 0 |
| Probable | 10-19 | White | Male | 2339 | 0 |
| Probable | 20-29 | White | Male | 2576 | Suppressed |
| Probable | 30-39 | White | Male | 2056 | Suppressed |
| Probable | 40-49 | White | Male | 1998 | 6 |
| Probable | 50-59 | White | Male | 2138 | 17 |
| Probable | 60-69 | White | Male | 1441 | 48 |

| | | | | | |
|----------|---------|-------------------------------|---------|------------|-----|
| Probable | 70-79 | White | Male | 777 | 83 |
| Probable | 80+ | White | Male | 593 | 171 |
| Probable | Unknown | White | Male | 291 | 0 |
| Probable | 0-9 | American Indian/Alaska Native | Unknown | 0 | 0 |
| Probable | 10-19 | American Indian/Alaska Native | Unknown | 0 | 0 |
| Probable | 20-29 | American Indian/Alaska Native | Unknown | Suppressed | 0 |
| Probable | 30-39 | American Indian/Alaska Native | Unknown | 0 | 0 |
| Probable | 40-49 | American Indian/Alaska Native | Unknown | Suppressed | 0 |
| Probable | 50-59 | American Indian/Alaska Native | Unknown | Suppressed | 0 |
| Probable | 60-69 | American Indian/Alaska Native | Unknown | 0 | 0 |
| Probable | 70-79 | American Indian/Alaska Native | Unknown | 0 | 0 |
| Probable | 80+ | American Indian/Alaska Native | Unknown | 0 | 0 |
| Probable | Unknown | American Indian/Alaska Native | Unknown | Suppressed | 0 |
| Probable | 0-9 | Asian/Pacific Islander | Unknown | 0 | 0 |
| Probable | 10-19 | Asian/Pacific Islander | Unknown | Suppressed | 0 |
| Probable | 20-29 | Asian/Pacific Islander | Unknown | Suppressed | 0 |
| Probable | 30-39 | Asian/Pacific Islander | Unknown | Suppressed | 0 |
| Probable | 40-49 | Asian/Pacific Islander | Unknown | Suppressed | 0 |
| Probable | 50-59 | Asian/Pacific Islander | Unknown | Suppressed | 0 |
| Probable | 60-69 | Asian/Pacific Islander | Unknown | 0 | 0 |
| Probable | 70-79 | Asian/Pacific Islander | Unknown | 0 | 0 |
| Probable | 80+ | Asian/Pacific Islander | Unknown | 0 | 0 |
| Probable | Unknown | Asian/Pacific Islander | Unknown | Suppressed | 0 |
| Probable | 0-9 | Black/African American | Unknown | Suppressed | 0 |
| Probable | 10-19 | Black/African American | Unknown | 6 | 0 |
| Probable | 20-29 | Black/African American | Unknown | 8 | 0 |
| Probable | 30-39 | Black/African American | Unknown | Suppressed | 0 |
| Probable | 40-49 | Black/African American | Unknown | 6 | 0 |
| Probable | 50-59 | Black/African American | Unknown | Suppressed | 0 |
| Probable | 60-69 | Black/African American | Unknown | Suppressed | 0 |
| Probable | 70-79 | Black/African American | Unknown | Suppressed | 0 |
| Probable | 80+ | Black/African American | Unknown | 0 | 0 |
| Probable | Unknown | Black/African American | Unknown | 6 | 0 |
| Probable | 0-9 | Multiple Races | Unknown | Suppressed | 0 |
| Probable | 10-19 | Multiple Races | Unknown | 7 | 0 |
| Probable | 20-29 | Multiple Races | Unknown | 10 | 0 |
| Probable | 30-39 | Multiple Races | Unknown | 12 | 0 |
| Probable | 40-49 | Multiple Races | Unknown | Suppressed | 0 |
| Probable | 50-59 | Multiple Races | Unknown | 6 | 0 |
| Probable | 60-69 | Multiple Races | Unknown | Suppressed | 0 |
| Probable | 70-79 | Multiple Races | Unknown | 0 | 0 |
| Probable | 80+ | Multiple Races | Unknown | 0 | 0 |
| Probable | Unknown | Multiple Races | Unknown | 10 | 0 |
| Probable | 0-9 | Other | Unknown | Suppressed | 0 |
| Probable | 10-19 | Other | Unknown | Suppressed | 0 |
| Probable | 20-29 | Other | Unknown | Suppressed | 0 |
| Probable | 30-39 | Other | Unknown | Suppressed | 0 |
| Probable | 40-49 | Other | Unknown | Suppressed | 0 |
| Probable | 50-59 | Other | Unknown | Suppressed | 0 |
| Probable | 60-69 | Other | Unknown | Suppressed | 0 |

| | | | | | |
|----------|---------|---------|---------|------|------------|
| Probable | 70-79 | Other | Unknown | 0 | 0 |
| Probable | 80+ | Other | Unknown | 0 | 0 |
| Probable | Unknown | Other | Unknown | 0 | 0 |
| Probable | 0-9 | Unknown | Unknown | 71 | 0 |
| Probable | 10-19 | Unknown | Unknown | 213 | Suppressed |
| Probable | 20-29 | Unknown | Unknown | 409 | 0 |
| Probable | 30-39 | Unknown | Unknown | 320 | 0 |
| Probable | 40-49 | Unknown | Unknown | 340 | Suppressed |
| Probable | 50-59 | Unknown | Unknown | 298 | 0 |
| Probable | 60-69 | Unknown | Unknown | 202 | 0 |
| Probable | 70-79 | Unknown | Unknown | 83 | Suppressed |
| Probable | 80+ | Unknown | Unknown | 33 | Suppressed |
| Probable | Unknown | Unknown | Unknown | 1608 | 0 |
| Probable | 0-9 | White | Unknown | 26 | 0 |
| Probable | 10-19 | White | Unknown | 49 | 0 |
| Probable | 20-29 | White | Unknown | 42 | 0 |
| Probable | 30-39 | White | Unknown | 42 | 0 |
| Probable | 40-49 | White | Unknown | 42 | 0 |
| Probable | 50-59 | White | Unknown | 45 | 0 |
| Probable | 60-69 | White | Unknown | 20 | Suppressed |
| Probable | 70-79 | White | Unknown | 19 | 0 |
| Probable | 80+ | White | Unknown | 8 | 0 |
| Probable | Unknown | White | Unknown | 44 | 0 |

PUBLIC USE DATASETS

COVID-19 Tests by County

README

Data includes tests by type (diagnostic, serology or total combined) by county.

Diagnostic tests are used to find current infection and look for genes or proteins from the severe acute respiratory syndrome coronavirus 2 (SARS-CoV-2), the virus that causes COVID-19. These tests, which are performed as nasal swabs, include: Nucleic acid amplification test/real-time polymerase chain reaction (NAAT/RT-PCR) test and rapid virus antigen detection point of care (POC) tests.

Serology tests are used to look for the possibility of previous infection. Serology tests look for antibodies to SARS-CoV-2 in the blood. There are currently two types of serology tests: the enzyme-linked immunosorbent assay (ELISA) test and the rapid antibody detection POC test. Serology tests do not diagnose disease and do not guarantee immunity, but might provide information about previous infection.

Correctional includes state and federal prisons and county and city detection facilities.

Testing data represents total tests performed, not individuals tested. A single individual may have more than one test completed.

COVID-19 TESTS BY COUNTY 2021-03-17

| Updated | COUNTY | TestType | Count | RatePerMillion |
|---------------------|------------|------------|--------|----------------|
| 2021/03/17 13:08:09 | Alcona | Diagnostic | 5819 | 559250 |
| 2021/03/17 13:08:09 | Alcona | Serology | 161 | 15473 |
| 2021/03/17 13:08:09 | Alcona | Total | 5980 | 574724 |
| 2021/03/17 13:08:09 | Alger | Diagnostic | 7066 | 775801 |
| 2021/03/17 13:08:09 | Alger | Serology | 359 | 39416 |
| 2021/03/17 13:08:09 | Alger | Total | 7425 | 815217 |
| 2021/03/17 13:08:09 | Allegan | Diagnostic | 101369 | 858470 |
| 2021/03/17 13:08:09 | Allegan | Serology | 2771 | 23467 |
| 2021/03/17 13:08:09 | Allegan | Total | 104140 | 881937 |
| 2021/03/17 13:08:09 | Alpena | Diagnostic | 16943 | 596479 |
| 2021/03/17 13:08:09 | Alpena | Serology | 675 | 23763 |
| 2021/03/17 13:08:09 | Alpena | Total | 17618 | 620243 |
| 2021/03/17 13:08:09 | Antrim | Diagnostic | 19299 | 827431 |
| 2021/03/17 13:08:09 | Antrim | Serology | 738 | 31641 |
| 2021/03/17 13:08:09 | Antrim | Total | 20037 | 859072 |
| 2021/03/17 13:08:09 | Arenac | Diagnostic | 12894 | 866358 |
| 2021/03/17 13:08:09 | Arenac | Serology | 446 | 29967 |
| 2021/03/17 13:08:09 | Arenac | Total | 13340 | 896325 |
| 2021/03/17 13:08:09 | Baraga | Diagnostic | 7559 | 920819 |
| 2021/03/17 13:08:09 | Baraga | Serology | 59 | 7187 |
| 2021/03/17 13:08:09 | Baraga | Total | 7618 | 928006 |
| 2021/03/17 13:08:09 | Barry | Diagnostic | 50204 | 815662 |
| 2021/03/17 13:08:09 | Barry | Serology | 1821 | 29586 |
| 2021/03/17 13:08:09 | Barry | Total | 52025 | 845248 |
| 2021/03/17 13:08:09 | Bay | Diagnostic | 108613 | 1053207 |
| 2021/03/17 13:08:09 | Bay | Serology | 6758 | 65531 |
| 2021/03/17 13:08:09 | Bay | Total | 115371 | 1118738 |
| 2021/03/17 13:08:09 | Benzie | Diagnostic | 11165 | 628448 |
| 2021/03/17 13:08:09 | Benzie | Serology | 712 | 40077 |
| 2021/03/17 13:08:09 | Benzie | Total | 11877 | 668524 |
| 2021/03/17 13:08:09 | Berrien | Diagnostic | 205964 | 1342651 |
| 2021/03/17 13:08:09 | Berrien | Serology | 5560 | 36245 |
| 2021/03/17 13:08:09 | Berrien | Total | 211524 | 1378896 |
| 2021/03/17 13:08:09 | Branch | Serology | 490 | 11260 |
| 2021/03/17 13:08:09 | Branch | Diagnostic | 35363 | 812625 |
| 2021/03/17 13:08:09 | Branch | Total | 35853 | 823885 |
| 2021/03/17 13:08:09 | Calhoun | Serology | 1741 | 12977 |
| 2021/03/17 13:08:09 | Calhoun | Diagnostic | 170682 | 1272237 |
| 2021/03/17 13:08:09 | Calhoun | Total | 172423 | 1285214 |
| 2021/03/17 13:08:09 | Cass | Serology | 684 | 13208 |
| 2021/03/17 13:08:09 | Cass | Diagnostic | 34612 | 668353 |
| 2021/03/17 13:08:09 | Cass | Total | 35296 | 681561 |
| 2021/03/17 13:08:09 | Charlevoix | Diagnostic | 20081 | 768121 |
| 2021/03/17 13:08:09 | Charlevoix | Serology | 1084 | 41464 |
| 2021/03/17 13:08:09 | Charlevoix | Total | 21165 | 809586 |
| 2021/03/17 13:08:09 | Cheboygan | Diagnostic | 13029 | 515469 |
| 2021/03/17 13:08:09 | Cheboygan | Serology | 543 | 21483 |

| | | | | |
|---------------------|----------------|------------|--------|---------|
| 2021/03/17 13:08:09 | Cheboygan | Total | 13572 | 536952 |
| 2021/03/17 13:08:09 | Chippewa | Diagnostic | 21051 | 563630 |
| 2021/03/17 13:08:09 | Chippewa | Serology | 296 | 7925 |
| 2021/03/17 13:08:09 | Chippewa | Total | 21347 | 571555 |
| 2021/03/17 13:08:09 | Clare | Serology | 920 | 29725 |
| 2021/03/17 13:08:09 | Clare | Diagnostic | 18308 | 591535 |
| 2021/03/17 13:08:09 | Clare | Total | 19228 | 621260 |
| 2021/03/17 13:08:09 | Clinton | Diagnostic | 50719 | 637213 |
| 2021/03/17 13:08:09 | Clinton | Serology | 3883 | 48784 |
| 2021/03/17 13:08:09 | Clinton | Total | 54602 | 685998 |
| 2021/03/17 13:08:09 | Correctional | Serology | 23877 | |
| 2021/03/17 13:08:09 | Correctional | Diagnostic | 641686 | |
| 2021/03/17 13:08:09 | Correctional | Total | 665563 | |
| 2021/03/17 13:08:09 | Crawford | Diagnostic | 8879 | 632903 |
| 2021/03/17 13:08:09 | Crawford | Serology | 348 | 24806 |
| 2021/03/17 13:08:09 | Crawford | Total | 9227 | 657709 |
| 2021/03/17 13:08:09 | Delta | Diagnostic | 35994 | 1005869 |
| 2021/03/17 13:08:09 | Delta | Serology | 786 | 21965 |
| 2021/03/17 13:08:09 | Delta | Total | 36780 | 1027834 |
| 2021/03/17 13:08:09 | Detroit City | Serology | 24954 | 38402 |
| 2021/03/17 13:08:09 | Detroit City | Diagnostic | 665916 | 1024795 |
| 2021/03/17 13:08:09 | Detroit City | Total | 690870 | 1063198 |
| 2021/03/17 13:08:09 | Dickinson | Diagnostic | 16678 | 660803 |
| 2021/03/17 13:08:09 | Dickinson | Serology | 163 | 6458 |
| 2021/03/17 13:08:09 | Dickinson | Total | 16841 | 667261 |
| 2021/03/17 13:08:09 | Eaton | Diagnostic | 107042 | 970744 |
| 2021/03/17 13:08:09 | Eaton | Serology | 5741 | 52064 |
| 2021/03/17 13:08:09 | Eaton | Total | 112783 | 1022808 |
| 2021/03/17 13:08:09 | Emmet | Serology | 1486 | 44471 |
| 2021/03/17 13:08:09 | Emmet | Diagnostic | 25883 | 774592 |
| 2021/03/17 13:08:09 | Emmet | Total | 27369 | 819063 |
| 2021/03/17 13:08:09 | Genesee | Serology | 18652 | 45962 |
| 2021/03/17 13:08:09 | Genesee | Diagnostic | 326573 | 804738 |
| 2021/03/17 13:08:09 | Genesee | Total | 345225 | 850700 |
| 2021/03/17 13:08:09 | Gladwin | Diagnostic | 16134 | 633974 |
| 2021/03/17 13:08:09 | Gladwin | Serology | 1101 | 43263 |
| 2021/03/17 13:08:09 | Gladwin | Total | 17235 | 677237 |
| 2021/03/17 13:08:09 | Gogebic | Serology | 258 | 18462 |
| 2021/03/17 13:08:09 | Gogebic | Diagnostic | 16811 | 1202934 |
| 2021/03/17 13:08:09 | Gogebic | Total | 17069 | 1221395 |
| 2021/03/17 13:08:09 | Grand Traverse | Serology | 6239 | 67023 |
| 2021/03/17 13:08:09 | Grand Traverse | Diagnostic | 76915 | 826261 |
| 2021/03/17 13:08:09 | Grand Traverse | Total | 83154 | 893284 |
| 2021/03/17 13:08:09 | Gratiot | Serology | 1050 | 25792 |
| 2021/03/17 13:08:09 | Gratiot | Diagnostic | 49114 | 1206406 |
| 2021/03/17 13:08:09 | Gratiot | Total | 50164 | 1232198 |
| 2021/03/17 13:08:09 | Hillsdale | Diagnostic | 39468 | 865431 |
| 2021/03/17 13:08:09 | Hillsdale | Serology | 920 | 20173 |
| 2021/03/17 13:08:09 | Hillsdale | Total | 40388 | 885605 |
| 2021/03/17 13:08:09 | Houghton | Diagnostic | 42224 | 1183275 |

| | | | | |
|---------------------|------------|------------|--------|---------|
| 2021/03/17 13:08:09 | Houghton | Serology | 258 | 7230 |
| 2021/03/17 13:08:09 | Houghton | Total | 42482 | 1190506 |
| 2021/03/17 13:08:09 | Huron | Serology | 669 | 21594 |
| 2021/03/17 13:08:09 | Huron | Diagnostic | 25792 | 832510 |
| 2021/03/17 13:08:09 | Huron | Total | 26461 | 854104 |
| 2021/03/17 13:08:09 | Ingham | Diagnostic | 291071 | 995434 |
| 2021/03/17 13:08:09 | Ingham | Serology | 18715 | 64003 |
| 2021/03/17 13:08:09 | Ingham | Total | 309786 | 1059438 |
| 2021/03/17 13:08:09 | Ionia | Serology | 2129 | 32907 |
| 2021/03/17 13:08:09 | Ionia | Diagnostic | 67083 | 1036880 |
| 2021/03/17 13:08:09 | Ionia | Total | 69212 | 1069787 |
| 2021/03/17 13:08:09 | Iosco | Diagnostic | 21053 | 837864 |
| 2021/03/17 13:08:09 | Iosco | Serology | 582 | 23162 |
| 2021/03/17 13:08:09 | Iosco | Total | 21635 | 861026 |
| 2021/03/17 13:08:09 | Iron | Serology | 124 | 11205 |
| 2021/03/17 13:08:09 | Iron | Diagnostic | 23472 | 2121092 |
| 2021/03/17 13:08:09 | Iron | Total | 23596 | 2132297 |
| 2021/03/17 13:08:09 | Isabella | Diagnostic | 48006 | 687056 |
| 2021/03/17 13:08:09 | Isabella | Serology | 1331 | 19049 |
| 2021/03/17 13:08:09 | Isabella | Total | 49337 | 706105 |
| 2021/03/17 13:08:09 | Jackson | Serology | 3443 | 21721 |
| 2021/03/17 13:08:09 | Jackson | Diagnostic | 186213 | 1174771 |
| 2021/03/17 13:08:09 | Jackson | Total | 189656 | 1196492 |
| 2021/03/17 13:08:09 | Kalamazoo | Diagnostic | 260506 | 982797 |
| 2021/03/17 13:08:09 | Kalamazoo | Serology | 6812 | 25699 |
| 2021/03/17 13:08:09 | Kalamazoo | Total | 267318 | 1008496 |
| 2021/03/17 13:08:09 | Kalkaska | Diagnostic | 14678 | 813727 |
| 2021/03/17 13:08:09 | Kalkaska | Serology | 707 | 39195 |
| 2021/03/17 13:08:09 | Kalkaska | Total | 15385 | 852922 |
| 2021/03/17 13:08:09 | Kent | Serology | 43888 | 66805 |
| 2021/03/17 13:08:09 | Kent | Diagnostic | 762470 | 1160612 |
| 2021/03/17 13:08:09 | Kent | Total | 806358 | 1227417 |
| 2021/03/17 13:08:09 | Keweenaw | Diagnostic | 1996 | 943289 |
| 2021/03/17 13:08:09 | Keweenaw | Serology | 31 | 14650 |
| 2021/03/17 13:08:09 | Keweenaw | Total | 2027 | 957940 |
| 2021/03/17 13:08:09 | Lake | Diagnostic | 9868 | 832532 |
| 2021/03/17 13:08:09 | Lake | Serology | 199 | 16789 |
| 2021/03/17 13:08:09 | Lake | Total | 10067 | 849321 |
| 2021/03/17 13:08:09 | Lapeer | Serology | 3125 | 35671 |
| 2021/03/17 13:08:09 | Lapeer | Diagnostic | 55580 | 634424 |
| 2021/03/17 13:08:09 | Lapeer | Total | 58705 | 670095 |
| 2021/03/17 13:08:09 | Leelanau | Diagnostic | 11155 | 512614 |
| 2021/03/17 13:08:09 | Leelanau | Serology | 964 | 44299 |
| 2021/03/17 13:08:09 | Leelanau | Total | 12119 | 556914 |
| 2021/03/17 13:08:09 | Lenawee | Diagnostic | 108909 | 1106225 |
| 2021/03/17 13:08:09 | Lenawee | Serology | 1918 | 19482 |
| 2021/03/17 13:08:09 | Lenawee | Total | 110827 | 1125707 |
| 2021/03/17 13:08:09 | Livingston | Serology | 7383 | 38454 |
| 2021/03/17 13:08:09 | Livingston | Diagnostic | 171603 | 893789 |
| 2021/03/17 13:08:09 | Livingston | Total | 178986 | 932243 |

| | | | | |
|---------------------|-------------|------------|---------|---------|
| 2021/03/17 13:08:09 | Luce | Diagnostic | 4525 | 726441 |
| 2021/03/17 13:08:09 | Luce | Serology | 37 | 5940 |
| 2021/03/17 13:08:09 | Luce | Total | 4562 | 732381 |
| 2021/03/17 13:08:09 | Mackinac | Diagnostic | 7200 | 666728 |
| 2021/03/17 13:08:09 | Mackinac | Serology | 120 | 11112 |
| 2021/03/17 13:08:09 | Mackinac | Total | 7320 | 677841 |
| 2021/03/17 13:08:09 | Macomb | Serology | 54483 | 62340 |
| 2021/03/17 13:08:09 | Macomb | Diagnostic | 730900 | 836297 |
| 2021/03/17 13:08:09 | Macomb | Total | 785383 | 898636 |
| 2021/03/17 13:08:09 | Manistee | Diagnostic | 16838 | 685642 |
| 2021/03/17 13:08:09 | Manistee | Serology | 911 | 37096 |
| 2021/03/17 13:08:09 | Manistee | Total | 17749 | 722738 |
| 2021/03/17 13:08:09 | Marquette | Diagnostic | 114107 | 1710775 |
| 2021/03/17 13:08:09 | Marquette | Serology | 1281 | 19206 |
| 2021/03/17 13:08:09 | Marquette | Total | 115388 | 1729981 |
| 2021/03/17 13:08:09 | Mason | Diagnostic | 28047 | 962359 |
| 2021/03/17 13:08:09 | Mason | Serology | 968 | 33214 |
| 2021/03/17 13:08:09 | Mason | Total | 29015 | 995574 |
| 2021/03/17 13:08:09 | Mecosta | Diagnostic | 33782 | 777438 |
| 2021/03/17 13:08:09 | Mecosta | Serology | 928 | 21356 |
| 2021/03/17 13:08:09 | Mecosta | Total | 34710 | 798794 |
| 2021/03/17 13:08:09 | Menominee | Diagnostic | 21656 | 950658 |
| 2021/03/17 13:08:09 | Menominee | Serology | 139 | 6102 |
| 2021/03/17 13:08:09 | Menominee | Total | 21795 | 956760 |
| 2021/03/17 13:08:09 | Midland | Serology | 6973 | 83854 |
| 2021/03/17 13:08:09 | Midland | Diagnostic | 54295 | 652929 |
| 2021/03/17 13:08:09 | Midland | Total | 61268 | 736784 |
| 2021/03/17 13:08:09 | Missaukee | Diagnostic | 8917 | 589827 |
| 2021/03/17 13:08:09 | Missaukee | Serology | 616 | 40746 |
| 2021/03/17 13:08:09 | Missaukee | Total | 9533 | 630573 |
| 2021/03/17 13:08:09 | Monroe | Serology | 5315 | 35316 |
| 2021/03/17 13:08:09 | Monroe | Diagnostic | 134382 | 892904 |
| 2021/03/17 13:08:09 | Monroe | Total | 139697 | 928219 |
| 2021/03/17 13:08:09 | Montcalm | Serology | 2208 | 34560 |
| 2021/03/17 13:08:09 | Montcalm | Diagnostic | 66574 | 1042042 |
| 2021/03/17 13:08:09 | Montcalm | Total | 68782 | 1076603 |
| 2021/03/17 13:08:09 | Montmorency | Diagnostic | 6292 | 674528 |
| 2021/03/17 13:08:09 | Montmorency | Serology | 376 | 40309 |
| 2021/03/17 13:08:09 | Montmorency | Total | 6668 | 714837 |
| 2021/03/17 13:08:09 | Muskegon | Serology | 3446 | 19854 |
| 2021/03/17 13:08:09 | Muskegon | Diagnostic | 179093 | 1031844 |
| 2021/03/17 13:08:09 | Muskegon | Total | 182539 | 1051698 |
| 2021/03/17 13:08:09 | Newaygo | Diagnostic | 37831 | 772376 |
| 2021/03/17 13:08:09 | Newaygo | Serology | 1597 | 32605 |
| 2021/03/17 13:08:09 | Newaygo | Total | 39428 | 804982 |
| 2021/03/17 13:08:09 | Oakland | Serology | 105728 | 84072 |
| 2021/03/17 13:08:09 | Oakland | Diagnostic | 1160953 | 923161 |
| 2021/03/17 13:08:09 | Oakland | Total | 1266681 | 1007234 |
| 2021/03/17 13:08:09 | Oceana | Serology | 834 | 31511 |
| 2021/03/17 13:08:09 | Oceana | Diagnostic | 30307 | 1145086 |

| | | | | |
|---------------------|--------------|------------|--------|---------|
| 2021/03/17 13:08:09 | Oceana | Total | 31141 | 1176597 |
| 2021/03/17 13:08:09 | Ogemaw | Diagnostic | 15794 | 752203 |
| 2021/03/17 13:08:09 | Ogemaw | Serology | 547 | 26051 |
| 2021/03/17 13:08:09 | Ogemaw | Total | 16341 | 778254 |
| 2021/03/17 13:08:09 | Ontonagon | Diagnostic | 6821 | 1192483 |
| 2021/03/17 13:08:09 | Ontonagon | Serology | 69 | 12063 |
| 2021/03/17 13:08:09 | Ontonagon | Total | 6890 | 1204545 |
| 2021/03/17 13:08:09 | Osceola | Diagnostic | 20510 | 874254 |
| 2021/03/17 13:08:09 | Osceola | Serology | 907 | 38662 |
| 2021/03/17 13:08:09 | Osceola | Total | 21417 | 912916 |
| 2021/03/17 13:08:09 | Oscoda | Diagnostic | 4705 | 570926 |
| 2021/03/17 13:08:09 | Oscoda | Serology | 297 | 36039 |
| 2021/03/17 13:08:09 | Oscoda | Total | 5002 | 606965 |
| 2021/03/17 13:08:09 | Otsego | Diagnostic | 17306 | 701557 |
| 2021/03/17 13:08:09 | Otsego | Serology | 900 | 36485 |
| 2021/03/17 13:08:09 | Otsego | Total | 18206 | 738041 |
| 2021/03/17 13:08:09 | Ottawa | Serology | 13659 | 46805 |
| 2021/03/17 13:08:09 | Ottawa | Diagnostic | 325121 | 1114077 |
| 2021/03/17 13:08:09 | Ottawa | Total | 338780 | 1160881 |
| 2021/03/17 13:08:09 | Presque Isle | Diagnostic | 8942 | 710133 |
| 2021/03/17 13:08:09 | Presque Isle | Serology | 494 | 39231 |
| 2021/03/17 13:08:09 | Presque Isle | Total | 9436 | 749365 |
| 2021/03/17 13:08:09 | Roscommon | Diagnostic | 16051 | 668263 |
| 2021/03/17 13:08:09 | Roscommon | Serology | 659 | 27437 |
| 2021/03/17 13:08:09 | Roscommon | Total | 16710 | 695699 |
| 2021/03/17 13:08:09 | Saginaw | Diagnostic | 216179 | 1134566 |
| 2021/03/17 13:08:09 | Saginaw | Serology | 8827 | 46326 |
| 2021/03/17 13:08:09 | Saginaw | Total | 225006 | 1180892 |
| 2021/03/17 13:08:09 | Sanilac | Diagnostic | 44520 | 1081370 |
| 2021/03/17 13:08:09 | Sanilac | Serology | 1189 | 28880 |
| 2021/03/17 13:08:09 | Sanilac | Total | 45709 | 1110250 |
| 2021/03/17 13:08:09 | Schoolcraft | Diagnostic | 5734 | 708426 |
| 2021/03/17 13:08:09 | Schoolcraft | Serology | 63 | 7784 |
| 2021/03/17 13:08:09 | Schoolcraft | Total | 5797 | 716210 |
| 2021/03/17 13:08:09 | Shiawassee | Serology | 2377 | 34893 |
| 2021/03/17 13:08:09 | Shiawassee | Diagnostic | 57184 | 839435 |
| 2021/03/17 13:08:09 | Shiawassee | Total | 59561 | 874328 |
| 2021/03/17 13:08:09 | St Clair | Serology | 7386 | 46415 |
| 2021/03/17 13:08:09 | St Clair | Diagnostic | 116130 | 729790 |
| 2021/03/17 13:08:09 | St Clair | Total | 123516 | 776205 |
| 2021/03/17 13:08:09 | St Joseph | Diagnostic | 50873 | 834476 |
| 2021/03/17 13:08:09 | St Joseph | Serology | 1501 | 24621 |
| 2021/03/17 13:08:09 | St Joseph | Total | 52374 | 859097 |
| 2021/03/17 13:08:09 | Tuscola | Diagnostic | 52509 | 1005053 |
| 2021/03/17 13:08:09 | Tuscola | Serology | 1995 | 38185 |
| 2021/03/17 13:08:09 | Tuscola | Total | 54504 | 1043239 |
| 2021/03/17 13:08:09 | Unknown | Serology | 24285 | |
| 2021/03/17 13:08:09 | Unknown | Diagnostic | 505763 | |
| 2021/03/17 13:08:09 | Unknown | Total | 530048 | |
| 2021/03/17 13:08:09 | Van Buren | Serology | 1683 | 22239 |

| | | | | |
|---------------------|-----------|------------|---------|---------|
| 2021/03/17 13:08:09 | Van Buren | Diagnostic | 82662 | 1092300 |
| 2021/03/17 13:08:09 | Van Buren | Total | 84345 | 1114539 |
| 2021/03/17 13:08:09 | Washtenaw | Serology | 16586 | 45120 |
| 2021/03/17 13:08:09 | Washtenaw | Diagnostic | 568536 | 1546612 |
| 2021/03/17 13:08:09 | Washtenaw | Total | 585122 | 1591731 |
| 2021/03/17 13:08:09 | Wayne | Serology | 71007 | 64329 |
| 2021/03/17 13:08:09 | Wayne | Diagnostic | 1155359 | 1046699 |
| 2021/03/17 13:08:09 | Wayne | Total | 1226366 | 1111028 |
| 2021/03/17 13:08:09 | Wexford | Diagnostic | 24694 | 734263 |
| 2021/03/17 13:08:09 | Wexford | Serology | 1185 | 35235 |
| 2021/03/17 13:08:09 | Wexford | Total | 25879 | 769498 |

PUBLIC USE DATASETS

Diagnostic Tests by Result and County

README

Data include diagnostic tests for COVID-19 by date and county.

Diagnostic tests are used to find current infection and look for genes or proteins from the severe acute respiratory syndrome coronavirus 2 (SARS-CoV-2), the virus that causes COVID-19. These tests, which are performed as nasal swabs, include: Nucleic acid amplification test/real-time polymerase chain reaction (NAAT/RT-PCR) test and rapid virus antigen detection point of care (POC) tests.

Correctional includes state and federal prisons and county and city detention facilities.

Testing data represents total tests performed, not individuals tested. A single individual may have more than one test completed.

The total number of positive tests may exceed the number of confirmed cases due to 1) a single individual may have more than one test performed; 2) MDHHS may receive data on positive tests in advance of a local health department classifying an individual as a confirmed or probable case, and 3) although efforts have been made to de-duplicate testing data, some duplication may occur.

DIAGNOSTIC TESTS BY RESULT AND COUNTY 2021-03-17

| MessageDate | COUNTY | Negative | Positive | Total |
|-------------|----------------|----------|----------|-------|
| 3/16/2021 | Alcona | 7 | 0 | 7 |
| 3/16/2021 | Alger | 13 | 1 | 14 |
| 3/16/2021 | Allegan | 310 | 24 | 334 |
| 3/16/2021 | Alpena | 13 | 2 | 15 |
| 3/16/2021 | Antrim | 33 | 1 | 34 |
| 3/16/2021 | Arenac | 28 | 0 | 28 |
| 3/16/2021 | Baraga | 8 | 0 | 8 |
| 3/16/2021 | Barry | 119 | 9 | 128 |
| 3/16/2021 | Bay | 535 | 21 | 556 |
| 3/16/2021 | Benzie | 26 | 1 | 27 |
| 3/16/2021 | Berrien | 676 | 52 | 728 |
| 3/16/2021 | Branch | 101 | 8 | 109 |
| 3/16/2021 | Calhoun | 625 | 53 | 678 |
| 3/16/2021 | Cass | 78 | 9 | 87 |
| 3/16/2021 | Charlevoix | 42 | 1 | 43 |
| 3/16/2021 | Cheboygan | 26 | 3 | 29 |
| 3/16/2021 | Chippewa | 26 | 1 | 27 |
| 3/16/2021 | Clare | 53 | 3 | 56 |
| 3/16/2021 | Clinton | 147 | 8 | 155 |
| 3/16/2021 | Correctional | 3158 | 14 | 3172 |
| 3/16/2021 | Crawford | 20 | 0 | 20 |
| 3/16/2021 | Delta | 77 | 3 | 80 |
| 3/16/2021 | Detroit City | 1747 | 118 | 1865 |
| 3/16/2021 | Dickinson | 117 | 1 | 118 |
| 3/16/2021 | Eaton | 284 | 27 | 311 |
| 3/16/2021 | Emmet | 36 | 2 | 38 |
| 3/16/2021 | Genesee | 802 | 70 | 872 |
| 3/16/2021 | Gladwin | 51 | 5 | 56 |
| 3/16/2021 | Gogebic | 69 | 2 | 71 |
| 3/16/2021 | Grand Traverse | 190 | 4 | 194 |
| 3/16/2021 | Gratiot | 132 | 3 | 135 |
| 3/16/2021 | Hillsdale | 79 | 17 | 96 |
| 3/16/2021 | Houghton | 36 | 2 | 38 |
| 3/16/2021 | Huron | 92 | 22 | 114 |
| 3/16/2021 | Ingham | 717 | 54 | 771 |
| 3/16/2021 | Ionia | 315 | 6 | 321 |
| 3/16/2021 | Iosco | 23 | 2 | 25 |
| 3/16/2021 | Iron | 30 | 0 | 30 |
| 3/16/2021 | Isabella | 190 | 8 | 198 |
| 3/16/2021 | Jackson | 718 | 38 | 756 |
| 3/16/2021 | Kalamazoo | 777 | 73 | 850 |
| 3/16/2021 | Kalkaska | 38 | 2 | 40 |
| 3/16/2021 | Kent | 2499 | 143 | 2642 |
| 3/16/2021 | Keweenaw | 5 | 2 | 7 |
| 3/16/2021 | Lake | 22 | 2 | 24 |
| 3/16/2021 | Lapeer | 201 | 25 | 226 |
| 3/16/2021 | Leelanau | 14 | 0 | 14 |

| | | | | |
|-----------|--------------|------|-----|------|
| 3/16/2021 | Lenawee | 471 | 18 | 489 |
| 3/16/2021 | Livingston | 493 | 30 | 523 |
| 3/16/2021 | Luce | 2 | 0 | 2 |
| 3/16/2021 | Mackinac | 11 | 0 | 11 |
| 3/16/2021 | Macomb | 2045 | 277 | 2322 |
| 3/16/2021 | Manistee | 40 | 0 | 40 |
| 3/16/2021 | Marquette | 549 | 10 | 559 |
| 3/16/2021 | Mason | 51 | 4 | 55 |
| 3/16/2021 | Mecosta | 112 | 10 | 122 |
| 3/16/2021 | Menominee | 47 | 2 | 49 |
| 3/16/2021 | Midland | 149 | 7 | 156 |
| 3/16/2021 | Missaukee | 24 | 4 | 28 |
| 3/16/2021 | Monroe | 370 | 36 | 406 |
| 3/16/2021 | Montcalm | 306 | 12 | 318 |
| 3/16/2021 | Montmorency | 23 | 0 | 23 |
| 3/16/2021 | Muskegon | 508 | 20 | 528 |
| 3/16/2021 | Newaygo | 109 | 7 | 116 |
| 3/16/2021 | Oakland | 3343 | 267 | 3610 |
| 3/16/2021 | Oceana | 78 | 6 | 84 |
| 3/16/2021 | Ogemaw | 79 | 1 | 80 |
| 3/16/2021 | Ontonagon | 19 | 0 | 19 |
| 3/16/2021 | Osceola | 66 | 5 | 71 |
| 3/16/2021 | Oscoda | 8 | 2 | 10 |
| 3/16/2021 | Otsego | 57 | 3 | 60 |
| 3/16/2021 | Ottawa | 998 | 87 | 1085 |
| 3/16/2021 | Presque Isle | 14 | 0 | 14 |
| 3/16/2021 | Roscommon | 43 | 5 | 48 |
| 3/16/2021 | Saginaw | 531 | 38 | 569 |
| 3/16/2021 | Sanilac | 106 | 12 | 118 |
| 3/16/2021 | Schoolcraft | 12 | 1 | 13 |
| 3/16/2021 | Shiawassee | 193 | 11 | 204 |
| 3/16/2021 | St Clair | 398 | 39 | 437 |
| 3/16/2021 | St Joseph | 105 | 14 | 119 |
| 3/16/2021 | Tuscola | 123 | 26 | 149 |
| 3/16/2021 | Unknown | 939 | 44 | 983 |
| 3/16/2021 | Van Buren | 237 | 13 | 250 |
| 3/16/2021 | Washtenaw | 2377 | 59 | 2436 |
| 3/16/2021 | Wayne | 3459 | 360 | 3819 |
| 3/16/2021 | Wexford | 53 | 12 | 65 |