



Western Michigan University
ScholarWorks at WMU

Cumulative Michigan COVID-19 Data

Michigan COVID-19 State Data

3-20-2021

2021-03-20_MichiganOverview_COVIDstats

Michigan Department of Health & Human Services

Follow this and additional works at: <https://scholarworks.wmich.edu/michigan-covid-data-state-cumulative>



Part of the Public Health Commons

WMU ScholarWorks Citation

Michigan Department of Health & Human Services, "2021-03-20_MichiganOverview_COVIDstats" (2021).
Cumulative Michigan COVID-19 Data. 335.

<https://scholarworks.wmich.edu/michigan-covid-data-state-cumulative/335>

This Website is brought to you for free and open access
by the Michigan COVID-19 State Data at ScholarWorks at
WMU. It has been accepted for inclusion in Cumulative
Michigan COVID-19 Data by an authorized administrator
of ScholarWorks at WMU. For more information, please
contact wmu-scholarworks@wmich.edu.



Coronavirus

MI SAFE START

CONTAIN COVID

RESOURCES

PRESS RELEASES

DONATE

VIDEO UPDATES

CORONAVIRUS / MICHIGAN DATA

Michigan Data

Hospitals

Long Term
Care Facilities

Coronavirus
Symptoms

Cumulative
Recovered

Outbreak
Reporting

School-Related
Outbreak
Reporting

Wastewater
Surveillance

Testing
Turnaround
Time

MIS-C Data
and Reporting

Data and
Modeling
Updates

Note on deaths (03/20/21): Regular reviews of death certificate data maintained in Vital Records reporting systems are conducted by MDHHS staff three times per week. As a part of this process, records that identify COVID-19 infection as a contributing factor to death are compared against all laboratory confirmed cases of COVID-19 in the Michigan Disease Surveillance System (MDSS). If a death certificate is matched to a confirmed COVID-19 case and that record in the MDSS does not indicate the individual died, the MDSS record is updated to indicate the death and the appropriate local health department is notified. These matched deaths are then included with mortality information posted to the Michigan Coronavirus website. As a result of the most recent assessment, today's data includes **39** additional deaths identified by this methodology.

The State of Michigan is working around the clock to test and treat COVID-19 patients. Below is the most recent data healthcare experts across the state have compiled. It is updated Monday - Saturday.

CURRENT STATUS

DAILY CASES

CUMULATIVE TRENDS

DEMOGRAPHICS

TOTAL TESTING

DIAGNOSTIC TESTING

LEARN MORE

View Cases

View Deaths

View Table

Select Preparedness Region:

All

Select County:

All

This report is provisional and subject to change. City of Detroit and Wayne County are reported separately. MDHHS began tracking probable cases April 5, 2020. FCI indicates federal correctional institute. MDOC indicates Michigan Department of Corrections. Diagnostic tests, including nucleic acid amplification/real-time polymerase chain reaction (NAAT/RT-PCR) and rapid virus antigen detection point of care (POC) tests, look for current infection. Serology (antibody) tests are used to look for the possibility of previous infection.

Source: Michigan Disease Surveillance System (MDSS) and Vital Records.

COVID-19 Cases by County

Confirmed cases include individuals with a positive diagnostic test for COVID-19. Probable cases include individuals with COVID-19 symptoms and an epidemiologic link to confirmed COVID-19, but no diagnostic test.

Cases by County

17-464

465-2559

2560-12151

12152-80479

80480+

Michigan

Saturday, March 20, 2021

Michigan (Statewide) Case Fatality Rate

2.5%

Current Totals

Case Status	Cases	Deaths
Confirmed	624,811	15,897
Probable	66,259	1,009
Total	691,070	16,906

Laboratory Testing

Test Type	Tests Performed
Diagnostic	11,104,442
Serology	552,942
Total	11,657,384

Microsoft Power BI

< 1 of 7 >

Have questions?
Chat with Robin

Cases by Hispanic/Latino Ethnicity

https://www.michigan.gov/coronavirus/0,9753,7-406-98163_98173---,00.html

1/2

PUBLIC USE DATASETS 03/20/2021

(Downloadable .xlsx files)

Cases and Deaths by County

Cases and Deaths by County by Date of Onset of Symptoms and Date of Death

Cases by Demographics Statewide

COVID-19 Tests by County

Diagnostic Tests by Result and County

Hispanic/Latino Ethnicity	Percentage of Overall Cases by Ethnicity	Percentage of Deceased Cases by Ethnicity
Hispanic/Latino	5.61%	3.08%
Non-Hispanic Latino	70.81%	84.29%
Unknown	23.58%	12.63%

Totals may not add to 100% due to rounding

Cases by Arab Ethnicity

Arab Ethnicity	Percentage of Overall Cases by Ethnicity	Percentage of Deceased Cases by Ethnicity
Arab	2.96%	1.75%
Non-Arab	52.71%	55.90%
Unknown	44.33%	42.35%

Totals may not add to 100% due to rounding



MICHIGAN.GOV HOME
ADA
MICHIGAN NEWS
POLICIES

COPYRIGHT 2021 STATE OF MICHIGAN

Cumulative Total of Recovered COVID-19 Cases

Cumulative Total of Recovered COVID-19 Cases (as of 03/19/2021): **562,775**

During this response, MDHHS is reviewing vital records statistics to identify any laboratory confirmed COVID-19 cases who are 30 days out from their onset of illness to represent recovery status. As the pandemic continues to impact Michigan, this pool will expand to include more cases. Recovered is defined as the number of persons with a confirmed COVID-19 diagnosis who are alive 30 days post-onset (or referral date if onset is not available). The number of persons recovered on March 19, 2021 represents COVID-19 confirmed individuals with an onset date on or prior to February 17, 2021. If an individual dies from a COVID-related cause >30 days from onset/referral, they are removed from the number of persons recovered. These numbers will be updated every Saturday.

Source: Michigan Disease Surveillance System and Vital Records



Have questions?
Chat with Robin

[View Cases](#)[View Deaths](#)[View Table](#)

Select Preparedness Region:

All



Select County:

All



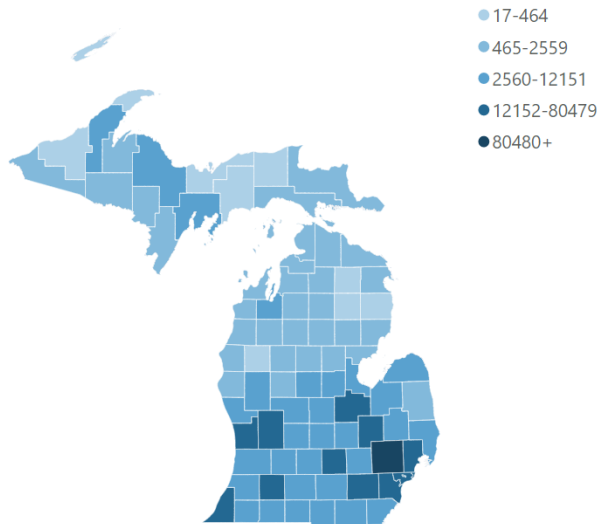
This report is provisional and subject to change. City of Detroit and Wayne County are reported separately. MDHHS began tracking probable cases April 5, 2020. FCI indicates federal correctional institute. MDOC indicates Michigan Department of Corrections. Diagnostic tests, including nucleic acid amplification/real-time polymerase chain reaction (NAAT/RT-PCR) and rapid virus antigen detection point of care (POC) tests, look for current infection. Serology (antibody) tests are used to look for the possibility of previous infection.

Source: Michigan Disease Surveillance System (MDSS) and Vital Records.

COVID-19 Cases by County

Confirmed cases include individuals with a positive diagnostic test for COVID-19. Probable cases include individuals with COVID-19 symptoms and an epidemiologic link to confirmed COVID-19, but no diagnostic test.

Cases by County



Michigan

Saturday, March 20, 2021

Michigan (Statewide) Case Fatality Rate

2.5%

Current Totals

Case Status	Cases	Deaths
Confirmed	624,811	15,897
Probable	66,259	1,009
Total	691,070	16,906

Laboratory Testing

Test Type	Tests Performed
Diagnostic	11,104,442
Serology	552,942
Total	11,657,384

[View Cases](#)[View Deaths](#)[View Table](#)

Select Preparedness Region:

All

Select County:

All

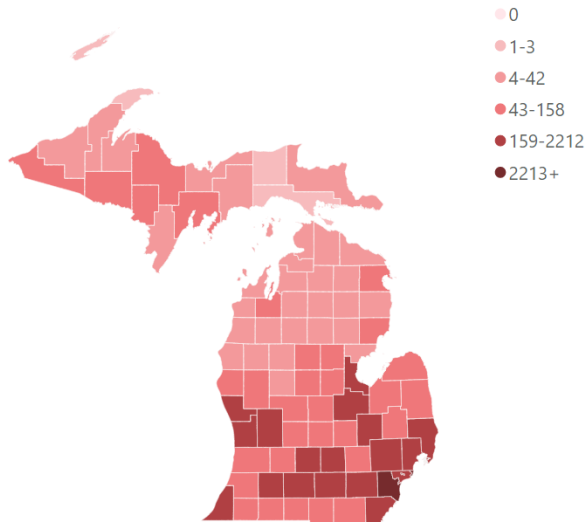
This report is provisional and subject to change. City of Detroit and Wayne County are reported separately. MDHHS began tracking probable cases April 5, 2020. FCI indicates federal correctional institute. MDOC indicates Michigan Department of Corrections. Diagnostic tests, including nucleic acid amplification/real-time polymerase chain reaction (NAAT/RT-PCR) and rapid virus antigen detection point of care (POC) tests, look for current infection. Serology (antibody) tests are used to look for the possibility of previous infection.

Source: Michigan Disease Surveillance System (MDSS) and Vital Records.

COVID-19 Deaths by County

Confirmed deaths include individuals who had a confirmed COVID-19 infection and are classified as deceased by the case investigation, have COVID-19 indicated as a cause of death on their death certificate, or who die within 30 days of infection and their manner of death is listed as natural. Probable deaths include individuals who have COVID indicated on their death certificate, but have not had a positive diagnostic test.

Deaths by County



Michigan

Saturday, March 20, 2021

Michigan (Statewide) Case Fatality Rate

2.5%

Current Totals

Case Status	Cases	Deaths
Confirmed	624,811	15,897
Probable	66,259	1,009
Total	691,070	16,906

Laboratory Testing

Test Type	Tests Performed
Diagnostic	11,104,442
Serology	552,942
Total	11,657,384

Confirmed Cases

Deaths

View Table

Select Preparedness Region:

All

Select County:

All

Cases are shown by onset date or by lab specimen collection date if onset date was unavailable. Deaths are shown by date of death or date of last status update if date of death was unavailable. Tracking of probable cases and deaths did not begin until April 5, 2020, therefore only probable cases referred for investigation on or after April 5, 2020 are displayed (onset may have been prior).

Notes: FCI indicates federal correctional institute. MDOC indicates Michigan Department of Corrections.

Daily Cases by Status

The number of daily confirmed cases represent the total number of people who had a positive diagnostic test for COVID-19 by the date of the onset of their symptoms.

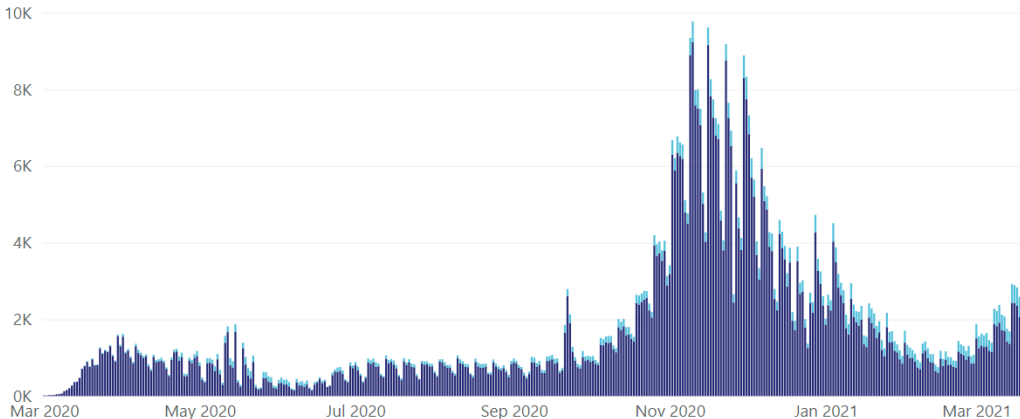
Filter by Date:

3/1/2020

3/20/2021

Cases by Date of Onset

Case Status ● Confirmed ● Probable



Confirmed Cases

Deaths

View Table

Select Preparedness Region:

All

Select County:

All

Cases are shown by onset date or by lab specimen collection date if onset date was unavailable. Deaths are shown by date of death or date of last status update if date of death was unavailable. Tracking of probable cases and deaths did not begin until April 5, 2020, therefore only probable cases referred for investigation on or after April 5, 2020 are displayed (onset may have been prior).

Notes: FCI indicates federal correctional institute. MDOC indicates Michigan Department of Corrections.

Daily Deaths by Status

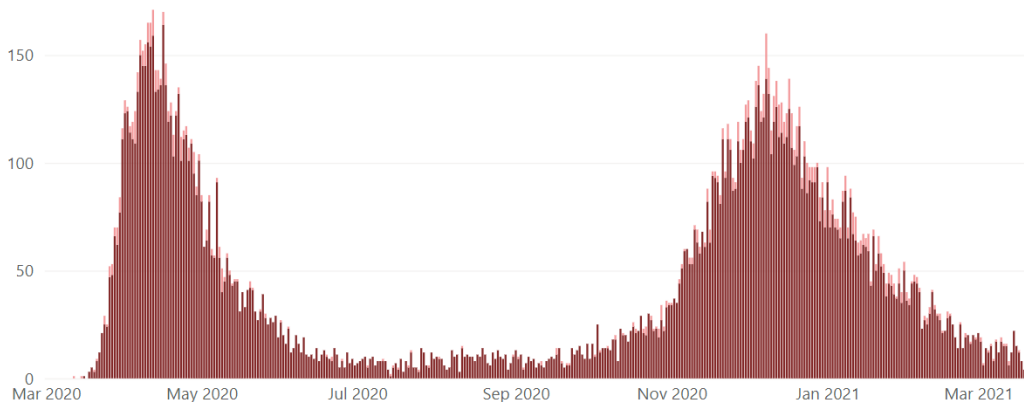
Confirmed deaths include individuals who had a confirmed COVID-19 infection and are classified as deceased by the case investigation, have COVID-19 indicated as a cause of death on their death certificate, or who die within 30 days of infection and their manner of death is listed as natural. Data are shown by the date of death.

Filter by Date:

3/1/2020

3/20/2021

Deaths by Date of Death

Case Status ● Confirmed ● Probable

View Table

View Chart

Select Preparedness Region:

All

Select County:

All

Cases are shown by onset date or by lab specimen collection date if onset date was unavailable. Deaths are shown by date of death or date of last status update if date of death was unavailable. Tracking of probable cases and deaths did not begin until April 5, 2020, therefore these data are not displayed by date.

Notes: FCI indicates federal correctional institute. MDOC indicates Michigan Department of Corrections.

Cumulative Confirmed Cases and Deaths among Confirmed Cases

Cumulative cases represent the total number of people who had a positive diagnostic test for COVID-19. Cases are shown by the date of onset of symptoms. Cumulative Deaths represent the total number of people who had a confirmed COVID-19 infection and are classified as deceased by the case investigation, have COVID-19 indicated as a cause of death on their death certificate, or who die within 30 days of infection and their manner of death is listed as natural. Deaths are shown by date of death.

Filter By Date:

3/1/2020

3/20/2021

Cumulative Confirmed Cases and Deaths among Confirmed Cases by Date

● Confirmed Cases ● Deaths

0.7M

0.6M

0.5M

0.4M

0.3M

0.2M

0.1M

0.0M

Mar 2020

May 2020

Jul 2020

Sep 2020

Nov 2020

Jan 2021

Mar 2021

Cases by Demographic Characteristics

Data are suppressed when the number of cases is five or below to protect the confidentiality of individuals. The sum of the cases for individual categories may be fewer than the total number of cases due to data suppression. Rates are not calculated for multiple races, other, and unknown race categories due to the unavailability of an appropriate denominator.

Cases

Deaths

Select case status:

- ☒ Confirmed
☐ Probable

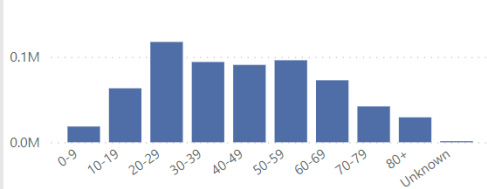
Select Preparedness Region:

All

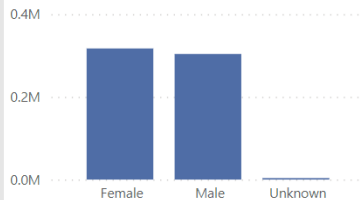
Select county:

All

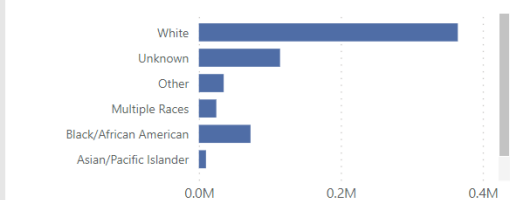
Cases by Age Group



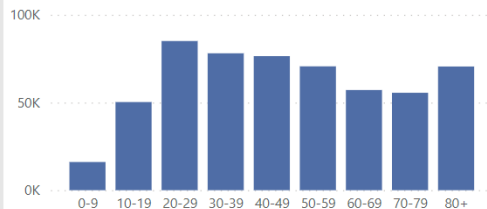
Cases by Sex



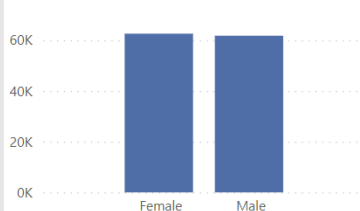
Cases by Race



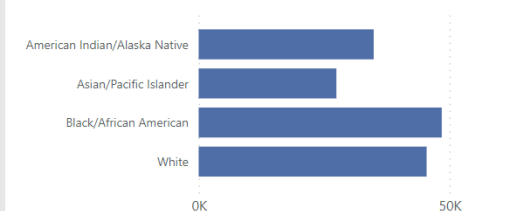
Cases per Million by Age Group



Cases per Million by Sex



Cases per Million by Race



Cases by Demographic Characteristics

Data are suppressed when the number of cases is five or below to protect the confidentiality of individuals. The sum of the cases for individual categories may be fewer than the total number of cases due to data suppression. Rates are not calculated for multiple races, other, and unknown race categories due to the unavailability of an appropriate denominator.

Cases

Deaths

Select case status:

- ☐ Confirmed
☒ Probable

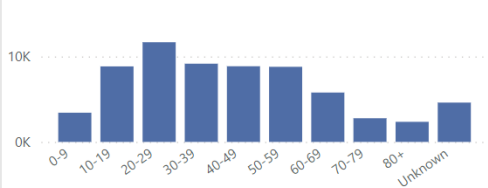
Select Preparedness Region:

All

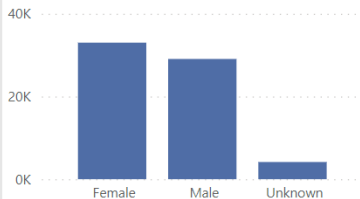
Select county:

All

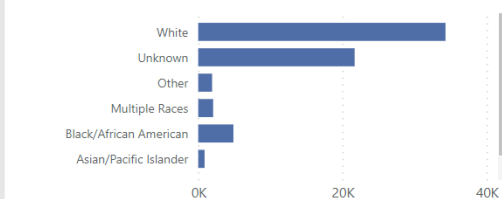
Cases by Age Group



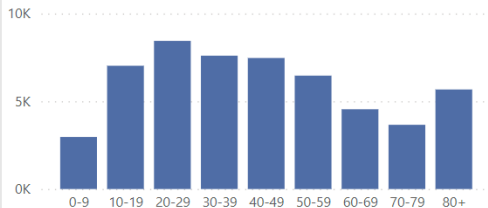
Cases by Sex



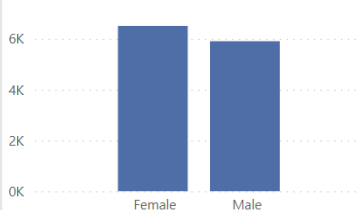
Cases by Race



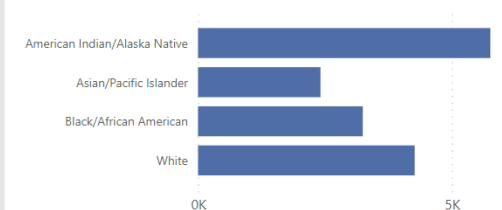
Cases per Million by Age Group



Cases per Million by Sex



Cases per Million by Race



Deaths by Demographic Characteristics

Data are suppressed when the number of deaths is five or below to protect the confidentiality of individuals. The sum of the deaths for individual categories may be fewer than the total number of deaths due to data suppression. Rates are not calculated for multiple races, other, and unknown race categories due to the unavailability of an appropriate denominator.

Cases

Deaths

Select case status:

- ☒ Confirmed
☐ Probable

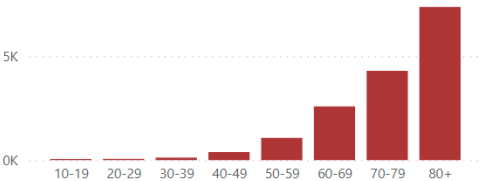
Select Preparedness Region:

All

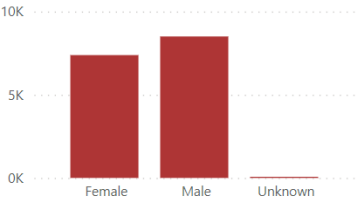
Select county:

All

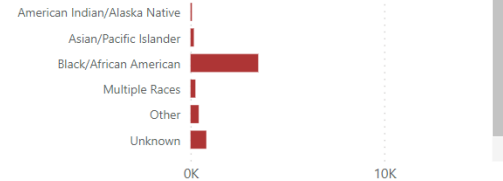
Deaths by Age Group



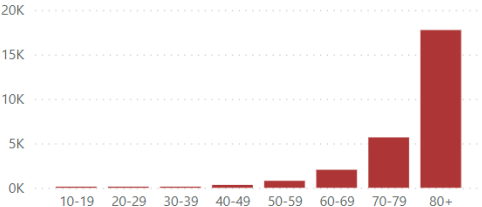
Deaths by Sex



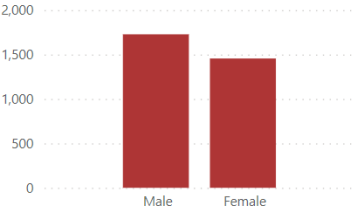
Deaths by Race



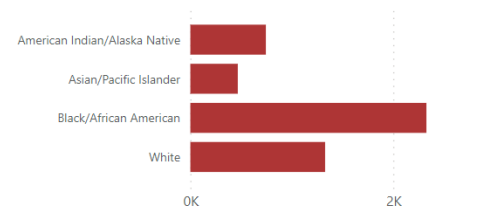
Deaths per Million by Age Group



Deaths per Million by Sex



Deaths per Million by Race



Deaths by Demographic Characteristics

Data are suppressed when the number of deaths is five or below to protect the confidentiality of individuals. The sum of the deaths for individual categories may be fewer than the total number of deaths due to data suppression. Rates are not calculated for multiple races, other, and unknown race categories due to the unavailability of an appropriate denominator.

Cases

Deaths

Select case status:

- ☐ Confirmed
☒ Probable

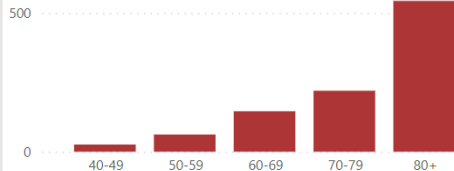
Select Preparedness Region:

All

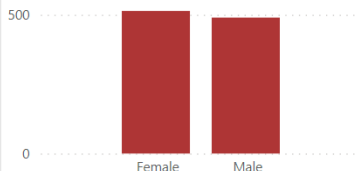
Select county:

All

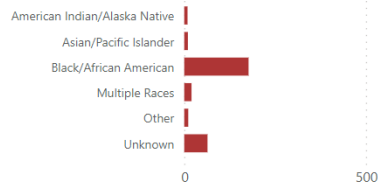
Deaths by Age Group



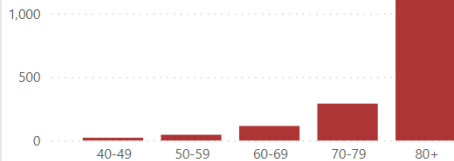
Deaths by Sex



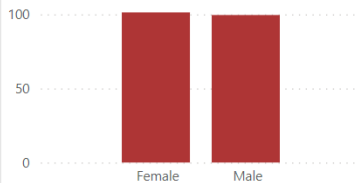
Deaths by Race



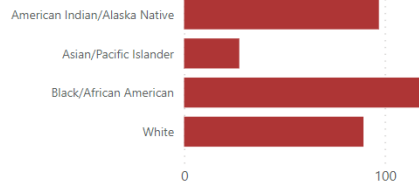
Deaths per Million by Age Group



Deaths per Million by Sex



Deaths per Million by Race



[View Table](#)[View Charts](#)

Select Preparedness Region:

All

Select County:

All

Diagnostic tests are used to find current infection and look for genes or proteins from the severe acute respiratory syndrome coronavirus 2 (SARS-CoV-2), the virus that causes COVID-19. These tests, which are performed as nasal swabs, include: Nucleic acid amplification test/real-time polymerase chain reaction (NAAT/RT-PCR) test and rapid virus antigen detection point of care (POC) tests.

Serology tests are used to look for the possibility of previous infection. Serology tests look for antibodies to SARS-CoV-2 in the blood. There are currently two types of serology tests: the enzyme-linked immunosorbent assay (ELISA) test and the rapid antibody detection POC test. Serology tests do not diagnose disease and do not guarantee immunity, but might provide information about previous infection.

Total Covid-19 Laboratory Tests

Total testing includes both diagnostic tests which are used to determine if an individual currently has COVID-19 and serology testing which is used to determine if a person has antibodies to Covid-19.

Filter by Date:

3/10/2020

3/19/2021

Total Laboratory Tests by Type and Date

Test Type ● Diagnostic ● Serology

100K

50K

0K

May 2020

Jul 2020

Sep 2020

Nov 2020

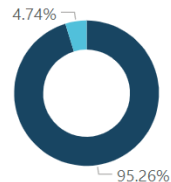
Jan 2021

Mar 2021

Total Tests Completed to Date

Test Type	Count	Tests per Million Residents
Diagnostic	11,104,442	1,111,430
Serology	552,942	55,343
Total	11,657,384	1,166,773

Percent of Tests Completed by Type



Test Type

● Diagnostic

● Serology

[View Table](#)[View Charts](#)

Select Preparedness Region

All



Select County

All



Diagnostic tests are used to find current infection and look for genes or proteins from the severe acute respiratory syndrome coronavirus 2 (SARS-CoV-2), the virus that causes COVID-19. These tests, which are performed as nasal swabs, include: Nucleic acid amplification test/real-time polymerase chain reaction (NAAT/RT-PCR) test and rapid virus antigen detection point of care (POC) tests. Diagnostic tests do not include serology tests which look for antibodies to SARS-Cov-2 in the blood.

Diagnostic Covid-19 Laboratory Tests

Diagnostic tests are used to determine if an individual is currently infected with Covid-19.

Filter by Date

3/10/2020

3/19/2021

Total Laboratory Tests by Type and Date

Test Type ● Negative ● Positive

100K

50K

0K

May 2020

Jul 2020

Sep 2020

Nov 2020

Jan 2021

Mar 2021

Percent of Diagnostic Tests That Were Positive

60%

40%

20%

0%

May 2020

Jul 2020

Sep 2020

Nov 2020

Jan 2021

Mar 2021

Where does the data come from?

The State of Michigan COVID-19 Dashboard displays the most recent provisional data reported to the Michigan Department of Health and Humans Services (MDHHS) about cases in Michigan by selected demographics and county of residence (City of Detroit and Wayne County are reported separately). Data are reported to MDHHS via the [Michigan Disease Surveillance System \(MDSS\)](#). Provisional Death data are provided by the MDHHS Division for [Vital Records & Health Statistics](#).

How does MDHHS classify confirmed and probable cases?

Confirmed cases only include individuals who have had a positive diagnostic laboratory test for COVID-19. Probable cases include individuals who have symptoms consistent with COVID-19 and an epidemiologic link to a confirmed case or a positive serology (antibody) test, but do not have a positive diagnostic laboratory test for COVID-19 and individuals with a positive serology (antibody) test for COVID-19 and an epidemiologic link to a confirmed case.

How does MDHHS classify confirmed and probable deaths?

Confirmed deaths include individuals who meet one or more of the following conditions: 1) Have been identified as a confirmed case and classified as deceased as a result of a case investigation in the Michigan Disease Surveillance System (MDSS). MDSS is the database used by state and local health department to monitor reportable diseases like COVID-19; 2) have been identified as a confirmed case in MDSS had have a death certificate with COVID-19 listed as a cause of death; 3) have been identified as a confirmed case in MDSS and die within 30 days of onset of COVID-19 infection and have a death certificate which classifies their manner death as 'natural'. Probable deaths include individuals who have COVID indicated as a cause of death on their death certificate but have not had a positive diagnostic laboratory test.

Why do the number of probable cases fluctuate?

The number of probable cases can change daily based on the investigation efforts of the health department. When a probable case is first reported, local and/or state health department staff investigate to determine if the person meets the case definition of probable. As additional information is gathered, the case could be re-classified to confirmed, remain as probable, or be determined as not a case.

Why do data in the demographics tab not sum to the total number of cases for a county or region?

Data are not shown whenever the number of cases for a particular demographic category is fewer than six to protect the confidentiality of individuals. Rates are not calculated for other, multiple, and unknown race because an appropriate population denominator is not available for these categories at the county level.

Where can I get more information about COVID-19?

Visit <https://www.michigan.gov/coronavirus> to find information on resources and assistance, answers to frequently asked questions, and the latest updates on Michigan's response to COVID-19. For COVID-19 updates from CDC visit <https://www.cdc.gov/coronavirus/2019-ncov>.

PUBLIC USE DATASETS

Cases and Deaths by County

README

Includes total cases and deaths to date by case status (confirmed or probable) and county. County is based on the county of residence.

Confirmed cases only include individuals who have had a positive diagnostic laboratory test for COVID-19.

Probable cases include individuals who have symptoms consistent with COVID-19 and an epidemiologic link to a confirmed case or a positive serology (antibody) test, but do not have a positive diagnostic laboratory test for COVID-19 and individuals with a positive serology (antibody) test for COVID-19 and an epidemiologic link to a confirmed case.

Confirmed deaths include individuals who meet one or more of the following conditions: 1) Have been identified as a confirmed case and classified as deceased as a result of a case investigation in the Michigan Disease Surveillance System (MDSS). MDSS is the database used by state and local health department to monitor reportable diseases like COVID-19; 2) have been identified as a confirmed case in MDSS had have a death certificate with COVID-19 listed as a cause of death; 3) have been identified as a confirmed case in MDSS and die within 30 days of onset of COVID-19 infection and have a death certificate which classifies their manner death as 'natural'.

Probable deaths include individuals who have COVID indicated as a cause of death on their death certificate but have not had a positive diagnostic laboratory test.

The number of probable cases can change daily based on information obtained through the health department investigation. Probable cases can be re-classified as a confirmed case or determined to not be a case.

CASES AND DEATHS BY COUNTY 2021-03-20

Updated	COUNTY	ConfirmedCases	ConfirmedDeaths	ProbableCases	ProbableDeaths
2021/03/20 14:25:59	Alcona	363	20	80	5
2021/03/20 14:25:59	Alger	282	1	159	4
2021/03/20 14:25:59	Allegan	6948	95	804	23
2021/03/20 14:25:59	Alpena	1284	47	249	1
2021/03/20 14:25:59	Antrim	849	15	219	5
2021/03/20 14:25:59	Arenac	692	26	83	0
2021/03/20 14:25:59	Baraga	511	33	103	0
2021/03/20 14:25:59	Barry	3596	47	373	2
2021/03/20 14:25:59	Bay	7492	288	349	11
2021/03/20 14:25:59	Benzie	819	31	145	1
2021/03/20 14:25:59	Berrien	11221	229	932	19
2021/03/20 14:25:59	Branch	3566	83	333	4
2021/03/20 14:25:59	Calhoun	9062	224	1428	17
2021/03/20 14:25:59	Cass	3869	62	473	5
2021/03/20 14:25:59	Charlevoix	894	13	233	0
2021/03/20 14:25:59	Cheboygan	932	38	234	0
2021/03/20 14:25:59	Chippewa	767	24	1069	4
2021/03/20 14:25:59	Clare	1424	68	222	1
2021/03/20 14:25:59	Clinton	4671	70	800	4
2021/03/20 14:25:59	Crawford	611	5	38	0
2021/03/20 14:25:59	Delta	2724	66	497	19
2021/03/20 14:25:59	Dickinson	2155	55	247	16
2021/03/20 14:25:59	Eaton	6089	152	744	8
2021/03/20 14:25:59	Emmet	1313	38	289	1
2021/03/20 14:25:59	Genesee	23185	717	4611	51
2021/03/20 14:25:59	Gladwin	1289	40	244	3
2021/03/20 14:25:59	Gogebic	954	21	353	28
2021/03/20 14:25:59	Grand Traverse	4115	63	513	11
2021/03/20 14:25:59	Gratiot	2491	100	349	4
2021/03/20 14:25:59	Hillsdale	3197	75	318	3
2021/03/20 14:25:59	Houghton	2209	31	546	8
2021/03/20 14:25:59	Huron	1900	59	660	3
2021/03/20 14:25:59	Ingham	16643	284	1121	6
2021/03/20 14:25:59	Ionia	4264	72	81	2
2021/03/20 14:25:59	Iosco	1152	64	156	3
2021/03/20 14:25:59	Iron	870	42	60	9
2021/03/20 14:25:59	Isabella	3709	75	488	1
2021/03/20 14:25:59	Jackson	9935	221	446	6
2021/03/20 14:25:59	Kalamazoo	14187	287	1955	38
2021/03/20 14:25:59	Kalkaska	646	15	49	0
2021/03/20 14:25:59	Kent	50753	668	3125	58
2021/03/20 14:25:59	Keweenaw	122	1	30	1
2021/03/20 14:25:59	Lake	372	10	22	1
2021/03/20 14:25:59	Lapeer	4832	124	796	2
2021/03/20 14:25:59	Leelanau	802	15	144	0
2021/03/20 14:25:59	Lenawee	6282	124	352	4
2021/03/20 14:25:59	Livingston	10032	139	1196	13

2021/03/20 14:25:59	Luce	134	0	108	1
2021/03/20 14:25:59	Mackinac	303	3	163	0
2021/03/20 14:25:59	Macomb	59529	1900	4996	106
2021/03/20 14:25:59	Manistee	771	18	47	3
2021/03/20 14:25:59	Marquette	3524	55	558	1
2021/03/20 14:25:59	Mason	1196	27	94	0
2021/03/20 14:25:59	Mecosta	1996	21	104	0
2021/03/20 14:25:59	Menominee	1635	38	271	2
2021/03/20 14:25:59	Midland	4681	63	614	3
2021/03/20 14:25:59	Missaukee	797	11	165	8
2021/03/20 14:25:59	Monroe	9322	197	1394	12
2021/03/20 14:25:59	Montcalm	3377	88	300	2
2021/03/20 14:25:59	Montmorency	319	17	59	1
2021/03/20 14:25:59	Muskegon	10607	300	221	7
2021/03/20 14:25:59	Newaygo	2915	52	229	2
2021/03/20 14:25:59	Oakland	68982	1935	11499	111
2021/03/20 14:25:59	Oceana	1843	48	88	2
2021/03/20 14:25:59	Ogemaw	969	33	173	1
2021/03/20 14:25:59	Ontonagon	370	20	57	1
2021/03/20 14:25:59	Osceola	1022	23	151	0
2021/03/20 14:25:59	Oscoda	334	19	81	1
2021/03/20 14:25:59	Otsego	1136	24	262	4
2021/03/20 14:25:59	Ottawa	21966	324	1366	37
2021/03/20 14:25:59	Presque Isle	603	27	87	1
2021/03/20 14:25:59	Roscommon	1172	37	173	0
2021/03/20 14:25:59	Saginaw	14797	519	778	12
2021/03/20 14:25:59	Sanilac	2215	74	257	5
2021/03/20 14:25:59	Schoolcraft	237	4	36	1
2021/03/20 14:25:59	Shiawassee	3819	83	267	1
2021/03/20 14:25:59	St Clair	8501	253	1624	11
2021/03/20 14:25:59	St Joseph	4429	81	561	6
2021/03/20 14:25:59	Tuscola	3122	130	433	10
2021/03/20 14:25:59	Van Buren	4977	87	301	11
2021/03/20 14:25:59	Washtenaw	17959	240	1695	6
2021/03/20 14:25:59	Wayne	69418	2116	5663	97
2021/03/20 14:25:59	Wexford	1641	21	139	1
2021/03/20 14:25:59	MDOC	24806	146	807	3
2021/03/20 14:25:59	FCI	310	5	5	0
2021/03/20 14:25:59	Out-of-State	1466	9	78	2
2021/03/20 14:25:59	Unknown	1	0	17	0
2021/03/20 14:25:59	Detroit City	31535	1872	2620	132

PUBLIC USE DATASETS

Cases by Demographics Statewide

README

Includes the total number of confirmed and probable cases and confirmed and probable deaths to date by demographic characteristics

Confirmed cases only include individuals who have had a positive diagnostic laboratory test for COVID-19.

Probable cases include individuals who have symptoms consistent with COVID-19 and an epidemiologic link to a confirmed case or a positive serology (antibody) test, but do not have a positive diagnostic laboratory test for COVID-19 and individuals with a positive serology (antibody) test for COVID-19 and an epidemiologic link to a confirmed case.

Confirmed deaths include individuals who meet one or more of the following conditions: 1) Have been identified as a confirmed case and classified as deceased as a result of a case investigation in the Michigan Disease Surveillance System (MDSS). MDSS is the database used by state and local health department to monitor reportable diseases like COVID-19; 2) have been identified as a confirmed case in MDSS had have a death certificate with COVID-19 listed as a cause of death; 3) have been identified as a confirmed case in MDSS and die within 30 days of onset of COVID-19 infection and have a death certificate which classifies their manner death as 'natural'.

Probable deaths include individuals who have COVID indicated as a cause of death on their death certificate but have not had a positive diagnostic laboratory test. The number of probable cases can change daily based on information obtained through the health department investigation. Probable cases can be re-classified as a confirmed case or determined to not be a case.

Data is suppressed when the number of cases or deaths in a single category is between one and five to protect the confidentiality of individuals.

CASES BY DEMOGRAPHICS STATEWIDE 2021-03-20

CASE_STATUS	AgeCat	RaceCat	SEX	Cases	Deaths
Confirmed	0-9	American Indian/Alaska Native	Female	85	0
Confirmed	10-19	American Indian/Alaska Native	Female	204	0
Confirmed	20-29	American Indian/Alaska Native	Female	341	0
Confirmed	30-39	American Indian/Alaska Native	Female	278	Suppressed
Confirmed	40-49	American Indian/Alaska Native	Female	251	Suppressed
Confirmed	50-59	American Indian/Alaska Native	Female	240	Suppressed
Confirmed	60-69	American Indian/Alaska Native	Female	166	7
Confirmed	70-79	American Indian/Alaska Native	Female	92	10
Confirmed	80+	American Indian/Alaska Native	Female	36	7
Confirmed	Unknown	American Indian/Alaska Native	Female	Suppressed	0
Confirmed	0-9	Asian/Pacific Islander	Female	163	0
Confirmed	10-19	Asian/Pacific Islander	Female	554	0
Confirmed	20-29	Asian/Pacific Islander	Female	1106	0
Confirmed	30-39	Asian/Pacific Islander	Female	909	Suppressed
Confirmed	40-49	Asian/Pacific Islander	Female	826	0
Confirmed	50-59	Asian/Pacific Islander	Female	710	6
Confirmed	60-69	Asian/Pacific Islander	Female	401	10
Confirmed	70-79	Asian/Pacific Islander	Female	198	20
Confirmed	80+	Asian/Pacific Islander	Female	129	34
Confirmed	Unknown	Asian/Pacific Islander	Female	0	0
Confirmed	0-9	Black/African American	Female	1006	Suppressed
Confirmed	10-19	Black/African American	Female	2606	Suppressed
Confirmed	20-29	Black/African American	Female	6670	12
Confirmed	30-39	Black/African American	Female	5968	16
Confirmed	40-49	Black/African American	Female	5249	65
Confirmed	50-59	Black/African American	Female	4817	150
Confirmed	60-69	Black/African American	Female	4101	337
Confirmed	70-79	Black/African American	Female	2449	445
Confirmed	80+	Black/African American	Female	1682	594
Confirmed	Unknown	Black/African American	Female	14	0
Confirmed	0-9	Multiple Races	Female	515	0
Confirmed	10-19	Multiple Races	Female	1642	Suppressed
Confirmed	20-29	Multiple Races	Female	2536	0
Confirmed	30-39	Multiple Races	Female	1824	0
Confirmed	40-49	Multiple Races	Female	1919	Suppressed
Confirmed	50-59	Multiple Races	Female	1964	10
Confirmed	60-69	Multiple Races	Female	1442	12
Confirmed	70-79	Multiple Races	Female	787	28
Confirmed	80+	Multiple Races	Female	519	64
Confirmed	Unknown	Multiple Races	Female	11	0
Confirmed	0-9	Other	Female	780	0
Confirmed	10-19	Other	Female	2144	0
Confirmed	20-29	Other	Female	3790	0
Confirmed	30-39	Other	Female	2918	Suppressed
Confirmed	40-49	Other	Female	2725	Suppressed
Confirmed	50-59	Other	Female	2154	13
Confirmed	60-69	Other	Female	1305	33

Confirmed	70-79	Other	Female	671	45
Confirmed	80+	Other	Female	460	78
Confirmed	Unknown	Other	Female	8	0
Confirmed	0-9	Unknown	Female	1278	0
Confirmed	10-19	Unknown	Female	5213	0
Confirmed	20-29	Unknown	Female	11523	Suppressed
Confirmed	30-39	Unknown	Female	9067	Suppressed
Confirmed	40-49	Unknown	Female	9288	8
Confirmed	50-59	Unknown	Female	9823	16
Confirmed	60-69	Unknown	Female	5938	46
Confirmed	70-79	Unknown	Female	2755	84
Confirmed	80+	Unknown	Female	2258	244
Confirmed	Unknown	Unknown	Female	100	0
Confirmed	0-9	White	Female	5004	0
Confirmed	10-19	White	Female	19943	Suppressed
Confirmed	20-29	White	Female	34627	12
Confirmed	30-39	White	Female	25902	18
Confirmed	40-49	White	Female	25601	59
Confirmed	50-59	White	Female	28125	191
Confirmed	60-69	White	Female	22433	547
Confirmed	70-79	White	Female	14282	1116
Confirmed	80+	White	Female	12698	3018
Confirmed	Unknown	White	Female	88	0
Confirmed	0-9	American Indian/Alaska Native	Male	76	0
Confirmed	10-19	American Indian/Alaska Native	Male	206	0
Confirmed	20-29	American Indian/Alaska Native	Male	270	0
Confirmed	30-39	American Indian/Alaska Native	Male	244	0
Confirmed	40-49	American Indian/Alaska Native	Male	248	0
Confirmed	50-59	American Indian/Alaska Native	Male	210	Suppressed
Confirmed	60-69	American Indian/Alaska Native	Male	164	18
Confirmed	70-79	American Indian/Alaska Native	Male	80	13
Confirmed	80+	American Indian/Alaska Native	Male	27	6
Confirmed	Unknown	American Indian/Alaska Native	Male	0	0
Confirmed	0-9	Asian/Pacific Islander	Male	218	0
Confirmed	10-19	Asian/Pacific Islander	Male	545	0
Confirmed	20-29	Asian/Pacific Islander	Male	1218	0
Confirmed	30-39	Asian/Pacific Islander	Male	897	0
Confirmed	40-49	Asian/Pacific Islander	Male	721	Suppressed
Confirmed	50-59	Asian/Pacific Islander	Male	676	Suppressed
Confirmed	60-69	Asian/Pacific Islander	Male	402	25
Confirmed	70-79	Asian/Pacific Islander	Male	185	36
Confirmed	80+	Asian/Pacific Islander	Male	92	28
Confirmed	Unknown	Asian/Pacific Islander	Male	0	0
Confirmed	0-9	Black/African American	Male	1062	0
Confirmed	10-19	Black/African American	Male	2468	Suppressed
Confirmed	20-29	Black/African American	Male	7198	16
Confirmed	30-39	Black/African American	Male	7048	34
Confirmed	40-49	Black/African American	Male	6257	98
Confirmed	50-59	Black/African American	Male	5918	258
Confirmed	60-69	Black/African American	Male	4444	469

Confirmed	70-79	Black/African American	Male	2355	575
Confirmed	80+	Black/African American	Male	999	421
Confirmed	Unknown	Black/African American	Male	6	0
Confirmed	0-9	Multiple Races	Male	546	Suppressed
Confirmed	10-19	Multiple Races	Male	1636	0
Confirmed	20-29	Multiple Races	Male	2145	0
Confirmed	30-39	Multiple Races	Male	1502	Suppressed
Confirmed	40-49	Multiple Races	Male	1495	Suppressed
Confirmed	50-59	Multiple Races	Male	1574	8
Confirmed	60-69	Multiple Races	Male	1366	36
Confirmed	70-79	Multiple Races	Male	733	34
Confirmed	80+	Multiple Races	Male	315	49
Confirmed	Unknown	Multiple Races	Male	Suppressed	0
Confirmed	0-9	Other	Male	835	0
Confirmed	10-19	Other	Male	2194	0
Confirmed	20-29	Other	Male	3957	Suppressed
Confirmed	30-39	Other	Male	3179	Suppressed
Confirmed	40-49	Other	Male	2924	18
Confirmed	50-59	Other	Male	2471	28
Confirmed	60-69	Other	Male	1419	71
Confirmed	70-79	Other	Male	633	63
Confirmed	80+	Other	Male	282	61
Confirmed	Unknown	Other	Male	Suppressed	0
Confirmed	0-9	Unknown	Male	1370	0
Confirmed	10-19	Unknown	Male	5045	0
Confirmed	20-29	Unknown	Male	11656	0
Confirmed	30-39	Unknown	Male	9531	7
Confirmed	40-49	Unknown	Male	8657	18
Confirmed	50-59	Unknown	Male	9529	28
Confirmed	60-69	Unknown	Male	5810	74
Confirmed	70-79	Unknown	Male	2441	129
Confirmed	80+	Unknown	Male	1220	153
Confirmed	Unknown	Unknown	Male	113	0
Confirmed	0-9	White	Male	5503	0
Confirmed	10-19	White	Male	18569	Suppressed
Confirmed	20-29	White	Male	29843	18
Confirmed	30-39	White	Male	24250	33
Confirmed	40-49	White	Male	23925	106
Confirmed	50-59	White	Male	27358	352
Confirmed	60-69	White	Male	22923	895
Confirmed	70-79	White	Male	14243	1694
Confirmed	80+	White	Male	8454	2606
Confirmed	Unknown	White	Male	73	0
Confirmed	0-9	American Indian/Alaska Native	Unknown	0	0
Confirmed	10-19	American Indian/Alaska Native	Unknown	Suppressed	0
Confirmed	20-29	American Indian/Alaska Native	Unknown	Suppressed	0
Confirmed	30-39	American Indian/Alaska Native	Unknown	Suppressed	0
Confirmed	40-49	American Indian/Alaska Native	Unknown	0	0
Confirmed	50-59	American Indian/Alaska Native	Unknown	Suppressed	0
Confirmed	60-69	American Indian/Alaska Native	Unknown	Suppressed	0

Confirmed	70-79	American Indian/Alaska Native	Unknown	Suppressed	0
Confirmed	80+	American Indian/Alaska Native	Unknown	0	0
Confirmed	Unknown	American Indian/Alaska Native	Unknown	0	0
Confirmed	0-9	Asian/Pacific Islander	Unknown	0	0
Confirmed	10-19	Asian/Pacific Islander	Unknown	6	0
Confirmed	20-29	Asian/Pacific Islander	Unknown	8	0
Confirmed	30-39	Asian/Pacific Islander	Unknown	Suppressed	0
Confirmed	40-49	Asian/Pacific Islander	Unknown	Suppressed	0
Confirmed	50-59	Asian/Pacific Islander	Unknown	Suppressed	0
Confirmed	60-69	Asian/Pacific Islander	Unknown	Suppressed	0
Confirmed	70-79	Asian/Pacific Islander	Unknown	0	0
Confirmed	80+	Asian/Pacific Islander	Unknown	0	0
Confirmed	Unknown	Asian/Pacific Islander	Unknown	0	0
Confirmed	0-9	Black/African American	Unknown	Suppressed	0
Confirmed	10-19	Black/African American	Unknown	10	0
Confirmed	20-29	Black/African American	Unknown	115	0
Confirmed	30-39	Black/African American	Unknown	100	0
Confirmed	40-49	Black/African American	Unknown	106	0
Confirmed	50-59	Black/African American	Unknown	87	0
Confirmed	60-69	Black/African American	Unknown	40	Suppressed
Confirmed	70-79	Black/African American	Unknown	12	Suppressed
Confirmed	80+	Black/African American	Unknown	Suppressed	0
Confirmed	Unknown	Black/African American	Unknown	0	0
Confirmed	0-9	Multiple Races	Unknown	6	0
Confirmed	10-19	Multiple Races	Unknown	11	0
Confirmed	20-29	Multiple Races	Unknown	20	0
Confirmed	30-39	Multiple Races	Unknown	14	0
Confirmed	40-49	Multiple Races	Unknown	14	0
Confirmed	50-59	Multiple Races	Unknown	11	0
Confirmed	60-69	Multiple Races	Unknown	15	0
Confirmed	70-79	Multiple Races	Unknown	6	0
Confirmed	80+	Multiple Races	Unknown	Suppressed	0
Confirmed	Unknown	Multiple Races	Unknown	Suppressed	0
Confirmed	0-9	Other	Unknown	7	0
Confirmed	10-19	Other	Unknown	11	0
Confirmed	20-29	Other	Unknown	22	0
Confirmed	30-39	Other	Unknown	18	0
Confirmed	40-49	Other	Unknown	27	0
Confirmed	50-59	Other	Unknown	15	0
Confirmed	60-69	Other	Unknown	12	0
Confirmed	70-79	Other	Unknown	Suppressed	0
Confirmed	80+	Other	Unknown	6	0
Confirmed	Unknown	Other	Unknown	Suppressed	0
Confirmed	0-9	Unknown	Unknown	56	0
Confirmed	10-19	Unknown	Unknown	168	0
Confirmed	20-29	Unknown	Unknown	364	0
Confirmed	30-39	Unknown	Unknown	260	0
Confirmed	40-49	Unknown	Unknown	310	0
Confirmed	50-59	Unknown	Unknown	274	0
Confirmed	60-69	Unknown	Unknown	147	Suppressed

Confirmed	70-79	Unknown	Unknown	78	Suppressed
Confirmed	80+	Unknown	Unknown	56	Suppressed
Confirmed	Unknown	Unknown	Unknown	47	0
Confirmed	0-9	White	Unknown	14	0
Confirmed	10-19	White	Unknown	97	0
Confirmed	20-29	White	Unknown	194	0
Confirmed	30-39	White	Unknown	191	0
Confirmed	40-49	White	Unknown	178	0
Confirmed	50-59	White	Unknown	163	0
Confirmed	60-69	White	Unknown	117	0
Confirmed	70-79	White	Unknown	59	Suppressed
Confirmed	80+	White	Unknown	22	Suppressed
Confirmed	Unknown	White	Unknown	Suppressed	0
Probable	0-9	American Indian/Alaska Native	Female	32	0
Probable	10-19	American Indian/Alaska Native	Female	40	0
Probable	20-29	American Indian/Alaska Native	Female	56	0
Probable	30-39	American Indian/Alaska Native	Female	43	0
Probable	40-49	American Indian/Alaska Native	Female	41	0
Probable	50-59	American Indian/Alaska Native	Female	29	0
Probable	60-69	American Indian/Alaska Native	Female	22	0
Probable	70-79	American Indian/Alaska Native	Female	7	0
Probable	80+	American Indian/Alaska Native	Female	Suppressed	Suppressed
Probable	Unknown	American Indian/Alaska Native	Female	Suppressed	0
Probable	0-9	Asian/Pacific Islander	Female	22	0
Probable	10-19	Asian/Pacific Islander	Female	53	0
Probable	20-29	Asian/Pacific Islander	Female	107	0
Probable	30-39	Asian/Pacific Islander	Female	83	0
Probable	40-49	Asian/Pacific Islander	Female	62	0
Probable	50-59	Asian/Pacific Islander	Female	61	0
Probable	60-69	Asian/Pacific Islander	Female	29	Suppressed
Probable	70-79	Asian/Pacific Islander	Female	13	Suppressed
Probable	80+	Asian/Pacific Islander	Female	Suppressed	0
Probable	Unknown	Asian/Pacific Islander	Female	Suppressed	0
Probable	0-9	Black/African American	Female	111	0
Probable	10-19	Black/African American	Female	231	0
Probable	20-29	Black/African American	Female	528	0
Probable	30-39	Black/African American	Female	471	0
Probable	40-49	Black/African American	Female	394	Suppressed
Probable	50-59	Black/African American	Female	361	10
Probable	60-69	Black/African American	Female	255	18
Probable	70-79	Black/African American	Female	103	15
Probable	80+	Black/African American	Female	73	34
Probable	Unknown	Black/African American	Female	25	Suppressed
Probable	0-9	Multiple Races	Female	97	0
Probable	10-19	Multiple Races	Female	183	0
Probable	20-29	Multiple Races	Female	193	0
Probable	30-39	Multiple Races	Female	128	0
Probable	40-49	Multiple Races	Female	138	0
Probable	50-59	Multiple Races	Female	134	Suppressed
Probable	60-69	Multiple Races	Female	93	Suppressed

Probable	70-79	Multiple Races	Female	41	0
Probable	80+	Multiple Races	Female	29	7
Probable	Unknown	Multiple Races	Female	45	0
Probable	0-9	Other	Female	67	0
Probable	10-19	Other	Female	145	0
Probable	20-29	Other	Female	206	0
Probable	30-39	Other	Female	163	0
Probable	40-49	Other	Female	141	0
Probable	50-59	Other	Female	104	Suppressed
Probable	60-69	Other	Female	60	Suppressed
Probable	70-79	Other	Female	28	0
Probable	80+	Other	Female	12	Suppressed
Probable	Unknown	Other	Female	17	0
Probable	0-9	Unknown	Female	306	0
Probable	10-19	Unknown	Female	1030	0
Probable	20-29	Unknown	Female	1746	0
Probable	30-39	Unknown	Female	1231	0
Probable	40-49	Unknown	Female	1321	0
Probable	50-59	Unknown	Female	1290	Suppressed
Probable	60-69	Unknown	Female	871	Suppressed
Probable	70-79	Unknown	Female	348	Suppressed
Probable	80+	Unknown	Female	240	22
Probable	Unknown	Unknown	Female	1143	0
Probable	0-9	White	Female	991	0
Probable	10-19	White	Female	2614	Suppressed
Probable	20-29	White	Female	3115	0
Probable	30-39	White	Female	2492	0
Probable	40-49	White	Female	2496	Suppressed
Probable	50-59	White	Female	2479	15
Probable	60-69	White	Female	1660	34
Probable	70-79	White	Female	888	71
Probable	80+	White	Female	1138	258
Probable	Unknown	White	Female	334	0
Probable	0-9	American Indian/Alaska Native	Male	22	0
Probable	10-19	American Indian/Alaska Native	Male	51	0
Probable	20-29	American Indian/Alaska Native	Male	46	0
Probable	30-39	American Indian/Alaska Native	Male	40	0
Probable	40-49	American Indian/Alaska Native	Male	32	0
Probable	50-59	American Indian/Alaska Native	Male	32	0
Probable	60-69	American Indian/Alaska Native	Male	19	Suppressed
Probable	70-79	American Indian/Alaska Native	Male	7	Suppressed
Probable	80+	American Indian/Alaska Native	Male	Suppressed	Suppressed
Probable	Unknown	American Indian/Alaska Native	Male	Suppressed	0
Probable	0-9	Asian/Pacific Islander	Male	31	0
Probable	10-19	Asian/Pacific Islander	Male	54	0
Probable	20-29	Asian/Pacific Islander	Male	107	0
Probable	30-39	Asian/Pacific Islander	Male	84	Suppressed
Probable	40-49	Asian/Pacific Islander	Male	64	0
Probable	50-59	Asian/Pacific Islander	Male	51	Suppressed
Probable	60-69	Asian/Pacific Islander	Male	20	Suppressed

Probable	70-79	Asian/Pacific Islander	Male	7	Suppressed
Probable	80+	Asian/Pacific Islander	Male	6	Suppressed
Probable	Unknown	Asian/Pacific Islander	Male	Suppressed	0
Probable	0-9	Black/African American	Male	115	0
Probable	10-19	Black/African American	Male	246	Suppressed
Probable	20-29	Black/African American	Male	465	0
Probable	30-39	Black/African American	Male	427	0
Probable	40-49	Black/African American	Male	343	8
Probable	50-59	Black/African American	Male	333	11
Probable	60-69	Black/African American	Male	218	25
Probable	70-79	Black/African American	Male	88	31
Probable	80+	Black/African American	Male	36	20
Probable	Unknown	Black/African American	Male	14	0
Probable	0-9	Multiple Races	Male	81	0
Probable	10-19	Multiple Races	Male	181	0
Probable	20-29	Multiple Races	Male	151	0
Probable	30-39	Multiple Races	Male	111	0
Probable	40-49	Multiple Races	Male	125	Suppressed
Probable	50-59	Multiple Races	Male	102	0
Probable	60-69	Multiple Races	Male	76	Suppressed
Probable	70-79	Multiple Races	Male	37	Suppressed
Probable	80+	Multiple Races	Male	17	7
Probable	Unknown	Multiple Races	Male	45	0
Probable	0-9	Other	Male	59	0
Probable	10-19	Other	Male	168	0
Probable	20-29	Other	Male	207	0
Probable	30-39	Other	Male	176	0
Probable	40-49	Other	Male	149	0
Probable	50-59	Other	Male	98	Suppressed
Probable	60-69	Other	Male	61	Suppressed
Probable	70-79	Other	Male	23	Suppressed
Probable	80+	Other	Male	7	Suppressed
Probable	Unknown	Other	Male	15	0
Probable	0-9	Unknown	Male	344	0
Probable	10-19	Unknown	Male	1089	0
Probable	20-29	Unknown	Male	1580	0
Probable	30-39	Unknown	Male	1188	Suppressed
Probable	40-49	Unknown	Male	1048	Suppressed
Probable	50-59	Unknown	Male	1139	Suppressed
Probable	60-69	Unknown	Male	691	Suppressed
Probable	70-79	Unknown	Male	280	7
Probable	80+	Unknown	Male	145	16
Probable	Unknown	Unknown	Male	987	0
Probable	0-9	White	Male	1023	0
Probable	10-19	White	Male	2457	0
Probable	20-29	White	Male	2670	Suppressed
Probable	30-39	White	Male	2125	Suppressed
Probable	40-49	White	Male	2085	6
Probable	50-59	White	Male	2207	18
Probable	60-69	White	Male	1482	50

Probable	70-79	White	Male	793	84
Probable	80+	White	Male	596	170
Probable	Unknown	White	Male	296	0
Probable	0-9	American Indian/Alaska Native	Unknown	0	0
Probable	10-19	American Indian/Alaska Native	Unknown	0	0
Probable	20-29	American Indian/Alaska Native	Unknown	Suppressed	0
Probable	30-39	American Indian/Alaska Native	Unknown	0	0
Probable	40-49	American Indian/Alaska Native	Unknown	Suppressed	0
Probable	50-59	American Indian/Alaska Native	Unknown	Suppressed	0
Probable	60-69	American Indian/Alaska Native	Unknown	0	0
Probable	70-79	American Indian/Alaska Native	Unknown	0	0
Probable	80+	American Indian/Alaska Native	Unknown	0	0
Probable	Unknown	American Indian/Alaska Native	Unknown	Suppressed	0
Probable	0-9	Asian/Pacific Islander	Unknown	0	0
Probable	10-19	Asian/Pacific Islander	Unknown	Suppressed	0
Probable	20-29	Asian/Pacific Islander	Unknown	Suppressed	0
Probable	30-39	Asian/Pacific Islander	Unknown	Suppressed	0
Probable	40-49	Asian/Pacific Islander	Unknown	Suppressed	0
Probable	50-59	Asian/Pacific Islander	Unknown	Suppressed	0
Probable	60-69	Asian/Pacific Islander	Unknown	0	0
Probable	70-79	Asian/Pacific Islander	Unknown	0	0
Probable	80+	Asian/Pacific Islander	Unknown	0	0
Probable	Unknown	Asian/Pacific Islander	Unknown	Suppressed	0
Probable	0-9	Black/African American	Unknown	Suppressed	0
Probable	10-19	Black/African American	Unknown	6	0
Probable	20-29	Black/African American	Unknown	8	0
Probable	30-39	Black/African American	Unknown	Suppressed	0
Probable	40-49	Black/African American	Unknown	6	0
Probable	50-59	Black/African American	Unknown	Suppressed	0
Probable	60-69	Black/African American	Unknown	Suppressed	0
Probable	70-79	Black/African American	Unknown	Suppressed	0
Probable	80+	Black/African American	Unknown	0	0
Probable	Unknown	Black/African American	Unknown	6	0
Probable	0-9	Multiple Races	Unknown	Suppressed	0
Probable	10-19	Multiple Races	Unknown	9	0
Probable	20-29	Multiple Races	Unknown	11	0
Probable	30-39	Multiple Races	Unknown	12	0
Probable	40-49	Multiple Races	Unknown	Suppressed	0
Probable	50-59	Multiple Races	Unknown	7	0
Probable	60-69	Multiple Races	Unknown	Suppressed	0
Probable	70-79	Multiple Races	Unknown	0	0
Probable	80+	Multiple Races	Unknown	0	0
Probable	Unknown	Multiple Races	Unknown	10	0
Probable	0-9	Other	Unknown	Suppressed	0
Probable	10-19	Other	Unknown	Suppressed	0
Probable	20-29	Other	Unknown	Suppressed	0
Probable	30-39	Other	Unknown	Suppressed	0
Probable	40-49	Other	Unknown	Suppressed	0
Probable	50-59	Other	Unknown	Suppressed	0
Probable	60-69	Other	Unknown	Suppressed	0

Probable	70-79	Other	Unknown	0	0
Probable	80+	Other	Unknown	0	0
Probable	Unknown	Other	Unknown	0	0
Probable	0-9	Unknown	Unknown	82	0
Probable	10-19	Unknown	Unknown	228	Suppressed
Probable	20-29	Unknown	Unknown	426	0
Probable	30-39	Unknown	Unknown	333	0
Probable	40-49	Unknown	Unknown	360	Suppressed
Probable	50-59	Unknown	Unknown	311	0
Probable	60-69	Unknown	Unknown	200	0
Probable	70-79	Unknown	Unknown	87	Suppressed
Probable	80+	Unknown	Unknown	33	Suppressed
Probable	Unknown	Unknown	Unknown	1612	0
Probable	0-9	White	Unknown	28	0
Probable	10-19	White	Unknown	55	0
Probable	20-29	White	Unknown	45	0
Probable	30-39	White	Unknown	46	0
Probable	40-49	White	Unknown	42	0
Probable	50-59	White	Unknown	46	0
Probable	60-69	White	Unknown	19	Suppressed
Probable	70-79	White	Unknown	20	0
Probable	80+	White	Unknown	8	0
Probable	Unknown	White	Unknown	44	0

PUBLIC USE DATASETS

COVID-19 Tests by County

README

Data includes tests by type (diagnostic, serology or total combined) by county.

Diagnostic tests are used to find current infection and look for genes or proteins from the severe acute respiratory syndrome coronavirus 2 (SARS-CoV-2), the virus that causes COVID-19. These tests, which are performed as nasal swabs, include: Nucleic acid amplification test/real-time polymerase chain reaction (NAAT/RT-PCR) test and rapid virus antigen detection point of care (POC) tests.

Serology tests are used to look for the possibility of previous infection. Serology tests look for antibodies to SARS-CoV-2 in the blood. There are currently two types of serology tests: the enzyme-linked immunosorbent assay (ELISA) test and the rapid antibody detection POC test. Serology tests do not diagnose disease and do not guarantee immunity, but might provide information about previous infection.

Correctional includes state and federal prisons and county and city detection facilities.

Testing data represents total tests performed, not individuals tested. A single individual may have more than one test completed.

COVID-19 TESTS BY COUNTY 2021-03-20

Updated	COUNTY	TestType	Count	RatePerMillion
2021/03/20 14:26:14	Alcona	Diagnostic	5875	564632
2021/03/20 14:26:14	Alcona	Serology	164	15762
2021/03/20 14:26:14	Alcona	Total	6039	580394
2021/03/20 14:26:14	Alger	Diagnostic	7211	791722
2021/03/20 14:26:14	Alger	Serology	362	39745
2021/03/20 14:26:14	Alger	Total	7573	831467
2021/03/20 14:26:14	Allegan	Diagnostic	102188	865406
2021/03/20 14:26:14	Allegan	Serology	2789	23619
2021/03/20 14:26:14	Allegan	Total	104977	889025
2021/03/20 14:26:14	Alpena	Serology	682	24010
2021/03/20 14:26:14	Alpena	Diagnostic	17147	603661
2021/03/20 14:26:14	Alpena	Total	17829	627671
2021/03/20 14:26:14	Antrim	Serology	741	31770
2021/03/20 14:26:14	Antrim	Diagnostic	19500	836049
2021/03/20 14:26:14	Antrim	Total	20241	867819
2021/03/20 14:26:14	Arenac	Diagnostic	13058	877377
2021/03/20 14:26:14	Arenac	Serology	448	30101
2021/03/20 14:26:14	Arenac	Total	13506	907478
2021/03/20 14:26:14	Baraga	Diagnostic	7586	924108
2021/03/20 14:26:14	Baraga	Serology	59	7187
2021/03/20 14:26:14	Baraga	Total	7645	931295
2021/03/20 14:26:14	Barry	Diagnostic	50724	824110
2021/03/20 14:26:14	Barry	Serology	1824	29634
2021/03/20 14:26:14	Barry	Total	52548	853745
2021/03/20 14:26:14	Bay	Diagnostic	109595	1062729
2021/03/20 14:26:14	Bay	Serology	6817	66104
2021/03/20 14:26:14	Bay	Total	116412	1128833
2021/03/20 14:26:14	Benzie	Serology	716	40302
2021/03/20 14:26:14	Benzie	Diagnostic	11262	633907
2021/03/20 14:26:14	Benzie	Total	11978	674209
2021/03/20 14:26:14	Berrien	Serology	5620	36636
2021/03/20 14:26:14	Berrien	Diagnostic	207676	1353811
2021/03/20 14:26:14	Berrien	Total	213296	1390447
2021/03/20 14:26:14	Branch	Diagnostic	35705	820484
2021/03/20 14:26:14	Branch	Serology	498	11444
2021/03/20 14:26:14	Branch	Total	36203	831928
2021/03/20 14:26:14	Calhoun	Serology	1747	13022
2021/03/20 14:26:14	Calhoun	Diagnostic	172343	1284618
2021/03/20 14:26:14	Calhoun	Total	174090	1297639
2021/03/20 14:26:14	Cass	Diagnostic	35028	676386
2021/03/20 14:26:14	Cass	Serology	689	13304
2021/03/20 14:26:14	Cass	Total	35717	689690
2021/03/20 14:26:14	Charlevoix	Serology	1086	41541
2021/03/20 14:26:14	Charlevoix	Diagnostic	20366	779023
2021/03/20 14:26:14	Charlevoix	Total	21452	820564
2021/03/20 14:26:14	Cheboygan	Serology	544	21522
2021/03/20 14:26:14	Cheboygan	Diagnostic	13217	522907

2021/03/20 14:26:14	Cheboygan	Total	13761	544429
2021/03/20 14:26:14	Chippewa	Diagnostic	21533	576535
2021/03/20 14:26:14	Chippewa	Serology	297	7952
2021/03/20 14:26:14	Chippewa	Total	21830	584487
2021/03/20 14:26:14	Clare	Diagnostic	18535	598869
2021/03/20 14:26:14	Clare	Serology	939	30339
2021/03/20 14:26:14	Clare	Total	19474	629208
2021/03/20 14:26:14	Clinton	Diagnostic	51261	644023
2021/03/20 14:26:14	Clinton	Serology	3911	49136
2021/03/20 14:26:14	Clinton	Total	55172	693159
2021/03/20 14:26:14	Correctional	Serology	24044	
2021/03/20 14:26:14	Correctional	Diagnostic	658863	
2021/03/20 14:26:14	Correctional	Total	682907	
2021/03/20 14:26:14	Crawford	Diagnostic	8966	639105
2021/03/20 14:26:14	Crawford	Serology	349	24877
2021/03/20 14:26:14	Crawford	Total	9315	663982
2021/03/20 14:26:14	Delta	Diagnostic	36326	1015146
2021/03/20 14:26:14	Delta	Serology	787	21993
2021/03/20 14:26:14	Delta	Total	37113	1037140
2021/03/20 14:26:14	Detroit City	Serology	25111	38644
2021/03/20 14:26:14	Detroit City	Diagnostic	672416	1034798
2021/03/20 14:26:14	Detroit City	Total	697527	1073442
2021/03/20 14:26:14	Dickinson	Diagnostic	16837	667103
2021/03/20 14:26:14	Dickinson	Serology	164	6498
2021/03/20 14:26:14	Dickinson	Total	17001	673600
2021/03/20 14:26:14	Eaton	Diagnostic	108208	981318
2021/03/20 14:26:14	Eaton	Serology	5762	52255
2021/03/20 14:26:14	Eaton	Total	113970	1033573
2021/03/20 14:26:14	Emmet	Serology	1488	44531
2021/03/20 14:26:14	Emmet	Diagnostic	26197	783989
2021/03/20 14:26:14	Emmet	Total	27685	828520
2021/03/20 14:26:14	Genesee	Diagnostic	329970	813109
2021/03/20 14:26:14	Genesee	Serology	18745	46191
2021/03/20 14:26:14	Genesee	Total	348715	859300
2021/03/20 14:26:14	Gladwin	Serology	1132	44481
2021/03/20 14:26:14	Gladwin	Diagnostic	16298	640418
2021/03/20 14:26:14	Gladwin	Total	17430	684899
2021/03/20 14:26:14	Gogebic	Diagnostic	16872	1207299
2021/03/20 14:26:14	Gogebic	Serology	258	18462
2021/03/20 14:26:14	Gogebic	Total	17130	1225760
2021/03/20 14:26:14	Grand Traverse	Diagnostic	78100	838991
2021/03/20 14:26:14	Grand Traverse	Serology	6313	67818
2021/03/20 14:26:14	Grand Traverse	Total	84413	906809
2021/03/20 14:26:14	Gratiot	Serology	1056	25939
2021/03/20 14:26:14	Gratiot	Diagnostic	49919	1226180
2021/03/20 14:26:14	Gratiot	Total	50975	1252119
2021/03/20 14:26:14	Hillsdale	Serology	934	20480
2021/03/20 14:26:14	Hillsdale	Diagnostic	39879	874444
2021/03/20 14:26:14	Hillsdale	Total	40813	894924
2021/03/20 14:26:14	Houghton	Serology	259	7258

2021/03/20 14:26:14	Houghton	Diagnostic	43008	1205246
2021/03/20 14:26:14	Houghton	Total	43267	1212504
2021/03/20 14:26:14	Huron	Diagnostic	26028	840128
2021/03/20 14:26:14	Huron	Serology	676	21820
2021/03/20 14:26:14	Huron	Total	26704	861948
2021/03/20 14:26:14	Ingham	Diagnostic	294482	1007100
2021/03/20 14:26:14	Ingham	Serology	18792	64267
2021/03/20 14:26:14	Ingham	Total	313274	1071367
2021/03/20 14:26:14	Ionia	Serology	2161	33402
2021/03/20 14:26:14	Ionia	Diagnostic	67822	1048302
2021/03/20 14:26:14	Ionia	Total	69983	1081704
2021/03/20 14:26:14	Iosco	Diagnostic	21319	848450
2021/03/20 14:26:14	Iosco	Serology	585	23282
2021/03/20 14:26:14	Iosco	Total	21904	871732
2021/03/20 14:26:14	Iron	Diagnostic	23745	2145762
2021/03/20 14:26:14	Iron	Serology	124	11205
2021/03/20 14:26:14	Iron	Total	23869	2156967
2021/03/20 14:26:14	Isabella	Serology	1341	19192
2021/03/20 14:26:14	Isabella	Diagnostic	48771	698005
2021/03/20 14:26:14	Isabella	Total	50112	717197
2021/03/20 14:26:14	Jackson	Serology	3485	21986
2021/03/20 14:26:14	Jackson	Diagnostic	188387	1188487
2021/03/20 14:26:14	Jackson	Total	191872	1210473
2021/03/20 14:26:14	Kalamazoo	Diagnostic	262837	991591
2021/03/20 14:26:14	Kalamazoo	Serology	6839	25801
2021/03/20 14:26:14	Kalamazoo	Total	269676	1017392
2021/03/20 14:26:14	Kalkaska	Diagnostic	14802	820601
2021/03/20 14:26:14	Kalkaska	Serology	712	39472
2021/03/20 14:26:14	Kalkaska	Total	15514	860073
2021/03/20 14:26:14	Kent	Serology	44271	67388
2021/03/20 14:26:14	Kent	Diagnostic	770622	1173021
2021/03/20 14:26:14	Kent	Total	814893	1240409
2021/03/20 14:26:14	Keweenaw	Diagnostic	2032	960302
2021/03/20 14:26:14	Keweenaw	Serology	31	14650
2021/03/20 14:26:14	Keweenaw	Total	2063	974953
2021/03/20 14:26:14	Lake	Diagnostic	9949	839366
2021/03/20 14:26:14	Lake	Serology	200	16873
2021/03/20 14:26:14	Lake	Total	10149	856239
2021/03/20 14:26:14	Lapeer	Serology	3156	36025
2021/03/20 14:26:14	Lapeer	Diagnostic	56342	643122
2021/03/20 14:26:14	Lapeer	Total	59498	679147
2021/03/20 14:26:14	Leelanau	Serology	974	44759
2021/03/20 14:26:14	Leelanau	Diagnostic	11255	517210
2021/03/20 14:26:14	Leelanau	Total	12229	561969
2021/03/20 14:26:14	Lenawee	Diagnostic	111787	1135458
2021/03/20 14:26:14	Lenawee	Serology	1938	19685
2021/03/20 14:26:14	Lenawee	Total	113725	1155143
2021/03/20 14:26:14	Livingston	Serology	7411	38600
2021/03/20 14:26:14	Livingston	Diagnostic	173206	902138
2021/03/20 14:26:14	Livingston	Total	180617	940738

2021/03/20 14:26:14	Luce	Diagnostic	4670	749719
2021/03/20 14:26:14	Luce	Serology	37	5940
2021/03/20 14:26:14	Luce	Total	4707	755659
2021/03/20 14:26:14	Mackinac	Serology	122	11297
2021/03/20 14:26:14	Mackinac	Diagnostic	7340	679693
2021/03/20 14:26:14	Mackinac	Total	7462	690990
2021/03/20 14:26:14	Macomb	Serology	54967	62893
2021/03/20 14:26:14	Macomb	Diagnostic	740052	846769
2021/03/20 14:26:14	Macomb	Total	795019	909662
2021/03/20 14:26:14	Manistee	Serology	915	37259
2021/03/20 14:26:14	Manistee	Diagnostic	17044	694030
2021/03/20 14:26:14	Manistee	Total	17959	731289
2021/03/20 14:26:14	Marquette	Diagnostic	115639	1733744
2021/03/20 14:26:14	Marquette	Serology	1283	19236
2021/03/20 14:26:14	Marquette	Total	116922	1752980
2021/03/20 14:26:14	Mason	Serology	970	33283
2021/03/20 14:26:14	Mason	Diagnostic	28296	970903
2021/03/20 14:26:14	Mason	Total	29266	1004186
2021/03/20 14:26:14	Mecosta	Serology	936	21541
2021/03/20 14:26:14	Mecosta	Diagnostic	34022	782961
2021/03/20 14:26:14	Mecosta	Total	34958	804501
2021/03/20 14:26:14	Menominee	Diagnostic	21872	960140
2021/03/20 14:26:14	Menominee	Serology	139	6102
2021/03/20 14:26:14	Menominee	Total	22011	966242
2021/03/20 14:26:14	Midland	Diagnostic	54955	660866
2021/03/20 14:26:14	Midland	Serology	7053	84816
2021/03/20 14:26:14	Midland	Total	62008	745683
2021/03/20 14:26:14	Missaukee	Diagnostic	9040	597963
2021/03/20 14:26:14	Missaukee	Serology	618	40878
2021/03/20 14:26:14	Missaukee	Total	9658	638841
2021/03/20 14:26:14	Monroe	Diagnostic	136062	904066
2021/03/20 14:26:14	Monroe	Serology	5358	35601
2021/03/20 14:26:14	Monroe	Total	141420	939668
2021/03/20 14:26:14	Montcalm	Diagnostic	67238	1052436
2021/03/20 14:26:14	Montcalm	Serology	2226	34842
2021/03/20 14:26:14	Montcalm	Total	69464	1087278
2021/03/20 14:26:14	Montmorency	Serology	377	40416
2021/03/20 14:26:14	Montmorency	Diagnostic	6353	681068
2021/03/20 14:26:14	Montmorency	Total	6730	721484
2021/03/20 14:26:14	Muskegon	Diagnostic	180281	1038688
2021/03/20 14:26:14	Muskegon	Serology	3464	19958
2021/03/20 14:26:14	Muskegon	Total	183745	1058646
2021/03/20 14:26:14	Newaygo	Serology	1603	32728
2021/03/20 14:26:14	Newaygo	Diagnostic	38178	779461
2021/03/20 14:26:14	Newaygo	Total	39781	812189
2021/03/20 14:26:14	Oakland	Serology	106432	84632
2021/03/20 14:26:14	Oakland	Diagnostic	1174327	933796
2021/03/20 14:26:14	Oakland	Total	1280759	1018428
2021/03/20 14:26:14	Oceana	Serology	841	31775
2021/03/20 14:26:14	Oceana	Diagnostic	30623	1157026

2021/03/20 14:26:14	Oceana	Total	31464	1188801
2021/03/20 14:26:14	Ogemaw	Serology	550	26194
2021/03/20 14:26:14	Ogemaw	Diagnostic	15969	760537
2021/03/20 14:26:14	Ogemaw	Total	16519	786731
2021/03/20 14:26:14	Ontonagon	Serology	69	12063
2021/03/20 14:26:14	Ontonagon	Diagnostic	6853	1198077
2021/03/20 14:26:14	Ontonagon	Total	6922	1210140
2021/03/20 14:26:14	Osceola	Diagnostic	20748	884399
2021/03/20 14:26:14	Osceola	Serology	918	39130
2021/03/20 14:26:14	Osceola	Total	21666	923529
2021/03/20 14:26:14	Oscoda	Diagnostic	4728	573717
2021/03/20 14:26:14	Oscoda	Serology	298	36161
2021/03/20 14:26:14	Oscoda	Total	5026	609877
2021/03/20 14:26:14	Otsego	Diagnostic	17589	713029
2021/03/20 14:26:14	Otsego	Serology	905	36687
2021/03/20 14:26:14	Otsego	Total	18494	749716
2021/03/20 14:26:14	Ottawa	Diagnostic	327770	1123154
2021/03/20 14:26:14	Ottawa	Serology	13744	47096
2021/03/20 14:26:14	Ottawa	Total	341514	1170250
2021/03/20 14:26:14	Presque Isle	Diagnostic	9018	716169
2021/03/20 14:26:14	Presque Isle	Serology	494	39231
2021/03/20 14:26:14	Presque Isle	Total	9512	755400
2021/03/20 14:26:14	Roscommon	Diagnostic	16278	677713
2021/03/20 14:26:14	Roscommon	Serology	663	27603
2021/03/20 14:26:14	Roscommon	Total	16941	705317
2021/03/20 14:26:14	Saginaw	Serology	8947	46956
2021/03/20 14:26:14	Saginaw	Diagnostic	218324	1145823
2021/03/20 14:26:14	Saginaw	Total	227271	1192779
2021/03/20 14:26:14	Sanilac	Diagnostic	45276	1099733
2021/03/20 14:26:14	Sanilac	Serology	1205	29269
2021/03/20 14:26:14	Sanilac	Total	46481	1129002
2021/03/20 14:26:14	Schoolcraft	Diagnostic	5840	721522
2021/03/20 14:26:14	Schoolcraft	Serology	63	7784
2021/03/20 14:26:14	Schoolcraft	Total	5903	729306
2021/03/20 14:26:14	Shiawassee	Serology	2390	35084
2021/03/20 14:26:14	Shiawassee	Diagnostic	57813	848669
2021/03/20 14:26:14	Shiawassee	Total	60203	883753
2021/03/20 14:26:14	St Clair	Diagnostic	117791	740228
2021/03/20 14:26:14	St Clair	Serology	7466	46918
2021/03/20 14:26:14	St Clair	Total	125257	787146
2021/03/20 14:26:14	St Joseph	Serology	1509	24752
2021/03/20 14:26:14	St Joseph	Diagnostic	51441	843793
2021/03/20 14:26:14	St Joseph	Total	52950	868545
2021/03/20 14:26:14	Tuscola	Serology	2009	38453
2021/03/20 14:26:14	Tuscola	Diagnostic	53100	1016365
2021/03/20 14:26:14	Tuscola	Total	55109	1054819
2021/03/20 14:26:14	Unknown	Serology	24429	
2021/03/20 14:26:14	Unknown	Diagnostic	510157	
2021/03/20 14:26:14	Unknown	Total	534586	
2021/03/20 14:26:14	Van Buren	Diagnostic	83405	1102118

2021/03/20 14:26:14	Van Buren	Serology	1690	22332
2021/03/20 14:26:14	Van Buren	Total	85095	1124450
2021/03/20 14:26:14	Washtenaw	Serology	16661	45324
2021/03/20 14:26:14	Washtenaw	Diagnostic	577778	1571753
2021/03/20 14:26:14	Washtenaw	Total	594439	1617077
2021/03/20 14:26:14	Wayne	Diagnostic	1168360	1058477
2021/03/20 14:26:14	Wayne	Serology	71371	64659
2021/03/20 14:26:14	Wayne	Total	1239731	1123136
2021/03/20 14:26:14	Wexford	Diagnostic	25157	748030
2021/03/20 14:26:14	Wexford	Serology	1189	35354
2021/03/20 14:26:14	Wexford	Total	26346	783384

PUBLIC USE DATASETS

Diagnostic Tests by Result and County

README

Data include diagnostic tests for COVID-19 by date and county.

Diagnostic tests are used to find current infection and look for genes or proteins from the severe acute respiratory syndrome coronavirus 2 (SARS-CoV-2), the virus that causes COVID-19. These tests, which are performed as nasal swabs, include: Nucleic acid amplification test/real-time polymerase chain reaction (NAAT/RT-PCR) test and rapid virus antigen detection point of care (POC) tests.

Correctional includes state and federal prisons and county and city detention facilities.

Testing data represents total tests performed, not individuals tested. A single individual may have more than one test completed.

The total number of positive tests may exceed the number of confirmed cases due to 1) a single individual may have more than one test performed; 2) MDHHS may receive data on positive tests in advance of a local health department classifying an individual as a confirmed or probable case, and 3) although efforts have been made to de-duplicate testing data, some duplication may occur.

DIAGNOSTIC TESTS BY RESULT AND COUNTY 2021-03-20

MessageDate	COUNTY	Negative	Positive	Total
3/19/2021	Alcona	16	1	17
3/19/2021	Alger	37	1	38
3/19/2021	Allegan	238	39	277
3/19/2021	Alpena	23	3	26
3/19/2021	Antrim	43	6	49
3/19/2021	Arenac	59	0	59
3/19/2021	Baraga	11	0	11
3/19/2021	Barry	124	14	138
3/19/2021	Bay	211	21	232
3/19/2021	Benzie	26	3	29
3/19/2021	Berrien	386	72	458
3/19/2021	Branch	113	15	128
3/19/2021	Calhoun	596	47	643
3/19/2021	Cass	108	22	130
3/19/2021	Charlevoix	57	5	62
3/19/2021	Cheboygan	49	11	60
3/19/2021	Chippewa	76	4	80
3/19/2021	Clare	41	0	41
3/19/2021	Clinton	173	11	184
3/19/2021	Correctional	3992	19	4011
3/19/2021	Crawford	24	6	30
3/19/2021	Delta	76	6	82
3/19/2021	Detroit City	1716	152	1868
3/19/2021	Dickinson	37	3	40
3/19/2021	Eaton	349	51	400
3/19/2021	Emmet	58	4	62
3/19/2021	Genesee	934	124	1058
3/19/2021	Gladwin	36	4	40
3/19/2021	Gogebic	21	2	23
3/19/2021	Grand Traverse	130	9	139
3/19/2021	Gratiot	226	3	229
3/19/2021	Hillsdale	69	17	86
3/19/2021	Houghton	359	30	389
3/19/2021	Huron	40	15	55
3/19/2021	Ingham	972	117	1089
3/19/2021	Ionia	180	7	187
3/19/2021	Iosco	148	2	150
3/19/2021	Iron	10	1	11
3/19/2021	Isabella	127	9	136
3/19/2021	Jackson	497	55	552
3/19/2021	Kalamazoo	753	59	812
3/19/2021	Kalkaska	34	6	40
3/19/2021	Kent	2156	165	2321
3/19/2021	Keweenaw	11	1	12
3/19/2021	Lake	28	2	30
3/19/2021	Lapeer	183	42	225
3/19/2021	Leelanau	26	1	27

3/19/2021	Lenawee	219	16	235
3/19/2021	Livingston	339	43	382
3/19/2021	Luce	47	1	48
3/19/2021	Mackinac	12	3	15
3/19/2021	Macomb	2467	436	2903
3/19/2021	Manistee	25	1	26
3/19/2021	Marquette	535	8	543
3/19/2021	Mason	56	5	61
3/19/2021	Mecosta	76	7	83
3/19/2021	Menominee	45	0	45
3/19/2021	Midland	163	10	173
3/19/2021	Missaukee	17	5	22
3/19/2021	Monroe	415	54	469
3/19/2021	Montcalm	175	21	196
3/19/2021	Montmorency	20	1	21
3/19/2021	Muskegon	377	21	398
3/19/2021	Newaygo	115	6	121
3/19/2021	Oakland	3456	386	3842
3/19/2021	Oceana	42	3	45
3/19/2021	Ogemaw	38	2	40
3/19/2021	Ontonagon	9	2	11
3/19/2021	Osceola	48	13	61
3/19/2021	Oscoda	5	2	7
3/19/2021	Otsego	87	9	96
3/19/2021	Ottawa	753	74	827
3/19/2021	Presque Isle	16	2	18
3/19/2021	Roscommon	50	11	61
3/19/2021	Saginaw	630	40	670
3/19/2021	Sanilac	214	27	241
3/19/2021	Schoolcraft	10	1	11
3/19/2021	Shiawassee	175	22	197
3/19/2021	St Clair	399	83	482
3/19/2021	St Joseph	122	17	139
3/19/2021	Tuscola	132	19	151
3/19/2021	Unknown	898	68	966
3/19/2021	Van Buren	179	38	217
3/19/2021	Washtenaw	2807	62	2869
3/19/2021	Wayne	3511	461	3972
3/19/2021	Wexford	74	24	98