



Western Michigan University  
ScholarWorks at WMU

---

Cumulative Michigan COVID-19 Data

Michigan COVID-19 State Data

---

3-24-2021

## 2021-03-24\_MichiganOverview\_COVIDstats

Michigan Department of Health & Human Services

Follow this and additional works at: <https://scholarworks.wmich.edu/michigan-covid-data-state-cumulative>



Part of the Public Health Commons

---

### WMU ScholarWorks Citation

Michigan Department of Health & Human Services, "2021-03-24\_MichiganOverview\_COVIDstats" (2021).  
*Cumulative Michigan COVID-19 Data*. 332.

<https://scholarworks.wmich.edu/michigan-covid-data-state-cumulative/332>

This Website is brought to you for free and open access  
by the Michigan COVID-19 State Data at ScholarWorks at  
WMU. It has been accepted for inclusion in Cumulative  
Michigan COVID-19 Data by an authorized administrator  
of ScholarWorks at WMU. For more information, please  
contact [wmu-scholarworks@wmich.edu](mailto:wmu-scholarworks@wmich.edu).



Coronavirus

MI SAFE START

CONTAIN COVID

RESOURCES

PRESS RELEASES

DONATE

VIDEO UPDATES

CORONAVIRUS / MICHIGAN DATA

Michigan Data

Hospitals

Long Term  
Care Facilities

Coronavirus  
Symptoms

Cumulative  
Recovered

Outbreak  
Reporting

School-Related  
Outbreak  
Reporting

Wastewater  
Surveillance

Testing  
Turnaround  
Time

MIS-C Data  
and Reporting

Data and  
Modeling  
Updates

The State of Michigan is working around the clock to test and treat COVID-19 patients. Below is the most recent data healthcare experts across the state have compiled. It is updated Monday - Saturday.

CURRENT STATUS

DAILY CASES

CUMULATIVE TRENDS

DEMOGRAPHICS

TOTAL TESTING

DIAGNOSTIC TESTING

LEARN MORE

View Cases

View Deaths

View Table

Select Preparedness Region:

All

Select County:

All

*This report is provisional and subject to change. City of Detroit and Wayne County are reported separately. MDHHS began tracking probable cases April 5, 2020. FCI indicates federal correctional institute. MDOC indicates Michigan Department of Corrections. Diagnostic tests, including nucleic acid amplification/real-time polymerase chain reaction (NAA/RT-PCR) and rapid virus antigen detection point of care (POC) tests, look for current infection. Serology (antibody) tests are used to look for the possibility of previous infection.*

*Source: Michigan Disease Surveillance System (MDSS) and Vital Records.*

COVID-19 Cases by County

Confirmed cases include individuals with a positive diagnostic test for COVID-19. Probable cases include individuals with COVID-19 symptoms and an epidemiologic link to confirmed COVID-19, but no diagnostic test.

Cases by County

17-471

472-2416

2417-12334

12335-82622

82623+

Michigan

Wednesday, March 24, 2021

Michigan (Statewide) Case Fatality Rate

2.5%

Current Totals

Case Status	Cases	Deaths
Confirmed	637,645	15,935
Probable	68,905	1,014
Total	706,550	16,949

Laboratory Testing

Test Type	Tests Performed
Diagnostic	11,221,588
Serology	557,025
Total	11,778,613

Microsoft Power BI

Q

< 1 of 7 >

X

Cases by Hispanic/Latino Ethnicity

Hispanic/Latino Ethnicity	Percentage of Overall Cases by Ethnicity	Percentage of Deceased Cases by Ethnicity
Hispanic/Latino	5.57%	3.07%
Non-Hispanic Latino	70.73%	84.27%
Unknown	23.70%	12.66%

PUBLIC USE DATASETS 03/24/2021

(Downloadable .xlsx files)

Cases and Deaths by County

Totals may not add to 100% due to rounding

- Cases and Deaths by County by Date of Onset of Symptoms and Date of Death
- Cases by Demographics Statewide
- COVID-19 Tests by County
- Diagnostic Tests by Result and County

Cases by Arab Ethnicity		
Arab Ethnicity	Percentage of Overall Cases by Ethnicity	Percentage of Deceased Cases by Ethnicity
Arab	2.96%	1.74%
Non-Arab	52.51%	55.93%
Unknown	44.54%	42.33%

Totals may not add to 100% due to rounding



MICHIGAN.GOV HOME  
ADA  
MICHIGAN NEWS  
POLICIES

COPYRIGHT 2021 STATE OF MICHIGAN

# Cumulative Total of Recovered COVID-19 Cases

Cumulative Total of Recovered COVID-19 Cases (as of 03/19/2021): **562,775**

During this response, MDHHS is reviewing vital records statistics to identify any laboratory confirmed COVID-19 cases who are 30 days out from their onset of illness to represent recovery status. As the pandemic continues to impact Michigan, this pool will expand to include more cases. Recovered is defined as the number of persons with a confirmed COVID-19 diagnosis who are alive 30 days post-onset (or referral date if onset is not available). The number of persons recovered on March 19, 2021 represents COVID-19 confirmed individuals with an onset date on or prior to February 17, 2021. If an individual dies from a COVID-related cause >30 days from onset/referral, they are removed from the number of persons recovered. These numbers will be updated every Saturday.

Source: Michigan Disease Surveillance System and Vital Records



Have questions?  
Chat with Robin

[View Cases](#)[View Deaths](#)[View Table](#)

Select Preparedness Region:

All

Select County:

All

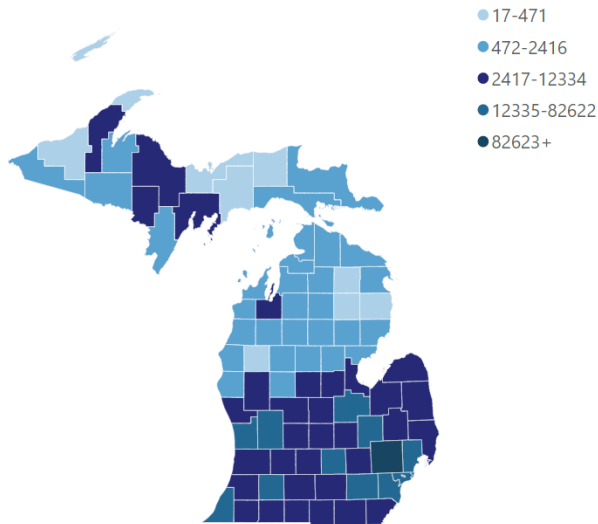
*This report is provisional and subject to change. City of Detroit and Wayne County are reported separately. MDHHS began tracking probable cases April 5, 2020. FCI indicates federal correctional institute. MDOC indicates Michigan Department of Corrections. Diagnostic tests, including nucleic acid amplification/real-time polymerase chain reaction (NAAT/RT-PCR) and rapid virus antigen detection point of care (POC) tests, look for current infection. Serology (antibody) tests are used to look for the possibility of previous infection.*

*Source: Michigan Disease Surveillance System (MDSS) and Vital Records.*

## COVID-19 Cases by County

Confirmed cases include individuals with a positive diagnostic test for COVID-19. Probable cases include individuals with COVID-19 symptoms and an epidemiologic link to confirmed COVID-19, but no diagnostic test.

### Cases by County



## Michigan

Wednesday, March 24, 2021

### Michigan (Statewide) Case Fatality Rate

2.5%

### Current Totals

Case Status	Cases	Deaths
Confirmed	637,645	15,935
Probable	68,905	1,014
<b>Total</b>	<b>706,550</b>	<b>16,949</b>

### Laboratory Testing

Test Type	Tests Performed
Diagnostic	11,221,588
Serology	557,025
<b>Total</b>	<b>11,778,613</b>

[View Cases](#)[View Deaths](#)[View Table](#)

Select Preparedness Region:

All

Select County:

All

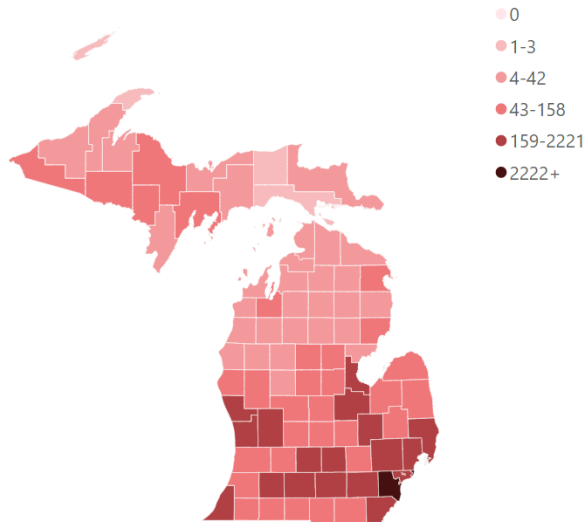
*This report is provisional and subject to change. City of Detroit and Wayne County are reported separately. MDHHS began tracking probable cases April 5, 2020. FCI indicates federal correctional institute. MDOC indicates Michigan Department of Corrections. Diagnostic tests, including nucleic acid amplification/real-time polymerase chain reaction (NAAT/RT-PCR) and rapid virus antigen detection point of care (POC) tests, look for current infection. Serology (antibody) tests are used to look for the possibility of previous infection.*

*Source: Michigan Disease Surveillance System (MDSS) and Vital Records.*

## COVID-19 Deaths by County

Confirmed deaths include individuals who had a confirmed COVID-19 infection and are classified as deceased by the case investigation, have COVID-19 indicated as a cause of death on their death certificate, or who die within 30 days of infection and their manner of death is listed as natural. Probable deaths include individuals who have COVID indicated on their death certificate, but have not had a positive diagnostic test.

### Deaths by County



## Michigan

Wednesday, March 24, 2021

### Michigan (Statewide) Case Fatality Rate

2.5%

### Current Totals

Case Status	Cases	Deaths
Confirmed	637,645	15,935
Probable	68,905	1,014
<b>Total</b>	<b>706,550</b>	<b>16,949</b>

### Laboratory Testing

Test Type	Tests Performed
Diagnostic	11,221,588
Serology	557,025
<b>Total</b>	<b>11,778,613</b>

Confirmed Cases

Deaths

View Table

Select Preparedness Region:

All



Select County:

All



Cases are shown by onset date or by lab specimen collection date if onset date was unavailable. Deaths are shown by date of death or date of last status update if date of death was unavailable. Tracking of probable cases and deaths did not begin until April 5, 2020, therefore only probable cases referred for investigation on or after April 5, 2020 are displayed (onset may have been prior).

Notes: FCI indicates federal correctional institute. MDOC indicates Michigan Department of Corrections.

## Daily Cases by Status

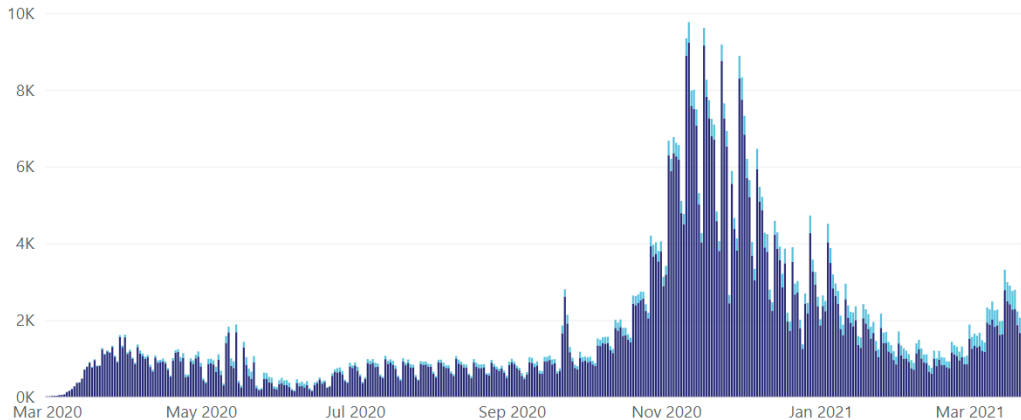
The number of daily confirmed cases represent the total number of people who had a positive diagnostic test for COVID-19 by the date of the onset of their symptoms.

Filter by Date:

3/1/2020

3/24/2021

### Cases by Date of Onset

Case Status ● Confirmed ● Probable

Confirmed Cases

Deaths

View Table

Select Preparedness Region:

All

Select County:

All

Cases are shown by onset date or by lab specimen collection date if onset date was unavailable. Deaths are shown by date of death or date of last status update if date of death was unavailable. Tracking of probable cases and deaths did not begin until April 5, 2020, therefore only probable cases referred for investigation on or after April 5, 2020 are displayed (onset may have been prior).

Notes: FCI indicates federal correctional institute. MDOC indicates Michigan Department of Corrections.

## Daily Deaths by Status

Confirmed deaths include individuals who had a confirmed COVID-19 infection and are classified as deceased by the case investigation, have COVID-19 indicated as a cause of death on their death certificate, or who die within 30 days of infection and their manner of death is listed as natural. Data are shown by the date of death.

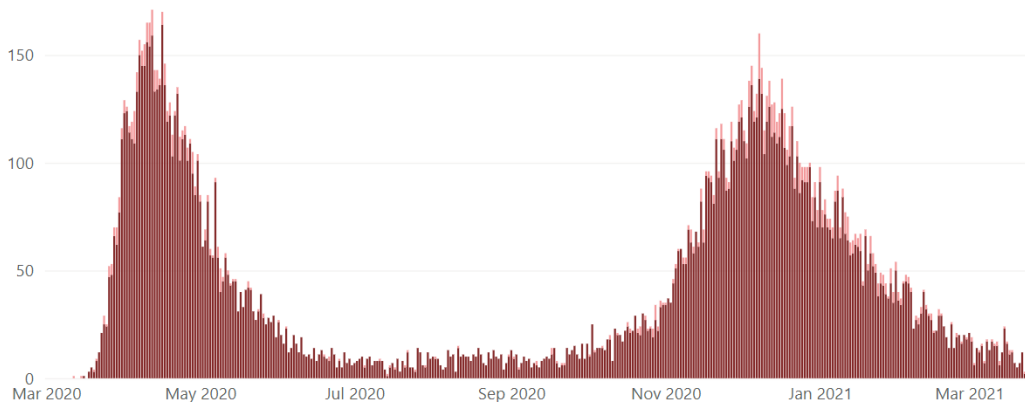
Filter by Date:

3/1/2020

3/24/2021

## Deaths by Date of Death

Case Status ● Confirmed ● Probable



View Table

View Chart

Select Preparedness Region:

All

Select County:

All

Cases are shown by onset date or by lab specimen collection date if onset date was unavailable. Deaths are shown by date of death or date of last status update if date of death was unavailable. Tracking of probable cases and deaths did not begin until April 5, 2020, therefore these data are not displayed by date.

Notes: FCI indicates federal correctional institute. MDOC indicates Michigan Department of Corrections.

## Cumulative Confirmed Cases and Deaths among Confirmed Cases

Cumulative cases represent the total number of people who had a positive diagnostic test for COVID-19. Cases are shown by the date of onset of symptoms. Cumulative Deaths represent the total number of people who had a confirmed COVID-19 infection and are classified as deceased by the case investigation, have COVID-19 indicated as a cause of death on their death certificate, or who die within 30 days of infection and their manner of death is listed as natural. Deaths are shown by date of death.

Filter By Date:

3/1/2020

3/24/2021

### Cumulative Confirmed Cases and Deaths among Confirmed Cases by Date

● Confirmed Cases ● Deaths

0.7M

0.6M

0.5M

0.4M

0.3M

0.2M

0.1M

0.0M

Mar 2020

May 2020

Jul 2020

Sep 2020

Nov 2020

Jan 2021

Mar 2021



## Cases by Demographic Characteristics

Data are suppressed when the number of cases is five or below to protect the confidentiality of individuals. The sum of the cases for individual categories may be fewer than the total number of cases due to data suppression. Rates are not calculated for multiple races, other, and unknown race categories due to the unavailability of an appropriate denominator.

Cases

Deaths

Select case status:

- ☒ Confirmed  
☐ Probable

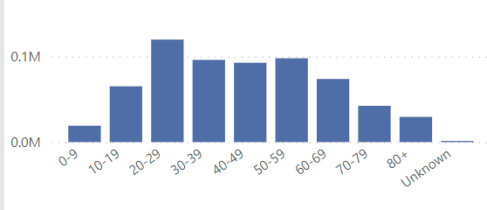
Select Preparedness Region:

All

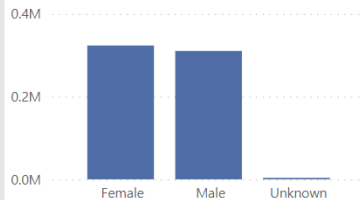
Select county:

All

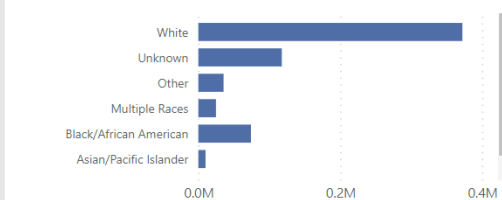
### Cases by Age Group



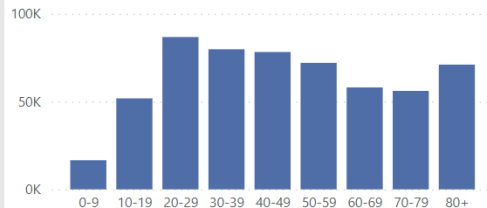
### Cases by Sex



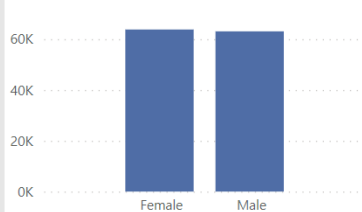
### Cases by Race



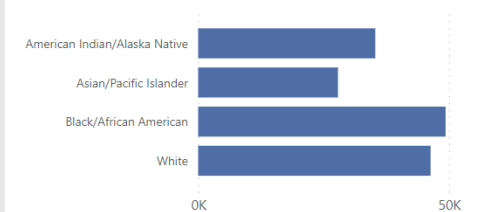
### Cases per Million by Age Group



### Cases per Million by Sex



### Cases per Million by Race



## Cases by Demographic Characteristics

Data are suppressed when the number of cases is five or below to protect the confidentiality of individuals. The sum of the cases for individual categories may be fewer than the total number of cases due to data suppression. Rates are not calculated for multiple races, other, and unknown race categories due to the unavailability of an appropriate denominator.

Cases

Deaths

Select case status:

- ☐ Confirmed  
☒ Probable

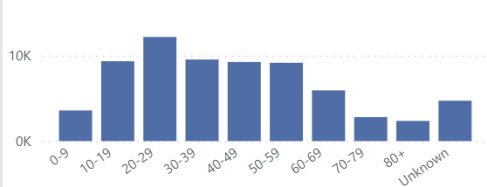
Select Preparedness Region:

All

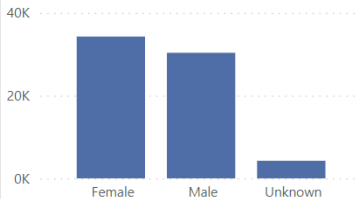
Select county:

All

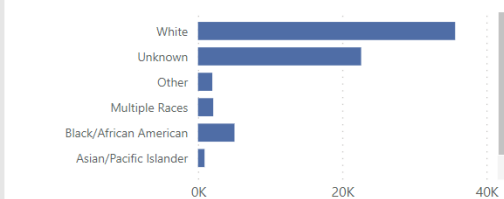
### Cases by Age Group



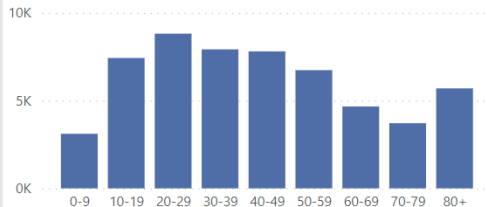
### Cases by Sex



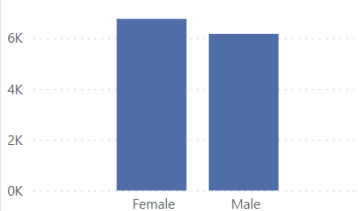
### Cases by Race



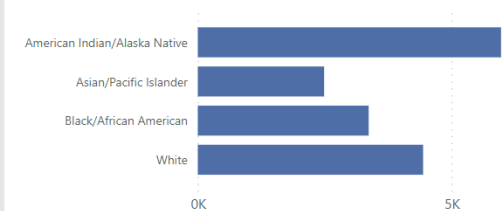
### Cases per Million by Age Group



### Cases per Million by Sex



### Cases per Million by Race



## Deaths by Demographic Characteristics

Data are suppressed when the number of deaths is five or below to protect the confidentiality of individuals. The sum of the deaths for individual categories may be fewer than the total number of deaths due to data suppression. Rates are not calculated for multiple races, other, and unknown race categories due to the unavailability of an appropriate denominator.

Cases

Deaths

Select case status:

- ☒ Confirmed  
☐ Probable

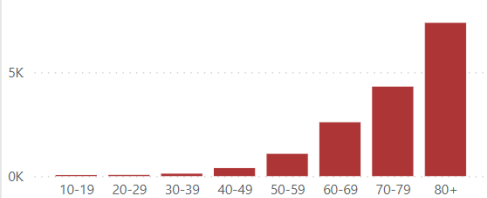
Select Preparedness Region:

All

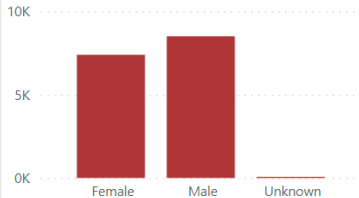
Select county:

All

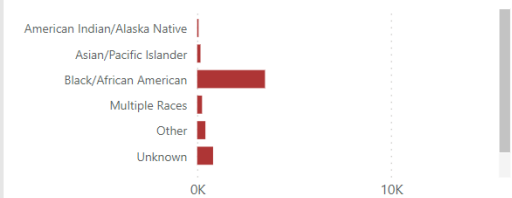
### Deaths by Age Group



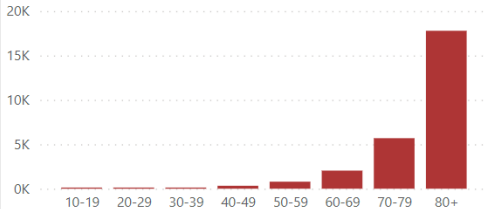
### Deaths by Sex



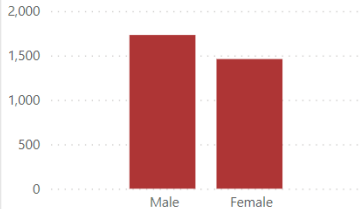
### Deaths by Race



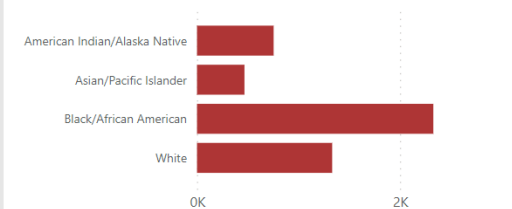
### Deaths per Million by Age Group



### Deaths per Million by Sex



### Deaths per Million by Race



## Deaths by Demographic Characteristics

Data are suppressed when the number of deaths is five or below to protect the confidentiality of individuals. The sum of the deaths for individual categories may be fewer than the total number of deaths due to data suppression. Rates are not calculated for multiple races, other, and unknown race categories due to the unavailability of an appropriate denominator.

Cases

Deaths

Select case status:

☐ Confirmed☒ Probable

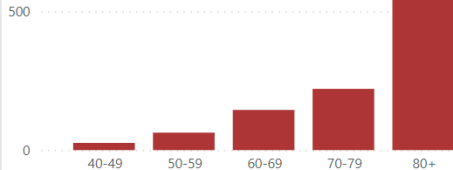
Select Preparedness Region:

All

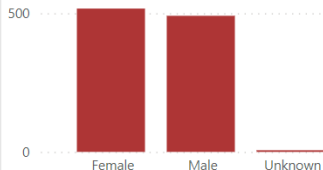
Select county:

All

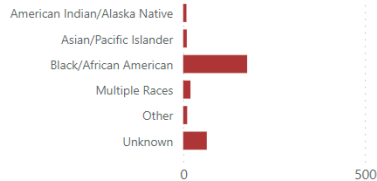
### Deaths by Age Group



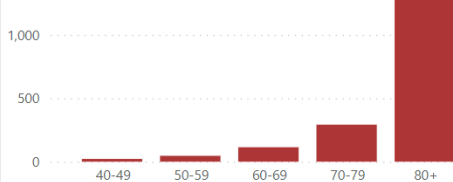
### Deaths by Sex



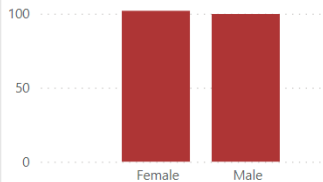
### Deaths by Race



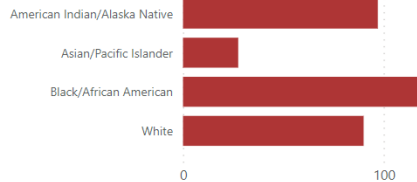
### Deaths per Million by Age Group



### Deaths per Million by Sex



### Deaths per Million by Race



[View Table](#)[View Charts](#)

Select Preparedness Region:

All

Select County:

All

Diagnostic tests are used to find current infection and look for genes or proteins from the severe acute respiratory syndrome coronavirus 2 (SARS-CoV-2), the virus that causes COVID-19. These tests, which are performed as nasal swabs, include: Nucleic acid amplification test/real-time polymerase chain reaction (NAAT/RT-PCR) test and rapid virus antigen detection point of care (POC) tests.

Serology tests are used to look for the possibility of previous infection. Serology tests look for antibodies to SARS-CoV-2 in the blood. There are currently two types of serology tests: the enzyme-linked immunosorbent assay (ELISA) test and the rapid antibody detection POC test. Serology tests do not diagnose disease and do not guarantee immunity, but might provide information about previous infection.

## Total Covid-19 Laboratory Tests

Total testing includes both diagnostic tests which are used to determine if an individual currently has COVID-19 and serology testing which is used to determine if a person has antibodies to Covid-19.

Filter by Date:

3/10/2020

3/23/2021

### Total Laboratory Tests by Type and Date

Test Type ● Diagnostic ● Serology

100K

50K

0K

May 2020

Jul 2020

Sep 2020

Nov 2020

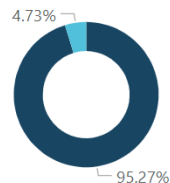
Jan 2021

Mar 2021

### Total Tests Completed to Date

Test Type	Count	Tests per Million Residents
Diagnostic	11,221,588	1,123,155
Serology	557,025	55,752
Total	11,778,613	1,178,907

### Percent of Tests Completed by Type



Test Type

● Diagnostic

● Serology

View Table

View Charts

Select Preparedness Region

All



Select County

All



Diagnostic tests are used to find current infection and look for genes or proteins from the severe acute respiratory syndrome coronavirus 2 (SARS-CoV-2), the virus that causes COVID-19. These tests, which are performed as nasal swabs, include: Nucleic acid amplification test/real-time polymerase chain reaction (NAAT/RT-PCR) test and rapid virus antigen detection point of care (POC) tests. Diagnostic tests do not include serology tests which look for antibodies to SARS-Cov-2 in the blood.

## Diagnostic Covid-19 Laboratory Tests

Diagnostic tests are used to determine if an individual is currently infected with Covid-19.

Filter by Date

3/10/2020

3/23/2021

### Total Laboratory Tests by Type and Date

Test Type ● Negative ● Positive

100K

50K

0K

May 2020

Jul 2020

Sep 2020

Nov 2020

Jan 2021

Mar 2021

### Percent of Diagnostic Tests That Were Positive

60%

40%

20%

0%

May 2020

Jul 2020

Sep 2020

Nov 2020

Jan 2021

Mar 2021

### Where does the data come from?

The State of Michigan COVID-19 Dashboard displays the most recent provisional data reported to the Michigan Department of Health and Humans Services (MDHHS) about cases in Michigan by selected demographics and county of residence (City of Detroit and Wayne County are reported separately). Data are reported to MDHHS via the [Michigan Disease Surveillance System \(MDSS\)](#). Provisional Death data are provided by the MDHHS Division for [Vital Records & Health Statistics](#).

### How does MDHHS classify confirmed and probable cases?

Confirmed cases only include individuals who have had a positive diagnostic laboratory test for COVID-19. Probable cases include individuals who have symptoms consistent with COVID-19 and an epidemiologic link to a confirmed case or a positive serology (antibody) test, but do not have a positive diagnostic laboratory test for COVID-19 and individuals with a positive serology (antibody) test for COVID-19 and an epidemiologic link to a confirmed case.

### How does MDHHS classify confirmed and probable deaths?

Confirmed deaths include individuals who meet one or more of the following conditions: 1) Have been identified as a confirmed case and classified as deceased as a result of a case investigation in the Michigan Disease Surveillance System (MDSS). MDSS is the database used by state and local health department to monitor reportable diseases like COVID-19; 2) have been identified as a confirmed case in MDSS had have a death certificate with COVID-19 listed as a cause of death; 3) have been identified as a confirmed case in MDSS and die within 30 days of onset of COVID-19 infection and have a death certificate which classifies their manner death as 'natural'. Probable deaths include individuals who have COVID indicated as a cause of death on their death certificate but have not had a positive diagnostic laboratory test.

### Why do the number of probable cases fluctuate?

The number of probable cases can change daily based on the investigation efforts of the health department. When a probable case is first reported, local and/or state health department staff investigate to determine if the person meets the case definition of probable. As additional information is gathered, the case could be re-classified to confirmed, remain as probable, or be determined as not a case.

### Why do data in the demographics tab not sum to the total number of cases for a county or region?

Data are not shown whenever the number of cases for a particular demographic category is fewer than six to protect the confidentiality of individuals. Rates are not calculated for other, multiple, and unknown race because an appropriate population denominator is not available for these categories at the county level.

### Where can I get more information about COVID-19?

Visit <https://www.michigan.gov/coronavirus> to find information on resources and assistance, answers to frequently asked questions, and the latest updates on Michigan's response to COVID-19. For COVID-19 updates from CDC visit <https://www.cdc.gov/coronavirus/2019-ncov>.

# PUBLIC USE DATASETS

## Cases and Deaths by County

### README

Includes total cases and deaths to date by case status (confirmed or probable) and county. County is based on the county of residence.

Confirmed cases only include individuals who have had a positive diagnostic laboratory test for COVID-19.

Probable cases include individuals who have symptoms consistent with COVID-19 and an epidemiologic link to a confirmed case or a positive serology (antibody) test, but do not have a positive diagnostic laboratory test for COVID-19 and individuals with a positive serology (antibody) test for COVID-19 and an epidemiologic link to a confirmed case.

Confirmed deaths include individuals who meet one or more of the following conditions: 1) Have been identified as a confirmed case and classified as deceased as a result of a case investigation in the Michigan Disease Surveillance System (MDSS). MDSS is the database used by state and local health department to monitor reportable diseases like COVID-19; 2) have been identified as a confirmed case in MDSS had have a death certificate with COVID-19 listed as a cause of death; 3) have been identified as a confirmed case in MDSS and die within 30 days of onset of COVID-19 infection and have a death certificate which classifies their manner death as 'natural'.

Probable deaths include individuals who have COVID indicated as a cause of death on their death certificate but have not had a positive diagnostic laboratory test.

The number of probable cases can change daily based on information obtained through the health department investigation. Probable cases can be re-classified as a confirmed case or determined to not be a case.



# **CASES AND DEATHS BY COUNTY 2021-03-24**

Updated	COUNTY	ConfirmedCases	ConfirmedDeaths	ProbableCases	ProbableDeaths
2021/03/24 13:08:00	Alcona	369	20	80	5
2021/03/24 13:08:00	Alger	284	1	160	4
2021/03/24 13:08:00	Allegan	7098	95	822	23
2021/03/24 13:08:00	Alpena	1295	47	256	1
2021/03/24 13:08:00	Antrim	882	15	230	5
2021/03/24 13:08:00	Arenac	698	26	85	0
2021/03/24 13:08:00	Baraga	516	33	107	0
2021/03/24 13:08:00	Barry	3657	48	382	2
2021/03/24 13:08:00	Bay	7609	289	359	11
2021/03/24 13:08:00	Benzie	828	31	148	1
2021/03/24 13:08:00	Berrien	11365	230	971	19
2021/03/24 13:08:00	Branch	3599	83	339	4
2021/03/24 13:08:00	Calhoun	9220	225	1483	17
2021/03/24 13:08:00	Cass	3927	62	489	5
2021/03/24 13:08:00	Charlevoix	909	13	240	0
2021/03/24 13:08:00	Cheboygan	956	38	242	0
2021/03/24 13:08:00	Chippewa	792	24	1104	4
2021/03/24 13:08:00	Clare	1442	68	229	1
2021/03/24 13:08:00	Clinton	4752	70	861	4
2021/03/24 13:08:00	Crawford	630	5	38	0
2021/03/24 13:08:00	Delta	2735	66	499	19
2021/03/24 13:08:00	Dickinson	2167	55	250	16
2021/03/24 13:08:00	Eaton	6234	152	807	8
2021/03/24 13:08:00	Emmet	1338	38	298	1
2021/03/24 13:08:00	Genesee	23675	719	4791	53
2021/03/24 13:08:00	Gladwin	1317	40	243	3
2021/03/24 13:08:00	Gogebic	960	21	354	28
2021/03/24 13:08:00	Grand Traverse	4195	65	536	11
2021/03/24 13:08:00	Gratiot	2508	100	372	4
2021/03/24 13:08:00	Hillsdale	3236	75	323	3
2021/03/24 13:08:00	Houghton	2239	31	547	8
2021/03/24 13:08:00	Huron	2026	59	679	3
2021/03/24 13:08:00	Ingham	17007	287	1260	6
2021/03/24 13:08:00	Ionia	4314	72	81	2
2021/03/24 13:08:00	Iosco	1162	64	156	3
2021/03/24 13:08:00	Iron	868	42	62	9
2021/03/24 13:08:00	Isabella	3753	75	506	1
2021/03/24 13:08:00	Jackson	10285	221	481	6
2021/03/24 13:08:00	Kalamazoo	14505	289	2067	38
2021/03/24 13:08:00	Kalkaska	663	15	53	0
2021/03/24 13:08:00	Kent	51405	669	3188	58
2021/03/24 13:08:00	Keweenaw	124	1	31	1
2021/03/24 13:08:00	Lake	381	10	23	1
2021/03/24 13:08:00	Lapeer	5019	125	840	2
2021/03/24 13:08:00	Leelanau	816	15	145	0
2021/03/24 13:08:00	Lenawee	6353	124	374	4
2021/03/24 13:08:00	Livingston	10304	140	1245	13

2021/03/24 13:08:00	Luce	134	0	111	1
2021/03/24 13:08:00	Mackinac	306	3	167	0
2021/03/24 13:08:00	Macomb	61333	1901	5284	106
2021/03/24 13:08:00	Manistee	782	18	50	3
2021/03/24 13:08:00	Marquette	3554	55	571	1
2021/03/24 13:08:00	Mason	1210	27	94	0
2021/03/24 13:08:00	Mecosta	2019	21	106	0
2021/03/24 13:08:00	Menominee	1643	39	274	2
2021/03/24 13:08:00	Midland	4779	63	615	3
2021/03/24 13:08:00	Missaukee	834	11	167	8
2021/03/24 13:08:00	Monroe	9471	197	1452	12
2021/03/24 13:08:00	Montcalm	3440	89	309	2
2021/03/24 13:08:00	Montmorency	322	17	62	1
2021/03/24 13:08:00	Muskegon	10702	300	224	7
2021/03/24 13:08:00	Newaygo	2970	52	234	2
2021/03/24 13:08:00	Oakland	70695	1936	11929	113
2021/03/24 13:08:00	Oceana	1858	49	88	2
2021/03/24 13:08:00	Ogemaw	975	33	176	1
2021/03/24 13:08:00	Ontonagon	374	20	56	1
2021/03/24 13:08:00	Osceola	1051	23	157	0
2021/03/24 13:08:00	Oscoda	342	19	81	1
2021/03/24 13:08:00	Otsego	1198	24	272	4
2021/03/24 13:08:00	Ottawa	22304	323	1399	37
2021/03/24 13:08:00	Presque Isle	616	27	93	1
2021/03/24 13:08:00	Roscommon	1211	38	198	0
2021/03/24 13:08:00	Saginaw	14918	520	773	12
2021/03/24 13:08:00	Sanilac	2336	75	295	5
2021/03/24 13:08:00	Schoolcraft	237	4	36	1
2021/03/24 13:08:00	Shiawassee	3883	83	292	1
2021/03/24 13:08:00	St Clair	8991	256	1729	11
2021/03/24 13:08:00	St Joseph	4468	82	580	6
2021/03/24 13:08:00	Tuscola	3217	130	467	10
2021/03/24 13:08:00	Van Buren	5055	87	324	11
2021/03/24 13:08:00	Washtenaw	18221	242	1742	6
2021/03/24 13:08:00	Wayne	71115	2123	5901	99
2021/03/24 13:08:00	Wexford	1712	23	168	1
2021/03/24 13:08:00	MDOC	24947	146	812	3
2021/03/24 13:08:00	FCI	310	5	5	0
2021/03/24 13:08:00	Out-of-State	1480	9	79	2
2021/03/24 13:08:00	Unknown			17	0
2021/03/24 13:08:00	Detroit City	32215	1872	2680	131

# PUBLIC USE DATASETS

## Cases by Demographics Statewide

### README

Includes the total number of confirmed and probable cases and confirmed and probable deaths to date by demographic characteristics

Confirmed cases only include individuals who have had a positive diagnostic laboratory test for COVID-19.

Probable cases include individuals who have symptoms consistent with COVID-19 and an epidemiologic link to a confirmed case or a positive serology (antibody) test, but do not have a positive diagnostic laboratory test for COVID-19 and individuals with a positive serology (antibody) test for COVID-19 and an epidemiologic link to a confirmed case.

Confirmed deaths include individuals who meet one or more of the following conditions: 1) Have been identified as a confirmed case and classified as deceased as a result of a case investigation in the Michigan Disease Surveillance System (MDSS). MDSS is the database used by state and local health department to monitor reportable diseases like COVID-19; 2) have been identified as a confirmed case in MDSS had have a death certificate with COVID-19 listed as a cause of death; 3) have been identified as a confirmed case in MDSS and die within 30 days of onset of COVID-19 infection and have a death certificate which classifies their manner death as 'natural'.

Probable deaths include individuals who have COVID indicated as a cause of death on their death certificate but have not had a positive diagnostic laboratory test.

The number of probable cases can change daily based on information obtained through the health department investigation. Probable cases can be re-classified as a confirmed case or determined to not be a case.

Data is suppressed when the number of cases or deaths in a single category is between one and five to protect the confidentiality of individuals.

# **CASES BY DEMOGRAPHICS STATEWIDE 2021-03-24**

CASE_STATUS	AgeCat	RaceCat	SEX	Cases	Deaths
Confirmed	0-9	American Indian/Alaska Native	Female	85	0
Confirmed	10-19	American Indian/Alaska Native	Female	205	0
Confirmed	20-29	American Indian/Alaska Native	Female	346	0
Confirmed	30-39	American Indian/Alaska Native	Female	280	Suppressed
Confirmed	40-49	American Indian/Alaska Native	Female	253	Suppressed
Confirmed	50-59	American Indian/Alaska Native	Female	242	Suppressed
Confirmed	60-69	American Indian/Alaska Native	Female	169	7
Confirmed	70-79	American Indian/Alaska Native	Female	92	10
Confirmed	80+	American Indian/Alaska Native	Female	36	7
Confirmed	Unknown	American Indian/Alaska Native	Female	Suppressed	0
Confirmed	0-9	Asian/Pacific Islander	Female	166	0
Confirmed	10-19	Asian/Pacific Islander	Female	569	0
Confirmed	20-29	Asian/Pacific Islander	Female	1125	0
Confirmed	30-39	Asian/Pacific Islander	Female	923	Suppressed
Confirmed	40-49	Asian/Pacific Islander	Female	832	0
Confirmed	50-59	Asian/Pacific Islander	Female	722	7
Confirmed	60-69	Asian/Pacific Islander	Female	408	10
Confirmed	70-79	Asian/Pacific Islander	Female	199	20
Confirmed	80+	Asian/Pacific Islander	Female	131	34
Confirmed	Unknown	Asian/Pacific Islander	Female	0	0
Confirmed	0-9	Black/African American	Female	1043	Suppressed
Confirmed	10-19	Black/African American	Female	2692	Suppressed
Confirmed	20-29	Black/African American	Female	6842	12
Confirmed	30-39	Black/African American	Female	6124	16
Confirmed	40-49	Black/African American	Female	5349	65
Confirmed	50-59	Black/African American	Female	4887	150
Confirmed	60-69	Black/African American	Female	4155	337
Confirmed	70-79	Black/African American	Female	2467	445
Confirmed	80+	Black/African American	Female	1692	596
Confirmed	Unknown	Black/African American	Female	14	0
Confirmed	0-9	Multiple Races	Female	522	0
Confirmed	10-19	Multiple Races	Female	1674	Suppressed
Confirmed	20-29	Multiple Races	Female	2556	0
Confirmed	30-39	Multiple Races	Female	1843	0
Confirmed	40-49	Multiple Races	Female	1938	Suppressed
Confirmed	50-59	Multiple Races	Female	1980	10
Confirmed	60-69	Multiple Races	Female	1451	12
Confirmed	70-79	Multiple Races	Female	793	28
Confirmed	80+	Multiple Races	Female	519	64
Confirmed	Unknown	Multiple Races	Female	11	0
Confirmed	0-9	Other	Female	801	0
Confirmed	10-19	Other	Female	2196	0
Confirmed	20-29	Other	Female	3850	0
Confirmed	30-39	Other	Female	2963	Suppressed
Confirmed	40-49	Other	Female	2751	Suppressed
Confirmed	50-59	Other	Female	2185	13
Confirmed	60-69	Other	Female	1324	33

Confirmed	70-79	Other	Female	681	45
Confirmed	80+	Other	Female	468	79
Confirmed	Unknown	Other	Female	8	0
Confirmed	0-9	Unknown	Female	1324	0
Confirmed	10-19	Unknown	Female	5412	0
Confirmed	20-29	Unknown	Female	11806	Suppressed
Confirmed	30-39	Unknown	Female	9327	Suppressed
Confirmed	40-49	Unknown	Female	9573	9
Confirmed	50-59	Unknown	Female	10085	17
Confirmed	60-69	Unknown	Female	6046	46
Confirmed	70-79	Unknown	Female	2782	86
Confirmed	80+	Unknown	Female	2278	244
Confirmed	Unknown	Unknown	Female	100	0
Confirmed	0-9	White	Female	5183	0
Confirmed	10-19	White	Female	20504	Suppressed
Confirmed	20-29	White	Female	35263	12
Confirmed	30-39	White	Female	26491	18
Confirmed	40-49	White	Female	26155	60
Confirmed	50-59	White	Female	28651	192
Confirmed	60-69	White	Female	22806	549
Confirmed	70-79	White	Female	14406	1121
Confirmed	80+	White	Female	12776	3024
Confirmed	Unknown	White	Female	86	0
Confirmed	0-9	American Indian/Alaska Native	Male	77	0
Confirmed	10-19	American Indian/Alaska Native	Male	213	0
Confirmed	20-29	American Indian/Alaska Native	Male	276	0
Confirmed	30-39	American Indian/Alaska Native	Male	249	0
Confirmed	40-49	American Indian/Alaska Native	Male	249	0
Confirmed	50-59	American Indian/Alaska Native	Male	211	Suppressed
Confirmed	60-69	American Indian/Alaska Native	Male	167	19
Confirmed	70-79	American Indian/Alaska Native	Male	82	13
Confirmed	80+	American Indian/Alaska Native	Male	27	6
Confirmed	Unknown	American Indian/Alaska Native	Male	0	0
Confirmed	0-9	Asian/Pacific Islander	Male	220	0
Confirmed	10-19	Asian/Pacific Islander	Male	555	0
Confirmed	20-29	Asian/Pacific Islander	Male	1240	0
Confirmed	30-39	Asian/Pacific Islander	Male	912	0
Confirmed	40-49	Asian/Pacific Islander	Male	728	Suppressed
Confirmed	50-59	Asian/Pacific Islander	Male	689	Suppressed
Confirmed	60-69	Asian/Pacific Islander	Male	406	24
Confirmed	70-79	Asian/Pacific Islander	Male	186	36
Confirmed	80+	Asian/Pacific Islander	Male	93	28
Confirmed	Unknown	Asian/Pacific Islander	Male	0	0
Confirmed	0-9	Black/African American	Male	1102	0
Confirmed	10-19	Black/African American	Male	2570	Suppressed
Confirmed	20-29	Black/African American	Male	7329	16
Confirmed	30-39	Black/African American	Male	7160	34
Confirmed	40-49	Black/African American	Male	6355	98
Confirmed	50-59	Black/African American	Male	5991	258
Confirmed	60-69	Black/African American	Male	4488	470

Confirmed	70-79	Black/African American	Male	2372	576
Confirmed	80+	Black/African American	Male	1003	420
Confirmed	Unknown	Black/African American	Male	6	0
Confirmed	0-9	Multiple Races	Male	561	Suppressed
Confirmed	10-19	Multiple Races	Male	1663	0
Confirmed	20-29	Multiple Races	Male	2161	0
Confirmed	30-39	Multiple Races	Male	1516	Suppressed
Confirmed	40-49	Multiple Races	Male	1509	Suppressed
Confirmed	50-59	Multiple Races	Male	1579	8
Confirmed	60-69	Multiple Races	Male	1371	36
Confirmed	70-79	Multiple Races	Male	738	34
Confirmed	80+	Multiple Races	Male	315	49
Confirmed	Unknown	Multiple Races	Male	Suppressed	0
Confirmed	0-9	Other	Male	856	0
Confirmed	10-19	Other	Male	2250	0
Confirmed	20-29	Other	Male	4017	Suppressed
Confirmed	30-39	Other	Male	3220	Suppressed
Confirmed	40-49	Other	Male	2970	18
Confirmed	50-59	Other	Male	2510	28
Confirmed	60-69	Other	Male	1434	71
Confirmed	70-79	Other	Male	634	63
Confirmed	80+	Other	Male	285	61
Confirmed	Unknown	Other	Male	Suppressed	0
Confirmed	0-9	Unknown	Male	1429	0
Confirmed	10-19	Unknown	Male	5243	0
Confirmed	20-29	Unknown	Male	11961	0
Confirmed	30-39	Unknown	Male	9821	8
Confirmed	40-49	Unknown	Male	9020	18
Confirmed	50-59	Unknown	Male	9830	28
Confirmed	60-69	Unknown	Male	5939	75
Confirmed	70-79	Unknown	Male	2471	129
Confirmed	80+	Unknown	Male	1240	153
Confirmed	Unknown	Unknown	Male	113	0
Confirmed	0-9	White	Male	5673	0
Confirmed	10-19	White	Male	19189	Suppressed
Confirmed	20-29	White	Male	30451	18
Confirmed	30-39	White	Male	24753	33
Confirmed	40-49	White	Male	24477	106
Confirmed	50-59	White	Male	27921	354
Confirmed	60-69	White	Male	23325	900
Confirmed	70-79	White	Male	14395	1697
Confirmed	80+	White	Male	8526	2609
Confirmed	Unknown	White	Male	73	0
Confirmed	0-9	American Indian/Alaska Native	Unknown	0	0
Confirmed	10-19	American Indian/Alaska Native	Unknown	Suppressed	0
Confirmed	20-29	American Indian/Alaska Native	Unknown	Suppressed	0
Confirmed	30-39	American Indian/Alaska Native	Unknown	Suppressed	0
Confirmed	40-49	American Indian/Alaska Native	Unknown	0	0
Confirmed	50-59	American Indian/Alaska Native	Unknown	Suppressed	0
Confirmed	60-69	American Indian/Alaska Native	Unknown	Suppressed	0

Confirmed	70-79	American Indian/Alaska Native	Unknown	Suppressed	0
Confirmed	80+	American Indian/Alaska Native	Unknown	0	0
Confirmed	Unknown	American Indian/Alaska Native	Unknown	0	0
Confirmed	0-9	Asian/Pacific Islander	Unknown	0	0
Confirmed	10-19	Asian/Pacific Islander	Unknown	6	0
Confirmed	20-29	Asian/Pacific Islander	Unknown	8	0
Confirmed	30-39	Asian/Pacific Islander	Unknown	Suppressed	0
Confirmed	40-49	Asian/Pacific Islander	Unknown	Suppressed	0
Confirmed	50-59	Asian/Pacific Islander	Unknown	Suppressed	0
Confirmed	60-69	Asian/Pacific Islander	Unknown	Suppressed	0
Confirmed	70-79	Asian/Pacific Islander	Unknown	0	0
Confirmed	80+	Asian/Pacific Islander	Unknown	0	0
Confirmed	Unknown	Asian/Pacific Islander	Unknown	0	0
Confirmed	0-9	Black/African American	Unknown	Suppressed	0
Confirmed	10-19	Black/African American	Unknown	10	0
Confirmed	20-29	Black/African American	Unknown	115	0
Confirmed	30-39	Black/African American	Unknown	100	0
Confirmed	40-49	Black/African American	Unknown	106	0
Confirmed	50-59	Black/African American	Unknown	87	0
Confirmed	60-69	Black/African American	Unknown	40	Suppressed
Confirmed	70-79	Black/African American	Unknown	12	Suppressed
Confirmed	80+	Black/African American	Unknown	Suppressed	0
Confirmed	Unknown	Black/African American	Unknown	0	0
Confirmed	0-9	Multiple Races	Unknown	6	0
Confirmed	10-19	Multiple Races	Unknown	11	0
Confirmed	20-29	Multiple Races	Unknown	20	0
Confirmed	30-39	Multiple Races	Unknown	14	0
Confirmed	40-49	Multiple Races	Unknown	14	0
Confirmed	50-59	Multiple Races	Unknown	11	0
Confirmed	60-69	Multiple Races	Unknown	15	0
Confirmed	70-79	Multiple Races	Unknown	6	0
Confirmed	80+	Multiple Races	Unknown	Suppressed	0
Confirmed	Unknown	Multiple Races	Unknown	Suppressed	0
Confirmed	0-9	Other	Unknown	7	0
Confirmed	10-19	Other	Unknown	11	0
Confirmed	20-29	Other	Unknown	22	0
Confirmed	30-39	Other	Unknown	18	0
Confirmed	40-49	Other	Unknown	27	0
Confirmed	50-59	Other	Unknown	16	0
Confirmed	60-69	Other	Unknown	13	0
Confirmed	70-79	Other	Unknown	Suppressed	0
Confirmed	80+	Other	Unknown	6	0
Confirmed	Unknown	Other	Unknown	Suppressed	0
Confirmed	0-9	Unknown	Unknown	55	0
Confirmed	10-19	Unknown	Unknown	175	0
Confirmed	20-29	Unknown	Unknown	375	0
Confirmed	30-39	Unknown	Unknown	279	0
Confirmed	40-49	Unknown	Unknown	317	0
Confirmed	50-59	Unknown	Unknown	293	0
Confirmed	60-69	Unknown	Unknown	152	Suppressed

Confirmed	70-79	Unknown	Unknown	81	Suppressed
Confirmed	80+	Unknown	Unknown	54	Suppressed
Confirmed	Unknown	Unknown	Unknown	47	0
Confirmed	0-9	White	Unknown	15	0
Confirmed	10-19	White	Unknown	100	0
Confirmed	20-29	White	Unknown	195	0
Confirmed	30-39	White	Unknown	192	0
Confirmed	40-49	White	Unknown	182	0
Confirmed	50-59	White	Unknown	166	0
Confirmed	60-69	White	Unknown	118	0
Confirmed	70-79	White	Unknown	61	Suppressed
Confirmed	80+	White	Unknown	22	Suppressed
Confirmed	Unknown	White	Unknown	Suppressed	0
Probable	0-9	American Indian/Alaska Native	Female	32	0
Probable	10-19	American Indian/Alaska Native	Female	45	0
Probable	20-29	American Indian/Alaska Native	Female	57	0
Probable	30-39	American Indian/Alaska Native	Female	44	0
Probable	40-49	American Indian/Alaska Native	Female	42	0
Probable	50-59	American Indian/Alaska Native	Female	30	0
Probable	60-69	American Indian/Alaska Native	Female	23	0
Probable	70-79	American Indian/Alaska Native	Female	7	0
Probable	80+	American Indian/Alaska Native	Female	Suppressed	Suppressed
Probable	Unknown	American Indian/Alaska Native	Female	Suppressed	0
Probable	0-9	Asian/Pacific Islander	Female	22	0
Probable	10-19	Asian/Pacific Islander	Female	54	0
Probable	20-29	Asian/Pacific Islander	Female	109	0
Probable	30-39	Asian/Pacific Islander	Female	85	0
Probable	40-49	Asian/Pacific Islander	Female	66	0
Probable	50-59	Asian/Pacific Islander	Female	66	0
Probable	60-69	Asian/Pacific Islander	Female	30	Suppressed
Probable	70-79	Asian/Pacific Islander	Female	13	Suppressed
Probable	80+	Asian/Pacific Islander	Female	Suppressed	0
Probable	Unknown	Asian/Pacific Islander	Female	Suppressed	0
Probable	0-9	Black/African American	Female	117	0
Probable	10-19	Black/African American	Female	244	0
Probable	20-29	Black/African American	Female	554	0
Probable	30-39	Black/African American	Female	493	0
Probable	40-49	Black/African American	Female	417	Suppressed
Probable	50-59	Black/African American	Female	373	10
Probable	60-69	Black/African American	Female	259	17
Probable	70-79	Black/African American	Female	103	15
Probable	80+	Black/African American	Female	73	34
Probable	Unknown	Black/African American	Female	25	Suppressed
Probable	0-9	Multiple Races	Female	100	0
Probable	10-19	Multiple Races	Female	190	0
Probable	20-29	Multiple Races	Female	195	0
Probable	30-39	Multiple Races	Female	130	0
Probable	40-49	Multiple Races	Female	142	0
Probable	50-59	Multiple Races	Female	134	Suppressed
Probable	60-69	Multiple Races	Female	95	Suppressed



Probable	70-79	Multiple Races	Female	41	0
Probable	80+	Multiple Races	Female	30	7
Probable	Unknown	Multiple Races	Female	46	0
Probable	0-9	Other	Female	72	0
Probable	10-19	Other	Female	146	0
Probable	20-29	Other	Female	213	0
Probable	30-39	Other	Female	170	0
Probable	40-49	Other	Female	145	0
Probable	50-59	Other	Female	109	Suppressed
Probable	60-69	Other	Female	63	Suppressed
Probable	70-79	Other	Female	27	0
Probable	80+	Other	Female	12	Suppressed
Probable	Unknown	Other	Female	18	0
Probable	0-9	Unknown	Female	337	0
Probable	10-19	Unknown	Female	1096	0
Probable	20-29	Unknown	Female	1819	0
Probable	30-39	Unknown	Female	1289	0
Probable	40-49	Unknown	Female	1377	0
Probable	50-59	Unknown	Female	1340	Suppressed
Probable	60-69	Unknown	Female	899	Suppressed
Probable	70-79	Unknown	Female	350	Suppressed
Probable	80+	Unknown	Female	241	22
Probable	Unknown	Unknown	Female	1189	0
Probable	0-9	White	Female	1031	0
Probable	10-19	White	Female	2745	Suppressed
Probable	20-29	White	Female	3249	0
Probable	30-39	White	Female	2593	0
Probable	40-49	White	Female	2603	Suppressed
Probable	50-59	White	Female	2567	15
Probable	60-69	White	Female	1698	34
Probable	70-79	White	Female	909	72
Probable	80+	White	Female	1141	260
Probable	Unknown	White	Female	338	Suppressed
Probable	0-9	American Indian/Alaska Native	Male	23	0
Probable	10-19	American Indian/Alaska Native	Male	55	0
Probable	20-29	American Indian/Alaska Native	Male	47	0
Probable	30-39	American Indian/Alaska Native	Male	40	0
Probable	40-49	American Indian/Alaska Native	Male	35	0
Probable	50-59	American Indian/Alaska Native	Male	33	0
Probable	60-69	American Indian/Alaska Native	Male	19	Suppressed
Probable	70-79	American Indian/Alaska Native	Male	7	Suppressed
Probable	80+	American Indian/Alaska Native	Male	Suppressed	Suppressed
Probable	Unknown	American Indian/Alaska Native	Male	Suppressed	0
Probable	0-9	Asian/Pacific Islander	Male	32	0
Probable	10-19	Asian/Pacific Islander	Male	57	0
Probable	20-29	Asian/Pacific Islander	Male	109	0
Probable	30-39	Asian/Pacific Islander	Male	89	Suppressed
Probable	40-49	Asian/Pacific Islander	Male	65	0
Probable	50-59	Asian/Pacific Islander	Male	49	Suppressed
Probable	60-69	Asian/Pacific Islander	Male	21	Suppressed

Probable	70-79	Asian/Pacific Islander	Male	7	Suppressed
Probable	80+	Asian/Pacific Islander	Male	7	Suppressed
Probable	Unknown	Asian/Pacific Islander	Male	Suppressed	0
Probable	0-9	Black/African American	Male	118	0
Probable	10-19	Black/African American	Male	264	Suppressed
Probable	20-29	Black/African American	Male	479	0
Probable	30-39	Black/African American	Male	440	0
Probable	40-49	Black/African American	Male	352	8
Probable	50-59	Black/African American	Male	343	11
Probable	60-69	Black/African American	Male	225	25
Probable	70-79	Black/African American	Male	89	31
Probable	80+	Black/African American	Male	37	20
Probable	Unknown	Black/African American	Male	14	0
Probable	0-9	Multiple Races	Male	84	0
Probable	10-19	Multiple Races	Male	188	0
Probable	20-29	Multiple Races	Male	155	0
Probable	30-39	Multiple Races	Male	112	0
Probable	40-49	Multiple Races	Male	129	Suppressed
Probable	50-59	Multiple Races	Male	104	0
Probable	60-69	Multiple Races	Male	76	Suppressed
Probable	70-79	Multiple Races	Male	37	Suppressed
Probable	80+	Multiple Races	Male	17	7
Probable	Unknown	Multiple Races	Male	45	0
Probable	0-9	Other	Male	62	0
Probable	10-19	Other	Male	174	0
Probable	20-29	Other	Male	213	0
Probable	30-39	Other	Male	178	0
Probable	40-49	Other	Male	153	0
Probable	50-59	Other	Male	103	Suppressed
Probable	60-69	Other	Male	61	Suppressed
Probable	70-79	Other	Male	24	Suppressed
Probable	80+	Other	Male	7	Suppressed
Probable	Unknown	Other	Male	15	0
Probable	0-9	Unknown	Male	364	0
Probable	10-19	Unknown	Male	1158	0
Probable	20-29	Unknown	Male	1678	0
Probable	30-39	Unknown	Male	1255	Suppressed
Probable	40-49	Unknown	Male	1114	Suppressed
Probable	50-59	Unknown	Male	1206	Suppressed
Probable	60-69	Unknown	Male	705	Suppressed
Probable	70-79	Unknown	Male	284	7
Probable	80+	Unknown	Male	147	16
Probable	Unknown	Unknown	Male	1023	0
Probable	0-9	White	Male	1067	0
Probable	10-19	White	Male	2613	0
Probable	20-29	White	Male	2788	Suppressed
Probable	30-39	White	Male	2221	Suppressed
Probable	40-49	White	Male	2186	6
Probable	50-59	White	Male	2316	18
Probable	60-69	White	Male	1533	50

Probable	70-79	White	Male	807	84
Probable	80+	White	Male	596	171
Probable	Unknown	White	Male	296	0
Probable	0-9	American Indian/Alaska Native	Unknown	0	0
Probable	10-19	American Indian/Alaska Native	Unknown	0	0
Probable	20-29	American Indian/Alaska Native	Unknown	Suppressed	0
Probable	30-39	American Indian/Alaska Native	Unknown	0	0
Probable	40-49	American Indian/Alaska Native	Unknown	Suppressed	0
Probable	50-59	American Indian/Alaska Native	Unknown	Suppressed	0
Probable	60-69	American Indian/Alaska Native	Unknown	0	0
Probable	70-79	American Indian/Alaska Native	Unknown	0	0
Probable	80+	American Indian/Alaska Native	Unknown	0	0
Probable	Unknown	American Indian/Alaska Native	Unknown	Suppressed	0
Probable	0-9	Asian/Pacific Islander	Unknown	Suppressed	0
Probable	10-19	Asian/Pacific Islander	Unknown	Suppressed	0
Probable	20-29	Asian/Pacific Islander	Unknown	Suppressed	0
Probable	30-39	Asian/Pacific Islander	Unknown	Suppressed	0
Probable	40-49	Asian/Pacific Islander	Unknown	Suppressed	0
Probable	50-59	Asian/Pacific Islander	Unknown	Suppressed	0
Probable	60-69	Asian/Pacific Islander	Unknown	0	0
Probable	70-79	Asian/Pacific Islander	Unknown	0	0
Probable	80+	Asian/Pacific Islander	Unknown	0	0
Probable	Unknown	Asian/Pacific Islander	Unknown	Suppressed	0
Probable	0-9	Black/African American	Unknown	Suppressed	0
Probable	10-19	Black/African American	Unknown	6	0
Probable	20-29	Black/African American	Unknown	8	0
Probable	30-39	Black/African American	Unknown	Suppressed	0
Probable	40-49	Black/African American	Unknown	6	0
Probable	50-59	Black/African American	Unknown	Suppressed	0
Probable	60-69	Black/African American	Unknown	Suppressed	0
Probable	70-79	Black/African American	Unknown	Suppressed	0
Probable	80+	Black/African American	Unknown	0	0
Probable	Unknown	Black/African American	Unknown	6	0
Probable	0-9	Multiple Races	Unknown	Suppressed	0
Probable	10-19	Multiple Races	Unknown	11	0
Probable	20-29	Multiple Races	Unknown	11	0
Probable	30-39	Multiple Races	Unknown	12	0
Probable	40-49	Multiple Races	Unknown	Suppressed	0
Probable	50-59	Multiple Races	Unknown	7	0
Probable	60-69	Multiple Races	Unknown	Suppressed	0
Probable	70-79	Multiple Races	Unknown	0	0
Probable	80+	Multiple Races	Unknown	0	0
Probable	Unknown	Multiple Races	Unknown	10	0
Probable	0-9	Other	Unknown	Suppressed	0
Probable	10-19	Other	Unknown	Suppressed	0
Probable	20-29	Other	Unknown	Suppressed	0
Probable	30-39	Other	Unknown	Suppressed	0
Probable	40-49	Other	Unknown	Suppressed	0
Probable	50-59	Other	Unknown	Suppressed	0
Probable	60-69	Other	Unknown	Suppressed	0

Probable	70-79	Other	Unknown	0	0
Probable	80+	Other	Unknown	0	0
Probable	Unknown	Other	Unknown	0	0
Probable	0-9	Unknown	Unknown	82	0
Probable	10-19	Unknown	Unknown	236	Suppressed
Probable	20-29	Unknown	Unknown	447	0
Probable	30-39	Unknown	Unknown	339	0
Probable	40-49	Unknown	Unknown	365	Suppressed
Probable	50-59	Unknown	Unknown	323	Suppressed
Probable	60-69	Unknown	Unknown	202	0
Probable	70-79	Unknown	Unknown	84	Suppressed
Probable	80+	Unknown	Unknown	33	Suppressed
Probable	Unknown	Unknown	Unknown	1644	0
Probable	0-9	White	Unknown	30	0
Probable	10-19	White	Unknown	61	0
Probable	20-29	White	Unknown	45	0
Probable	30-39	White	Unknown	47	0
Probable	40-49	White	Unknown	47	0
Probable	50-59	White	Unknown	49	0
Probable	60-69	White	Unknown	18	Suppressed
Probable	70-79	White	Unknown	20	0
Probable	80+	White	Unknown	8	0
Probable	Unknown	White	Unknown	44	0

# PUBLIC USE DATASETS

## COVID-19 Tests by County

### README

Data includes tests by type (diagnostic, serology or total combined) by county.

Diagnostic tests are used to find current infection and look for genes or proteins from the severe acute respiratory syndrome coronavirus 2 (SARS-CoV-2), the virus that causes COVID-19. These tests, which are performed as nasal swabs, include: Nucleic acid amplification test/real-time polymerase chain reaction (NAAT/RT-PCR) test and rapid virus antigen detection point of care (POC) tests.

Serology tests are used to look for the possibility of previous infection. Serology tests look for antibodies to SARS-CoV-2 in the blood. There are currently two types of serology tests: the enzyme-linked immunosorbent assay (ELISA) test and the rapid antibody detection POC test. Serology tests do not diagnose disease and do not guarantee immunity, but might provide information about previous infection.

Correctional includes state and federal prisons and county and city detection facilities.

Testing data represents total tests performed, not individuals tested. A single individual may have more than one test completed.

# COVID-19 TESTS BY COUNTY 2021-03-24

Updated	COUNTY	TestType	Count	RatePerMillion
2021/03/24 13:08:16	Alcona	Diagnostic	5929	569822
2021/03/24 13:08:16	Alcona	Serology	166	15954
2021/03/24 13:08:16	Alcona	Total	6095	585776
2021/03/24 13:08:16	Alger	Diagnostic	7357	807751
2021/03/24 13:08:16	Alger	Serology	363	39855
2021/03/24 13:08:16	Alger	Total	7720	847606
2021/03/24 13:08:16	Allegan	Diagnostic	103150	873553
2021/03/24 13:08:16	Allegan	Serology	2815	23840
2021/03/24 13:08:16	Allegan	Total	105965	897392
2021/03/24 13:08:16	Alpena	Serology	716	25207
2021/03/24 13:08:16	Alpena	Diagnostic	17378	611794
2021/03/24 13:08:16	Alpena	Total	18094	637001
2021/03/24 13:08:16	Antrim	Diagnostic	19640	842051
2021/03/24 13:08:16	Antrim	Serology	748	32070
2021/03/24 13:08:16	Antrim	Total	20388	874121
2021/03/24 13:08:16	Arenac	Diagnostic	13206	887321
2021/03/24 13:08:16	Arenac	Serology	448	30101
2021/03/24 13:08:16	Arenac	Total	13654	917423
2021/03/24 13:08:16	Baraga	Diagnostic	7631	929589
2021/03/24 13:08:16	Baraga	Serology	59	7187
2021/03/24 13:08:16	Baraga	Total	7690	936777
2021/03/24 13:08:16	Barry	Diagnostic	51174	831422
2021/03/24 13:08:16	Barry	Serology	1840	29894
2021/03/24 13:08:16	Barry	Total	53014	861316
2021/03/24 13:08:16	Bay	Diagnostic	110393	1070467
2021/03/24 13:08:16	Bay	Serology	6902	66928
2021/03/24 13:08:16	Bay	Total	117295	1137395
2021/03/24 13:08:16	Benzie	Diagnostic	11349	638804
2021/03/24 13:08:16	Benzie	Serology	718	40414
2021/03/24 13:08:16	Benzie	Total	12067	679219
2021/03/24 13:08:16	Berrien	Diagnostic	209611	1366425
2021/03/24 13:08:16	Berrien	Serology	5676	37001
2021/03/24 13:08:16	Berrien	Total	215287	1403426
2021/03/24 13:08:16	Branch	Diagnostic	36073	828940
2021/03/24 13:08:16	Branch	Serology	504	11582
2021/03/24 13:08:16	Branch	Total	36577	840522
2021/03/24 13:08:16	Calhoun	Diagnostic	174041	1297274
2021/03/24 13:08:16	Calhoun	Serology	1752	13059
2021/03/24 13:08:16	Calhoun	Total	175793	1310333
2021/03/24 13:08:16	Cass	Diagnostic	35386	683299
2021/03/24 13:08:16	Cass	Serology	695	13420
2021/03/24 13:08:16	Cass	Total	36081	696719
2021/03/24 13:08:16	Charlevoix	Diagnostic	20486	783613
2021/03/24 13:08:16	Charlevoix	Serology	1087	41579
2021/03/24 13:08:16	Charlevoix	Total	21573	825192
2021/03/24 13:08:16	Cheboygan	Serology	557	22037
2021/03/24 13:08:16	Cheboygan	Diagnostic	13371	529000

2021/03/24 13:08:16	Cheboygan	Total	13928	551037
2021/03/24 13:08:16	Chippewa	Diagnostic	22206	594554
2021/03/24 13:08:16	Chippewa	Serology	297	7952
2021/03/24 13:08:16	Chippewa	Total	22503	602506
2021/03/24 13:08:16	Clare	Serology	950	30695
2021/03/24 13:08:16	Clare	Diagnostic	18827	608304
2021/03/24 13:08:16	Clare	Total	19777	638998
2021/03/24 13:08:16	Clinton	Diagnostic	51772	650443
2021/03/24 13:08:16	Clinton	Serology	3925	49312
2021/03/24 13:08:16	Clinton	Total	55697	699755
2021/03/24 13:08:16	Correctional	Diagnostic	665227	
2021/03/24 13:08:16	Correctional	Serology	24095	
2021/03/24 13:08:16	Correctional	Total	689322	
2021/03/24 13:08:16	Crawford	Serology	354	25233
2021/03/24 13:08:16	Crawford	Diagnostic	9043	644593
2021/03/24 13:08:16	Crawford	Total	9397	669827
2021/03/24 13:08:16	Delta	Diagnostic	36631	1023670
2021/03/24 13:08:16	Delta	Serology	792	22133
2021/03/24 13:08:16	Delta	Total	37423	1045803
2021/03/24 13:08:16	Detroit City	Diagnostic	679114	1045106
2021/03/24 13:08:16	Detroit City	Serology	25241	38844
2021/03/24 13:08:16	Detroit City	Total	704355	1083950
2021/03/24 13:08:16	Dickinson	Diagnostic	16992	673244
2021/03/24 13:08:16	Dickinson	Serology	165	6538
2021/03/24 13:08:16	Dickinson	Total	17157	679781
2021/03/24 13:08:16	Eaton	Serology	5809	52681
2021/03/24 13:08:16	Eaton	Diagnostic	109301	991230
2021/03/24 13:08:16	Eaton	Total	115110	1043911
2021/03/24 13:08:16	Emmet	Diagnostic	26420	790663
2021/03/24 13:08:16	Emmet	Serology	1500	44890
2021/03/24 13:08:16	Emmet	Total	27920	835553
2021/03/24 13:08:16	Genesee	Serology	18837	46418
2021/03/24 13:08:16	Genesee	Diagnostic	332965	820489
2021/03/24 13:08:16	Genesee	Total	351802	866907
2021/03/24 13:08:16	Gladwin	Diagnostic	16509	648709
2021/03/24 13:08:16	Gladwin	Serology	1141	44835
2021/03/24 13:08:16	Gladwin	Total	17650	693544
2021/03/24 13:08:16	Gogebic	Serology	258	18462
2021/03/24 13:08:16	Gogebic	Diagnostic	17006	1216887
2021/03/24 13:08:16	Gogebic	Total	17264	1235349
2021/03/24 13:08:16	Grand Traverse	Serology	6420	68967
2021/03/24 13:08:16	Grand Traverse	Diagnostic	78680	845222
2021/03/24 13:08:16	Grand Traverse	Total	85100	914189
2021/03/24 13:08:16	Gratiot	Diagnostic	50321	1236054
2021/03/24 13:08:16	Gratiot	Serology	1071	26307
2021/03/24 13:08:16	Gratiot	Total	51392	1262362
2021/03/24 13:08:16	Hillsdale	Diagnostic	40182	881088
2021/03/24 13:08:16	Hillsdale	Serology	952	20875
2021/03/24 13:08:16	Hillsdale	Total	41134	901963
2021/03/24 13:08:16	Houghton	Diagnostic	43204	1210739

2021/03/24 13:08:16	Houghton	Serology	260	7286
2021/03/24 13:08:16	Houghton	Total	43464	1218025
2021/03/24 13:08:16	Huron	Diagnostic	26345	850360
2021/03/24 13:08:16	Huron	Serology	689	22239
2021/03/24 13:08:16	Huron	Total	27034	872599
2021/03/24 13:08:16	Ingham	Diagnostic	297554	1017606
2021/03/24 13:08:16	Ingham	Serology	18883	64578
2021/03/24 13:08:16	Ingham	Total	316437	1082184
2021/03/24 13:08:16	Ionia	Serology	2177	33649
2021/03/24 13:08:16	Ionia	Diagnostic	68434	1057762
2021/03/24 13:08:16	Ionia	Total	70611	1091411
2021/03/24 13:08:16	Iosco	Diagnostic	21554	857802
2021/03/24 13:08:16	Iosco	Serology	600	23879
2021/03/24 13:08:16	Iosco	Total	22154	881681
2021/03/24 13:08:16	Iron	Serology	125	11296
2021/03/24 13:08:16	Iron	Diagnostic	23816	2152178
2021/03/24 13:08:16	Iron	Total	23941	2163474
2021/03/24 13:08:16	Isabella	Serology	1348	19292
2021/03/24 13:08:16	Isabella	Diagnostic	49204	704202
2021/03/24 13:08:16	Isabella	Total	50552	723494
2021/03/24 13:08:16	Jackson	Diagnostic	191594	1208719
2021/03/24 13:08:16	Jackson	Serology	3502	22093
2021/03/24 13:08:16	Jackson	Total	195096	1230812
2021/03/24 13:08:16	Kalamazoo	Diagnostic	265226	1000604
2021/03/24 13:08:16	Kalamazoo	Serology	6925	26126
2021/03/24 13:08:16	Kalamazoo	Total	272151	1026729
2021/03/24 13:08:16	Kalkaska	Diagnostic	14912	826699
2021/03/24 13:08:16	Kalkaska	Serology	756	41912
2021/03/24 13:08:16	Kalkaska	Total	15668	868611
2021/03/24 13:08:16	Kent	Serology	44683	68015
2021/03/24 13:08:16	Kent	Diagnostic	778045	1184320
2021/03/24 13:08:16	Kent	Total	822728	1252335
2021/03/24 13:08:16	Keweenaw	Diagnostic	2041	964556
2021/03/24 13:08:16	Keweenaw	Serology	31	14650
2021/03/24 13:08:16	Keweenaw	Total	2072	979206
2021/03/24 13:08:16	Lake	Diagnostic	10036	846705
2021/03/24 13:08:16	Lake	Serology	201	16958
2021/03/24 13:08:16	Lake	Total	10237	863663
2021/03/24 13:08:16	Lapeer	Serology	3171	36196
2021/03/24 13:08:16	Lapeer	Diagnostic	57050	651204
2021/03/24 13:08:16	Lapeer	Total	60221	687399
2021/03/24 13:08:16	Leelanau	Diagnostic	11344	521300
2021/03/24 13:08:16	Leelanau	Serology	993	45632
2021/03/24 13:08:16	Leelanau	Total	12337	566932
2021/03/24 13:08:16	Lenawee	Diagnostic	110986	1127322
2021/03/24 13:08:16	Lenawee	Serology	1950	19807
2021/03/24 13:08:16	Lenawee	Total	112936	1147129
2021/03/24 13:08:16	Livingston	Serology	7451	38808
2021/03/24 13:08:16	Livingston	Diagnostic	175310	913097
2021/03/24 13:08:16	Livingston	Total	182761	951905



2021/03/24 13:08:16	Luce	Diagnostic	4928	791138
2021/03/24 13:08:16	Luce	Serology	37	5940
2021/03/24 13:08:16	Luce	Total	4965	797078
2021/03/24 13:08:16	Mackinac	Diagnostic	7389	684230
2021/03/24 13:08:16	Mackinac	Serology	127	11760
2021/03/24 13:08:16	Mackinac	Total	7516	695990
2021/03/24 13:08:16	Macomb	Diagnostic	750062	858222
2021/03/24 13:08:16	Macomb	Serology	55508	63512
2021/03/24 13:08:16	Macomb	Total	805570	921734
2021/03/24 13:08:16	Manistee	Serology	918	37381
2021/03/24 13:08:16	Manistee	Diagnostic	17198	700301
2021/03/24 13:08:16	Manistee	Total	18116	737682
2021/03/24 13:08:16	Marquette	Diagnostic	116462	1746083
2021/03/24 13:08:16	Marquette	Serology	1285	19266
2021/03/24 13:08:16	Marquette	Total	117747	1765349
2021/03/24 13:08:16	Mason	Diagnostic	28508	978177
2021/03/24 13:08:16	Mason	Serology	973	33386
2021/03/24 13:08:16	Mason	Total	29481	1011563
2021/03/24 13:08:16	Mecosta	Serology	952	21909
2021/03/24 13:08:16	Mecosta	Diagnostic	34362	790785
2021/03/24 13:08:16	Mecosta	Total	35314	812694
2021/03/24 13:08:16	Menominee	Diagnostic	22115	970808
2021/03/24 13:08:16	Menominee	Serology	140	6146
2021/03/24 13:08:16	Menominee	Total	22255	976953
2021/03/24 13:08:16	Midland	Diagnostic	55655	669284
2021/03/24 13:08:16	Midland	Serology	7169	86211
2021/03/24 13:08:16	Midland	Total	62824	755496
2021/03/24 13:08:16	Missaukee	Serology	618	40878
2021/03/24 13:08:16	Missaukee	Diagnostic	9151	605305
2021/03/24 13:08:16	Missaukee	Total	9769	646183
2021/03/24 13:08:16	Monroe	Diagnostic	137466	913395
2021/03/24 13:08:16	Monroe	Serology	5412	35960
2021/03/24 13:08:16	Monroe	Total	142878	949355
2021/03/24 13:08:16	Montcalm	Diagnostic	67993	1064253
2021/03/24 13:08:16	Montcalm	Serology	2290	35844
2021/03/24 13:08:16	Montcalm	Total	70283	1100097
2021/03/24 13:08:16	Montmorency	Serology	380	40738
2021/03/24 13:08:16	Montmorency	Diagnostic	6435	689858
2021/03/24 13:08:16	Montmorency	Total	6815	730596
2021/03/24 13:08:16	Muskegon	Diagnostic	181323	1044692
2021/03/24 13:08:16	Muskegon	Serology	3476	20027
2021/03/24 13:08:16	Muskegon	Total	184799	1064719
2021/03/24 13:08:16	Newaygo	Diagnostic	38554	787138
2021/03/24 13:08:16	Newaygo	Serology	1609	32850
2021/03/24 13:08:16	Newaygo	Total	40163	819988
2021/03/24 13:08:16	Oakland	Serology	107029	85107
2021/03/24 13:08:16	Oakland	Diagnostic	1188887	945374
2021/03/24 13:08:16	Oakland	Total	1295916	1030481
2021/03/24 13:08:16	Oceana	Diagnostic	30798	1163638
2021/03/24 13:08:16	Oceana	Serology	843	31851

2021/03/24 13:08:16	Oceana	Total	31641	1195489
2021/03/24 13:08:16	Ogemaw	Diagnostic	16089	766252
2021/03/24 13:08:16	Ogemaw	Serology	551	26242
2021/03/24 13:08:16	Ogemaw	Total	16640	792494
2021/03/24 13:08:16	Ontonagon	Diagnostic	6899	1206119
2021/03/24 13:08:16	Ontonagon	Serology	69	12063
2021/03/24 13:08:16	Ontonagon	Total	6968	1218182
2021/03/24 13:08:16	Osceola	Diagnostic	20982	894373
2021/03/24 13:08:16	Osceola	Serology	923	39344
2021/03/24 13:08:16	Osceola	Total	21905	933717
2021/03/24 13:08:16	Oscoda	Diagnostic	4778	579784
2021/03/24 13:08:16	Oscoda	Serology	298	36161
2021/03/24 13:08:16	Oscoda	Total	5076	615945
2021/03/24 13:08:16	Otsego	Diagnostic	17865	724218
2021/03/24 13:08:16	Otsego	Serology	907	36768
2021/03/24 13:08:16	Otsego	Total	18772	760986
2021/03/24 13:08:16	Ottawa	Diagnostic	330410	1132200
2021/03/24 13:08:16	Ottawa	Serology	13838	47418
2021/03/24 13:08:16	Ottawa	Total	344248	1179618
2021/03/24 13:08:16	Presque Isle	Diagnostic	9098	722522
2021/03/24 13:08:16	Presque Isle	Serology	528	41931
2021/03/24 13:08:16	Presque Isle	Total	9626	764454
2021/03/24 13:08:16	Roscommon	Serology	675	28103
2021/03/24 13:08:16	Roscommon	Diagnostic	16540	688622
2021/03/24 13:08:16	Roscommon	Total	17215	716724
2021/03/24 13:08:16	Saginaw	Diagnostic	219809	1153617
2021/03/24 13:08:16	Saginaw	Serology	9087	47691
2021/03/24 13:08:16	Saginaw	Total	228896	1201308
2021/03/24 13:08:16	Sanilac	Diagnostic	45718	1110469
2021/03/24 13:08:16	Sanilac	Serology	1216	29536
2021/03/24 13:08:16	Sanilac	Total	46934	1140005
2021/03/24 13:08:16	Schoolcraft	Diagnostic	5850	722758
2021/03/24 13:08:16	Schoolcraft	Serology	64	7907
2021/03/24 13:08:16	Schoolcraft	Total	5914	730665
2021/03/24 13:08:16	Shiawassee	Diagnostic	58380	856992
2021/03/24 13:08:16	Shiawassee	Serology	2400	35231
2021/03/24 13:08:16	Shiawassee	Total	60780	892223
2021/03/24 13:08:16	St Clair	Diagnostic	119742	752489
2021/03/24 13:08:16	St Clair	Serology	7552	47459
2021/03/24 13:08:16	St Clair	Total	127294	799947
2021/03/24 13:08:16	St Joseph	Diagnostic	51737	848648
2021/03/24 13:08:16	St Joseph	Serology	1532	25130
2021/03/24 13:08:16	St Joseph	Total	53269	873778
2021/03/24 13:08:16	Tuscola	Diagnostic	53584	1025629
2021/03/24 13:08:16	Tuscola	Serology	2030	38855
2021/03/24 13:08:16	Tuscola	Total	55614	1064485
2021/03/24 13:08:16	Unknown	Diagnostic	512981	
2021/03/24 13:08:16	Unknown	Serology	24589	
2021/03/24 13:08:16	Unknown	Total	537570	
2021/03/24 13:08:16	Van Buren	Serology	1725	22794

2021/03/24 13:08:16	Van Buren	Diagnostic	84144	1111883
2021/03/24 13:08:16	Van Buren	Total	85869	1134678
2021/03/24 13:08:16	Washtenaw	Serology	16737	45530
2021/03/24 13:08:16	Washtenaw	Diagnostic	587825	1599084
2021/03/24 13:08:16	Washtenaw	Total	604562	1644615
2021/03/24 13:08:16	Wayne	Diagnostic	1182378	1071177
2021/03/24 13:08:16	Wayne	Serology	71742	64995
2021/03/24 13:08:16	Wayne	Total	1254120	1136172
2021/03/24 13:08:16	Wexford	Diagnostic	25467	757248
2021/03/24 13:08:16	Wexford	Serology	1198	35622
2021/03/24 13:08:16	Wexford	Total	26665	792870

# PUBLIC USE DATASETS

## Diagnostic Tests by Result and County

### README

Data include diagnostic tests for COVID-19 by date and county.

Diagnostic tests are used to find current infection and look for genes or proteins from the severe acute respiratory syndrome coronavirus 2 (SARS-CoV-2), the virus that causes COVID-19. These tests, which are performed as nasal swabs, include: Nucleic acid amplification test/real-time polymerase chain reaction (NAAT/RT-PCR) test and rapid virus antigen detection point of care (POC) tests.

Correctional includes state and federal prisons and county and city detection facilities.

Testing data represents total tests performed, not individuals tested. A single individual may have more than one test completed.

The total number of positive tests may exceed the number of confirmed cases due to 1) a single individual may have more than one test performed; 2) MDHHS may receive data on positive tests in advance of a local health department classifying an individual as a confirmed or probable case, and 3) although efforts have been made to de-duplicate testing data, some duplication may occur.

# DIAGNOSTIC TESTS BY RESULT AND COUNTY 2021-03-24

MessageDate	COUNTY	Negative	Positive	Total
3/23/2021	Alcona	17	0	17
3/23/2021	Alger	128	0	128
3/23/2021	Allegan	217	56	273
3/23/2021	Alpena	62	1	63
3/23/2021	Antrim	28	8	36
3/23/2021	Arenac	50	3	53
3/23/2021	Baraga	38	0	38
3/23/2021	Barry	147	17	164
3/23/2021	Bay	262	37	299
3/23/2021	Benzie	34	4	38
3/23/2021	Berrien	631	69	700
3/23/2021	Branch	96	8	104
3/23/2021	Calhoun	591	66	657
3/23/2021	Cass	79	9	88
3/23/2021	Charlevoix	40	1	41
3/23/2021	Cheboygan	32	5	37
3/23/2021	Chippewa	529	4	533
3/23/2021	Clare	99	10	109
3/23/2021	Clinton	207	19	226
3/23/2021	Crawford	21	1	22
3/23/2021	Delta	105	4	109
3/23/2021	Detroit City	1863	215	2078
3/23/2021	Dickinson	43	2	45
3/23/2021	Eaton	394	48	442
3/23/2021	Emmet	57	4	61
3/23/2021	Genesee	843	146	989
3/23/2021	Gladwin	70	9	79
3/23/2021	Gogebic	75	3	78
3/23/2021	Grand Traverse	170	20	190
3/23/2021	Gratiot	261	8	269
3/23/2021	Hillsdale	87	16	103
3/23/2021	Houghton	52	2	54
3/23/2021	Huron	98	39	137
3/23/2021	Ingham	929	129	1058
3/23/2021	Ionia	321	13	334
3/23/2021	Iosco	78	1	79
3/23/2021	Iron	24	0	24
3/23/2021	Isabella	127	9	136
3/23/2021	Jackson	1901	135	2036
3/23/2021	Kalamazoo	728	124	852
3/23/2021	Kalkaska	20	2	22
3/23/2021	Kent	2396	217	2613
3/23/2021	Keweenaw	4	1	5
3/23/2021	Lake	18	3	21
3/23/2021	Lapeer	143	56	199
3/23/2021	Leelanau	25	3	28
3/23/2021	Lenawee	243	37	280

3/23/2021	Livingston	540	93	633
3/23/2021	Luce	230	4	234
3/23/2021	Mackinac	14	2	16
3/23/2021	Macomb	2704	596	3300
3/23/2021	Manistee	51	4	55
3/23/2021	Marquette	300	15	315
3/23/2021	Mason	53	6	59
3/23/2021	Mecosta	111	10	121
3/23/2021	Menominee	41	1	42
3/23/2021	Midland	291	26	317
3/23/2021	Missaukee	18	4	22
3/23/2021	Monroe	342	43	385
3/23/2021	Montcalm	335	26	361
3/23/2021	Montmorency	16	0	16
3/23/2021	Muskegon	312	40	352
3/23/2021	Newaygo	108	17	125
3/23/2021	Oakland	3948	511	4459
3/23/2021	Oceana	59	10	69
3/23/2021	Ogemaw	51	0	51
3/23/2021	Ontonagon	19	5	24
3/23/2021	Osceola	50	8	58
3/23/2021	Oscoda	14	1	15
3/23/2021	Otsego	34	9	43
3/23/2021	Ottawa	723	89	812
3/23/2021	Presque Isle	18	0	18
3/23/2021	Roscommon	59	14	73
3/23/2021	Saginaw	471	53	524
3/23/2021	Sanilac	86	30	116
3/23/2021	Schoolcraft	3	0	3
3/23/2021	Shiawassee	185	22	207
3/23/2021	St Clair	367	113	480
3/23/2021	St Joseph	79	9	88
3/23/2021	Tuscola	131	48	179
3/23/2021	Unknown	778	108	886
3/23/2021	Van Buren	205	34	239
3/23/2021	Washtenaw	2239	98	2337
3/23/2021	Wayne	4113	653	4766
3/23/2021	Wexford	42	9	51