



Western Michigan University
ScholarWorks at WMU

Cumulative Michigan COVID-19 Data

Michigan COVID-19 State Data

4-8-2021

2021-04-08_MichiganOverview_COVIDstats

Michigan Department of Health & Human Services

Follow this and additional works at: <https://scholarworks.wmich.edu/michigan-covid-data-state-cumulative>



Part of the Public Health Commons

WMU ScholarWorks Citation

Michigan Department of Health & Human Services, "2021-04-08_MichiganOverview_COVIDstats" (2021).
Cumulative Michigan COVID-19 Data. 370.

<https://scholarworks.wmich.edu/michigan-covid-data-state-cumulative/370>

This Website is brought to you for free and open access
by the Michigan COVID-19 State Data at ScholarWorks at
WMU. It has been accepted for inclusion in Cumulative
Michigan COVID-19 Data by an authorized administrator
of ScholarWorks at WMU. For more information, please
contact wmu-scholarworks@wmich.edu.



Coronavirus

MI SAFE START

CONTAIN COVID

RESOURCES

PRESS RELEASES

DONATE

VIDEO UPDATES

CORONAVIRUS / MICHIGAN DATA

Michigan Data

Hospitals

Long Term
Care Facilities

Coronavirus
Symptoms

Cumulative
Recovered

Outbreak
Reporting

School-Related
Outbreak
Reporting

Wastewater
Surveillance

Testing
Turnaround
Time

MIS-C Data
and Reporting

Data and
Modeling
Updates

Note on deaths (04/08/21): Regular reviews of death certificate data maintained in Vital Records reporting systems are conducted by MDHHS staff three times per week. As a part of this process, records that identify COVID-19 infection as a contributing factor to death are compared against all laboratory confirmed cases of COVID-19 in the Michigan Disease Surveillance System (MDSS). If a death certificate is matched to a confirmed COVID-19 case and that record in the MDSS does not indicate the individual died, the MDSS record is updated to indicate the death and the appropriate local health department is notified. These matched deaths are then included with mortality information posted to the Michigan Coronavirus website. As a result of the most recent assessment, today's data includes **43** additional deaths identified by this methodology.

The State of Michigan is working around the clock to test and treat COVID-19 patients. Below is the most recent data healthcare experts across the state have compiled. It is updated Monday - Saturday.

CURRENT STATUS

DAILY CASES

CUMULATIVE TRENDS

DEMOGRAPHICS

TOTAL TESTING

DIAGNOSTIC TESTING

LEARN MORE

View Cases

View Deaths

View Table

Select Preparedness Region:

All

Select County:

All

This report is provisional and subject to change. City of Detroit and Wayne County are reported separately. MDHHS began tracking probable cases April 5, 2020. FCI indicates federal correctional institute. MDOC indicates Michigan Department of Corrections. Diagnostic tests, including nucleic acid amplification/real-time polymerase chain reaction (NAAIT/RT-PCR) and rapid virus antigen detection point of care (POC) tests, look for current infection. Serology (antibody) tests are used to look for the possibility of previous infection.

Source: Michigan Disease Surveillance System (MDSS) and Vital Records.

COVID-19 Cases by County

Confirmed cases include individuals with a positive diagnostic test for COVID-19. Probable cases include individuals with COVID-19 symptoms and an epidemiologic link to confirmed COVID-19, but no diagnostic test.

Cases by County

18-632

633-2500

2501-8912

8913-95264

95265+

Michigan

Thursday, April 8, 2021

Michigan (Statewide) Case Fatality Rate

2.3%

Current Totals

Case Status	Cases	Deaths
Confirmed	723,297	16,400
Probable	80,734	1,050
Total	804,031	17,450

Laboratory Testing

Test Type	Tests Performed
Diagnostic	11,841,130
Serology	573,514
Total	12,414,644

Microsoft Power BI

< 1 of 7 >

Have questions?
Chat with Robin

Cases by Hispanic/Latino Ethnicity

https://www.michigan.gov/coronavirus/0,9753,7-406-98163_98173---,00.html

1/2

Hispanic/Latino Ethnicity	Percentage of Overall Cases by Ethnicity	Percentage of Deceased Cases by Ethnicity
Hispanic/Latino	5.36%	3.06%
Non-Hispanic Latino	69.60%	84.20%
Unknown	25.04%	12.74%

Totals may not add to 100% due to rounding

Cases by Arab Ethnicity

Arab Ethnicity	Percentage of Overall Cases by Ethnicity	Percentage of Deceased Cases by Ethnicity
Arab	2.81%	1.74%
Non-Arab	50.56%	55.84%
Unknown	46.64%	42.42%

Totals may not add to 100% due to rounding



PUBLIC USE DATASETS 04/08/2021

(Downloadable .xlsx files)

Cases and Deaths by County

Cases and Deaths by County by Date of Onset of Symptoms and Date of Death

Cases by Demographics Statewide

COVID-19 Tests by County

Diagnostic Tests by Result and County

MICHIGAN.GOV HOME
ADA
MICHIGAN NEWS
POLICIES

COPYRIGHT 2021 STATE OF MICHIGAN

Cumulative Total of Recovered COVID-19 Cases

Cumulative Total of Recovered COVID-19 Cases (as of 04/02/2021): 577,141

During this response, MDHHS is reviewing vital records statistics to identify any laboratory confirmed COVID-19 cases who are 30 days out from their onset of illness to represent recovery status. As the pandemic continues to impact Michigan, this pool will expand to include more cases. Recovered is defined as the number of persons with a confirmed COVID-19 diagnosis who are alive 30 days post-onset (or referral date if onset is not available). The number of persons recovered on April 2, 2021 represents COVID-19 confirmed individuals with an onset date on or prior to March 3, 2021. If an individual dies from a COVID-related cause >30 days from onset/referral, they are removed from the number of persons recovered. These numbers will be updated every Saturday.

Source: Michigan Disease Surveillance System and Vital Records



Have questions?
Chat with Robin

[View Cases](#)[View Deaths](#)[View Table](#)

Select Preparedness Region:

All



Select County:

All



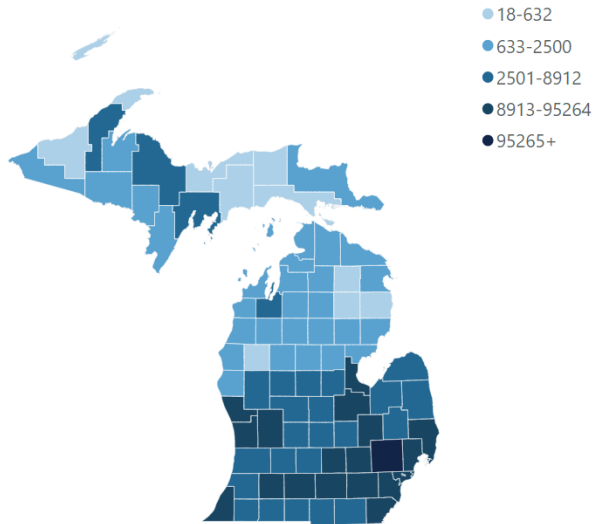
This report is provisional and subject to change. City of Detroit and Wayne County are reported separately. MDHHS began tracking probable cases April 5, 2020. FCI indicates federal correctional institute. MDOC indicates Michigan Department of Corrections. Diagnostic tests, including nucleic acid amplification/real-time polymerase chain reaction (NAAT/RT-PCR) and rapid virus antigen detection point of care (POC) tests, look for current infection. Serology (antibody) tests are used to look for the possibility of previous infection.

Source: Michigan Disease Surveillance System (MDSS) and Vital Records.

COVID-19 Cases by County

Confirmed cases include individuals with a positive diagnostic test for COVID-19. Probable cases include individuals with COVID-19 symptoms and an epidemiologic link to confirmed COVID-19, but no diagnostic test.

Cases by County



Michigan

Thursday, April 8, 2021

Michigan (Statewide) Case Fatality Rate

2.3%

Current Totals

Case Status	Cases	Deaths
Confirmed	723,297	16,400
Probable	80,734	1,050
Total	804,031	17,450

Laboratory Testing

Test Type	Tests Performed
Diagnostic	11,841,130
Serology	573,514
Total	12,414,644

[View Cases](#)[View Deaths](#)[View Table](#)

Select Preparedness Region:

All



Select County:

All



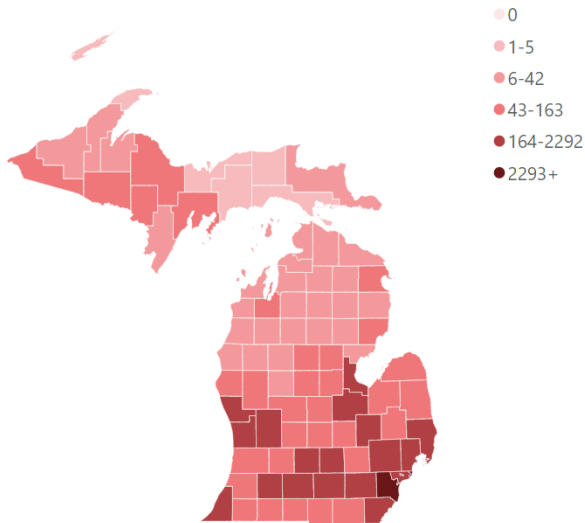
This report is provisional and subject to change. City of Detroit and Wayne County are reported separately. MDHHS began tracking probable cases April 5, 2020. FCI indicates federal correctional institute. MDOC indicates Michigan Department of Corrections. Diagnostic tests, including nucleic acid amplification/real-time polymerase chain reaction (NAAT/RT-PCR) and rapid virus antigen detection point of care (POC) tests, look for current infection. Serology (antibody) tests are used to look for the possibility of previous infection.

Source: Michigan Disease Surveillance System (MDSS) and Vital Records.

COVID-19 Deaths by County

Confirmed deaths include individuals who had a confirmed COVID-19 infection and are classified as deceased by the case investigation, have COVID-19 indicated as a cause of death on their death certificate, or who die within 30 days of infection and their manner of death is listed as natural. Probable deaths include individuals who have COVID indicated on their death certificate, but have not had a positive diagnostic test.

Deaths by County



Michigan

Thursday, April 8, 2021

Michigan (Statewide) Case Fatality Rate

2.3%

Current Totals

Case Status	Cases	Deaths
Confirmed	723,297	16,400
Probable	80,734	1,050
Total	804,031	17,450

Laboratory Testing

Test Type	Tests Performed
Diagnostic	11,841,130
Serology	573,514
Total	12,414,644

Confirmed Cases

Deaths

View Table

Select Preparedness Region:

All



Select County:

All



Cases are shown by onset date or by lab specimen collection date if onset date was unavailable. Deaths are shown by date of death or date of last status update if date of death was unavailable. Tracking of probable cases and deaths did not begin until April 5, 2020, therefore only probable cases referred for investigation on or after April 5, 2020 are displayed (onset may have been prior).

Notes: FCI indicates federal correctional institute. MDOC indicates Michigan Department of Corrections.

Daily Cases by Status

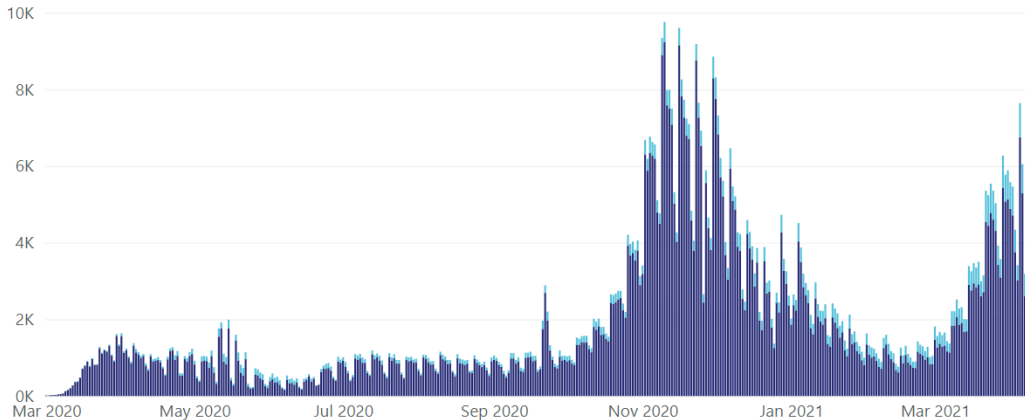
The number of daily confirmed cases represent the total number of people who had a positive diagnostic test for COVID-19 by the date of the onset of their symptoms.

Filter by Date:

3/1/2020

4/8/2021

Cases by Date of Onset

Case Status ● Confirmed ● Probable

Confirmed Cases

Deaths

View Table

Select Preparedness Region:

All

Select County:

All

Cases are shown by onset date or by lab specimen collection date if onset date was unavailable. Deaths are shown by date of death or date of last status update if date of death was unavailable. Tracking of probable cases and deaths did not begin until April 5, 2020, therefore only probable cases referred for investigation on or after April 5, 2020 are displayed (onset may have been prior).

Notes: FCI indicates federal correctional institute. MDOC indicates Michigan Department of Corrections.

Daily Deaths by Status

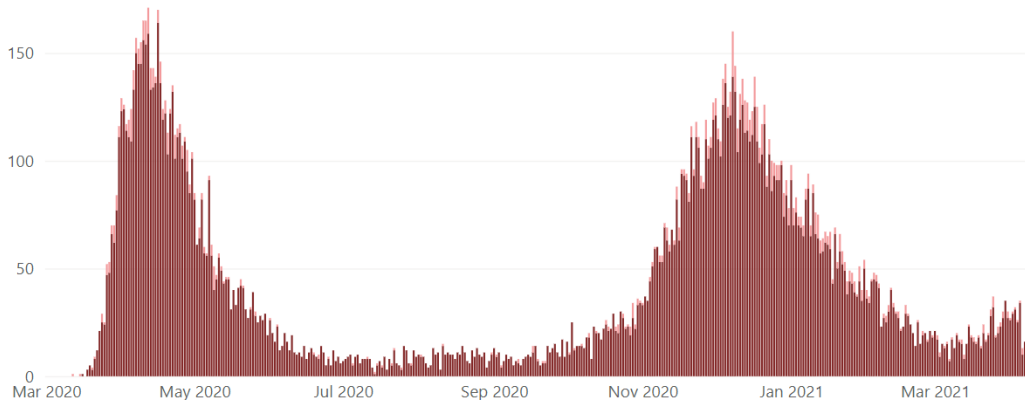
Confirmed deaths include individuals who had a confirmed COVID-19 infection and are classified as deceased by the case investigation, have COVID-19 indicated as a cause of death on their death certificate, or who die within 30 days of infection and their manner of death is listed as natural. Data are shown by the date of death.

Filter by Date:

3/1/2020

4/8/2021

Deaths by Date of Death

Case Status ● Confirmed ● Probable

View Table

View Chart

Select Preparedness Region:

All

Select County:

All

Cases are shown by onset date or by lab specimen collection date if onset date was unavailable. Deaths are shown by date of death or date of last status update if date of death was unavailable. Tracking of probable cases and deaths did not begin until April 5, 2020, therefore these data are not displayed by date.

Notes: FCI indicates federal correctional institute. MDOC indicates Michigan Department of Corrections.

Cumulative Confirmed Cases and Deaths among Confirmed Cases

Cumulative cases represent the total number of people who had a positive diagnostic test for COVID-19. Cases are shown by the date of onset of symptoms. Cumulative Deaths represent the total number of people who had a confirmed COVID-19 infection and are classified as deceased by the case investigation, have COVID-19 indicated as a cause of death on their death certificate, or who die within 30 days of infection and their manner of death is listed as natural. Deaths are shown by date of death.

Filter By Date:

3/1/2020

4/8/2021

Cumulative Confirmed Cases and Deaths among Confirmed Cases by Date

● Confirmed Cases ● Deaths

0.8M

0.6M

0.4M

0.2M

0.0M

Mar 2020

May 2020

Jul 2020

Sep 2020

Nov 2020

Jan 2021

Mar 2021

Cases by Demographic Characteristics

Data are suppressed when the number of cases is five or below to protect the confidentiality of individuals. The sum of the cases for individual categories may be fewer than the total number of cases due to data suppression. Rates are not calculated for multiple races, other, and unknown race categories due to the unavailability of an appropriate denominator.

Cases

Deaths

Select case status:

- ☒ Confirmed
☐ Probable

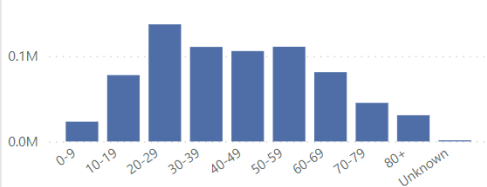
Select Preparedness Region:

All

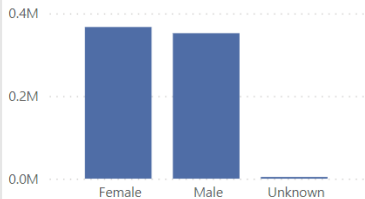
Select county:

All

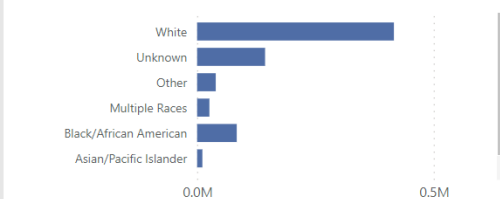
Cases by Age Group



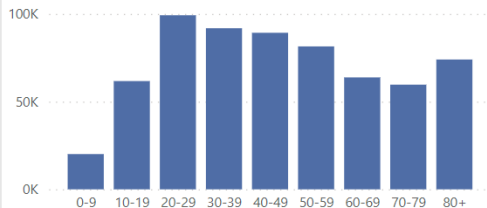
Cases by Sex



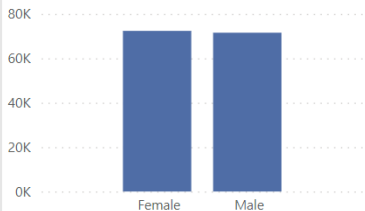
Cases by Race



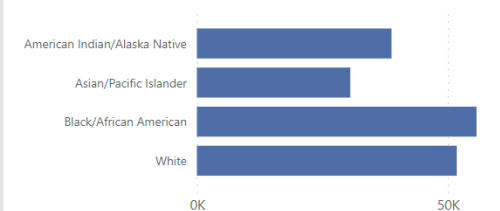
Cases per Million by Age Group



Cases per Million by Sex



Cases per Million by Race



Cases by Demographic Characteristics

Data are suppressed when the number of cases is five or below to protect the confidentiality of individuals. The sum of the cases for individual categories may be fewer than the total number of cases due to data suppression. Rates are not calculated for multiple races, other, and unknown race categories due to the unavailability of an appropriate denominator.

Cases

Deaths

Select case status:

- ☐ Confirmed
☒ Probable

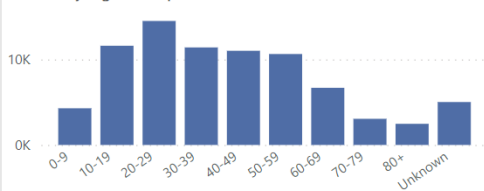
Select Preparedness Region:

All

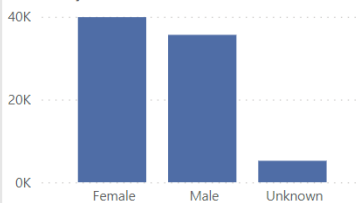
Select county:

All

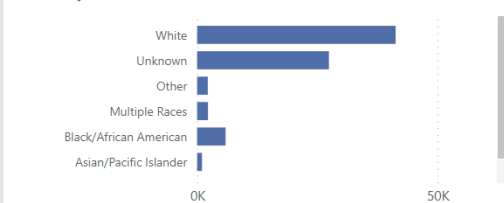
Cases by Age Group



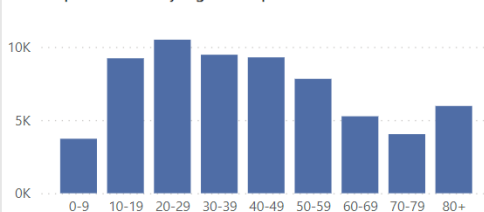
Cases by Sex



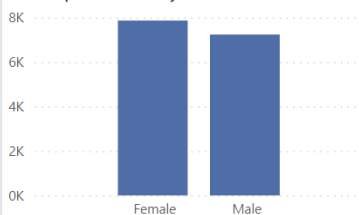
Cases by Race



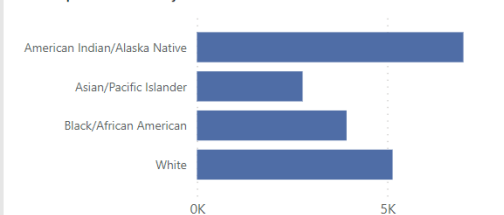
Cases per Million by Age Group



Cases per Million by Sex



Cases per Million by Race



Deaths by Demographic Characteristics

Data are suppressed when the number of deaths is five or below to protect the confidentiality of individuals. The sum of the deaths for individual categories may be fewer than the total number of deaths due to data suppression. Rates are not calculated for multiple races, other, and unknown race categories due to the unavailability of an appropriate denominator.

Cases

Deaths

Select case status:

- ☒ Confirmed
☐ Probable

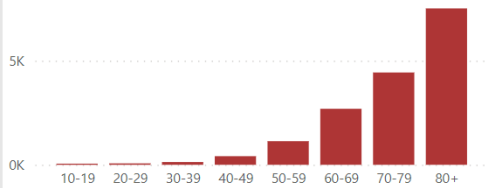
Select Preparedness Region:

All

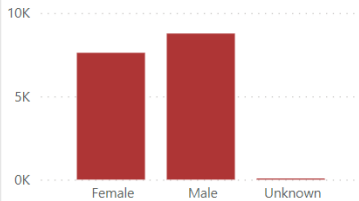
Select county:

All

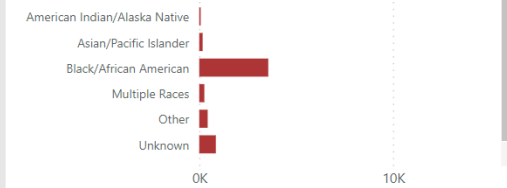
Deaths by Age Group



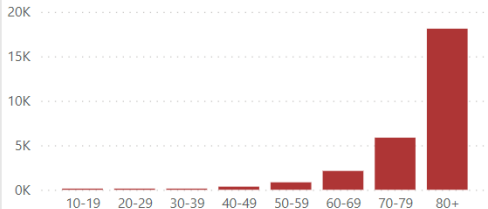
Deaths by Sex



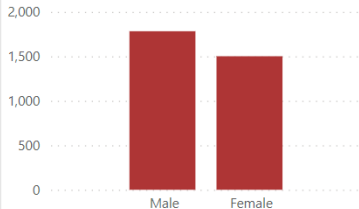
Deaths by Race



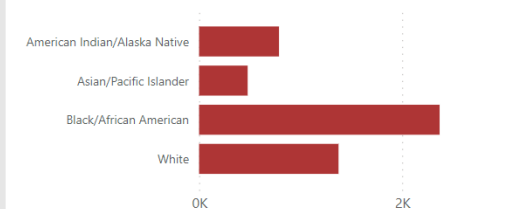
Deaths per Million by Age Group



Deaths per Million by Sex



Deaths per Million by Race



Deaths by Demographic Characteristics

Data are suppressed when the number of deaths is five or below to protect the confidentiality of individuals. The sum of the deaths for individual categories may be fewer than the total number of deaths due to data suppression. Rates are not calculated for multiple races, other, and unknown race categories due to the unavailability of an appropriate denominator.

Cases

Deaths

Select case status:

☐ Confirmed☒ Probable

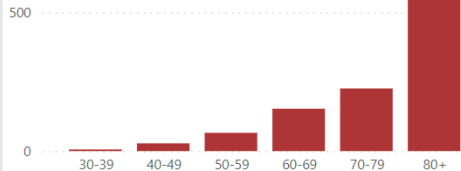
Select Preparedness Region:

All

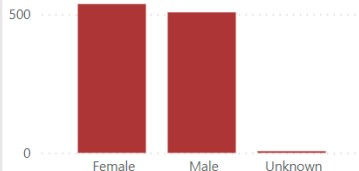
Select county:

All

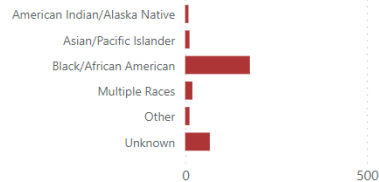
Deaths by Age Group



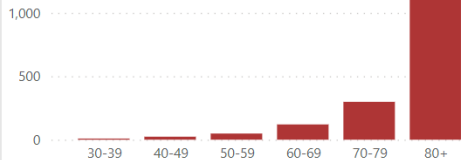
Deaths by Sex



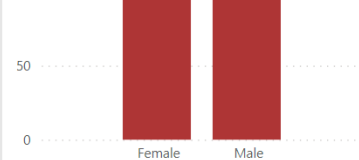
Deaths by Race



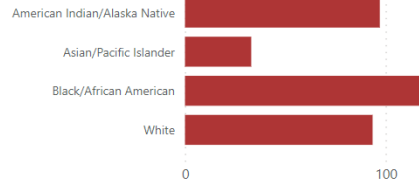
Deaths per Million by Age Group



Deaths per Million by Sex



Deaths per Million by Race



[View Table](#)[View Charts](#)

Select Preparedness Region:

All

Select County:

All

Diagnostic tests are used to find current infection and look for genes or proteins from the severe acute respiratory syndrome coronavirus 2 (SARS-CoV-2), the virus that causes COVID-19. These tests, which are performed as nasal swabs, include: Nucleic acid amplification test/real-time polymerase chain reaction (NAAT/RT-PCR) test and rapid virus antigen detection point of care (POC) tests.

Serology tests are used to look for the possibility of previous infection. Serology tests look for antibodies to SARS-CoV-2 in the blood. There are currently two types of serology tests: the enzyme-linked immunosorbent assay (ELISA) test and the rapid antibody detection POC test. Serology tests do not diagnose disease and do not guarantee immunity, but might provide information about previous infection.

Total Covid-19 Laboratory Tests

Total testing includes both diagnostic tests which are used to determine if an individual currently has COVID-19 and serology testing which is used to determine if a person has antibodies to Covid-19.

Filter by Date:

3/10/2020

4/7/2021

Total Laboratory Tests by Type and Date

Test Type ● Diagnostic ● Serology

100K

50K

0K

May 2020

Jul 2020

Sep 2020

Nov 2020

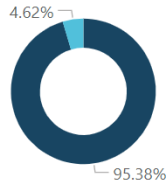
Jan 2021

Mar 2021

Total Tests Completed to Date

Test Type	Count	Tests per Million Residents
Diagnostic	11,841,130	1,185,164
Serology	573,514	57,402
Total	12,414,644	1,242,567

Percent of Tests Completed by Type



Test Type

● Diagnostic

● Serology

View Table

View Charts

Select Preparedness Region

All



Select County

All



Diagnostic tests are used to find current infection and look for genes or proteins from the severe acute respiratory syndrome coronavirus 2 (SARS-CoV-2), the virus that causes COVID-19. These tests, which are performed as nasal swabs, include: Nucleic acid amplification test/real-time polymerase chain reaction (NAAT/RT-PCR) test and rapid virus antigen detection point of care (POC) tests. Diagnostic tests do not include serology tests which look for antibodies to SARS-Cov-2 in the blood.

Diagnostic Covid-19 Laboratory Tests

Diagnostic tests are used to determine if an individual is currently infected with Covid-19.

Filter by Date

3/10/2020

4/7/2021

Total Laboratory Tests by Type and Date

Test Type ● Negative ● Positive

100K

50K

0K

May 2020

Jul 2020

Sep 2020

Nov 2020

Jan 2021

Mar 2021

Percent of Diagnostic Tests That Were Positive

60%

40%

20%

0%

May 2020

Jul 2020

Sep 2020

Nov 2020

Jan 2021

Mar 2021

Where does the data come from?

The State of Michigan COVID-19 Dashboard displays the most recent provisional data reported to the Michigan Department of Health and Humans Services (MDHHS) about cases in Michigan by selected demographics and county of residence (City of Detroit and Wayne County are reported separately). Data are reported to MDHHS via the [Michigan Disease Surveillance System \(MDSS\)](#). Provisional Death data are provided by the MDHHS Division for [Vital Records & Health Statistics](#).

How does MDHHS classify confirmed and probable cases?

Confirmed cases only include individuals who have had a positive diagnostic laboratory test for COVID-19. Probable cases include individuals who have symptoms consistent with COVID-19 and an epidemiologic link to a confirmed case or a positive serology (antibody) test, but do not have a positive diagnostic laboratory test for COVID-19 and individuals with a positive serology (antibody) test for COVID-19 and an epidemiologic link to a confirmed case.

How does MDHHS classify confirmed and probable deaths?

Confirmed deaths include individuals who meet one or more of the following conditions: 1) Have been identified as a confirmed case and classified as deceased as a result of a case investigation in the Michigan Disease Surveillance System (MDSS). MDSS is the database used by state and local health department to monitor reportable diseases like COVID-19; 2) have been identified as a confirmed case in MDSS had have a death certificate with COVID-19 listed as a cause of death; 3) have been identified as a confirmed case in MDSS and die within 30 days of onset of COVID-19 infection and have a death certificate which classifies their manner death as 'natural'. Probable deaths include individuals who have COVID indicated as a cause of death on their death certificate but have not had a positive diagnostic laboratory test.

Why do the number of probable cases fluctuate?

The number of probable cases can change daily based on the investigation efforts of the health department. When a probable case is first reported, local and/or state health department staff investigate to determine if the person meets the case definition of probable. As additional information is gathered, the case could be re-classified to confirmed, remain as probable, or be determined as not a case.

Why do data in the demographics tab not sum to the total number of cases for a county or region?

Data are not shown whenever the number of cases for a particular demographic category is fewer than six to protect the confidentiality of individuals. Rates are not calculated for other, multiple, and unknown race because an appropriate population denominator is not available for these categories at the county level.

Where can I get more information about COVID-19?

Visit <https://www.michigan.gov/coronavirus> to find information on resources and assistance, answers to frequently asked questions, and the latest updates on Michigan's response to COVID-19. For COVID-19 updates from CDC visit <https://www.cdc.gov/coronavirus/2019-ncov>.

PUBLIC USE DATASETS

Cases and Deaths by County

README

Includes total cases and deaths to date by case status (confirmed or probable) and county. County is based on the county of residence.

Confirmed cases only include individuals who have had a positive diagnostic laboratory test for COVID-19.

Probable cases include individuals who have symptoms consistent with COVID-19 and an epidemiologic link to a confirmed case or a positive serology (antibody) test, but do not have a positive diagnostic laboratory test for COVID-19 and individuals with a positive serology (antibody) test for COVID-19 and an epidemiologic link to a confirmed case.

Confirmed deaths include individuals who meet one or more of the following conditions: 1) Have been identified as a confirmed case and classified as deceased as a result of a case investigation in the Michigan Disease Surveillance System (MDSS). MDSS is the database used by state and local health department to monitor reportable diseases like COVID-19; 2) have been identified as a confirmed case in MDSS had have a death certificate with COVID-19 listed as a cause of death; 3) have been identified as a confirmed case in MDSS and die within 30 days of onset of COVID-19 infection and have a death certificate which classifies their manner death as 'natural'.

Probable deaths include individuals who have COVID indicated as a cause of death on their death certificate but have not had a positive diagnostic laboratory test.

The number of probable cases can change daily based on information obtained through the health department investigation. Probable cases can be re-classified as a confirmed case or determined to not be a case.

CASES AND DEATHS BY COUNTY 2021-04-08

Updated	COUNTY	ConfirmedCases	ConfirmedDeaths	ProbableCases	ProbableDeaths
2021/04/08 14:23:54	Alcona	449	20	99	5
2021/04/08 14:23:54	Alger	293	1	174	4
2021/04/08 14:23:54	Allegan	7895	95	920	23
2021/04/08 14:23:54	Alpena	1418	49	295	1
2021/04/08 14:23:54	Antrim	1045	16	263	5
2021/04/08 14:23:54	Arenac	776	27	93	0
2021/04/08 14:23:54	Baraga	524	33	110	0
2021/04/08 14:23:54	Barry	4075	51	423	2
2021/04/08 14:23:54	Bay	8421	297	493	12
2021/04/08 14:23:54	Benzie	877	31	167	1
2021/04/08 14:23:54	Berrien	12119	235	1121	19
2021/04/08 14:23:54	Branch	3755	85	368	4
2021/04/08 14:23:54	Calhoun	10138	234	1664	17
2021/04/08 14:23:54	Cass	4217	64	539	5
2021/04/08 14:23:54	Charlevoix	1022	13	256	0
2021/04/08 14:23:54	Cheboygan	1150	38	270	0
2021/04/08 14:23:54	Chippewa	903	25	1236	5
2021/04/08 14:23:54	Clare	1578	68	290	1
2021/04/08 14:23:54	Clinton	5211	71	1161	4
2021/04/08 14:23:54	Crawford	756	7	52	0
2021/04/08 14:23:54	Delta	2876	68	534	19
2021/04/08 14:23:54	Dickinson	2223	55	271	16
2021/04/08 14:23:54	Eaton	7367	157	1000	8
2021/04/08 14:23:54	Emmet	1529	39	336	1
2021/04/08 14:23:54	Genesee	27021	742	6012	55
2021/04/08 14:23:54	Gladwin	1506	40	308	3
2021/04/08 14:23:54	Gogebic	977	22	357	28
2021/04/08 14:23:54	Grand Traver	4702	69	652	11
2021/04/08 14:23:54	Gratiot	2668	102	513	4
2021/04/08 14:23:54	Hillsdale	3431	79	352	3
2021/04/08 14:23:54	Houghton	2321	32	569	8
2021/04/08 14:23:54	Huron	2539	60	792	3
2021/04/08 14:23:54	Ingham	19192	304	1625	6
2021/04/08 14:23:54	Ionia	4769	72	83	2
2021/04/08 14:23:54	Iosco	1392	64	173	3
2021/04/08 14:23:54	Iron	889	42	62	9
2021/04/08 14:23:54	Isabella	4228	77	664	1
2021/04/08 14:23:54	Jackson	11925	233	702	7
2021/04/08 14:23:54	Kalamazoo	16204	293	2371	38
2021/04/08 14:23:54	Kalkaska	795	16	60	0
2021/04/08 14:23:54	Kent	55910	697	3560	59
2021/04/08 14:23:54	Keweenaw	125	1	32	1
2021/04/08 14:23:54	Lake	443	11	24	1
2021/04/08 14:23:54	Lapeer	6123	142	1061	1
2021/04/08 14:23:54	Leelanau	893	16	163	0
2021/04/08 14:23:54	Lenawee	7018	131	465	4
2021/04/08 14:23:54	Livingston	11870	145	1470	13

2021/04/08 14:23:54	Luce	148	0	143	1
2021/04/08 14:23:54	Mackinac	337	3	186	0
2021/04/08 14:23:54	Macomb	73792	1952	6258	110
2021/04/08 14:23:54	Manistee	885	18	50	3
2021/04/08 14:23:54	Marquette	3738	55	684	1
2021/04/08 14:23:54	Mason	1456	27	105	0
2021/04/08 14:23:54	Mecosta	2373	24	129	0
2021/04/08 14:23:54	Menominee	1668	39	291	2
2021/04/08 14:23:54	Midland	5364	68	645	3
2021/04/08 14:23:54	Missaukee	1002	12	186	8
2021/04/08 14:23:54	Monroe	10496	203	1973	13
2021/04/08 14:23:54	Montcalm	3978	90	382	2
2021/04/08 14:23:54	Montmorenc	356	17	70	1
2021/04/08 14:23:54	Muskegon	11551	303	278	7
2021/04/08 14:23:54	Newaygo	3350	52	236	2
2021/04/08 14:23:54	Oakland	82299	1966	12967	116
2021/04/08 14:23:54	Oceana	2059	49	92	2
2021/04/08 14:23:54	Ogemaw	1076	34	185	1
2021/04/08 14:23:54	Ontonagon	378	20	56	1
2021/04/08 14:23:54	Osceola	1292	24	184	0
2021/04/08 14:23:54	Oscoda	406	20	87	1
2021/04/08 14:23:54	Otsego	1498	24	313	4
2021/04/08 14:23:54	Ottawa	24725	336	1761	39
2021/04/08 14:23:54	Presque Isle	689	28	131	1
2021/04/08 14:23:54	Roscommon	1367	42	231	0
2021/04/08 14:23:54	Saginaw	16213	526	856	14
2021/04/08 14:23:54	Sanilac	2981	82	387	5
2021/04/08 14:23:54	Schoolcraft	269	4	49	1
2021/04/08 14:23:54	Shiawassee	4484	85	494	1
2021/04/08 14:23:54	St Clair	11902	288	2232	15
2021/04/08 14:23:54	St Joseph	4692	85	629	6
2021/04/08 14:23:54	Tuscola	3898	137	599	10
2021/04/08 14:23:54	Van Buren	5473	91	389	12
2021/04/08 14:23:54	Washtenaw	20332	248	2016	6
2021/04/08 14:23:54	Wayne	82268	2182	7012	112
2021/04/08 14:23:54	Wexford	2031	26	210	1
2021/04/08 14:23:54	MDOC	25282	149	817	3
2021/04/08 14:23:54	FCI	311	5	5	0
2021/04/08 14:23:54	Out-of-State	1609	10	108	2
2021/04/08 14:23:54	Unknown	1	0	18	0
2021/04/08 14:23:54	Detroit City	37710	1907	3085	132

PUBLIC USE DATASETS

Cases by Demographics Statewide

README

Includes the total number of confirmed and probable cases and confirmed and probable deaths to date by demographic characteristics

Confirmed cases only include individuals who have had a positive diagnostic laboratory test for COVID-19.

Probable cases include individuals who have symptoms consistent with COVID-19 and an epidemiologic link to a confirmed case or a positive serology (antibody) test, but do not have a positive diagnostic laboratory test for COVID-19 and individuals with a positive serology (antibody) test for COVID-19 and an epidemiologic link to a confirmed case.

Confirmed deaths include individuals who meet one or more of the following conditions: 1) Have been identified as a confirmed case and classified as deceased as a result of a case investigation in the Michigan Disease Surveillance System (MDSS). MDSS is the database used by state and local health department to monitor reportable diseases like COVID-19; 2) have been identified as a confirmed case in MDSS had have a death certificate with COVID-19 listed as a cause of death; 3) have been identified as a confirmed case in MDSS and die within 30 days of onset of COVID-19 infection and have a death certificate which classifies their manner death as 'natural'.

Probable deaths include individuals who have COVID indicated as a cause of death on their death certificate but have not had a positive diagnostic laboratory test. The number of probable cases can change daily based on information obtained through the health department investigation. Probable cases can be re-classified as a confirmed case or determined to not be a case.

Data is suppressed when the number of cases or deaths in a single category is between one and five to protect the confidentiality of individuals.

CASES BY DEMOGRAPHICS STATEWIDE 2021-04-08

CASE_STATUS	AgeCat	RaceCat	SEX	Cases	Deaths
Confirmed	0-9	American Indian/Alaska Native	Female	93	0
Confirmed	10-19	American Indian/Alaska Native	Female	233	0
Confirmed	20-29	American Indian/Alaska Native	Female	392	0
Confirmed	30-39	American Indian/Alaska Native	Female	310	Suppressed
Confirmed	40-49	American Indian/Alaska Native	Female	278	Suppressed
Confirmed	50-59	American Indian/Alaska Native	Female	271	Suppressed
Confirmed	60-69	American Indian/Alaska Native	Female	177	9
Confirmed	70-79	American Indian/Alaska Native	Female	95	10
Confirmed	80+	American Indian/Alaska Native	Female	36	7
Confirmed	Unknown	American Indian/Alaska Native	Female	Suppressed	0
Confirmed	0-9	Asian/Pacific Islander	Female	188	0
Confirmed	10-19	Asian/Pacific Islander	Female	639	0
Confirmed	20-29	Asian/Pacific Islander	Female	1232	0
Confirmed	30-39	Asian/Pacific Islander	Female	1029	Suppressed
Confirmed	40-49	Asian/Pacific Islander	Female	912	0
Confirmed	50-59	Asian/Pacific Islander	Female	777	7
Confirmed	60-69	Asian/Pacific Islander	Female	429	10
Confirmed	70-79	Asian/Pacific Islander	Female	208	22
Confirmed	80+	Asian/Pacific Islander	Female	137	34
Confirmed	Unknown	Asian/Pacific Islander	Female	0	0
Confirmed	0-9	Black/African American	Female	1367	Suppressed
Confirmed	10-19	Black/African American	Female	3389	Suppressed
Confirmed	20-29	Black/African American	Female	8150	13
Confirmed	30-39	Black/African American	Female	7327	17
Confirmed	40-49	Black/African American	Female	6155	67
Confirmed	50-59	Black/African American	Female	5505	155
Confirmed	60-69	Black/African American	Female	4503	342
Confirmed	70-79	Black/African American	Female	2640	455
Confirmed	80+	Black/African American	Female	1755	601
Confirmed	Unknown	Black/African American	Female	18	0
Confirmed	0-9	Multiple Races	Female	582	0
Confirmed	10-19	Multiple Races	Female	1817	Suppressed
Confirmed	20-29	Multiple Races	Female	2663	0
Confirmed	30-39	Multiple Races	Female	1936	0
Confirmed	40-49	Multiple Races	Female	2010	Suppressed
Confirmed	50-59	Multiple Races	Female	2049	10
Confirmed	60-69	Multiple Races	Female	1483	13
Confirmed	70-79	Multiple Races	Female	811	29
Confirmed	80+	Multiple Races	Female	522	65
Confirmed	Unknown	Multiple Races	Female	11	0
Confirmed	0-9	Other	Female	937	0
Confirmed	10-19	Other	Female	2498	0
Confirmed	20-29	Other	Female	4259	0
Confirmed	30-39	Other	Female	3286	Suppressed
Confirmed	40-49	Other	Female	3034	7
Confirmed	50-59	Other	Female	2411	15
Confirmed	60-69	Other	Female	1453	34

Confirmed	70-79	Other	Female	726	46
Confirmed	80+	Other	Female	505	79
Confirmed	Unknown	Other	Female	9	0
Confirmed	0-9	Unknown	Female	1794	0
Confirmed	10-19	Unknown	Female	7161	0
Confirmed	20-29	Unknown	Female	14360	Suppressed
Confirmed	30-39	Unknown	Female	11545	Suppressed
Confirmed	40-49	Unknown	Female	11673	8
Confirmed	50-59	Unknown	Female	12091	19
Confirmed	60-69	Unknown	Female	7109	52
Confirmed	70-79	Unknown	Female	3144	89
Confirmed	80+	Unknown	Female	2422	249
Confirmed	Unknown	Unknown	Female	113	0
Confirmed	0-9	White	Female	6124	0
Confirmed	10-19	White	Female	23799	Suppressed
Confirmed	20-29	White	Female	39618	15
Confirmed	30-39	White	Female	30092	21
Confirmed	40-49	White	Female	29464	64
Confirmed	50-59	White	Female	31954	207
Confirmed	60-69	White	Female	24770	572
Confirmed	70-79	White	Female	15271	1165
Confirmed	80+	White	Female	13238	3081
Confirmed	Unknown	White	Female	92	0
Confirmed	0-9	American Indian/Alaska Native	Male	83	0
Confirmed	10-19	American Indian/Alaska Native	Male	238	0
Confirmed	20-29	American Indian/Alaska Native	Male	311	0
Confirmed	30-39	American Indian/Alaska Native	Male	276	0
Confirmed	40-49	American Indian/Alaska Native	Male	269	0
Confirmed	50-59	American Indian/Alaska Native	Male	225	Suppressed
Confirmed	60-69	American Indian/Alaska Native	Male	179	19
Confirmed	70-79	American Indian/Alaska Native	Male	83	13
Confirmed	80+	American Indian/Alaska Native	Male	30	6
Confirmed	Unknown	American Indian/Alaska Native	Male	Suppressed	0
Confirmed	0-9	Asian/Pacific Islander	Male	244	0
Confirmed	10-19	Asian/Pacific Islander	Male	630	0
Confirmed	20-29	Asian/Pacific Islander	Male	1399	0
Confirmed	30-39	Asian/Pacific Islander	Male	1013	0
Confirmed	40-49	Asian/Pacific Islander	Male	805	Suppressed
Confirmed	50-59	Asian/Pacific Islander	Male	732	Suppressed
Confirmed	60-69	Asian/Pacific Islander	Male	418	24
Confirmed	70-79	Asian/Pacific Islander	Male	195	37
Confirmed	80+	Asian/Pacific Islander	Male	95	29
Confirmed	Unknown	Asian/Pacific Islander	Male	0	0
Confirmed	0-9	Black/African American	Male	1419	0
Confirmed	10-19	Black/African American	Male	3182	Suppressed
Confirmed	20-29	Black/African American	Male	8191	16
Confirmed	30-39	Black/African American	Male	7988	37
Confirmed	40-49	Black/African American	Male	6920	102
Confirmed	50-59	Black/African American	Male	6474	262
Confirmed	60-69	Black/African American	Male	4746	483

Confirmed	70-79	Black/African American	Male	2479	583
Confirmed	80+	Black/African American	Male	1033	422
Confirmed	Unknown	Black/African American	Male	7	0
Confirmed	0-9	Multiple Races	Male	623	Suppressed
Confirmed	10-19	Multiple Races	Male	1814	0
Confirmed	20-29	Multiple Races	Male	2259	0
Confirmed	30-39	Multiple Races	Male	1593	Suppressed
Confirmed	40-49	Multiple Races	Male	1575	Suppressed
Confirmed	50-59	Multiple Races	Male	1623	9
Confirmed	60-69	Multiple Races	Male	1403	39
Confirmed	70-79	Multiple Races	Male	747	36
Confirmed	80+	Multiple Races	Male	320	50
Confirmed	Unknown	Multiple Races	Male	Suppressed	0
Confirmed	0-9	Other	Male	995	0
Confirmed	10-19	Other	Male	2553	0
Confirmed	20-29	Other	Male	4392	Suppressed
Confirmed	30-39	Other	Male	3507	Suppressed
Confirmed	40-49	Other	Male	3276	19
Confirmed	50-59	Other	Male	2762	28
Confirmed	60-69	Other	Male	1573	71
Confirmed	70-79	Other	Male	688	64
Confirmed	80+	Other	Male	302	64
Confirmed	Unknown	Other	Male	6	0
Confirmed	0-9	Unknown	Male	1925	0
Confirmed	10-19	Unknown	Male	6916	0
Confirmed	20-29	Unknown	Male	14722	0
Confirmed	30-39	Unknown	Male	12059	9
Confirmed	40-49	Unknown	Male	11197	21
Confirmed	50-59	Unknown	Male	12049	34
Confirmed	60-69	Unknown	Male	7007	77
Confirmed	70-79	Unknown	Male	2737	133
Confirmed	80+	Unknown	Male	1339	156
Confirmed	Unknown	Unknown	Male	126	0
Confirmed	0-9	White	Male	6691	0
Confirmed	10-19	White	Male	22453	Suppressed
Confirmed	20-29	White	Male	34441	22
Confirmed	30-39	White	Male	28082	37
Confirmed	40-49	White	Male	27636	111
Confirmed	50-59	White	Male	31355	377
Confirmed	60-69	White	Male	25539	943
Confirmed	70-79	White	Male	15199	1748
Confirmed	80+	White	Male	8879	2665
Confirmed	Unknown	White	Male	79	0
Confirmed	0-9	American Indian/Alaska Native	Unknown	Suppressed	0
Confirmed	10-19	American Indian/Alaska Native	Unknown	Suppressed	0
Confirmed	20-29	American Indian/Alaska Native	Unknown	Suppressed	0
Confirmed	30-39	American Indian/Alaska Native	Unknown	Suppressed	0
Confirmed	40-49	American Indian/Alaska Native	Unknown	0	0
Confirmed	50-59	American Indian/Alaska Native	Unknown	Suppressed	0
Confirmed	60-69	American Indian/Alaska Native	Unknown	Suppressed	0

Confirmed	70-79	American Indian/Alaska Native	Unknown	Suppressed	0
Confirmed	80+	American Indian/Alaska Native	Unknown	0	0
Confirmed	Unknown	American Indian/Alaska Native	Unknown	0	0
Confirmed	0-9	Asian/Pacific Islander	Unknown	0	0
Confirmed	10-19	Asian/Pacific Islander	Unknown	6	0
Confirmed	20-29	Asian/Pacific Islander	Unknown	8	0
Confirmed	30-39	Asian/Pacific Islander	Unknown	Suppressed	0
Confirmed	40-49	Asian/Pacific Islander	Unknown	Suppressed	0
Confirmed	50-59	Asian/Pacific Islander	Unknown	Suppressed	0
Confirmed	60-69	Asian/Pacific Islander	Unknown	Suppressed	0
Confirmed	70-79	Asian/Pacific Islander	Unknown	0	0
Confirmed	80+	Asian/Pacific Islander	Unknown	0	0
Confirmed	Unknown	Asian/Pacific Islander	Unknown	0	0
Confirmed	0-9	Black/African American	Unknown	Suppressed	0
Confirmed	10-19	Black/African American	Unknown	11	0
Confirmed	20-29	Black/African American	Unknown	120	0
Confirmed	30-39	Black/African American	Unknown	103	0
Confirmed	40-49	Black/African American	Unknown	108	0
Confirmed	50-59	Black/African American	Unknown	90	0
Confirmed	60-69	Black/African American	Unknown	42	Suppressed
Confirmed	70-79	Black/African American	Unknown	12	Suppressed
Confirmed	80+	Black/African American	Unknown	Suppressed	0
Confirmed	Unknown	Black/African American	Unknown	0	0
Confirmed	0-9	Multiple Races	Unknown	6	0
Confirmed	10-19	Multiple Races	Unknown	12	0
Confirmed	20-29	Multiple Races	Unknown	22	0
Confirmed	30-39	Multiple Races	Unknown	14	0
Confirmed	40-49	Multiple Races	Unknown	16	0
Confirmed	50-59	Multiple Races	Unknown	11	0
Confirmed	60-69	Multiple Races	Unknown	15	0
Confirmed	70-79	Multiple Races	Unknown	6	0
Confirmed	80+	Multiple Races	Unknown	Suppressed	0
Confirmed	Unknown	Multiple Races	Unknown	Suppressed	0
Confirmed	0-9	Other	Unknown	10	0
Confirmed	10-19	Other	Unknown	17	0
Confirmed	20-29	Other	Unknown	34	0
Confirmed	30-39	Other	Unknown	29	0
Confirmed	40-49	Other	Unknown	40	0
Confirmed	50-59	Other	Unknown	25	0
Confirmed	60-69	Other	Unknown	13	0
Confirmed	70-79	Other	Unknown	Suppressed	0
Confirmed	80+	Other	Unknown	7	0
Confirmed	Unknown	Other	Unknown	Suppressed	0
Confirmed	0-9	Unknown	Unknown	70	0
Confirmed	10-19	Unknown	Unknown	222	0
Confirmed	20-29	Unknown	Unknown	449	0
Confirmed	30-39	Unknown	Unknown	337	0
Confirmed	40-49	Unknown	Unknown	356	0
Confirmed	50-59	Unknown	Unknown	331	0
Confirmed	60-69	Unknown	Unknown	182	Suppressed

Confirmed	70-79	Unknown	Unknown	83	Suppressed
Confirmed	80+	Unknown	Unknown	61	Suppressed
Confirmed	Unknown	Unknown	Unknown	55	0
Confirmed	0-9	White	Unknown	17	0
Confirmed	10-19	White	Unknown	115	0
Confirmed	20-29	White	Unknown	218	0
Confirmed	30-39	White	Unknown	208	0
Confirmed	40-49	White	Unknown	191	Suppressed
Confirmed	50-59	White	Unknown	178	0
Confirmed	60-69	White	Unknown	121	0
Confirmed	70-79	White	Unknown	62	Suppressed
Confirmed	80+	White	Unknown	23	Suppressed
Confirmed	Unknown	White	Unknown	Suppressed	0
Probable	0-9	American Indian/Alaska Native	Female	34	0
Probable	10-19	American Indian/Alaska Native	Female	55	0
Probable	20-29	American Indian/Alaska Native	Female	69	0
Probable	30-39	American Indian/Alaska Native	Female	53	0
Probable	40-49	American Indian/Alaska Native	Female	48	0
Probable	50-59	American Indian/Alaska Native	Female	32	0
Probable	60-69	American Indian/Alaska Native	Female	24	0
Probable	70-79	American Indian/Alaska Native	Female	9	0
Probable	80+	American Indian/Alaska Native	Female	Suppressed	Suppressed
Probable	Unknown	American Indian/Alaska Native	Female	Suppressed	0
Probable	0-9	Asian/Pacific Islander	Female	28	0
Probable	10-19	Asian/Pacific Islander	Female	63	0
Probable	20-29	Asian/Pacific Islander	Female	127	0
Probable	30-39	Asian/Pacific Islander	Female	92	0
Probable	40-49	Asian/Pacific Islander	Female	74	0
Probable	50-59	Asian/Pacific Islander	Female	72	0
Probable	60-69	Asian/Pacific Islander	Female	34	Suppressed
Probable	70-79	Asian/Pacific Islander	Female	14	Suppressed
Probable	80+	Asian/Pacific Islander	Female	Suppressed	0
Probable	Unknown	Asian/Pacific Islander	Female	Suppressed	0
Probable	0-9	Black/African American	Female	142	0
Probable	10-19	Black/African American	Female	316	0
Probable	20-29	Black/African American	Female	689	0
Probable	30-39	Black/African American	Female	598	0
Probable	40-49	Black/African American	Female	498	Suppressed
Probable	50-59	Black/African American	Female	411	10
Probable	60-69	Black/African American	Female	282	17
Probable	70-79	Black/African American	Female	108	16
Probable	80+	Black/African American	Female	78	34
Probable	Unknown	Black/African American	Female	25	Suppressed
Probable	0-9	Multiple Races	Female	106	0
Probable	10-19	Multiple Races	Female	220	0
Probable	20-29	Multiple Races	Female	212	0
Probable	30-39	Multiple Races	Female	138	0
Probable	40-49	Multiple Races	Female	146	0
Probable	50-59	Multiple Races	Female	139	Suppressed
Probable	60-69	Multiple Races	Female	97	Suppressed

Probable	70-79	Multiple Races	Female	42	0
Probable	80+	Multiple Races	Female	30	7
Probable	Unknown	Multiple Races	Female	49	0
Probable	0-9	Other	Female	78	0
Probable	10-19	Other	Female	166	0
Probable	20-29	Other	Female	236	0
Probable	30-39	Other	Female	185	0
Probable	40-49	Other	Female	165	0
Probable	50-59	Other	Female	119	Suppressed
Probable	60-69	Other	Female	69	Suppressed
Probable	70-79	Other	Female	29	0
Probable	80+	Other	Female	12	Suppressed
Probable	Unknown	Other	Female	18	0
Probable	0-9	Unknown	Female	453	0
Probable	10-19	Unknown	Female	1424	0
Probable	20-29	Unknown	Female	2250	0
Probable	30-39	Unknown	Female	1616	0
Probable	40-49	Unknown	Female	1652	0
Probable	50-59	Unknown	Female	1572	Suppressed
Probable	60-69	Unknown	Female	1052	Suppressed
Probable	70-79	Unknown	Female	388	Suppressed
Probable	80+	Unknown	Female	261	24
Probable	Unknown	Unknown	Female	1263	0
Probable	0-9	White	Female	1198	0
Probable	10-19	White	Female	3300	Suppressed
Probable	20-29	White	Female	3784	0
Probable	30-39	White	Female	3052	Suppressed
Probable	40-49	White	Female	3037	6
Probable	50-59	White	Female	2950	16
Probable	60-69	White	Female	1876	36
Probable	70-79	White	Female	991	74
Probable	80+	White	Female	1188	269
Probable	Unknown	White	Female	359	Suppressed
Probable	0-9	American Indian/Alaska Native	Male	30	0
Probable	10-19	American Indian/Alaska Native	Male	67	0
Probable	20-29	American Indian/Alaska Native	Male	56	0
Probable	30-39	American Indian/Alaska Native	Male	50	0
Probable	40-49	American Indian/Alaska Native	Male	39	0
Probable	50-59	American Indian/Alaska Native	Male	40	0
Probable	60-69	American Indian/Alaska Native	Male	20	Suppressed
Probable	70-79	American Indian/Alaska Native	Male	7	Suppressed
Probable	80+	American Indian/Alaska Native	Male	Suppressed	Suppressed
Probable	Unknown	American Indian/Alaska Native	Male	Suppressed	0
Probable	0-9	Asian/Pacific Islander	Male	36	0
Probable	10-19	Asian/Pacific Islander	Male	63	0
Probable	20-29	Asian/Pacific Islander	Male	124	0
Probable	30-39	Asian/Pacific Islander	Male	102	Suppressed
Probable	40-49	Asian/Pacific Islander	Male	69	0
Probable	50-59	Asian/Pacific Islander	Male	50	Suppressed
Probable	60-69	Asian/Pacific Islander	Male	23	Suppressed

Probable	70-79	Asian/Pacific Islander	Male	7	Suppressed
Probable	80+	Asian/Pacific Islander	Male	7	Suppressed
Probable	Unknown	Asian/Pacific Islander	Male	Suppressed	0
Probable	0-9	Black/African American	Male	152	0
Probable	10-19	Black/African American	Male	327	Suppressed
Probable	20-29	Black/African American	Male	543	0
Probable	30-39	Black/African American	Male	514	0
Probable	40-49	Black/African American	Male	417	8
Probable	50-59	Black/African American	Male	383	11
Probable	60-69	Black/African American	Male	238	25
Probable	70-79	Black/African American	Male	94	31
Probable	80+	Black/African American	Male	38	21
Probable	Unknown	Black/African American	Male	15	0
Probable	0-9	Multiple Races	Male	91	0
Probable	10-19	Multiple Races	Male	217	0
Probable	20-29	Multiple Races	Male	160	0
Probable	30-39	Multiple Races	Male	116	0
Probable	40-49	Multiple Races	Male	129	Suppressed
Probable	50-59	Multiple Races	Male	108	0
Probable	60-69	Multiple Races	Male	81	Suppressed
Probable	70-79	Multiple Races	Male	38	Suppressed
Probable	80+	Multiple Races	Male	17	7
Probable	Unknown	Multiple Races	Male	49	0
Probable	0-9	Other	Male	71	0
Probable	10-19	Other	Male	197	0
Probable	20-29	Other	Male	241	0
Probable	30-39	Other	Male	201	0
Probable	40-49	Other	Male	173	Suppressed
Probable	50-59	Other	Male	110	Suppressed
Probable	60-69	Other	Male	69	Suppressed
Probable	70-79	Other	Male	29	Suppressed
Probable	80+	Other	Male	7	Suppressed
Probable	Unknown	Other	Male	15	0
Probable	0-9	Unknown	Male	455	0
Probable	10-19	Unknown	Male	1477	0
Probable	20-29	Unknown	Male	2089	0
Probable	30-39	Unknown	Male	1557	Suppressed
Probable	40-49	Unknown	Male	1427	Suppressed
Probable	50-59	Unknown	Male	1465	Suppressed
Probable	60-69	Unknown	Male	832	Suppressed
Probable	70-79	Unknown	Male	321	7
Probable	80+	Unknown	Male	158	16
Probable	Unknown	Unknown	Male	1077	0
Probable	0-9	White	Male	1237	Suppressed
Probable	10-19	White	Male	3239	0
Probable	20-29	White	Male	3277	Suppressed
Probable	30-39	White	Male	2595	Suppressed
Probable	40-49	White	Male	2574	6
Probable	50-59	White	Male	2694	19
Probable	60-69	White	Male	1729	54

Probable	70-79	White	Male	862	86
Probable	80+	White	Male	618	174
Probable	Unknown	White	Male	309	0
Probable	0-9	American Indian/Alaska Native	Unknown	0	0
Probable	10-19	American Indian/Alaska Native	Unknown	0	0
Probable	20-29	American Indian/Alaska Native	Unknown	Suppressed	0
Probable	30-39	American Indian/Alaska Native	Unknown	0	0
Probable	40-49	American Indian/Alaska Native	Unknown	Suppressed	0
Probable	50-59	American Indian/Alaska Native	Unknown	Suppressed	0
Probable	60-69	American Indian/Alaska Native	Unknown	0	0
Probable	70-79	American Indian/Alaska Native	Unknown	0	0
Probable	80+	American Indian/Alaska Native	Unknown	0	0
Probable	Unknown	American Indian/Alaska Native	Unknown	Suppressed	0
Probable	0-9	Asian/Pacific Islander	Unknown	Suppressed	0
Probable	10-19	Asian/Pacific Islander	Unknown	Suppressed	0
Probable	20-29	Asian/Pacific Islander	Unknown	Suppressed	0
Probable	30-39	Asian/Pacific Islander	Unknown	Suppressed	0
Probable	40-49	Asian/Pacific Islander	Unknown	Suppressed	0
Probable	50-59	Asian/Pacific Islander	Unknown	Suppressed	0
Probable	60-69	Asian/Pacific Islander	Unknown	0	0
Probable	70-79	Asian/Pacific Islander	Unknown	0	0
Probable	80+	Asian/Pacific Islander	Unknown	0	0
Probable	Unknown	Asian/Pacific Islander	Unknown	Suppressed	0
Probable	0-9	Black/African American	Unknown	Suppressed	0
Probable	10-19	Black/African American	Unknown	6	0
Probable	20-29	Black/African American	Unknown	8	0
Probable	30-39	Black/African American	Unknown	Suppressed	0
Probable	40-49	Black/African American	Unknown	6	0
Probable	50-59	Black/African American	Unknown	Suppressed	0
Probable	60-69	Black/African American	Unknown	Suppressed	0
Probable	70-79	Black/African American	Unknown	Suppressed	0
Probable	80+	Black/African American	Unknown	0	0
Probable	Unknown	Black/African American	Unknown	6	0
Probable	0-9	Multiple Races	Unknown	Suppressed	0
Probable	10-19	Multiple Races	Unknown	14	0
Probable	20-29	Multiple Races	Unknown	10	0
Probable	30-39	Multiple Races	Unknown	15	0
Probable	40-49	Multiple Races	Unknown	7	0
Probable	50-59	Multiple Races	Unknown	7	0
Probable	60-69	Multiple Races	Unknown	Suppressed	0
Probable	70-79	Multiple Races	Unknown	0	0
Probable	80+	Multiple Races	Unknown	0	0
Probable	Unknown	Multiple Races	Unknown	10	0
Probable	0-9	Other	Unknown	Suppressed	0
Probable	10-19	Other	Unknown	Suppressed	0
Probable	20-29	Other	Unknown	Suppressed	0
Probable	30-39	Other	Unknown	Suppressed	0
Probable	40-49	Other	Unknown	Suppressed	0
Probable	50-59	Other	Unknown	Suppressed	0
Probable	60-69	Other	Unknown	Suppressed	0

Probable	70-79	Other	Unknown	0	0
Probable	80+	Other	Unknown	0	0
Probable	Unknown	Other	Unknown	0	0
Probable	0-9	Unknown	Unknown	138	0
Probable	10-19	Unknown	Unknown	374	Suppressed
Probable	20-29	Unknown	Unknown	577	0
Probable	30-39	Unknown	Unknown	473	0
Probable	40-49	Unknown	Unknown	495	Suppressed
Probable	50-59	Unknown	Unknown	422	Suppressed
Probable	60-69	Unknown	Unknown	236	0
Probable	70-79	Unknown	Unknown	96	Suppressed
Probable	80+	Unknown	Unknown	38	Suppressed
Probable	Unknown	Unknown	Unknown	1773	0
Probable	0-9	White	Unknown	33	0
Probable	10-19	White	Unknown	81	0
Probable	20-29	White	Unknown	51	0
Probable	30-39	White	Unknown	49	0
Probable	40-49	White	Unknown	55	0
Probable	50-59	White	Unknown	56	0
Probable	60-69	White	Unknown	22	Suppressed
Probable	70-79	White	Unknown	23	0
Probable	80+	White	Unknown	9	0
Probable	Unknown	White	Unknown	44	0

PUBLIC USE DATASETS

COVID-19 Tests by County

README

Data includes tests by type (diagnostic, serology or total combined) by county.

Diagnostic tests are used to find current infection and look for genes or proteins from the severe acute respiratory syndrome coronavirus 2 (SARS-CoV-2), the virus that causes COVID-19. These tests, which are performed as nasal swabs, include: Nucleic acid amplification test/real-time polymerase chain reaction (NAAT/RT-PCR) test and rapid virus antigen detection point of care (POC) tests.

Serology tests are used to look for the possibility of previous infection. Serology tests look for antibodies to SARS-CoV-2 in the blood. There are currently two types of serology tests: the enzyme-linked immunosorbent assay (ELISA) test and the rapid antibody detection POC test. Serology tests do not diagnose disease and do not guarantee immunity, but might provide information about previous infection.

Correctional includes state and federal prisons and county and city detection facilities.

Testing data represents total tests performed, not individuals tested. A single individual may have more than one test completed.

COVID-19 TESTS BY COUNTY 2021-04-08

Updated	COUNTY	TestType	Count	RatePerMillion
2021/04/08 14:24:13	Alcona	Diagnostic	6296	605094
2021/04/08 14:24:13	Alcona	Serology	169	16242
2021/04/08 14:24:13	Alcona	Total	6465	621336
2021/04/08 14:24:13	Alger	Diagnostic	7662	841238
2021/04/08 14:24:13	Alger	Serology	368	40404
2021/04/08 14:24:13	Alger	Total	8030	881643
2021/04/08 14:24:13	Allegan	Diagnostic	107208	907919
2021/04/08 14:24:13	Allegan	Serology	2912	24661
2021/04/08 14:24:13	Allegan	Total	110120	932580
2021/04/08 14:24:13	Alpena	Serology	731	25735
2021/04/08 14:24:13	Alpena	Diagnostic	18291	643936
2021/04/08 14:24:13	Alpena	Total	19022	669671
2021/04/08 14:24:13	Antrim	Diagnostic	20340	872063
2021/04/08 14:24:13	Antrim	Serology	792	33956
2021/04/08 14:24:13	Antrim	Total	21132	906020
2021/04/08 14:24:13	Arenac	Diagnostic	13862	931398
2021/04/08 14:24:13	Arenac	Serology	478	32117
2021/04/08 14:24:13	Arenac	Total	14340	963515
2021/04/08 14:24:13	Baraga	Diagnostic	7811	951517
2021/04/08 14:24:13	Baraga	Serology	59	7187
2021/04/08 14:24:13	Baraga	Total	7870	958704
2021/04/08 14:24:13	Barry	Diagnostic	53349	866759
2021/04/08 14:24:13	Barry	Serology	1886	30642
2021/04/08 14:24:13	Barry	Total	55235	897400
2021/04/08 14:24:13	Bay	Serology	7115	68993
2021/04/08 14:24:13	Bay	Diagnostic	114530	1110583
2021/04/08 14:24:13	Bay	Total	121645	1179576
2021/04/08 14:24:13	Benzie	Serology	764	43003
2021/04/08 14:24:13	Benzie	Diagnostic	11705	658843
2021/04/08 14:24:13	Benzie	Total	12469	701846
2021/04/08 14:24:13	Berrien	Diagnostic	218025	1421275
2021/04/08 14:24:13	Berrien	Serology	5874	38292
2021/04/08 14:24:13	Berrien	Total	223899	1459567
2021/04/08 14:24:13	Branch	Diagnostic	37747	867408
2021/04/08 14:24:13	Branch	Serology	524	12041
2021/04/08 14:24:13	Branch	Total	38271	879449
2021/04/08 14:24:13	Calhoun	Serology	1774	13223
2021/04/08 14:24:13	Calhoun	Diagnostic	181330	1351605
2021/04/08 14:24:13	Calhoun	Total	183104	1364828
2021/04/08 14:24:13	Cass	Diagnostic	36721	709078
2021/04/08 14:24:13	Cass	Serology	729	14077
2021/04/08 14:24:13	Cass	Total	37450	723154
2021/04/08 14:24:13	Charlevoix	Diagnostic	21083	806449
2021/04/08 14:24:13	Charlevoix	Serology	1101	42115
2021/04/08 14:24:13	Charlevoix	Total	22184	848564
2021/04/08 14:24:13	Cheboygan	Diagnostic	14098	557762
2021/04/08 14:24:13	Cheboygan	Serology	601	23777

2021/04/08 14:24:13	Cheboygan	Total	14699	581540
2021/04/08 14:24:13	Chippewa	Diagnostic	23073	617768
2021/04/08 14:24:13	Chippewa	Serology	309	8273
2021/04/08 14:24:13	Chippewa	Total	23382	626041
2021/04/08 14:24:13	Clare	Diagnostic	20084	648918
2021/04/08 14:24:13	Clare	Serology	1000	32310
2021/04/08 14:24:13	Clare	Total	21084	681228
2021/04/08 14:24:13	Clinton	Diagnostic	54023	678724
2021/04/08 14:24:13	Clinton	Serology	4000	50254
2021/04/08 14:24:13	Clinton	Total	58023	728978
2021/04/08 14:24:13	Correctional	Serology	24818	
2021/04/08 14:24:13	Correctional	Diagnostic	730573	
2021/04/08 14:24:13	Correctional	Total	755391	
2021/04/08 14:24:13	Crawford	Diagnostic	9610	685010
2021/04/08 14:24:13	Crawford	Serology	356	25376
2021/04/08 14:24:13	Crawford	Total	9966	710386
2021/04/08 14:24:13	Delta	Serology	815	22776
2021/04/08 14:24:13	Delta	Diagnostic	37822	1056953
2021/04/08 14:24:13	Delta	Total	38637	1079728
2021/04/08 14:24:13	Detroit City	Serology	25885	39835
2021/04/08 14:24:13	Detroit City	Diagnostic	712488	1096466
2021/04/08 14:24:13	Detroit City	Total	738373	1136301
2021/04/08 14:24:13	Dickinson	Diagnostic	17494	693134
2021/04/08 14:24:13	Dickinson	Serology	168	6656
2021/04/08 14:24:13	Dickinson	Total	17662	699790
2021/04/08 14:24:13	Eaton	Serology	5964	54086
2021/04/08 14:24:13	Eaton	Diagnostic	115156	1044328
2021/04/08 14:24:13	Eaton	Total	121120	1098415
2021/04/08 14:24:13	Emmet	Diagnostic	27360	818794
2021/04/08 14:24:13	Emmet	Serology	1511	45219
2021/04/08 14:24:13	Emmet	Total	28871	864013
2021/04/08 14:24:13	Genesee	Serology	19373	47739
2021/04/08 14:24:13	Genesee	Diagnostic	351533	866244
2021/04/08 14:24:13	Genesee	Total	370906	913983
2021/04/08 14:24:13	Gladwin	Diagnostic	17492	687335
2021/04/08 14:24:13	Gladwin	Serology	1175	46171
2021/04/08 14:24:13	Gladwin	Total	18667	733506
2021/04/08 14:24:13	Gogebic	Diagnostic	17371	1243005
2021/04/08 14:24:13	Gogebic	Serology	258	18462
2021/04/08 14:24:13	Gogebic	Total	17629	1261467
2021/04/08 14:24:13	Grand Traverse	Diagnostic	81068	870875
2021/04/08 14:24:13	Grand Traverse	Serology	6687	71835
2021/04/08 14:24:13	Grand Traverse	Total	87755	942710
2021/04/08 14:24:13	Gratiot	Serology	1103	27093
2021/04/08 14:24:13	Gratiot	Diagnostic	52469	1288816
2021/04/08 14:24:13	Gratiot	Total	53572	1315910
2021/04/08 14:24:13	Hillsdale	Serology	979	21467
2021/04/08 14:24:13	Hillsdale	Diagnostic	41765	915799
2021/04/08 14:24:13	Hillsdale	Total	42744	937266
2021/04/08 14:24:13	Houghton	Diagnostic	44287	1241088

2021/04/08 14:24:13	Houghton	Serology	261	7314
2021/04/08 14:24:13	Houghton	Total	44548	1248403
2021/04/08 14:24:13	Huron	Diagnostic	27443	885801
2021/04/08 14:24:13	Huron	Serology	726	23434
2021/04/08 14:24:13	Huron	Total	28169	909235
2021/04/08 14:24:13	Ingham	Diagnostic	312701	1069407
2021/04/08 14:24:13	Ingham	Serology	19264	65881
2021/04/08 14:24:13	Ingham	Total	331965	1135288
2021/04/08 14:24:13	Ionia	Diagnostic	71384	1103359
2021/04/08 14:24:13	Ionia	Serology	2227	34422
2021/04/08 14:24:13	Ionia	Total	73611	1137781
2021/04/08 14:24:13	Iosco	Diagnostic	22758	905719
2021/04/08 14:24:13	Iosco	Serology	605	24078
2021/04/08 14:24:13	Iosco	Total	23363	929797
2021/04/08 14:24:13	Iron	Diagnostic	24079	2175944
2021/04/08 14:24:13	Iron	Serology	126	11386
2021/04/08 14:24:13	Iron	Total	24205	2187331
2021/04/08 14:24:13	Isabella	Diagnostic	52268	748054
2021/04/08 14:24:13	Isabella	Serology	1406	20123
2021/04/08 14:24:13	Isabella	Total	53674	768176
2021/04/08 14:24:13	Jackson	Serology	3647	23008
2021/04/08 14:24:13	Jackson	Diagnostic	200630	1265725
2021/04/08 14:24:13	Jackson	Total	204277	1288733
2021/04/08 14:24:13	Kalamazoo	Serology	7062	26642
2021/04/08 14:24:13	Kalamazoo	Diagnostic	277385	1046475
2021/04/08 14:24:13	Kalamazoo	Total	284447	1073118
2021/04/08 14:24:13	Kalkaska	Serology	800	44351
2021/04/08 14:24:13	Kalkaska	Diagnostic	15527	860794
2021/04/08 14:24:13	Kalkaska	Total	16327	905145
2021/04/08 14:24:13	Kent	Diagnostic	815167	1240826
2021/04/08 14:24:13	Kent	Serology	45905	69875
2021/04/08 14:24:13	Kent	Total	861072	1310702
2021/04/08 14:24:13	Keweenaw	Diagnostic	2092	988658
2021/04/08 14:24:13	Keweenaw	Serology	31	14650
2021/04/08 14:24:13	Keweenaw	Total	2123	1003308
2021/04/08 14:24:13	Lake	Diagnostic	10410	878259
2021/04/08 14:24:13	Lake	Serology	211	17801
2021/04/08 14:24:13	Lake	Total	10621	896060
2021/04/08 14:24:13	Lapeer	Diagnostic	60957	695801
2021/04/08 14:24:13	Lapeer	Serology	3315	37839
2021/04/08 14:24:13	Lapeer	Total	64272	733640
2021/04/08 14:24:13	Leelanau	Diagnostic	11665	536051
2021/04/08 14:24:13	Leelanau	Serology	1064	48895
2021/04/08 14:24:13	Leelanau	Total	12729	584946
2021/04/08 14:24:13	Lenawee	Serology	2059	20914
2021/04/08 14:24:13	Lenawee	Diagnostic	115917	1177408
2021/04/08 14:24:13	Lenawee	Total	117976	1198322
2021/04/08 14:24:13	Livingston	Serology	7614	39657
2021/04/08 14:24:13	Livingston	Diagnostic	184822	962640
2021/04/08 14:24:13	Livingston	Total	192436	1002297

2021/04/08 14:24:13	Luce	Diagnostic	5147	826296
2021/04/08 14:24:13	Luce	Serology	37	5940
2021/04/08 14:24:13	Luce	Total	5184	832236
2021/04/08 14:24:13	Mackinac	Diagnostic	7797	722011
2021/04/08 14:24:13	Mackinac	Serology	133	12316
2021/04/08 14:24:13	Mackinac	Total	7930	734327
2021/04/08 14:24:13	Macomb	Serology	58051	66422
2021/04/08 14:24:13	Macomb	Diagnostic	807257	923665
2021/04/08 14:24:13	Macomb	Total	865308	990087
2021/04/08 14:24:13	Manistee	Diagnostic	17801	724855
2021/04/08 14:24:13	Manistee	Serology	946	38521
2021/04/08 14:24:13	Manistee	Total	18747	763376
2021/04/08 14:24:13	Marquette	Diagnostic	120567	1807628
2021/04/08 14:24:13	Marquette	Serology	1309	19625
2021/04/08 14:24:13	Marquette	Total	121876	1827254
2021/04/08 14:24:13	Mason	Diagnostic	29801	1022543
2021/04/08 14:24:13	Mason	Serology	985	33798
2021/04/08 14:24:13	Mason	Total	30786	1056341
2021/04/08 14:24:13	Mecosta	Diagnostic	36079	830299
2021/04/08 14:24:13	Mecosta	Serology	978	22507
2021/04/08 14:24:13	Mecosta	Total	37057	852806
2021/04/08 14:24:13	Menominee	Diagnostic	22827	1002063
2021/04/08 14:24:13	Menominee	Serology	142	6234
2021/04/08 14:24:13	Menominee	Total	22969	1008297
2021/04/08 14:24:13	Midland	Serology	7485	90012
2021/04/08 14:24:13	Midland	Diagnostic	58687	705746
2021/04/08 14:24:13	Midland	Total	66172	795757
2021/04/08 14:24:13	Missaukee	Serology	633	41871
2021/04/08 14:24:13	Missaukee	Diagnostic	9713	642479
2021/04/08 14:24:13	Missaukee	Total	10346	684350
2021/04/08 14:24:13	Monroe	Diagnostic	144200	958140
2021/04/08 14:24:13	Monroe	Serology	5640	37475
2021/04/08 14:24:13	Monroe	Total	149840	995615
2021/04/08 14:24:13	Montcalm	Diagnostic	71014	1111539
2021/04/08 14:24:13	Montcalm	Serology	2350	36783
2021/04/08 14:24:13	Montcalm	Total	73364	1148322
2021/04/08 14:24:13	Montmorency	Diagnostic	6833	732526
2021/04/08 14:24:13	Montmorency	Serology	384	41166
2021/04/08 14:24:13	Montmorency	Total	7217	773692
2021/04/08 14:24:13	Muskegon	Diagnostic	187568	1080672
2021/04/08 14:24:13	Muskegon	Serology	3577	20609
2021/04/08 14:24:13	Muskegon	Total	191145	1101281
2021/04/08 14:24:13	Newaygo	Diagnostic	40282	822417
2021/04/08 14:24:13	Newaygo	Serology	1683	34361
2021/04/08 14:24:13	Newaygo	Total	41965	856778
2021/04/08 14:24:13	Oakland	Diagnostic	1263726	1004884
2021/04/08 14:24:13	Oakland	Serology	109970	87445
2021/04/08 14:24:13	Oakland	Total	1373696	1092329
2021/04/08 14:24:13	Oceana	Serology	857	32380
2021/04/08 14:24:13	Oceana	Diagnostic	31904	1205426

2021/04/08 14:24:13	Oceana	Total	32761	1237806
2021/04/08 14:24:13	Ogemaw	Serology	568	27051
2021/04/08 14:24:13	Ogemaw	Diagnostic	16746	797543
2021/04/08 14:24:13	Ogemaw	Total	17314	824594
2021/04/08 14:24:13	Ontonagon	Diagnostic	7041	1230944
2021/04/08 14:24:13	Ontonagon	Serology	70	12238
2021/04/08 14:24:13	Ontonagon	Total	7111	1243182
2021/04/08 14:24:13	Osceola	Diagnostic	22382	954049
2021/04/08 14:24:13	Osceola	Serology	961	40963
2021/04/08 14:24:13	Osceola	Total	23343	995013
2021/04/08 14:24:13	Oscoda	Diagnostic	5006	607451
2021/04/08 14:24:13	Oscoda	Serology	380	46111
2021/04/08 14:24:13	Oscoda	Total	5386	653561
2021/04/08 14:24:13	Otsego	Diagnostic	19272	781255
2021/04/08 14:24:13	Otsego	Serology	919	37255
2021/04/08 14:24:13	Otsego	Total	20191	818510
2021/04/08 14:24:13	Ottawa	Serology	14273	48909
2021/04/08 14:24:13	Ottawa	Diagnostic	344920	1181921
2021/04/08 14:24:13	Ottawa	Total	359193	1230830
2021/04/08 14:24:13	Presque Isle	Diagnostic	9452	750635
2021/04/08 14:24:13	Presque Isle	Serology	545	43281
2021/04/08 14:24:13	Presque Isle	Total	9997	793917
2021/04/08 14:24:13	Roscommon	Diagnostic	17464	727091
2021/04/08 14:24:13	Roscommon	Serology	686	28561
2021/04/08 14:24:13	Roscommon	Total	18150	755652
2021/04/08 14:24:13	Saginaw	Serology	9406	49365
2021/04/08 14:24:13	Saginaw	Diagnostic	227948	1196333
2021/04/08 14:24:13	Saginaw	Total	237354	1245698
2021/04/08 14:24:13	Sanilac	Diagnostic	47552	1155016
2021/04/08 14:24:13	Sanilac	Serology	1290	31333
2021/04/08 14:24:13	Sanilac	Total	48842	1186349
2021/04/08 14:24:13	Schoolcraft	Diagnostic	6002	741537
2021/04/08 14:24:13	Schoolcraft	Serology	65	8031
2021/04/08 14:24:13	Schoolcraft	Total	6067	749568
2021/04/08 14:24:13	Shiawassee	Serology	2464	36170
2021/04/08 14:24:13	Shiawassee	Diagnostic	61834	907695
2021/04/08 14:24:13	Shiawassee	Total	64298	943865
2021/04/08 14:24:13	St Clair	Serology	7837	49250
2021/04/08 14:24:13	St Clair	Diagnostic	129762	815457
2021/04/08 14:24:13	St Clair	Total	137599	864706
2021/04/08 14:24:13	St Joseph	Serology	1578	25884
2021/04/08 14:24:13	St Joseph	Diagnostic	53360	875271
2021/04/08 14:24:13	St Joseph	Total	54938	901155
2021/04/08 14:24:13	Tuscola	Diagnostic	56273	1077098
2021/04/08 14:24:13	Tuscola	Serology	2110	40387
2021/04/08 14:24:13	Tuscola	Total	58383	1117485
2021/04/08 14:24:13	Unknown	Serology	25189	
2021/04/08 14:24:13	Unknown	Diagnostic	526575	
2021/04/08 14:24:13	Unknown	Total	551764	
2021/04/08 14:24:13	Van Buren	Diagnostic	87626	1157895

2021/04/08 14:24:13	Van Buren	Serology	1748	23098
2021/04/08 14:24:13	Van Buren	Total	89374	1180993
2021/04/08 14:24:13	Washtenaw	Diagnostic	630553	1715319
2021/04/08 14:24:13	Washtenaw	Serology	17039	46352
2021/04/08 14:24:13	Washtenaw	Total	647592	1761671
2021/04/08 14:24:13	Wayne	Diagnostic	1254154	1136203
2021/04/08 14:24:13	Wayne	Serology	73376	66475
2021/04/08 14:24:13	Wayne	Total	1327530	1202678
2021/04/08 14:24:13	Wexford	Serology	1249	37138
2021/04/08 14:24:13	Wexford	Diagnostic	27074	805031
2021/04/08 14:24:13	Wexford	Total	28323	842169

PUBLIC USE DATASETS

Diagnostic Tests by Result and County

README

Data include diagnostic tests for COVID-19 by date and county.

Diagnostic tests are used to find current infection and look for genes or proteins from the severe acute respiratory syndrome coronavirus 2 (SARS-CoV-2), the virus that causes COVID-19. These tests, which are performed as nasal swabs, include: Nucleic acid amplification test/real-time polymerase chain reaction (NAAT/RT-PCR) test and rapid virus antigen detection point of care (POC) tests.

Correctional includes state and federal prisons and county and city detection facilities.

Testing data represents total tests performed, not individuals tested. A single individual may have more than one test completed.

The total number of positive tests may exceed the number of confirmed cases due to 1) a single individual may have more than one test performed; 2) MDHHS may receive data on positive tests in advance of a local health department classifying an individual as a confirmed or probable case, and 3) although efforts have been made to de-duplicate testing data, some duplication may occur.

DIAGNOSTIC TESTS BY RESULT AND COUNTY 2021-04-08

MessageDate	COUNTY	Negative	Positive	Total
4/7/2021	Alcona	33	6	39
4/7/2021	Alger	89	1	90
4/7/2021	Allegan	249	63	312
4/7/2021	Alpena	79	12	91
4/7/2021	Antrim	45	7	52
4/7/2021	Arenac	51	15	66
4/7/2021	Baraga	10	0	10
4/7/2021	Barry	112	31	143
4/7/2021	Bay	297	71	368
4/7/2021	Benzie	27	5	32
4/7/2021	Berrien	566	76	642
4/7/2021	Branch	87	19	106
4/7/2021	Calhoun	336	59	395
4/7/2021	Cass	79	21	100
4/7/2021	Charlevoix	79	10	89
4/7/2021	Cheboygan	60	11	71
4/7/2021	Chippewa	35	1	36
4/7/2021	Clare	83	26	109
4/7/2021	Clinton	155	31	186
4/7/2021	Correctional	4554	29	4583
4/7/2021	Crawford	38	7	45
4/7/2021	Delta	131	23	154
4/7/2021	Detroit City	2264	536	2800
4/7/2021	Dickinson	37	5	42
4/7/2021	Eaton	384	119	503
4/7/2021	Emmet	62	6	68
4/7/2021	Genesee	1322	372	1694
4/7/2021	Gladwin	70	35	105
4/7/2021	Gogebic	27	2	29
4/7/2021	Grand Traverse	200	46	246
4/7/2021	Gratiot	150	24	174
4/7/2021	Hillsdale	105	23	128
4/7/2021	Houghton	36	1	37
4/7/2021	Huron	42	46	88
4/7/2021	Ingham	1122	185	1307
4/7/2021	Ionia	152	38	190
4/7/2021	Iosco	73	27	100
4/7/2021	Iron	18	1	19
4/7/2021	Isabella	240	47	287
4/7/2021	Jackson	785	155	940
4/7/2021	Kalamazoo	753	136	889
4/7/2021	Kalkaska	33	11	44
4/7/2021	Kent	2352	496	2848
4/7/2021	Keweenaw	1	0	1
4/7/2021	Lake	27	5	32
4/7/2021	Lapeer	260	88	348
4/7/2021	Leelanau	34	4	38

4/7/2021	Lenawee	505	73	578
4/7/2021	Livingston	950	183	1133
4/7/2021	Luce	39	7	46
4/7/2021	Mackinac	58	5	63
4/7/2021	Macomb	3276	1022	4298
4/7/2021	Manistee	42	17	59
4/7/2021	Marquette	402	25	427
4/7/2021	Mason	92	38	130
4/7/2021	Mecosta	121	27	148
4/7/2021	Menominee	103	3	106
4/7/2021	Midland	270	54	324
4/7/2021	Missaukee	29	11	40
4/7/2021	Monroe	428	90	518
4/7/2021	Montcalm	187	61	248
4/7/2021	Montmorency	34	5	39
4/7/2021	Muskegon	335	92	427
4/7/2021	Newaygo	73	25	98
4/7/2021	Oakland	5634	1014	6648
4/7/2021	Oceana	57	24	81
4/7/2021	Ogemaw	49	12	61
4/7/2021	Ontonagon	8	0	8
4/7/2021	Osceola	114	29	143
4/7/2021	Oscoda	14	3	17
4/7/2021	Otsego	121	20	141
4/7/2021	Ottawa	871	245	1116
4/7/2021	Presque Isle	22	8	30
4/7/2021	Roscommon	67	15	82
4/7/2021	Saginaw	599	109	708
4/7/2021	Sanilac	74	53	127
4/7/2021	Schoolcraft	24	1	25
4/7/2021	Shiawassee	302	93	395
4/7/2021	St Clair	594	221	815
4/7/2021	St Joseph	110	18	128
4/7/2021	Tuscola	154	72	226
4/7/2021	Unknown	1101	199	1300
4/7/2021	Van Buren	210	47	257
4/7/2021	Washtenaw	7686	289	7975
4/7/2021	Wayne	5421	1078	6499
4/7/2021	Wexford	120	39	159