



Western Michigan University
ScholarWorks at WMU

Cumulative Michigan COVID-19 Data

Michigan COVID-19 State Data

4-13-2021

2021-04-13_MichiganOverview_COVIDstats

Michigan Department of Health & Human Services

Follow this and additional works at: <https://scholarworks.wmich.edu/michigan-covid-data-state-cumulative>



Part of the Public Health Commons

WMU ScholarWorks Citation

Michigan Department of Health & Human Services, "2021-04-13_MichiganOverview_COVIDstats" (2021).
Cumulative Michigan COVID-19 Data. 366.

<https://scholarworks.wmich.edu/michigan-covid-data-state-cumulative/366>

This Website is brought to you for free and open access
by the Michigan COVID-19 State Data at ScholarWorks at
WMU. It has been accepted for inclusion in Cumulative
Michigan COVID-19 Data by an authorized administrator
of ScholarWorks at WMU. For more information, please
contact wmu-scholarworks@wmich.edu.



Coronavirus

MI SAFE START

CONTAIN COVID

RESOURCES

PRESS RELEASES

DONATE

VIDEO UPDATES

CORONAVIRUS / MICHIGAN DATA

Michigan Data

Hospitals

Long Term
Care Facilities

Coronavirus
Symptoms

Cumulative
Recovered

Outbreak
Reporting

School-Related
Outbreak
Reporting

Wastewater
Surveillance

Testing
Turnaround
Time

MIS-C Data
and Reporting

Data and
Modeling
Updates

Note on deaths (04/13/21): Regular reviews of death certificate data maintained in Vital Records reporting systems are conducted by MDHHS staff three times per week. As a part of this process, records that identify COVID-19 infection as a contributing factor to death are compared against all laboratory confirmed cases of COVID-19 in the Michigan Disease Surveillance System (MDSS). If a death certificate is matched to a confirmed COVID-19 case and that record in the MDSS does not indicate the individual died, the MDSS record is updated to indicate the death and the appropriate local health department is notified. These matched deaths are then included with mortality information posted to the Michigan Coronavirus website. As a result of the most recent assessment, today's data includes **37** additional deaths identified by this methodology.

The State of Michigan is working around the clock to test and treat COVID-19 patients. Below is the most recent data healthcare experts across the state have compiled. It is updated Monday - Saturday.

CURRENT STATUS

DAILY CASES

CUMULATIVE TRENDS

DEMOGRAPHICS

TOTAL TESTING

DIAGNOSTIC TESTING

LEARN MORE

View Cases

View Deaths

View Table

Select Preparedness Region:

All

Select County:

All

This report is provisional and subject to change. City of Detroit and Wayne County are reported separately. MDHHS began tracking probable cases April 5, 2020. FCI indicates federal correctional institute. MDOC indicates Michigan Department of Corrections. Diagnostic tests, including nucleic acid amplification/real-time polymerase chain reaction (NAAIT/RT-PCR) and rapid virus antigen detection point of care (POC) tests, look for current infection. Serology (antibody) tests are used to look for the possibility of previous infection.

Source: Michigan Disease Surveillance System (MDSS) and Vital Records.

COVID-19 Cases by County

Confirmed cases include individuals with a positive diagnostic test for COVID-19. Probable cases include individuals with COVID-19 symptoms and an epidemiologic link to confirmed COVID-19, but no diagnostic test.

Cases by County

21-635

636-2612

2613-9388

9389-99594

99595+

Michigan

Tuesday, April 13, 2021

Michigan (Statewide) Case Fatality Rate

2.2%

Current Totals

Case Status	Cases	Deaths
Confirmed	756,564	16,586
Probable	84,670	1,071
Total	841,234	17,657

Laboratory Testing

Test Type	Tests Performed
Diagnostic	12,077,018
Serology	577,618
Total	12,654,636

Microsoft Power BI

< 1 of 7 >

Have questions?
Chat with Robin

Cases by Hispanic/Latino Ethnicity

https://www.michigan.gov/coronavirus/0,9753,7-406-98163_98173---,00.html

1/2

PUBLIC USE DATASETS 04/13/2021

(Downloadable .xlsx files)

[Cases and Deaths by County](#)[Cases and Deaths by County by Date of Onset of Symptoms and Date of Death](#)[Cases by Demographics Statewide](#)[COVID-19 Tests by County](#)[Diagnostic Tests by Result and County](#)

Hispanic/Latino Ethnicity	Percentage of Overall Cases by Ethnicity	Percentage of Deceased Cases by Ethnicity
Hispanic/Latino	5.29%	3.14%
Non-Hispanic Latino	69.15%	83.93%
Unknown	25.56%	12.93%

Totals may not add to 100% due to rounding

Cases by Arab Ethnicity

Arab Ethnicity	Percentage of Overall Cases by Ethnicity	Percentage of Deceased Cases by Ethnicity
Arab	2.72%	1.73%
Non-Arab	49.59%	55.61%
Unknown	47.70%	42.66%

Totals may not add to 100% due to rounding[MICHIGAN.GOV HOME](#)[ADA](#)[MICHIGAN NEWS](#)[POLICIES](#)

COPYRIGHT 2021 STATE OF MICHIGAN

Cumulative Total of Recovered COVID-19 Cases

Cumulative Total of Recovered COVID-19 Cases (as of 04/09/2021): **587,283**

During this response, MDHHS is reviewing vital records statistics to identify any laboratory confirmed COVID-19 cases who are 30 days out from their onset of illness to represent recovery status. As the pandemic continues to impact Michigan, this pool will expand to include more cases. Recovered is defined as the number of persons with a confirmed COVID-19 diagnosis who are alive 30 days post-onset (or referral date if onset is not available). The number of persons recovered on April 9, 2021 represents COVID-19 confirmed individuals with an onset date on or prior to March 10, 2021. If an individual dies from a COVID-related cause >30 days from onset/referral, they are removed from the number of persons recovered. These numbers will be updated every Saturday.

Source: Michigan Disease Surveillance System and Vital Records



Have questions?
Chat with Robin

[View Cases](#)[View Deaths](#)[View Table](#)

Select Preparedness Region:

All



Select County:

All



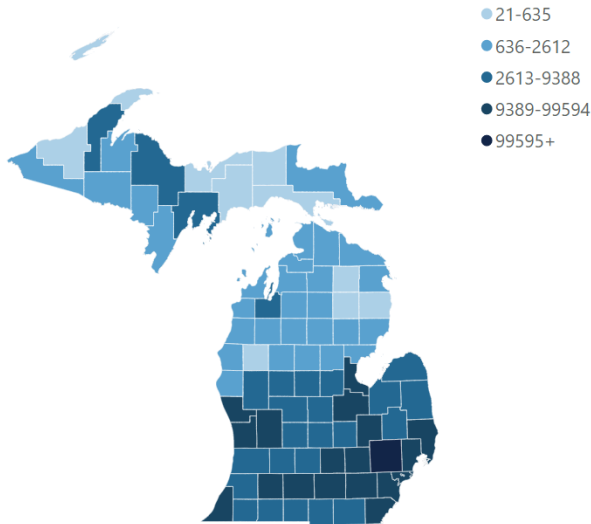
This report is provisional and subject to change. City of Detroit and Wayne County are reported separately. MDHHS began tracking probable cases April 5, 2020. FCI indicates federal correctional institute. MDOC indicates Michigan Department of Corrections. Diagnostic tests, including nucleic acid amplification/real-time polymerase chain reaction (NAAT/RT-PCR) and rapid virus antigen detection point of care (POC) tests, look for current infection. Serology (antibody) tests are used to look for the possibility of previous infection.

Source: Michigan Disease Surveillance System (MDSS) and Vital Records.

COVID-19 Cases by County

Confirmed cases include individuals with a positive diagnostic test for COVID-19. Probable cases include individuals with COVID-19 symptoms and an epidemiologic link to confirmed COVID-19, but no diagnostic test.

Cases by County



Michigan

Tuesday, April 13, 2021

Michigan (Statewide) Case Fatality Rate

2.2%

Current Totals

Case Status	Cases	Deaths
Confirmed	756,564	16,586
Probable	84,670	1,071
Total	841,234	17,657

Laboratory Testing

Test Type	Tests Performed
Diagnostic	12,077,018
Serology	577,618
Total	12,654,636

[View Cases](#)[View Deaths](#)[View Table](#)

Select Preparedness Region:

All

Select County:

All

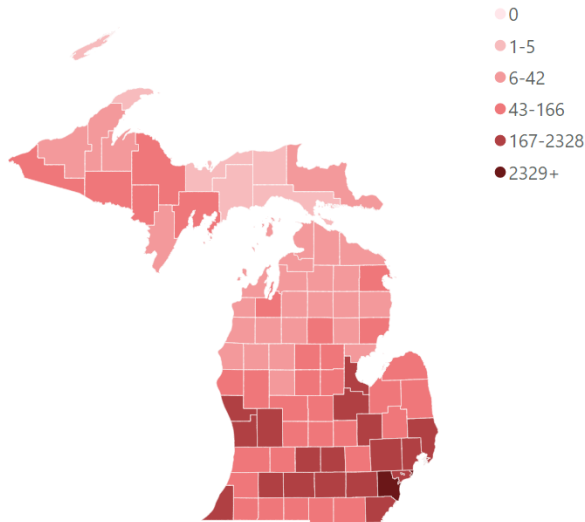
This report is provisional and subject to change. City of Detroit and Wayne County are reported separately. MDHHS began tracking probable cases April 5, 2020. FCI indicates federal correctional institute. MDOC indicates Michigan Department of Corrections. Diagnostic tests, including nucleic acid amplification/real-time polymerase chain reaction (NAAT/RT-PCR) and rapid virus antigen detection point of care (POC) tests, look for current infection. Serology (antibody) tests are used to look for the possibility of previous infection.

Source: Michigan Disease Surveillance System (MDSS) and Vital Records.

COVID-19 Deaths by County

Confirmed deaths include individuals who had a confirmed COVID-19 infection and are classified as deceased by the case investigation, have COVID-19 indicated as a cause of death on their death certificate, or who die within 30 days of infection and their manner of death is listed as natural. Probable deaths include individuals who have COVID indicated on their death certificate, but have not had a positive diagnostic test.

Deaths by County



Michigan

Tuesday, April 13, 2021

Michigan (Statewide) Case Fatality Rate

2.2%

Current Totals

Case Status	Cases	Deaths
Confirmed	756,564	16,586
Probable	84,670	1,071
Total	841,234	17,657

Laboratory Testing

Test Type	Tests Performed
Diagnostic	12,077,018
Serology	577,618
Total	12,654,636

Confirmed Cases

Deaths

View Table

Select Preparedness Region:

All



Select County:

All



Cases are shown by onset date or by lab specimen collection date if onset date was unavailable. Deaths are shown by date of death or date of last status update if date of death was unavailable. Tracking of probable cases and deaths did not begin until April 5, 2020, therefore only probable cases referred for investigation on or after April 5, 2020 are displayed (onset may have been prior).

Notes: FCI indicates federal correctional institute. MDOC indicates Michigan Department of Corrections.

Daily Cases by Status

The number of daily confirmed cases represent the total number of people who had a positive diagnostic test for COVID-19 by the date of the onset of their symptoms.

Filter by Date:

3/1/2020

4/13/2021

Cases by Date of Onset

Case Status ● Confirmed ● Probable

10K

8K

6K

4K

2K

0K

Mar 2020

May 2020

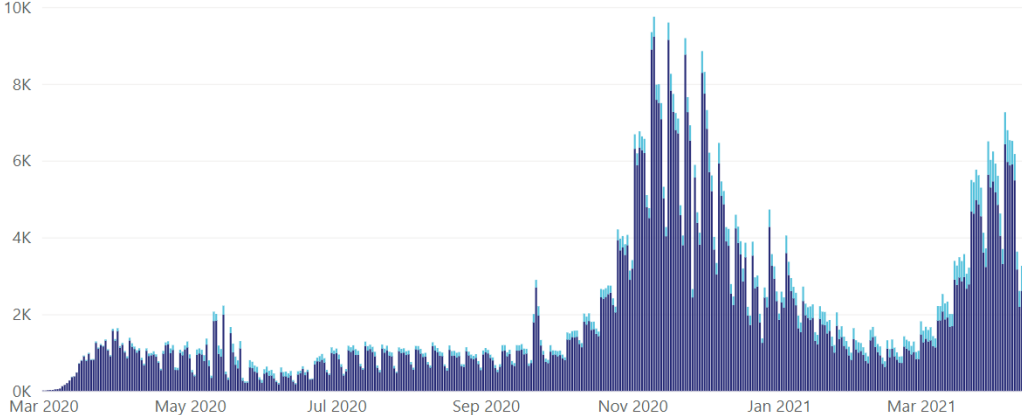
Jul 2020

Sep 2020

Nov 2020

Jan 2021

Mar 2021



Confirmed Cases

Deaths

View Table

Select Preparedness Region:

All



Select County:

All



Cases are shown by onset date or by lab specimen collection date if onset date was unavailable. Deaths are shown by date of death or date of last status update if date of death was unavailable. Tracking of probable cases and deaths did not begin until April 5, 2020, therefore only probable cases referred for investigation on or after April 5, 2020 are displayed (onset may have been prior).

Notes: FCI indicates federal correctional institute. MDOC indicates Michigan Department of Corrections.

Daily Deaths by Status

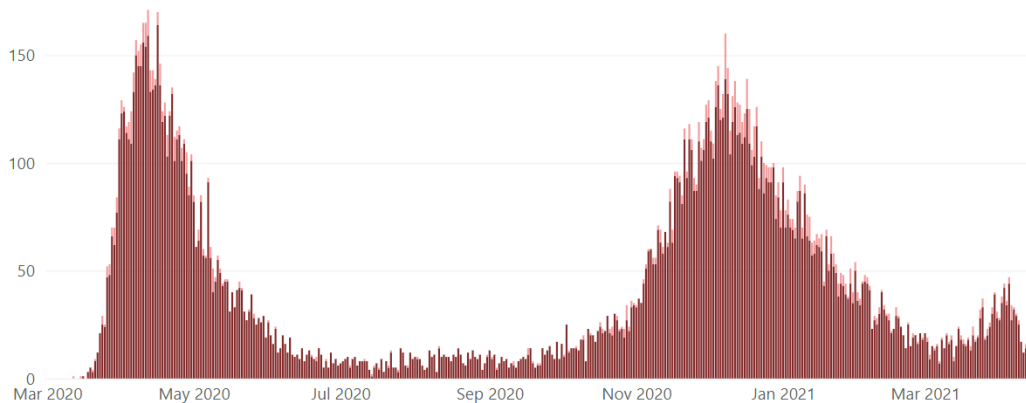
Confirmed deaths include individuals who had a confirmed COVID-19 infection and are classified as deceased by the case investigation, have COVID-19 indicated as a cause of death on their death certificate, or who die within 30 days of infection and their manner of death is listed as natural. Data are shown by the date of death.

Filter by Date:

3/1/2020

4/13/2021

Deaths by Date of Death

Case Status ● Confirmed ● Probable

View Table

View Chart

Select Preparedness Region:

All



Select County:

All



Cases are shown by onset date or by lab specimen collection date if onset date was unavailable. Deaths are shown by date of death or date of last status update if date of death was unavailable. Tracking of probable cases and deaths did not begin until April 5, 2020, therefore these data are not displayed by date.

Notes: FCI indicates federal correctional institute. MDOC indicates Michigan Department of Corrections.

Cumulative Confirmed Cases and Deaths among Confirmed Cases

Cumulative cases represent the total number of people who had a positive diagnostic test for COVID-19. Cases are shown by the date of onset of symptoms. Cumulative Deaths represent the total number of people who had a confirmed COVID-19 infection and are classified as deceased by the case investigation, have COVID-19 indicated as a cause of death on their death certificate, or who die within 30 days of infection and their manner of death is listed as natural. Deaths are shown by date of death.

Filter By Date:

3/1/2020

4/13/2021

Cumulative Confirmed Cases and Deaths among Confirmed Cases by Date

● Confirmed Cases ● Deaths

0.8M

0.6M

0.4M

0.2M

0.0M

Mar 2020

May 2020

Jul 2020

Sep 2020

Nov 2020

Jan 2021

Mar 2021

Cases by Demographic Characteristics

Data are suppressed when the number of cases is five or below to protect the confidentiality of individuals. The sum of the cases for individual categories may be fewer than the total number of cases due to data suppression. Rates are not calculated for multiple races, other, and unknown race categories due to the unavailability of an appropriate denominator.

Cases

Deaths

Select case status:

- ☒ Confirmed
☐ Probable

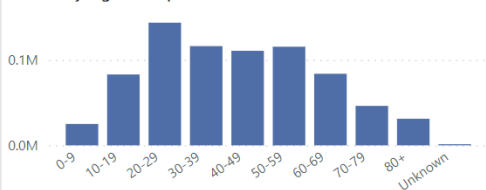
Select Preparedness Region:

All

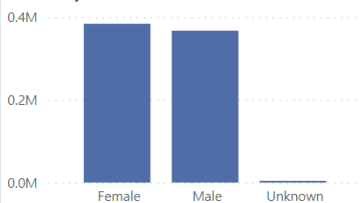
Select county:

All

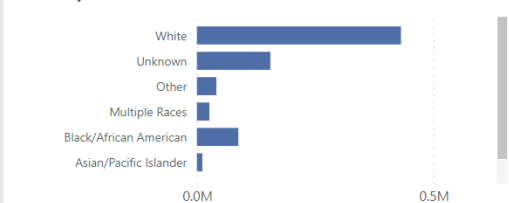
Cases by Age Group



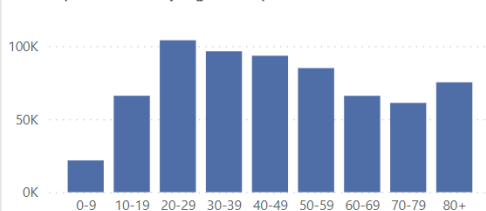
Cases by Sex



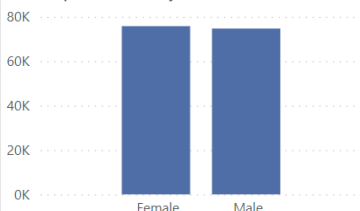
Cases by Race



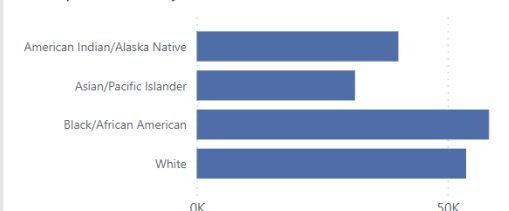
Cases per Million by Age Group



Cases per Million by Sex



Cases per Million by Race



Cases by Demographic Characteristics

Data are suppressed when the number of cases is five or below to protect the confidentiality of individuals. The sum of the cases for individual categories may be fewer than the total number of cases due to data suppression. Rates are not calculated for multiple races, other, and unknown race categories due to the unavailability of an appropriate denominator.

Cases

Deaths

Select case status:

- ☐ Confirmed
☒ Probable

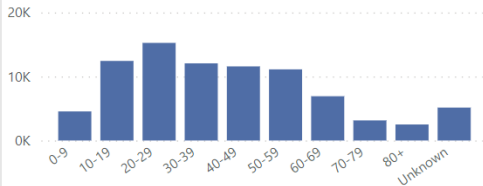
Select Preparedness Region:

All

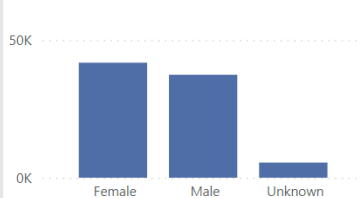
Select county:

All

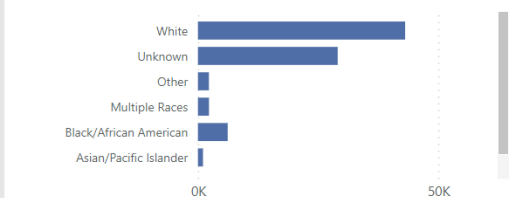
Cases by Age Group



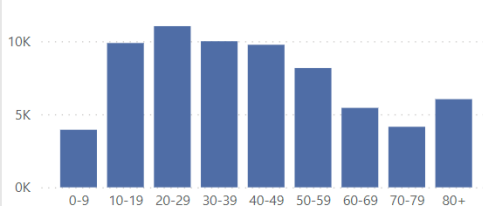
Cases by Sex



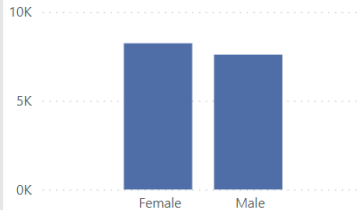
Cases by Race



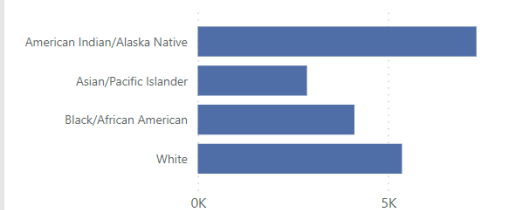
Cases per Million by Age Group



Cases per Million by Sex



Cases per Million by Race



Deaths by Demographic Characteristics

Data are suppressed when the number of deaths is five or below to protect the confidentiality of individuals. The sum of the deaths for individual categories may be fewer than the total number of deaths due to data suppression. Rates are not calculated for multiple races, other, and unknown race categories due to the unavailability of an appropriate denominator.

Cases

Deaths

Select case status:

- ☒ Confirmed
☐ Probable

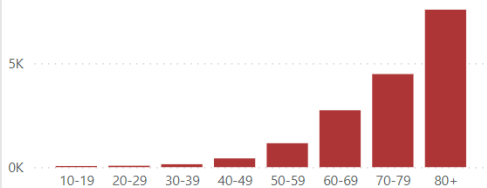
Select Preparedness Region:

All

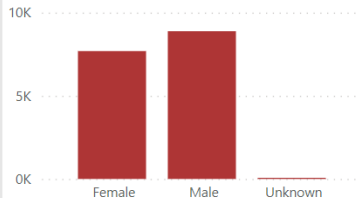
Select county:

All

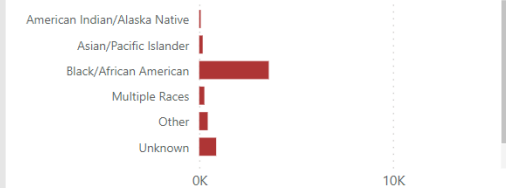
Deaths by Age Group



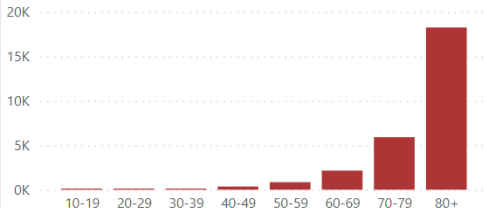
Deaths by Sex



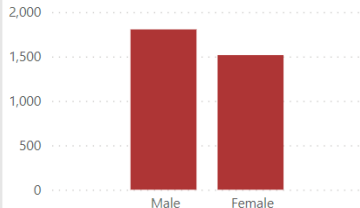
Deaths by Race



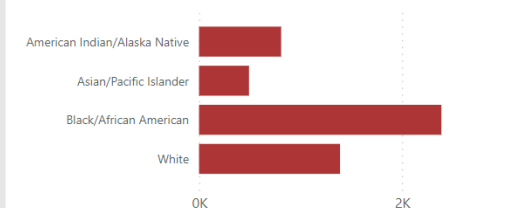
Deaths per Million by Age Group



Deaths per Million by Sex



Deaths per Million by Race



Deaths by Demographic Characteristics

Data are suppressed when the number of deaths is five or below to protect the confidentiality of individuals. The sum of the deaths for individual categories may be fewer than the total number of deaths due to data suppression. Rates are not calculated for multiple races, other, and unknown race categories due to the unavailability of an appropriate denominator.

Cases

Deaths

Select case status:

- ☐ Confirmed
☒ Probable

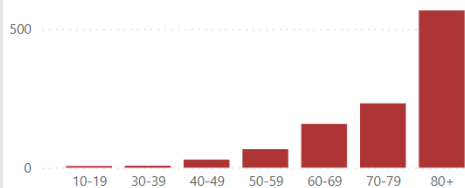
Select Preparedness Region:

All

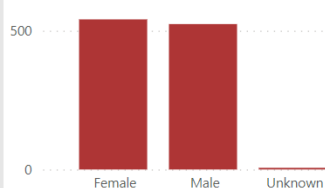
Select county:

All

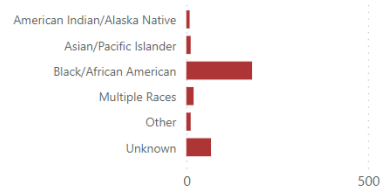
Deaths by Age Group



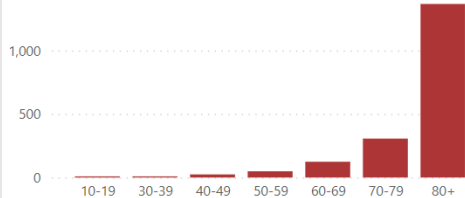
Deaths by Sex



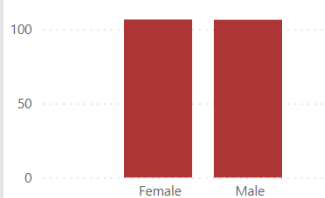
Deaths by Race



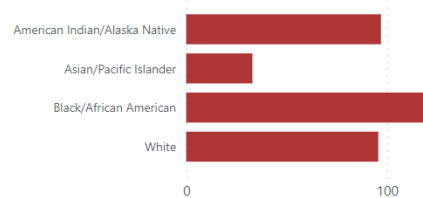
Deaths per Million by Age Group



Deaths per Million by Sex



Deaths per Million by Race



[View Table](#)[View Charts](#)

Select Preparedness Region:

All

Select County:

All

Diagnostic tests are used to find current infection and look for genes or proteins from the severe acute respiratory syndrome coronavirus 2 (SARS-CoV-2), the virus that causes COVID-19. These tests, which are performed as nasal swabs, include: Nucleic acid amplification test/real-time polymerase chain reaction (NAAT/RT-PCR) test and rapid virus antigen detection point of care (POC) tests.

Serology tests are used to look for the possibility of previous infection. Serology tests look for antibodies to SARS-CoV-2 in the blood. There are currently two types of serology tests: the enzyme-linked immunosorbent assay (ELISA) test and the rapid antibody detection POC test. Serology tests do not diagnose disease and do not guarantee immunity, but might provide information about previous infection.

Total Covid-19 Laboratory Tests

Total testing includes both diagnostic tests which are used to determine if an individual currently has COVID-19 and serology testing which is used to determine if a person has antibodies to Covid-19.

Filter by Date:

3/10/2020

4/12/2021

Total Laboratory Tests by Type and Date

Test Type ● Diagnostic ● Serology

100K

50K

0K

May 2020

Jul 2020

Sep 2020

Nov 2020

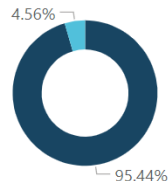
Jan 2021

Mar 2021

Total Tests Completed to Date

Test Type	Count	Tests per Million Residents
Diagnostic	12,077,018	1,208,774
Serology	577,618	57,813
Total	12,654,636	1,266,587

Percent of Tests Completed by Type



Test Type

● Diagnostic

● Serology

View Table

View Charts

Select Preparedness Region

All



Select County

All



Diagnostic tests are used to find current infection and look for genes or proteins from the severe acute respiratory syndrome coronavirus 2 (SARS-CoV-2), the virus that causes COVID-19. These tests, which are performed as nasal swabs, include: Nucleic acid amplification test/real-time polymerase chain reaction (NAAT/RT-PCR) test and rapid virus antigen detection point of care (POC) tests. Diagnostic tests do not include serology tests which look for antibodies to SARS-Cov-2 in the blood.

Diagnostic Covid-19 Laboratory Tests

Diagnostic tests are used to determine if an individual is currently infected with Covid-19.

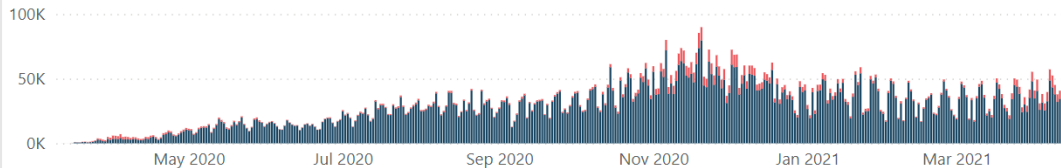
Filter by Date

3/10/2020

4/12/2021

Total Laboratory Tests by Type and Date

Test Type ● Negative ● Positive



Percent of Diagnostic Tests That Were Positive



Where does the data come from?

The State of Michigan COVID-19 Dashboard displays the most recent provisional data reported to the Michigan Department of Health and Humans Services (MDHHS) about cases in Michigan by selected demographics and county of residence (City of Detroit and Wayne County are reported separately). Data are reported to MDHHS via the [Michigan Disease Surveillance System \(MDSS\)](#). Provisional Death data are provided by the MDHHS Division for [Vital Records & Health Statistics](#).

How does MDHHS classify confirmed and probable cases?

Confirmed cases only include individuals who have had a positive diagnostic laboratory test for COVID-19. Probable cases include individuals who have symptoms consistent with COVID-19 and an epidemiologic link to a confirmed case or a positive serology (antibody) test, but do not have a positive diagnostic laboratory test for COVID-19 and individuals with a positive serology (antibody) test for COVID-19 and an epidemiologic link to a confirmed case.

How does MDHHS classify confirmed and probable deaths?

Confirmed deaths include individuals who meet one or more of the following conditions: 1) Have been identified as a confirmed case and classified as deceased as a result of a case investigation in the Michigan Disease Surveillance System (MDSS). MDSS is the database used by state and local health department to monitor reportable diseases like COVID-19; 2) have been identified as a confirmed case in MDSS had have a death certificate with COVID-19 listed as a cause of death; 3) have been identified as a confirmed case in MDSS and die within 30 days of onset of COVID-19 infection and have a death certificate which classifies their manner death as 'natural'. Probable deaths include individuals who have COVID indicated as a cause of death on their death certificate but have not had a positive diagnostic laboratory test.

Why do the number of probable cases fluctuate?

The number of probable cases can change daily based on the investigation efforts of the health department. When a probable case is first reported, local and/or state health department staff investigate to determine if the person meets the case definition of probable. As additional information is gathered, the case could be re-classified to confirmed, remain as probable, or be determined as not a case.

Why do data in the demographics tab not sum to the total number of cases for a county or region?

Data are not shown whenever the number of cases for a particular demographic category is fewer than six to protect the confidentiality of individuals. Rates are not calculated for other, multiple, and unknown race because an appropriate population denominator is not available for these categories at the county level.

Where can I get more information about COVID-19?

Visit <https://www.michigan.gov/coronavirus> to find information on resources and assistance, answers to frequently asked questions, and the latest updates on Michigan's response to COVID-19. For COVID-19 updates from CDC visit <https://www.cdc.gov/coronavirus/2019-ncov>.

PUBLIC USE DATASETS

Cases and Deaths by County

README

Includes total cases and deaths to date by case status (confirmed or probable) and county. County is based on the county of residence.

Confirmed cases only include individuals who have had a positive diagnostic laboratory test for COVID-19.

Probable cases include individuals who have symptoms consistent with COVID-19 and an epidemiologic link to a confirmed case or a positive serology (antibody) test, but do not have a positive diagnostic laboratory test for COVID-19 and individuals with a positive serology (antibody) test for COVID-19 and an epidemiologic link to a confirmed case.

Confirmed deaths include individuals who meet one or more of the following conditions: 1) Have been identified as a confirmed case and classified as deceased as a result of a case investigation in the Michigan Disease Surveillance System (MDSS). MDSS is the database used by state and local health department to monitor reportable diseases like COVID-19; 2) have been identified as a confirmed case in MDSS had have a death certificate with COVID-19 listed as a cause of death; 3) have been identified as a confirmed case in MDSS and die within 30 days of onset of COVID-19 infection and have a death certificate which classifies their manner death as 'natural'.

Probable deaths include individuals who have COVID indicated as a cause of death on their death certificate but have not had a positive diagnostic laboratory test.

The number of probable cases can change daily based on information obtained through the health department investigation. Probable cases can be re-classified as a confirmed case or determined to not be a case.

CASES AND DEATHS BY COUNTY 2021-04-13

Updated	COUNTY	ConfirmedCases	ConfirmedDeaths	ProbableCases	ProbableDeaths
2021/04/13 13:29:39	Alcona	482	21	112	5
2021/04/13 13:29:39	Alger	297	1	178	4
2021/04/13 13:29:39	Allegan	8211	99	980	23
2021/04/13 13:29:39	Alpena	1483	52	330	1
2021/04/13 13:29:39	Antrim	1114	17	272	5
2021/04/13 13:29:39	Arenac	841	27	97	0
2021/04/13 13:29:39	Baraga	526	33	110	0
2021/04/13 13:29:39	Barry	4244	51	454	2
2021/04/13 13:29:39	Bay	8864	299	526	13
2021/04/13 13:29:39	Benzie	910	31	174	1
2021/04/13 13:29:39	Berrien	12411	239	1183	19
2021/04/13 13:29:39	Branch	3844	86	388	4
2021/04/13 13:29:39	Calhoun	10435	235	1752	17
2021/04/13 13:29:39	Cass	4321	65	559	5
2021/04/13 13:29:39	Charlevoix	1095	14	280	0
2021/04/13 13:29:39	Cheboygan	1240	38	287	0
2021/04/13 13:29:39	Chippewa	941	26	1264	5
2021/04/13 13:29:39	Clare	1680	69	308	1
2021/04/13 13:29:39	Clinton	5369	73	1266	4
2021/04/13 13:29:39	Crawford	808	7	53	0
2021/04/13 13:29:39	Delta	2944	68	557	19
2021/04/13 13:29:39	Dickinson	2268	55	283	16
2021/04/13 13:29:39	Eaton	7740	159	1067	8
2021/04/13 13:29:39	Emmet	1620	39	354	1
2021/04/13 13:29:39	Genesee	28476	752	6376	56
2021/04/13 13:29:39	Gladwin	1606	40	316	3
2021/04/13 13:29:39	Gogebic	985	22	357	28
2021/04/13 13:29:39	Grand Traverse	4894	70	689	11
2021/04/13 13:29:39	Gratiot	2753	102	584	4
2021/04/13 13:29:39	Hillsdale	3493	79	356	3
2021/04/13 13:29:39	Houghton	2364	32	576	8
2021/04/13 13:29:39	Huron	2690	62	814	4
2021/04/13 13:29:39	Ingham	20022	309	1711	6
2021/04/13 13:29:39	Ionia	5010	72	85	2
2021/04/13 13:29:39	Iosco	1495	65	175	3
2021/04/13 13:29:39	Iron	895	42	63	9
2021/04/13 13:29:39	Isabella	4464	79	702	1
2021/04/13 13:29:39	Jackson	12560	237	799	7
2021/04/13 13:29:39	Kalamazoo	16931	299	2428	39
2021/04/13 13:29:39	Kalkaska	860	16	61	0
2021/04/13 13:29:39	Kent	57713	692	3765	59
2021/04/13 13:29:39	Keweenaw	132	1	31	1
2021/04/13 13:29:39	Lake	466	11	27	1
2021/04/13 13:29:39	Lapeer	6493	147	1126	1

2021/04/13 13:29:39	Leelanau	923	16	182	0
2021/04/13 13:29:39	Lenawee	7346	132	499	4
2021/04/13 13:29:39	Livingston	12550	146	1552	13
2021/04/13 13:29:39	Luce	151	0	150	1
2021/04/13 13:29:39	Mackinac	351	3	208	0
2021/04/13 13:29:39	Macomb	77797	1969	6531	110
2021/04/13 13:29:39	Manistee	921	18	53	3
2021/04/13 13:29:39	Marquette	3842	56	718	1
2021/04/13 13:29:39	Mason	1558	27	105	0
2021/04/13 13:29:39	Mecosta	2478	25	136	0
2021/04/13 13:29:39	Menominee	1684	39	291	2
2021/04/13 13:29:39	Midland	5635	70	656	3
2021/04/13 13:29:39	Missaukee	1061	12	193	8
2021/04/13 13:29:39	Monroe	11001	208	2208	14
2021/04/13 13:29:39	Montcalm	4232	91	415	2
2021/04/13 13:29:39	Montmorency	381	17	78	1
2021/04/13 13:29:39	Muskegon	11911	306	303	7
2021/04/13 13:29:39	Newaygo	3514	53	247	2
2021/04/13 13:29:39	Oakland	86306	1985	13289	118
2021/04/13 13:29:39	Oceana	2160	49	98	2
2021/04/13 13:29:39	Ogemaw	1140	34	214	1
2021/04/13 13:29:39	Ontonagon	380	20	56	1
2021/04/13 13:29:39	Osceola	1359	24	191	0
2021/04/13 13:29:39	Oscoda	433	21	93	1
2021/04/13 13:29:39	Otsego	1624	27	320	4
2021/04/13 13:29:39	Ottawa	25543	340	1910	39
2021/04/13 13:29:39	Presque Isle	720	29	135	1
2021/04/13 13:29:39	Roscommon	1424	43	242	0
2021/04/13 13:29:39	Saginaw	16792	530	887	14
2021/04/13 13:29:39	Sanilac	3185	84	419	5
2021/04/13 13:29:39	Schoolcraft	273	4	50	1
2021/04/13 13:29:39	Shiawassee	4753	86	560	2
2021/04/13 13:29:39	St Clair	12840	301	2409	17
2021/04/13 13:29:39	St Joseph	4790	86	644	6
2021/04/13 13:29:39	Tuscola	4159	139	610	10
2021/04/13 13:29:39	Van Buren	5697	93	399	12
2021/04/13 13:29:39	Washtenaw	21230	251	2130	6
2021/04/13 13:29:39	Wayne	86548	2207	7240	122
2021/04/13 13:29:39	Wexford	2173	28	220	2
2021/04/13 13:29:39	MDOC	25366	150	820	3
2021/04/13 13:29:39	FCI	311	5	5	0
2021/04/13 13:29:39	Out-of-State	1646	11	112	2
2021/04/13 13:29:39	Unknown	3	0	18	0
2021/04/13 13:29:39	Detroit City	40383	1918	3199	132

PUBLIC USE DATASETS

Cases by Demographics Statewide

README

Includes the total number of confirmed and probable cases and confirmed and probable deaths to date by demographic characteristics

Confirmed cases only include individuals who have had a positive diagnostic laboratory test for COVID-19.

Probable cases include individuals who have symptoms consistent with COVID-19 and an epidemiologic link to a confirmed case or a positive serology (antibody) test, but do not have a positive diagnostic laboratory test for COVID-19 and individuals with a positive serology (antibody) test for COVID-19 and an epidemiologic link to a confirmed case.

Confirmed deaths include individuals who meet one or more of the following conditions: 1) Have been identified as a confirmed case and classified as deceased as a result of a case investigation in the Michigan Disease Surveillance System (MDSS). MDSS is the database used by state and local health department to monitor reportable diseases like COVID-19; 2) have been identified as a confirmed case in MDSS had have a death certificate with COVID-19 listed as a cause of death; 3) have been identified as a confirmed case in MDSS and die within 30 days of onset of COVID-19 infection and have a death certificate which classifies their manner death as 'natural'.

Probable deaths include individuals who have COVID indicated as a cause of death on their death certificate but have not had a positive diagnostic laboratory test.

The number of probable cases can change daily based on information obtained through the health department investigation. Probable cases can be re-classified as a confirmed case or determined to not be a case.

Data is suppressed when the number of cases or deaths in a single category is between one and five to protect the confidentiality of individuals.

CASES BY DEMOGRAPHICS STATEWIDE 2021-04-13

CASE_STATUS	AgeCat	RaceCat	SEX	Cases	Deaths
Confirmed	0-9	American Indian/Alaska Native	Female	96	0
Confirmed	10-19	American Indian/Alaska Native	Female	244	0
Confirmed	20-29	American Indian/Alaska Native	Female	416	0
Confirmed	30-39	American Indian/Alaska Native	Female	319	Suppressed
Confirmed	40-49	American Indian/Alaska Native	Female	290	Suppressed
Confirmed	50-59	American Indian/Alaska Native	Female	274	Suppressed
Confirmed	60-69	American Indian/Alaska Native	Female	180	9
Confirmed	70-79	American Indian/Alaska Native	Female	97	10
Confirmed	80+	American Indian/Alaska Native	Female	39	7
Confirmed	Unknown	American Indian/Alaska Native	Female	Suppressed	0
Confirmed	0-9	Asian/Pacific Islander	Female	202	0
Confirmed	10-19	Asian/Pacific Islander	Female	669	0
Confirmed	20-29	Asian/Pacific Islander	Female	1279	0
Confirmed	30-39	Asian/Pacific Islander	Female	1056	Suppressed
Confirmed	40-49	Asian/Pacific Islander	Female	944	0
Confirmed	50-59	Asian/Pacific Islander	Female	792	7
Confirmed	60-69	Asian/Pacific Islander	Female	438	10
Confirmed	70-79	Asian/Pacific Islander	Female	214	24
Confirmed	80+	Asian/Pacific Islander	Female	137	34
Confirmed	Unknown	Asian/Pacific Islander	Female	0	0
Confirmed	0-9	Black/African American	Female	1525	Suppressed
Confirmed	10-19	Black/African American	Female	3670	Suppressed
Confirmed	20-29	Black/African American	Female	8692	13
Confirmed	30-39	Black/African American	Female	7782	17
Confirmed	40-49	Black/African American	Female	6490	67
Confirmed	50-59	Black/African American	Female	5740	157
Confirmed	60-69	Black/African American	Female	4672	346
Confirmed	70-79	Black/African American	Female	2707	458
Confirmed	80+	Black/African American	Female	1785	605
Confirmed	Unknown	Black/African American	Female	20	0
Confirmed	0-9	Multiple Races	Female	601	0
Confirmed	10-19	Multiple Races	Female	1861	Suppressed
Confirmed	20-29	Multiple Races	Female	2703	0
Confirmed	30-39	Multiple Races	Female	1964	0
Confirmed	40-49	Multiple Races	Female	2022	Suppressed
Confirmed	50-59	Multiple Races	Female	2068	10
Confirmed	60-69	Multiple Races	Female	1490	13
Confirmed	70-79	Multiple Races	Female	816	30
Confirmed	80+	Multiple Races	Female	524	65
Confirmed	Unknown	Multiple Races	Female	11	0
Confirmed	0-9	Other	Female	1001	0
Confirmed	10-19	Other	Female	2639	0
Confirmed	20-29	Other	Female	4425	0
Confirmed	30-39	Other	Female	3409	Suppressed
Confirmed	40-49	Other	Female	3143	8
Confirmed	50-59	Other	Female	2500	14
Confirmed	60-69	Other	Female	1513	36

Confirmed	70-79	Other	Female	749	46
Confirmed	80+	Other	Female	522	80
Confirmed	Unknown	Other	Female	9	0
Confirmed	0-9	Unknown	Female	2070	0
Confirmed	10-19	Unknown	Female	8058	0
Confirmed	20-29	Unknown	Female	15518	Suppressed
Confirmed	30-39	Unknown	Female	12506	Suppressed
Confirmed	40-49	Unknown	Female	12605	8
Confirmed	50-59	Unknown	Female	12978	19
Confirmed	60-69	Unknown	Female	7550	56
Confirmed	70-79	Unknown	Female	3324	91
Confirmed	80+	Unknown	Female	2484	252
Confirmed	Unknown	Unknown	Female	114	0
Confirmed	0-9	White	Female	6522	0
Confirmed	10-19	White	Female	25108	Suppressed
Confirmed	20-29	White	Female	41080	15
Confirmed	30-39	White	Female	31443	21
Confirmed	40-49	White	Female	30688	63
Confirmed	50-59	White	Female	33081	212
Confirmed	60-69	White	Female	25512	586
Confirmed	70-79	White	Female	15590	1171
Confirmed	80+	White	Female	13419	3103
Confirmed	Unknown	White	Female	96	0
Confirmed	0-9	American Indian/Alaska Native	Male	87	0
Confirmed	10-19	American Indian/Alaska Native	Male	255	0
Confirmed	20-29	American Indian/Alaska Native	Male	323	0
Confirmed	30-39	American Indian/Alaska Native	Male	285	0
Confirmed	40-49	American Indian/Alaska Native	Male	278	Suppressed
Confirmed	50-59	American Indian/Alaska Native	Male	233	Suppressed
Confirmed	60-69	American Indian/Alaska Native	Male	182	19
Confirmed	70-79	American Indian/Alaska Native	Male	83	13
Confirmed	80+	American Indian/Alaska Native	Male	30	6
Confirmed	Unknown	American Indian/Alaska Native	Male	0	0
Confirmed	0-9	Asian/Pacific Islander	Male	253	0
Confirmed	10-19	Asian/Pacific Islander	Male	665	0
Confirmed	20-29	Asian/Pacific Islander	Male	1447	0
Confirmed	30-39	Asian/Pacific Islander	Male	1042	Suppressed
Confirmed	40-49	Asian/Pacific Islander	Male	828	Suppressed
Confirmed	50-59	Asian/Pacific Islander	Male	752	Suppressed
Confirmed	60-69	Asian/Pacific Islander	Male	424	25
Confirmed	70-79	Asian/Pacific Islander	Male	199	37
Confirmed	80+	Asian/Pacific Islander	Male	95	30
Confirmed	Unknown	Asian/Pacific Islander	Male	Suppressed	0
Confirmed	0-9	Black/African American	Male	1562	0
Confirmed	10-19	Black/African American	Male	3396	Suppressed
Confirmed	20-29	Black/African American	Male	8498	16
Confirmed	30-39	Black/African American	Male	8305	37
Confirmed	40-49	Black/African American	Male	7141	106
Confirmed	50-59	Black/African American	Male	6658	265
Confirmed	60-69	Black/African American	Male	4845	484

Confirmed	70-79	Black/African American	Male	2510	589
Confirmed	80+	Black/African American	Male	1046	423
Confirmed	Unknown	Black/African American	Male	8	0
Confirmed	0-9	Multiple Races	Male	642	Suppressed
Confirmed	10-19	Multiple Races	Male	1866	0
Confirmed	20-29	Multiple Races	Male	2297	0
Confirmed	30-39	Multiple Races	Male	1610	Suppressed
Confirmed	40-49	Multiple Races	Male	1599	Suppressed
Confirmed	50-59	Multiple Races	Male	1638	9
Confirmed	60-69	Multiple Races	Male	1412	39
Confirmed	70-79	Multiple Races	Male	753	37
Confirmed	80+	Multiple Races	Male	322	50
Confirmed	Unknown	Multiple Races	Male	6	0
Confirmed	0-9	Other	Male	1064	0
Confirmed	10-19	Other	Male	2715	0
Confirmed	20-29	Other	Male	4561	Suppressed
Confirmed	30-39	Other	Male	3633	Suppressed
Confirmed	40-49	Other	Male	3405	18
Confirmed	50-59	Other	Male	2858	28
Confirmed	60-69	Other	Male	1633	72
Confirmed	70-79	Other	Male	705	64
Confirmed	80+	Other	Male	315	64
Confirmed	Unknown	Other	Male	6	0
Confirmed	0-9	Unknown	Male	2216	0
Confirmed	10-19	Unknown	Male	7763	0
Confirmed	20-29	Unknown	Male	15923	0
Confirmed	30-39	Unknown	Male	13069	10
Confirmed	40-49	Unknown	Male	12015	22
Confirmed	50-59	Unknown	Male	12907	35
Confirmed	60-69	Unknown	Male	7425	77
Confirmed	70-79	Unknown	Male	2862	137
Confirmed	80+	Unknown	Male	1373	160
Confirmed	Unknown	Unknown	Male	129	0
Confirmed	0-9	White	Male	7120	0
Confirmed	10-19	White	Male	23756	Suppressed
Confirmed	20-29	White	Male	35673	22
Confirmed	30-39	White	Male	29136	42
Confirmed	40-49	White	Male	28641	113
Confirmed	50-59	White	Male	32463	383
Confirmed	60-69	White	Male	26234	961
Confirmed	70-79	White	Male	15488	1768
Confirmed	80+	White	Male	9007	2694
Confirmed	Unknown	White	Male	81	0
Confirmed	0-9	American Indian/Alaska Native	Unknown	Suppressed	0
Confirmed	10-19	American Indian/Alaska Native	Unknown	Suppressed	0
Confirmed	20-29	American Indian/Alaska Native	Unknown	Suppressed	0
Confirmed	30-39	American Indian/Alaska Native	Unknown	Suppressed	0
Confirmed	40-49	American Indian/Alaska Native	Unknown	0	0
Confirmed	50-59	American Indian/Alaska Native	Unknown	Suppressed	0
Confirmed	60-69	American Indian/Alaska Native	Unknown	Suppressed	0

Confirmed	70-79	American Indian/Alaska Native	Unknown	Suppressed	0
Confirmed	80+	American Indian/Alaska Native	Unknown	0	0
Confirmed	Unknown	American Indian/Alaska Native	Unknown	0	0
Confirmed	0-9	Asian/Pacific Islander	Unknown	0	0
Confirmed	10-19	Asian/Pacific Islander	Unknown	7	0
Confirmed	20-29	Asian/Pacific Islander	Unknown	8	0
Confirmed	30-39	Asian/Pacific Islander	Unknown	Suppressed	0
Confirmed	40-49	Asian/Pacific Islander	Unknown	Suppressed	0
Confirmed	50-59	Asian/Pacific Islander	Unknown	Suppressed	0
Confirmed	60-69	Asian/Pacific Islander	Unknown	Suppressed	0
Confirmed	70-79	Asian/Pacific Islander	Unknown	0	0
Confirmed	80+	Asian/Pacific Islander	Unknown	0	0
Confirmed	Unknown	Asian/Pacific Islander	Unknown	0	0
Confirmed	0-9	Black/African American	Unknown	Suppressed	0
Confirmed	10-19	Black/African American	Unknown	12	0
Confirmed	20-29	Black/African American	Unknown	122	0
Confirmed	30-39	Black/African American	Unknown	104	0
Confirmed	40-49	Black/African American	Unknown	110	0
Confirmed	50-59	Black/African American	Unknown	90	0
Confirmed	60-69	Black/African American	Unknown	42	Suppressed
Confirmed	70-79	Black/African American	Unknown	12	Suppressed
Confirmed	80+	Black/African American	Unknown	Suppressed	0
Confirmed	Unknown	Black/African American	Unknown	0	0
Confirmed	0-9	Multiple Races	Unknown	6	0
Confirmed	10-19	Multiple Races	Unknown	12	0
Confirmed	20-29	Multiple Races	Unknown	22	0
Confirmed	30-39	Multiple Races	Unknown	14	0
Confirmed	40-49	Multiple Races	Unknown	16	0
Confirmed	50-59	Multiple Races	Unknown	11	0
Confirmed	60-69	Multiple Races	Unknown	15	0
Confirmed	70-79	Multiple Races	Unknown	6	0
Confirmed	80+	Multiple Races	Unknown	Suppressed	0
Confirmed	Unknown	Multiple Races	Unknown	Suppressed	0
Confirmed	0-9	Other	Unknown	14	0
Confirmed	10-19	Other	Unknown	19	0
Confirmed	20-29	Other	Unknown	39	0
Confirmed	30-39	Other	Unknown	30	0
Confirmed	40-49	Other	Unknown	46	0
Confirmed	50-59	Other	Unknown	30	0
Confirmed	60-69	Other	Unknown	15	0
Confirmed	70-79	Other	Unknown	Suppressed	0
Confirmed	80+	Other	Unknown	9	0
Confirmed	Unknown	Other	Unknown	Suppressed	0
Confirmed	0-9	Unknown	Unknown	82	0
Confirmed	10-19	Unknown	Unknown	248	0
Confirmed	20-29	Unknown	Unknown	498	0
Confirmed	30-39	Unknown	Unknown	360	0
Confirmed	40-49	Unknown	Unknown	369	0
Confirmed	50-59	Unknown	Unknown	348	0
Confirmed	60-69	Unknown	Unknown	187	Suppressed

Confirmed	70-79	Unknown	Unknown	89	Suppressed
Confirmed	80+	Unknown	Unknown	63	Suppressed
Confirmed	Unknown	Unknown	Unknown	62	0
Confirmed	0-9	White	Unknown	21	0
Confirmed	10-19	White	Unknown	119	0
Confirmed	20-29	White	Unknown	226	0
Confirmed	30-39	White	Unknown	213	0
Confirmed	40-49	White	Unknown	194	Suppressed
Confirmed	50-59	White	Unknown	182	0
Confirmed	60-69	White	Unknown	124	0
Confirmed	70-79	White	Unknown	62	Suppressed
Confirmed	80+	White	Unknown	22	Suppressed
Confirmed	Unknown	White	Unknown	Suppressed	0
Probable	0-9	American Indian/Alaska Native	Female	35	0
Probable	10-19	American Indian/Alaska Native	Female	59	0
Probable	20-29	American Indian/Alaska Native	Female	71	0
Probable	30-39	American Indian/Alaska Native	Female	55	0
Probable	40-49	American Indian/Alaska Native	Female	52	0
Probable	50-59	American Indian/Alaska Native	Female	35	0
Probable	60-69	American Indian/Alaska Native	Female	25	0
Probable	70-79	American Indian/Alaska Native	Female	9	0
Probable	80+	American Indian/Alaska Native	Female	Suppressed	Suppressed
Probable	Unknown	American Indian/Alaska Native	Female	Suppressed	0
Probable	0-9	Asian/Pacific Islander	Female	28	0
Probable	10-19	Asian/Pacific Islander	Female	67	0
Probable	20-29	Asian/Pacific Islander	Female	131	0
Probable	30-39	Asian/Pacific Islander	Female	94	0
Probable	40-49	Asian/Pacific Islander	Female	77	0
Probable	50-59	Asian/Pacific Islander	Female	72	0
Probable	60-69	Asian/Pacific Islander	Female	36	Suppressed
Probable	70-79	Asian/Pacific Islander	Female	14	Suppressed
Probable	80+	Asian/Pacific Islander	Female	Suppressed	0
Probable	Unknown	Asian/Pacific Islander	Female	Suppressed	0
Probable	0-9	Black/African American	Female	151	0
Probable	10-19	Black/African American	Female	338	0
Probable	20-29	Black/African American	Female	730	Suppressed
Probable	30-39	Black/African American	Female	638	0
Probable	40-49	Black/African American	Female	519	Suppressed
Probable	50-59	Black/African American	Female	423	10
Probable	60-69	Black/African American	Female	286	17
Probable	70-79	Black/African American	Female	110	16
Probable	80+	Black/African American	Female	79	34
Probable	Unknown	Black/African American	Female	27	Suppressed
Probable	0-9	Multiple Races	Female	108	0
Probable	10-19	Multiple Races	Female	229	0
Probable	20-29	Multiple Races	Female	215	0
Probable	30-39	Multiple Races	Female	139	0
Probable	40-49	Multiple Races	Female	145	0
Probable	50-59	Multiple Races	Female	140	Suppressed
Probable	60-69	Multiple Races	Female	97	Suppressed

Probable	70-79	Multiple Races	Female	42	0
Probable	80+	Multiple Races	Female	30	7
Probable	Unknown	Multiple Races	Female	49	0
Probable	0-9	Other	Female	78	0
Probable	10-19	Other	Female	174	0
Probable	20-29	Other	Female	242	0
Probable	30-39	Other	Female	192	0
Probable	40-49	Other	Female	171	0
Probable	50-59	Other	Female	121	Suppressed
Probable	60-69	Other	Female	70	Suppressed
Probable	70-79	Other	Female	29	0
Probable	80+	Other	Female	12	Suppressed
Probable	Unknown	Other	Female	18	0
Probable	0-9	Unknown	Female	490	0
Probable	10-19	Unknown	Female	1569	0
Probable	20-29	Unknown	Female	2366	0
Probable	30-39	Unknown	Female	1725	0
Probable	40-49	Unknown	Female	1757	0
Probable	50-59	Unknown	Female	1653	Suppressed
Probable	60-69	Unknown	Female	1094	Suppressed
Probable	70-79	Unknown	Female	408	Suppressed
Probable	80+	Unknown	Female	265	24
Probable	Unknown	Unknown	Female	1305	0
Probable	0-9	White	Female	1244	0
Probable	10-19	White	Female	3510	Suppressed
Probable	20-29	White	Female	3974	0
Probable	30-39	White	Female	3203	Suppressed
Probable	40-49	White	Female	3161	6
Probable	50-59	White	Female	3067	16
Probable	60-69	White	Female	1927	36
Probable	70-79	White	Female	1015	75
Probable	80+	White	Female	1198	271
Probable	Unknown	White	Female	370	Suppressed
Probable	0-9	American Indian/Alaska Native	Male	31	0
Probable	10-19	American Indian/Alaska Native	Male	71	0
Probable	20-29	American Indian/Alaska Native	Male	58	0
Probable	30-39	American Indian/Alaska Native	Male	52	0
Probable	40-49	American Indian/Alaska Native	Male	40	0
Probable	50-59	American Indian/Alaska Native	Male	42	0
Probable	60-69	American Indian/Alaska Native	Male	21	Suppressed
Probable	70-79	American Indian/Alaska Native	Male	7	Suppressed
Probable	80+	American Indian/Alaska Native	Male	Suppressed	Suppressed
Probable	Unknown	American Indian/Alaska Native	Male	Suppressed	0
Probable	0-9	Asian/Pacific Islander	Male	39	0
Probable	10-19	Asian/Pacific Islander	Male	67	0
Probable	20-29	Asian/Pacific Islander	Male	131	0
Probable	30-39	Asian/Pacific Islander	Male	104	Suppressed
Probable	40-49	Asian/Pacific Islander	Male	70	0
Probable	50-59	Asian/Pacific Islander	Male	51	Suppressed
Probable	60-69	Asian/Pacific Islander	Male	24	Suppressed

Probable	70-79	Asian/Pacific Islander	Male	7	Suppressed
Probable	80+	Asian/Pacific Islander	Male	7	Suppressed
Probable	Unknown	Asian/Pacific Islander	Male	Suppressed	0
Probable	0-9	Black/African American	Male	161	0
Probable	10-19	Black/African American	Male	360	Suppressed
Probable	20-29	Black/African American	Male	565	0
Probable	30-39	Black/African American	Male	541	Suppressed
Probable	40-49	Black/African American	Male	434	8
Probable	50-59	Black/African American	Male	395	11
Probable	60-69	Black/African American	Male	239	25
Probable	70-79	Black/African American	Male	95	32
Probable	80+	Black/African American	Male	38	21
Probable	Unknown	Black/African American	Male	15	0
Probable	0-9	Multiple Races	Male	96	0
Probable	10-19	Multiple Races	Male	224	0
Probable	20-29	Multiple Races	Male	164	0
Probable	30-39	Multiple Races	Male	119	0
Probable	40-49	Multiple Races	Male	133	Suppressed
Probable	50-59	Multiple Races	Male	108	0
Probable	60-69	Multiple Races	Male	79	Suppressed
Probable	70-79	Multiple Races	Male	37	Suppressed
Probable	80+	Multiple Races	Male	17	7
Probable	Unknown	Multiple Races	Male	49	0
Probable	0-9	Other	Male	75	0
Probable	10-19	Other	Male	207	0
Probable	20-29	Other	Male	242	0
Probable	30-39	Other	Male	204	0
Probable	40-49	Other	Male	183	Suppressed
Probable	50-59	Other	Male	112	Suppressed
Probable	60-69	Other	Male	72	Suppressed
Probable	70-79	Other	Male	29	Suppressed
Probable	80+	Other	Male	8	Suppressed
Probable	Unknown	Other	Male	15	0
Probable	0-9	Unknown	Male	485	0
Probable	10-19	Unknown	Male	1605	0
Probable	20-29	Unknown	Male	2209	0
Probable	30-39	Unknown	Male	1680	Suppressed
Probable	40-49	Unknown	Male	1531	Suppressed
Probable	50-59	Unknown	Male	1566	Suppressed
Probable	60-69	Unknown	Male	870	Suppressed
Probable	70-79	Unknown	Male	328	7
Probable	80+	Unknown	Male	161	16
Probable	Unknown	Unknown	Male	1104	0
Probable	0-9	White	Male	1316	Suppressed
Probable	10-19	White	Male	3431	Suppressed
Probable	20-29	White	Male	3446	Suppressed
Probable	30-39	White	Male	2718	Suppressed
Probable	40-49	White	Male	2677	7
Probable	50-59	White	Male	2805	20
Probable	60-69	White	Male	1789	59

Probable	70-79	White	Male	880	90
Probable	80+	White	Male	628	177
Probable	Unknown	White	Male	314	0
Probable	0-9	American Indian/Alaska Native	Unknown	0	0
Probable	10-19	American Indian/Alaska Native	Unknown	0	0
Probable	20-29	American Indian/Alaska Native	Unknown	Suppressed	0
Probable	30-39	American Indian/Alaska Native	Unknown	0	0
Probable	40-49	American Indian/Alaska Native	Unknown	Suppressed	0
Probable	50-59	American Indian/Alaska Native	Unknown	Suppressed	0
Probable	60-69	American Indian/Alaska Native	Unknown	0	0
Probable	70-79	American Indian/Alaska Native	Unknown	0	0
Probable	80+	American Indian/Alaska Native	Unknown	0	0
Probable	Unknown	American Indian/Alaska Native	Unknown	Suppressed	0
Probable	0-9	Asian/Pacific Islander	Unknown	Suppressed	0
Probable	10-19	Asian/Pacific Islander	Unknown	Suppressed	0
Probable	20-29	Asian/Pacific Islander	Unknown	Suppressed	0
Probable	30-39	Asian/Pacific Islander	Unknown	Suppressed	0
Probable	40-49	Asian/Pacific Islander	Unknown	Suppressed	0
Probable	50-59	Asian/Pacific Islander	Unknown	Suppressed	0
Probable	60-69	Asian/Pacific Islander	Unknown	0	0
Probable	70-79	Asian/Pacific Islander	Unknown	0	0
Probable	80+	Asian/Pacific Islander	Unknown	0	0
Probable	Unknown	Asian/Pacific Islander	Unknown	Suppressed	0
Probable	0-9	Black/African American	Unknown	Suppressed	0
Probable	10-19	Black/African American	Unknown	7	0
Probable	20-29	Black/African American	Unknown	8	0
Probable	30-39	Black/African American	Unknown	Suppressed	0
Probable	40-49	Black/African American	Unknown	6	0
Probable	50-59	Black/African American	Unknown	Suppressed	0
Probable	60-69	Black/African American	Unknown	Suppressed	0
Probable	70-79	Black/African American	Unknown	Suppressed	0
Probable	80+	Black/African American	Unknown	0	0
Probable	Unknown	Black/African American	Unknown	6	0
Probable	0-9	Multiple Races	Unknown	Suppressed	0
Probable	10-19	Multiple Races	Unknown	15	0
Probable	20-29	Multiple Races	Unknown	10	0
Probable	30-39	Multiple Races	Unknown	15	0
Probable	40-49	Multiple Races	Unknown	7	0
Probable	50-59	Multiple Races	Unknown	8	0
Probable	60-69	Multiple Races	Unknown	Suppressed	0
Probable	70-79	Multiple Races	Unknown	0	0
Probable	80+	Multiple Races	Unknown	0	0
Probable	Unknown	Multiple Races	Unknown	10	0
Probable	0-9	Other	Unknown	Suppressed	0
Probable	10-19	Other	Unknown	Suppressed	0
Probable	20-29	Other	Unknown	Suppressed	0
Probable	30-39	Other	Unknown	Suppressed	0
Probable	40-49	Other	Unknown	Suppressed	0
Probable	50-59	Other	Unknown	Suppressed	0
Probable	60-69	Other	Unknown	Suppressed	0

Probable	70-79	Other	Unknown	0	0
Probable	80+	Other	Unknown	0	0
Probable	Unknown	Other	Unknown	0	0
Probable	0-9	Unknown	Unknown	159	0
Probable	10-19	Unknown	Unknown	405	Suppressed
Probable	20-29	Unknown	Unknown	630	0
Probable	30-39	Unknown	Unknown	516	0
Probable	40-49	Unknown	Unknown	549	Suppressed
Probable	50-59	Unknown	Unknown	446	Suppressed
Probable	60-69	Unknown	Unknown	259	0
Probable	70-79	Unknown	Unknown	104	Suppressed
Probable	80+	Unknown	Unknown	38	Suppressed
Probable	Unknown	Unknown	Unknown	1803	0
Probable	0-9	White	Unknown	34	0
Probable	10-19	White	Unknown	89	0
Probable	20-29	White	Unknown	53	0
Probable	30-39	White	Unknown	51	0
Probable	40-49	White	Unknown	58	0
Probable	50-59	White	Unknown	57	0
Probable	60-69	White	Unknown	23	Suppressed
Probable	70-79	White	Unknown	23	0
Probable	80+	White	Unknown	9	0
Probable	Unknown	White	Unknown	44	0

PUBLIC USE DATASETS

COVID-19 Tests by County

README

Data includes tests by type (diagnostic, serology or total combined) by county.

Diagnostic tests are used to find current infection and look for genes or proteins from the severe acute respiratory syndrome coronavirus 2 (SARS-CoV-2), the virus that causes COVID-19. These tests, which are performed as nasal swabs, include: Nucleic acid amplification test/real-time polymerase chain reaction (NAAT/RT-PCR) test and rapid virus antigen detection point of care (POC) tests.

Serology tests are used to look for the possibility of previous infection. Serology tests look for antibodies to SARS-CoV-2 in the blood. There are currently two types of serology tests: the enzyme-linked immunosorbent assay (ELISA) test and the rapid antibody detection POC test. Serology tests do not diagnose disease and do not guarantee immunity, but might provide information about previous infection.

Correctional includes state and federal prisons and county and city detection facilities.

Testing data represents total tests performed, not individuals tested. A single individual may have more than one test completed.

COVID-19 TESTS BY COUNTY 2021-04-13

Updated	COUNTY	TestType	Count	RatePerMillion
2021/04/13 13:29:55	Alcona	Diagnostic	6454	620279
2021/04/13 13:29:55	Alcona	Serology	169	16242
2021/04/13 13:29:55	Alcona	Total	6623	636521
2021/04/13 13:29:55	Alger	Diagnostic	7739	849693
2021/04/13 13:29:55	Alger	Serology	370	40624
2021/04/13 13:29:55	Alger	Total	8109	890316
2021/04/13 13:29:55	Allegan	Serology	2918	24712
2021/04/13 13:29:55	Allegan	Diagnostic	108669	920292
2021/04/13 13:29:55	Allegan	Total	111587	945004
2021/04/13 13:29:55	Alpena	Diagnostic	18717	658933
2021/04/13 13:29:55	Alpena	Serology	735	25876
2021/04/13 13:29:55	Alpena	Total	19452	684809
2021/04/13 13:29:55	Antrim	Diagnostic	20642	885011
2021/04/13 13:29:55	Antrim	Serology	795	34085
2021/04/13 13:29:55	Antrim	Total	21437	919096
2021/04/13 13:29:55	Arenac	Diagnostic	14279	959417
2021/04/13 13:29:55	Arenac	Serology	478	32117
2021/04/13 13:29:55	Arenac	Total	14757	991534
2021/04/13 13:29:55	Baraga	Diagnostic	7846	955780
2021/04/13 13:29:55	Baraga	Serology	59	7187
2021/04/13 13:29:55	Baraga	Total	7905	962967
2021/04/13 13:29:55	Barry	Serology	1895	30788
2021/04/13 13:29:55	Barry	Diagnostic	54166	880032
2021/04/13 13:29:55	Barry	Total	56061	910820
2021/04/13 13:29:55	Bay	Diagnostic	116351	1128241
2021/04/13 13:29:55	Bay	Serology	7141	69245
2021/04/13 13:29:55	Bay	Total	123492	1197487
2021/04/13 13:29:55	Benzie	Diagnostic	11840	666442
2021/04/13 13:29:55	Benzie	Serology	765	43060
2021/04/13 13:29:55	Benzie	Total	12605	709501
2021/04/13 13:29:55	Berrien	Serology	5899	38455
2021/04/13 13:29:55	Berrien	Diagnostic	220563	1437820
2021/04/13 13:29:55	Berrien	Total	226462	1476275
2021/04/13 13:29:55	Branch	Diagnostic	38213	878117
2021/04/13 13:29:55	Branch	Serology	532	12225
2021/04/13 13:29:55	Branch	Total	38745	890342
2021/04/13 13:29:55	Calhoun	Serology	1781	13275
2021/04/13 13:29:55	Calhoun	Diagnostic	183587	1368429
2021/04/13 13:29:55	Calhoun	Total	185368	1381704
2021/04/13 13:29:55	Cass	Diagnostic	37159	717535
2021/04/13 13:29:55	Cass	Serology	730	14096
2021/04/13 13:29:55	Cass	Total	37889	731631
2021/04/13 13:29:55	Charlevoix	Diagnostic	21362	817121
2021/04/13 13:29:55	Charlevoix	Serology	1106	42306
2021/04/13 13:29:55	Charlevoix	Total	22468	859427
2021/04/13 13:29:55	Cheboygan	Diagnostic	14445	571491
2021/04/13 13:29:55	Cheboygan	Serology	606	23975

2021/04/13 13:29:55	Cheboygan	Total	15051	595466
2021/04/13 13:29:55	Chippewa	Serology	320	8568
2021/04/13 13:29:55	Chippewa	Diagnostic	23716	634984
2021/04/13 13:29:55	Chippewa	Total	24036	643551
2021/04/13 13:29:55	Clare	Diagnostic	20637	666785
2021/04/13 13:29:55	Clare	Serology	1007	32536
2021/04/13 13:29:55	Clare	Total	21644	699321
2021/04/13 13:29:55	Clinton	Serology	4026	50581
2021/04/13 13:29:55	Clinton	Diagnostic	54785	688297
2021/04/13 13:29:55	Clinton	Total	58811	738878
2021/04/13 13:29:55	Correctional	Diagnostic	756616	
2021/04/13 13:29:55	Correctional	Serology	25108	
2021/04/13 13:29:55	Correctional	Total	781724	
2021/04/13 13:29:55	Crawford	Diagnostic	9834	700977
2021/04/13 13:29:55	Crawford	Serology	357	25447
2021/04/13 13:29:55	Crawford	Total	10191	726424
2021/04/13 13:29:55	Delta	Diagnostic	38524	1076571
2021/04/13 13:29:55	Delta	Serology	827	23111
2021/04/13 13:29:55	Delta	Total	39351	1099681
2021/04/13 13:29:55	Detroit City	Serology	26071	40121
2021/04/13 13:29:55	Detroit City	Diagnostic	726848	1118565
2021/04/13 13:29:55	Detroit City	Total	752919	1158686
2021/04/13 13:29:55	Dickinson	Diagnostic	17690	700899
2021/04/13 13:29:55	Dickinson	Serology	168	6656
2021/04/13 13:29:55	Dickinson	Total	17858	707556
2021/04/13 13:29:55	Eaton	Serology	6030	54685
2021/04/13 13:29:55	Eaton	Diagnostic	117293	1063708
2021/04/13 13:29:55	Eaton	Total	123323	1118393
2021/04/13 13:29:55	Emmet	Diagnostic	27824	832680
2021/04/13 13:29:55	Emmet	Serology	1516	45369
2021/04/13 13:29:55	Emmet	Total	29340	878049
2021/04/13 13:29:55	Genesee	Serology	19518	48096
2021/04/13 13:29:55	Genesee	Diagnostic	359053	884775
2021/04/13 13:29:55	Genesee	Total	378571	932871
2021/04/13 13:29:55	Gladwin	Serology	1178	46289
2021/04/13 13:29:55	Gladwin	Diagnostic	17913	703878
2021/04/13 13:29:55	Gladwin	Total	19091	750167
2021/04/13 13:29:55	Gogebic	Diagnostic	17486	1251234
2021/04/13 13:29:55	Gogebic	Serology	258	18462
2021/04/13 13:29:55	Gogebic	Total	17744	1269696
2021/04/13 13:29:55	Grand Traverse	Serology	6703	72007
2021/04/13 13:29:55	Grand Traverse	Diagnostic	81954	880393
2021/04/13 13:29:55	Grand Traverse	Total	88657	952400
2021/04/13 13:29:55	Gratiot	Diagnostic	53055	1303210
2021/04/13 13:29:55	Gratiot	Serology	1111	27290
2021/04/13 13:29:55	Gratiot	Total	54166	1330500
2021/04/13 13:29:55	Hillsdale	Serology	986	21620
2021/04/13 13:29:55	Hillsdale	Diagnostic	42226	925907
2021/04/13 13:29:55	Hillsdale	Total	43212	947528
2021/04/13 13:29:55	Houghton	Serology	262	7342

2021/04/13 13:29:55	Houghton	Diagnostic	44702	1252718
2021/04/13 13:29:55	Houghton	Total	44964	1260061
2021/04/13 13:29:55	Huron	Diagnostic	27809	897615
2021/04/13 13:29:55	Huron	Serology	741	23918
2021/04/13 13:29:55	Huron	Total	28550	921533
2021/04/13 13:29:55	Ingham	Diagnostic	317857	1087040
2021/04/13 13:29:55	Ingham	Serology	19397	66336
2021/04/13 13:29:55	Ingham	Total	337254	1153376
2021/04/13 13:29:55	Ionia	Diagnostic	72418	1119341
2021/04/13 13:29:55	Ionia	Serology	2240	34623
2021/04/13 13:29:55	Ionia	Total	74658	1153964
2021/04/13 13:29:55	Iosco	Diagnostic	23331	928523
2021/04/13 13:29:55	Iosco	Serology	607	24157
2021/04/13 13:29:55	Iosco	Total	23938	952680
2021/04/13 13:29:55	Iron	Serology	128	11567
2021/04/13 13:29:55	Iron	Diagnostic	24152	2182541
2021/04/13 13:29:55	Iron	Total	24280	2194108
2021/04/13 13:29:55	Isabella	Serology	1413	20223
2021/04/13 13:29:55	Isabella	Diagnostic	53519	765958
2021/04/13 13:29:55	Isabella	Total	54932	786180
2021/04/13 13:29:55	Jackson	Diagnostic	204094	1287578
2021/04/13 13:29:55	Jackson	Serology	3686	23254
2021/04/13 13:29:55	Jackson	Total	207780	1310832
2021/04/13 13:29:55	Kalamazoo	Serology	7072	26680
2021/04/13 13:29:55	Kalamazoo	Diagnostic	281500	1062000
2021/04/13 13:29:55	Kalamazoo	Total	288572	1088680
2021/04/13 13:29:55	Kalkaska	Diagnostic	15800	875929
2021/04/13 13:29:55	Kalkaska	Serology	802	44462
2021/04/13 13:29:55	Kalkaska	Total	16602	920390
2021/04/13 13:29:55	Kent	Diagnostic	827756	1259989
2021/04/13 13:29:55	Kent	Serology	46010	70035
2021/04/13 13:29:55	Kent	Total	873766	1330024
2021/04/13 13:29:55	Keweenaw	Diagnostic	2115	999527
2021/04/13 13:29:55	Keweenaw	Serology	31	14650
2021/04/13 13:29:55	Keweenaw	Total	2146	1014178
2021/04/13 13:29:55	Lake	Diagnostic	10553	890323
2021/04/13 13:29:55	Lake	Serology	211	17801
2021/04/13 13:29:55	Lake	Total	10764	908125
2021/04/13 13:29:55	Lapeer	Serology	3345	38182
2021/04/13 13:29:55	Lapeer	Diagnostic	62361	711827
2021/04/13 13:29:55	Lapeer	Total	65706	750009
2021/04/13 13:29:55	Leelanau	Diagnostic	11805	542484
2021/04/13 13:29:55	Leelanau	Serology	1068	49079
2021/04/13 13:29:55	Leelanau	Total	12873	591563
2021/04/13 13:29:55	Lenawee	Diagnostic	117677	1195285
2021/04/13 13:29:55	Lenawee	Serology	2075	21076
2021/04/13 13:29:55	Lenawee	Total	119752	1216361
2021/04/13 13:29:55	Livingston	Serology	7695	40079
2021/04/13 13:29:55	Livingston	Diagnostic	188711	982895
2021/04/13 13:29:55	Livingston	Total	196406	1022975

2021/04/13 13:29:55	Luce	Diagnostic	5301	851019
2021/04/13 13:29:55	Luce	Serology	37	5940
2021/04/13 13:29:55	Luce	Total	5338	856959
2021/04/13 13:29:55	Mackinac	Serology	135	12501
2021/04/13 13:29:55	Mackinac	Diagnostic	7948	735994
2021/04/13 13:29:55	Mackinac	Total	8083	748495
2021/04/13 13:29:55	Macomb	Diagnostic	825940	945042
2021/04/13 13:29:55	Macomb	Serology	58693	67157
2021/04/13 13:29:55	Macomb	Total	884633	1012198
2021/04/13 13:29:55	Manistee	Diagnostic	18004	733122
2021/04/13 13:29:55	Manistee	Serology	948	38602
2021/04/13 13:29:55	Manistee	Total	18952	771724
2021/04/13 13:29:55	Marquette	Diagnostic	122082	1830342
2021/04/13 13:29:55	Marquette	Serology	1329	19925
2021/04/13 13:29:55	Marquette	Total	123411	1850268
2021/04/13 13:29:55	Mason	Diagnostic	30371	1042101
2021/04/13 13:29:55	Mason	Serology	992	34038
2021/04/13 13:29:55	Mason	Total	31363	1076139
2021/04/13 13:29:55	Mecosta	Diagnostic	36735	845396
2021/04/13 13:29:55	Mecosta	Serology	984	22645
2021/04/13 13:29:55	Mecosta	Total	37719	868041
2021/04/13 13:29:55	Menominee	Diagnostic	23057	1012160
2021/04/13 13:29:55	Menominee	Serology	142	6234
2021/04/13 13:29:55	Menominee	Total	23199	1018393
2021/04/13 13:29:55	Midland	Serology	7496	90144
2021/04/13 13:29:55	Midland	Diagnostic	59937	720778
2021/04/13 13:29:55	Midland	Total	67433	810922
2021/04/13 13:29:55	Missaukee	Diagnostic	9906	655245
2021/04/13 13:29:55	Missaukee	Serology	636	42069
2021/04/13 13:29:55	Missaukee	Total	10542	697314
2021/04/13 13:29:55	Monroe	Serology	5703	37894
2021/04/13 13:29:55	Monroe	Diagnostic	146661	974492
2021/04/13 13:29:55	Monroe	Total	152364	1012385
2021/04/13 13:29:55	Montcalm	Diagnostic	72210	1130259
2021/04/13 13:29:55	Montcalm	Serology	2359	36924
2021/04/13 13:29:55	Montcalm	Total	74569	1167183
2021/04/13 13:29:55	Montmorency	Diagnostic	7004	750858
2021/04/13 13:29:55	Montmorency	Serology	386	41381
2021/04/13 13:29:55	Montmorency	Total	7390	792238
2021/04/13 13:29:55	Muskegon	Diagnostic	189936	1094316
2021/04/13 13:29:55	Muskegon	Serology	3590	20684
2021/04/13 13:29:55	Muskegon	Total	193526	1114999
2021/04/13 13:29:55	Newaygo	Serology	1691	34524
2021/04/13 13:29:55	Newaygo	Diagnostic	40945	835953
2021/04/13 13:29:55	Newaygo	Total	42636	870478
2021/04/13 13:29:55	Oakland	Serology	110851	88146
2021/04/13 13:29:55	Oakland	Diagnostic	1290846	1026449
2021/04/13 13:29:55	Oakland	Total	1401697	1114595
2021/04/13 13:29:55	Oceana	Serology	860	32493
2021/04/13 13:29:55	Oceana	Diagnostic	32409	1224506

2021/04/13 13:29:55	Oceana	Total	33269	1256999
2021/04/13 13:29:55	Ogemaw	Diagnostic	17039	811497
2021/04/13 13:29:55	Ogemaw	Serology	571	27194
2021/04/13 13:29:55	Ogemaw	Total	17610	838691
2021/04/13 13:29:55	Ontonagon	Diagnostic	7090	1239510
2021/04/13 13:29:55	Ontonagon	Serology	70	12238
2021/04/13 13:29:55	Ontonagon	Total	7160	1251748
2021/04/13 13:29:55	Osceola	Diagnostic	22861	974467
2021/04/13 13:29:55	Osceola	Serology	968	41262
2021/04/13 13:29:55	Osceola	Total	23829	1015729
2021/04/13 13:29:55	Oscoda	Diagnostic	5096	618372
2021/04/13 13:29:55	Oscoda	Serology	380	46111
2021/04/13 13:29:55	Oscoda	Total	5476	664482
2021/04/13 13:29:55	Otsego	Diagnostic	19799	802619
2021/04/13 13:29:55	Otsego	Serology	928	37620
2021/04/13 13:29:55	Otsego	Total	20727	840238
2021/04/13 13:29:55	Ottawa	Diagnostic	349392	1197245
2021/04/13 13:29:55	Ottawa	Serology	14318	49063
2021/04/13 13:29:55	Ottawa	Total	363710	1246308
2021/04/13 13:29:55	Presque Isle	Serology	545	43281
2021/04/13 13:29:55	Presque Isle	Diagnostic	9647	766121
2021/04/13 13:29:55	Presque Isle	Total	10192	809403
2021/04/13 13:29:55	Roscommon	Serology	691	28769
2021/04/13 13:29:55	Roscommon	Diagnostic	17802	741163
2021/04/13 13:29:55	Roscommon	Total	18493	769932
2021/04/13 13:29:55	Saginaw	Serology	9431	49496
2021/04/13 13:29:55	Saginaw	Diagnostic	230927	1211967
2021/04/13 13:29:55	Saginaw	Total	240358	1261464
2021/04/13 13:29:55	Sanilac	Diagnostic	48330	1173913
2021/04/13 13:29:55	Sanilac	Serology	1316	31965
2021/04/13 13:29:55	Sanilac	Total	49646	1205878
2021/04/13 13:29:55	Schoolcraft	Diagnostic	6032	745243
2021/04/13 13:29:55	Schoolcraft	Serology	65	8031
2021/04/13 13:29:55	Schoolcraft	Total	6097	753274
2021/04/13 13:29:55	Shiawassee	Serology	2489	36537
2021/04/13 13:29:55	Shiawassee	Diagnostic	63370	930243
2021/04/13 13:29:55	Shiawassee	Total	65859	966780
2021/04/13 13:29:55	St Clair	Diagnostic	133462	838708
2021/04/13 13:29:55	St Clair	Serology	7930	49834
2021/04/13 13:29:55	St Clair	Total	141392	888543
2021/04/13 13:29:55	St Joseph	Diagnostic	53865	883554
2021/04/13 13:29:55	St Joseph	Serology	1591	26097
2021/04/13 13:29:55	St Joseph	Total	55456	909652
2021/04/13 13:29:55	Tuscola	Diagnostic	57356	1097828
2021/04/13 13:29:55	Tuscola	Serology	2128	40731
2021/04/13 13:29:55	Tuscola	Total	59484	1138559
2021/04/13 13:29:55	Unknown	Diagnostic	531436	
2021/04/13 13:29:55	Unknown	Serology	25372	
2021/04/13 13:29:55	Unknown	Total	556808	
2021/04/13 13:29:55	Van Buren	Diagnostic	88807	1173501

2021/04/13 13:29:55	Van Buren	Serology	1750	23125
2021/04/13 13:29:55	Van Buren	Total	90557	1196625
2021/04/13 13:29:55	Washtenaw	Diagnostic	651185	1771445
2021/04/13 13:29:55	Washtenaw	Serology	17137	46618
2021/04/13 13:29:55	Washtenaw	Total	668322	1818064
2021/04/13 13:29:55	Wayne	Serology	73907	66956
2021/04/13 13:29:55	Wayne	Diagnostic	1282939	1162280
2021/04/13 13:29:55	Wayne	Total	1356846	1229237
2021/04/13 13:29:55	Wexford	Serology	1253	37257
2021/04/13 13:29:55	Wexford	Diagnostic	27645	822009
2021/04/13 13:29:55	Wexford	Total	28898	859267

PUBLIC USE DATASETS

Diagnostic Tests by Result and County

README

Data include diagnostic tests for COVID-19 by date and county.

Diagnostic tests are used to find current infection and look for genes or proteins from the severe acute respiratory syndrome coronavirus 2 (SARS-CoV-2), the virus that causes COVID-19. These tests, which are performed as nasal swabs, include: Nucleic acid amplification test/real-time polymerase chain reaction (NAAT/RT-PCR) test and rapid virus antigen detection point of care (POC) tests.

Correctional includes state and federal prisons and county and city detention facilities.

Testing data represents total tests performed, not individuals tested. A single individual may have more than one test completed.

The total number of positive tests may exceed the number of confirmed cases due to 1) a single individual may have more than one test performed; 2) MDHHS may receive data on positive tests in advance of a local health department classifying an individual as a confirmed or probable case, and 3) although efforts have been made to de-duplicate testing data, some duplication may occur.

DIAGNOSTIC TESTS BY RESULT AND COUNTY 2021-04-13

MessageDate	COUNTY	Negative	Positive	Total
4/12/2021	Alcona	42	7	49
4/12/2021	Alger	9	0	9
4/12/2021	Allegan	278	56	334
4/12/2021	Alpena	149	12	161
4/12/2021	Antrim	51	12	63
4/12/2021	Arenac	75	19	94
4/12/2021	Baraga	3	0	3
4/12/2021	Barry	146	51	197
4/12/2021	Bay	229	62	291
4/12/2021	Benzie	25	8	33
4/12/2021	Berrien	535	76	611
4/12/2021	Branch	110	16	126
4/12/2021	Calhoun	397	55	452
4/12/2021	Cass	76	11	87
4/12/2021	Charlevoix	44	12	56
4/12/2021	Cheboygan	67	20	87
4/12/2021	Chippewa	38	9	47
4/12/2021	Clare	91	15	106
4/12/2021	Clinton	132	24	156
4/12/2021	Correctional	3793	28	3821
4/12/2021	Crawford	57	13	70
4/12/2021	Delta	108	15	123
4/12/2021	Detroit City	2242	622	2864
4/12/2021	Dickinson	37	5	42
4/12/2021	Eaton	313	58	371
4/12/2021	Emmet	100	16	116
4/12/2021	Genesee	1374	333	1707
4/12/2021	Gladwin	80	18	98
4/12/2021	Gogebic	13	1	14
4/12/2021	Grand Traverse	226	45	271
4/12/2021	Gratiot	100	22	122
4/12/2021	Hillsdale	67	8	75
4/12/2021	Houghton	78	12	90
4/12/2021	Huron	56	15	71
4/12/2021	Ingham	851	218	1069
4/12/2021	Ionia	156	47	203
4/12/2021	Iosco	132	48	180
4/12/2021	Iron	15	0	15
4/12/2021	Isabella	172	33	205
4/12/2021	Jackson	575	126	701
4/12/2021	Kalamazoo	729	120	849
4/12/2021	Kalkaska	73	25	98
4/12/2021	Kent	2638	572	3210
4/12/2021	Keweenaw	4	0	4
4/12/2021	Lake	28	4	32
4/12/2021	Lapeer	204	56	260
4/12/2021	Leelanau	40	2	42

4/12/2021	Lenawee	381	86	467
4/12/2021	Livingston	1063	190	1253
4/12/2021	Luce	8	1	9
4/12/2021	Mackinac	25	2	27
4/12/2021	Macomb	2876	991	3867
4/12/2021	Manistee	52	13	65
4/12/2021	Marquette	183	19	202
4/12/2021	Mason	157	39	196
4/12/2021	Mecosta	48	19	67
4/12/2021	Menominee	67	1	68
4/12/2021	Midland	281	53	334
4/12/2021	Missaukee	37	14	51
4/12/2021	Monroe	641	124	765
4/12/2021	Montcalm	213	50	263
4/12/2021	Montmorency	23	6	29
4/12/2021	Muskegon	523	127	650
4/12/2021	Newaygo	127	28	155
4/12/2021	Oakland	5263	929	6192
4/12/2021	Oceana	102	46	148
4/12/2021	Ogemaw	79	22	101
4/12/2021	Ontonagon	3	0	3
4/12/2021	Osceola	49	24	73
4/12/2021	Oscoda	34	4	38
4/12/2021	Otsego	105	27	132
4/12/2021	Ottawa	777	242	1019
4/12/2021	Presque Isle	36	7	43
4/12/2021	Roscommon	83	12	95
4/12/2021	Saginaw	433	99	532
4/12/2021	Sanilac	87	33	120
4/12/2021	Schoolcraft	7	1	8
4/12/2021	Shiawassee	213	43	256
4/12/2021	St Clair	504	199	703
4/12/2021	St Joseph	75	14	89
4/12/2021	Tuscola	174	66	240
4/12/2021	Unknown	1055	236	1291
4/12/2021	Van Buren	145	37	182
4/12/2021	Washtenaw	11509	346	11855
4/12/2021	Wayne	6164	1256	7420
4/12/2021	Wexford	137	41	178