



Western Michigan University  
ScholarWorks at WMU

---

Cumulative Michigan COVID-19 Data

Michigan COVID-19 State Data

---

4-15-2021

## 2021-04-15\_MichiganOverview\_COVIDstats

Michigan Department of Health & Human Services

Follow this and additional works at: <https://scholarworks.wmich.edu/michigan-covid-data-state-cumulative>



Part of the Public Health Commons

---

### WMU ScholarWorks Citation

Michigan Department of Health & Human Services, "2021-04-15\_MichiganOverview\_COVIDstats" (2021).  
*Cumulative Michigan COVID-19 Data*. 364.

<https://scholarworks.wmich.edu/michigan-covid-data-state-cumulative/364>

This Website is brought to you for free and open access  
by the Michigan COVID-19 State Data at ScholarWorks at  
WMU. It has been accepted for inclusion in Cumulative  
Michigan COVID-19 Data by an authorized administrator  
of ScholarWorks at WMU. For more information, please  
contact [wmu-scholarworks@wmich.edu](mailto:wmu-scholarworks@wmich.edu).



Coronavirus

MI SAFE START

CONTAIN COVID

RESOURCES

PRESS RELEASES

DONATE

VIDEO UPDATES

CORONAVIRUS / MICHIGAN DATA

Michigan Data

Hospitals

Long Term  
Care Facilities

Coronavirus  
Symptoms

Cumulative  
Recovered

Outbreak  
Reporting

School-Related  
Outbreak  
Reporting

Wastewater  
Surveillance

Testing  
Turnaround  
Time

MIS-C Data  
and Reporting

Data and  
Modeling  
Updates

**Note on deaths (04/15/21):** Regular reviews of death certificate data maintained in Vital Records reporting systems are conducted by MDHHS staff three times per week. As a part of this process, records that identify COVID-19 infection as a contributing factor to death are compared against all laboratory confirmed cases of COVID-19 in the Michigan Disease Surveillance System (MDSS). If a death certificate is matched to a confirmed COVID-19 case and that record in the MDSS does not indicate the individual died, the MDSS record is updated to indicate the death and the appropriate local health department is notified. These matched deaths are then included with mortality information posted to the Michigan Coronavirus website. As a result of the most recent assessment, today's data includes **81** additional deaths identified by this methodology.

The State of Michigan is working around the clock to test and treat COVID-19 patients. Below is the most recent data healthcare experts across the state have compiled. It is updated Monday - Saturday.

CURRENT STATUS

DAILY CASES

CUMULATIVE TRENDS

DEMOGRAPHICS

TOTAL TESTING

DIAGNOSTIC TESTING

LEARN MORE

View Cases

View Deaths

View Table

Select Preparedness Region:

All

Select County:

All

This report is provisional and subject to change. City of Detroit and Wayne County are reported separately. MDHHS began tracking probable cases April 5, 2020. FCI indicates federal correctional institute. MDOC indicates Michigan Department of Corrections. Diagnostic tests, including nucleic acid amplification/real-time polymerase chain reaction (NAAIT/RT-PCR) and rapid virus antigen detection point of care (POC) tests, look for current infection. Serology (antibody) tests are used to look for the possibility of previous infection.

Source: Michigan Disease Surveillance System (MDSS) and Vital Records.

COVID-19 Cases by County

Confirmed cases include individuals with a positive diagnostic test for COVID-19. Probable cases include individuals with COVID-19 symptoms and an epidemiologic link to confirmed COVID-19, but no diagnostic test.

Cases by County

21-638

639-2671

2672-9578

9579-101668

101669+

Michigan

Thursday, April 15, 2021

Michigan (Statewide) Case Fatality Rate

2.2%

Current Totals

Case Status	Cases	Deaths
Confirmed	770,822	16,731
Probable	86,952	1,086
Total	857,774	17,817

Laboratory Testing

Test Type	Tests Performed
Diagnostic	12,183,902
Serology	580,013
Total	12,763,915

Microsoft Power BI

< 1 of 7 >

Have questions?  
Chat with Robin

Cases by Hispanic/Latino Ethnicity

https://www.michigan.gov/coronavirus/0,9753,7-406-98163\_98173---,00.html

1/2

Hispanic/Latino Ethnicity	Percentage of Overall Cases by Ethnicity	Percentage of Deceased Cases by Ethnicity
Hispanic/Latino	5.27%	3.13%
Non-Hispanic Latino	69.12%	83.76%
Unknown	25.61%	13.11%

Totals may not add to 100% due to rounding

Cases by Arab Ethnicity		
Arab Ethnicity	Percentage of Overall Cases by Ethnicity	Percentage of Deceased Cases by Ethnicity
Arab	2.73%	1.73%
Non-Arab	49.43%	55.46%
Unknown	47.84%	42.81%

Totals may not add to 100% due to rounding



PUBLIC USE DATASETS 04/15/2021

(Downloadable .xlsx files)

Cases and Deaths by County

Cases and Deaths by County by Date of Onset of Symptoms and Date of Death

Cases by Demographics Statewide

COVID-19 Tests by County

Diagnostic Tests by Result and County

MICHIGAN.GOV HOME  
ADA  
MICHIGAN NEWS  
POLICIES

COPYRIGHT 2021 STATE OF MICHIGAN

# Cumulative Total of Recovered COVID-19 Cases

Cumulative Total of Recovered COVID-19 Cases (as of 04/09/2021): **587,283**

During this response, MDHHS is reviewing vital records statistics to identify any laboratory confirmed COVID-19 cases who are 30 days out from their onset of illness to represent recovery status. As the pandemic continues to impact Michigan, this pool will expand to include more cases. Recovered is defined as the number of persons with a confirmed COVID-19 diagnosis who are alive 30 days post-onset (or referral date if onset is not available). The number of persons recovered on April 9, 2021 represents COVID-19 confirmed individuals with an onset date on or prior to March 10, 2021. If an individual dies from a COVID-related cause >30 days from onset/referral, they are removed from the number of persons recovered. These numbers will be updated every Saturday.

Source: Michigan Disease Surveillance System and Vital Records



Have questions?  
Chat with Robin

[View Cases](#)[View Deaths](#)[View Table](#)

Select Preparedness Region:

All



Select County:

All



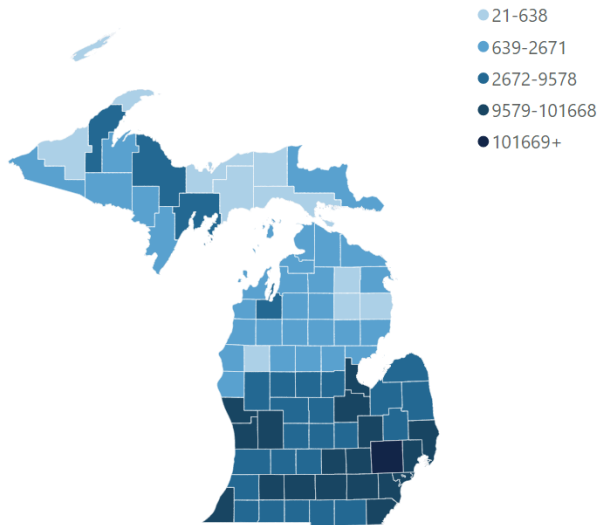
*This report is provisional and subject to change. City of Detroit and Wayne County are reported separately. MDHHS began tracking probable cases April 5, 2020. FCI indicates federal correctional institute. MDOC indicates Michigan Department of Corrections. Diagnostic tests, including nucleic acid amplification/real-time polymerase chain reaction (NAAT/RT-PCR) and rapid virus antigen detection point of care (POC) tests, look for current infection. Serology (antibody) tests are used to look for the possibility of previous infection.*

*Source: Michigan Disease Surveillance System (MDSS) and Vital Records.*

## COVID-19 Cases by County

Confirmed cases include individuals with a positive diagnostic test for COVID-19. Probable cases include individuals with COVID-19 symptoms and an epidemiologic link to confirmed COVID-19, but no diagnostic test.

### Cases by County



## Michigan

Thursday, April 15, 2021

### Michigan (Statewide) Case Fatality Rate

2.2%

### Current Totals

Case Status	Cases	Deaths
Confirmed	770,822	16,731
Probable	86,952	1,086
<b>Total</b>	<b>857,774</b>	<b>17,817</b>

### Laboratory Testing

Test Type	Tests Performed
Diagnostic	12,183,902
Serology	580,013
<b>Total</b>	<b>12,763,915</b>

[View Cases](#)[View Deaths](#)[View Table](#)

Select Preparedness Region:

All

Select County:

All

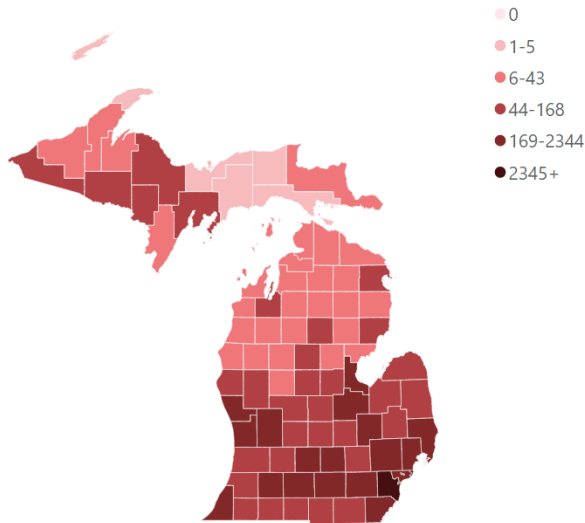
*This report is provisional and subject to change. City of Detroit and Wayne County are reported separately. MDHHS began tracking probable cases April 5, 2020. FCI indicates federal correctional institute. MDOC indicates Michigan Department of Corrections. Diagnostic tests, including nucleic acid amplification/real-time polymerase chain reaction (NAAT/RT-PCR) and rapid virus antigen detection point of care (POC) tests, look for current infection. Serology (antibody) tests are used to look for the possibility of previous infection.*

*Source: Michigan Disease Surveillance System (MDSS) and Vital Records.*

## COVID-19 Deaths by County

Confirmed deaths include individuals who had a confirmed COVID-19 infection and are classified as deceased by the case investigation, have COVID-19 indicated as a cause of death on their death certificate, or who die within 30 days of infection and their manner of death is listed as natural. Probable deaths include individuals who have COVID indicated on their death certificate, but have not had a positive diagnostic test.

### Deaths by County



## Michigan

Thursday, April 15, 2021

### Michigan (Statewide) Case Fatality Rate

2.2%

### Current Totals

Case Status	Cases	Deaths
Confirmed	770,822	16,731
Probable	86,952	1,086
<b>Total</b>	<b>857,774</b>	<b>17,817</b>

### Laboratory Testing

Test Type	Tests Performed
Diagnostic	12,183,902
Serology	580,013
<b>Total</b>	<b>12,763,915</b>

Confirmed Cases

Deaths

View Table

Select Preparedness Region:

All

Select County:

All

Cases are shown by onset date or by lab specimen collection date if onset date was unavailable. Deaths are shown by date of death or date of last status update if date of death was unavailable. Tracking of probable cases and deaths did not begin until April 5, 2020, therefore only probable cases referred for investigation on or after April 5, 2020 are displayed (onset may have been prior).

Notes: FCI indicates federal correctional institute. MDOC indicates Michigan Department of Corrections.

## Daily Cases by Status

The number of daily confirmed cases represent the total number of people who had a positive diagnostic test for COVID-19 by the date of the onset of their symptoms.

Filter by Date:

3/1/2020

4/15/2021

### Cases by Date of Onset

Case Status ● Confirmed ● Probable

10K

8K

6K

4K

2K

0K

Mar 2020

May 2020

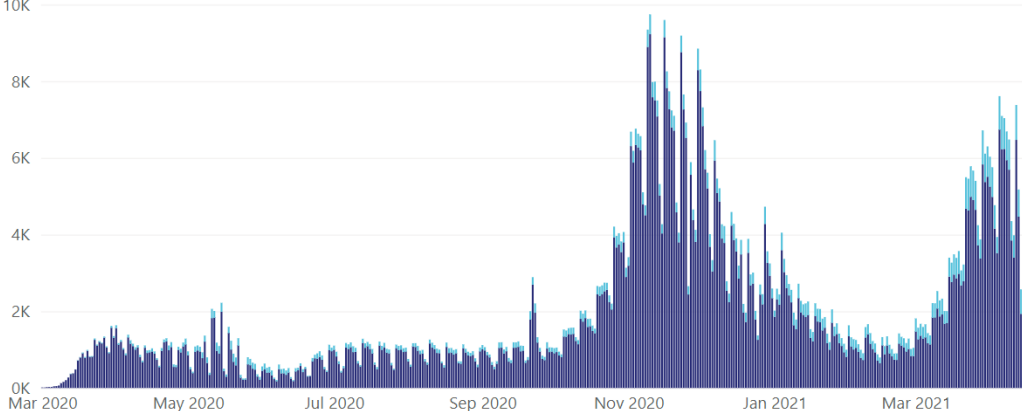
Jul 2020

Sep 2020

Nov 2020

Jan 2021

Mar 2021



Confirmed Cases

Deaths

View Table

Select Preparedness Region:

All

Select County:

All

Cases are shown by onset date or by lab specimen collection date if onset date was unavailable. Deaths are shown by date of death or date of last status update if date of death was unavailable. Tracking of probable cases and deaths did not begin until April 5, 2020, therefore only probable cases referred for investigation on or after April 5, 2020 are displayed (onset may have been prior).

Notes: FCI indicates federal correctional institute. MDOC indicates Michigan Department of Corrections.

## Daily Deaths by Status

Confirmed deaths include individuals who had a confirmed COVID-19 infection and are classified as deceased by the case investigation, have COVID-19 indicated as a cause of death on their death certificate, or who die within 30 days of infection and their manner of death is listed as natural. Data are shown by the date of death.

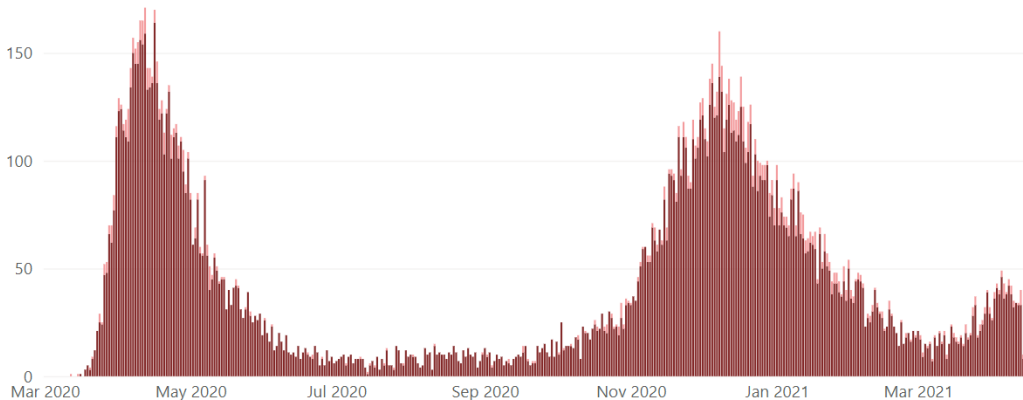
Filter by Date:

3/1/2020

4/15/2021

### Deaths by Date of Death

Case Status ● Confirmed ● Probable



View Table

View Chart

Select Preparedness Region:

All

Select County:

All

Cases are shown by onset date or by lab specimen collection date if onset date was unavailable. Deaths are shown by date of death or date of last status update if date of death was unavailable. Tracking of probable cases and deaths did not begin until April 5, 2020, therefore these data are not displayed by date.

Notes: FCI indicates federal correctional institute. MDOC indicates Michigan Department of Corrections.

## Cumulative Confirmed Cases and Deaths among Confirmed Cases

Cumulative cases represent the total number of people who had a positive diagnostic test for COVID-19. Cases are shown by the date of onset of symptoms. Cumulative Deaths represent the total number of people who had a confirmed COVID-19 infection and are classified as deceased by the case investigation, have COVID-19 indicated as a cause of death on their death certificate, or who die within 30 days of infection and their manner of death is listed as natural. Deaths are shown by date of death.

Filter By Date:

3/1/2020

4/15/2021

### Cumulative Confirmed Cases and Deaths among Confirmed Cases by Date

● Confirmed Cases ● Deaths

0.8M

0.6M

0.4M

0.2M

0.0M

Mar 2020

May 2020

Jul 2020

Sep 2020

Nov 2020

Jan 2021

Mar 2021



## Cases by Demographic Characteristics

Data are suppressed when the number of cases is five or below to protect the confidentiality of individuals. The sum of the cases for individual categories may be fewer than the total number of cases due to data suppression. Rates are not calculated for multiple races, other, and unknown race categories due to the unavailability of an appropriate denominator.

Cases

Deaths

Select case status:

- ☒ Confirmed  
☐ Probable

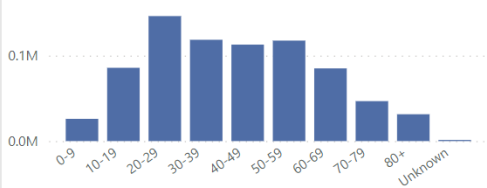
Select Preparedness Region:

All

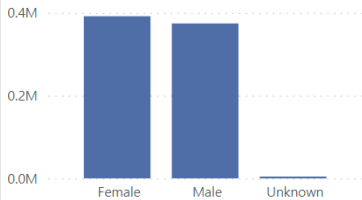
Select county:

All

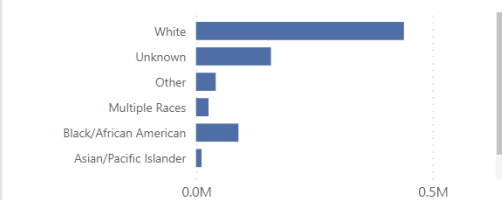
### Cases by Age Group



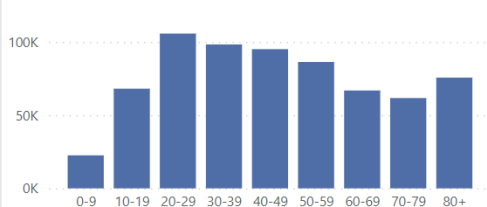
### Cases by Sex



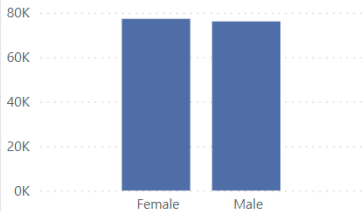
### Cases by Race



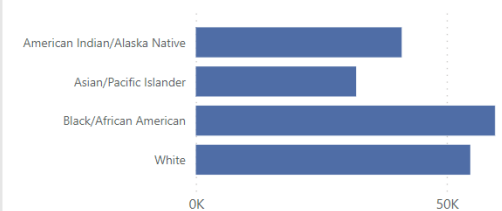
### Cases per Million by Age Group



### Cases per Million by Sex



### Cases per Million by Race



## Cases by Demographic Characteristics

Data are suppressed when the number of cases is five or below to protect the confidentiality of individuals. The sum of the cases for individual categories may be fewer than the total number of cases due to data suppression. Rates are not calculated for multiple races, other, and unknown race categories due to the unavailability of an appropriate denominator.

Cases

Deaths

Select case status:

- ☐ Confirmed  
☒ Probable

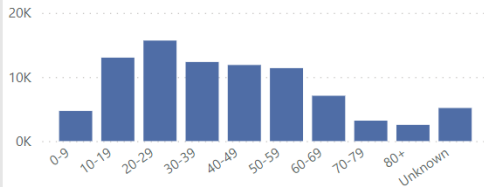
Select Preparedness Region:

All

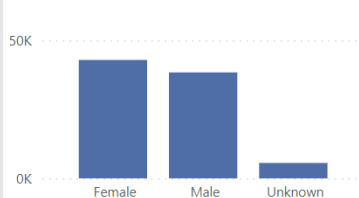
Select county:

All

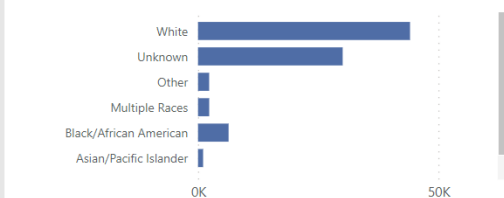
### Cases by Age Group



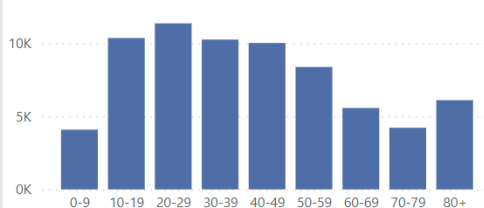
### Cases by Sex



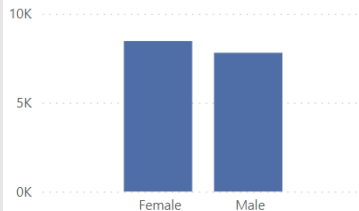
### Cases by Race



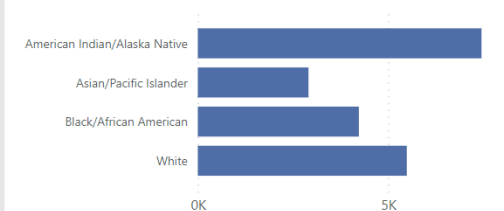
### Cases per Million by Age Group



### Cases per Million by Sex



### Cases per Million by Race



Deaths by Demographic Characteristics

Data are suppressed when the number of deaths is five or below to protect the confidentiality of individuals. The sum of the deaths for individual categories may be fewer than the total number of deaths due to data suppression. Rates are not calculated for multiple races, other, and unknown race categories due to the unavailability of an appropriate denominator.

Cases

Deaths

Select case status:

- ☒ Confirmed  
☐ Probable

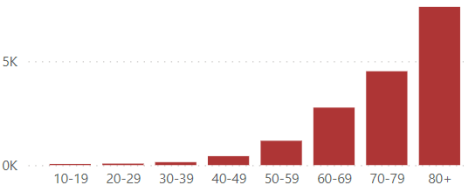
Select Preparedness Region:

All

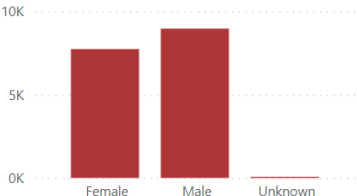
Select county:

All

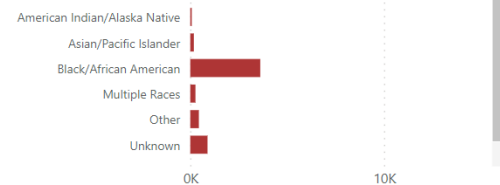
Deaths by Age Group



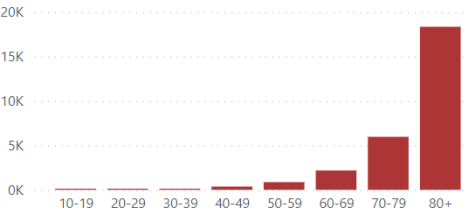
Deaths by Sex



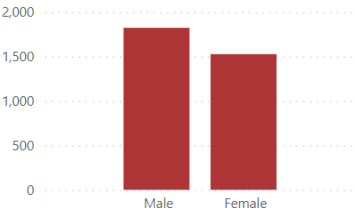
Deaths by Race



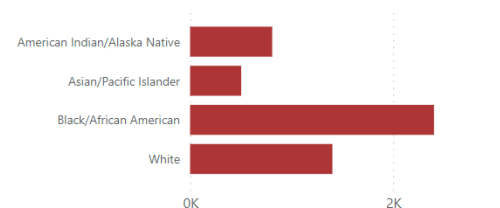
Deaths per Million by Age Group



Deaths per Million by Sex



Deaths per Million by Race



## Deaths by Demographic Characteristics

Data are suppressed when the number of deaths is five or below to protect the confidentiality of individuals. The sum of the deaths for individual categories may be fewer than the total number of deaths due to data suppression. Rates are not calculated for multiple races, other, and unknown race categories due to the unavailability of an appropriate denominator.

Cases

Deaths

Select case status:

☐ Confirmed☒ Probable

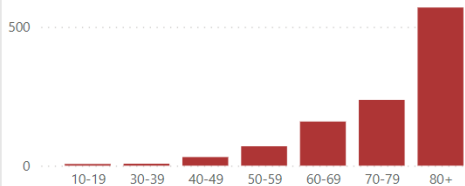
Select Preparedness Region:

All

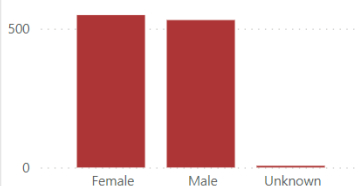
Select county:

All

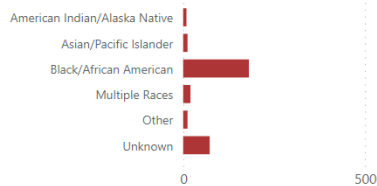
### Deaths by Age Group



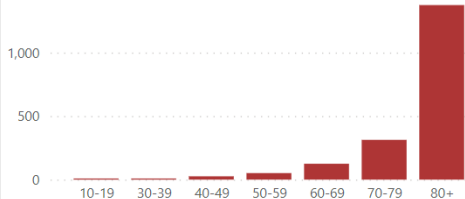
### Deaths by Sex



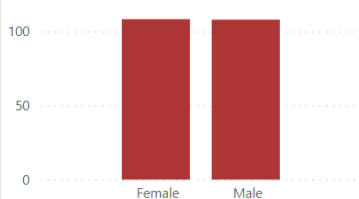
### Deaths by Race



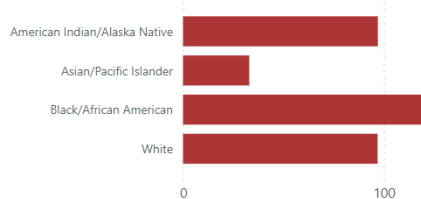
### Deaths per Million by Age Group



### Deaths per Million by Sex



### Deaths per Million by Race



[View Table](#)[View Charts](#)

Select Preparedness Region:

All

Select County:

All

Diagnostic tests are used to find current infection and look for genes or proteins from the severe acute respiratory syndrome coronavirus 2 (SARS-CoV-2), the virus that causes COVID-19. These tests, which are performed as nasal swabs, include: Nucleic acid amplification test/real-time polymerase chain reaction (NAAT/RT-PCR) test and rapid virus antigen detection point of care (POC) tests.

Serology tests are used to look for the possibility of previous infection. Serology tests look for antibodies to SARS-CoV-2 in the blood. There are currently two types of serology tests: the enzyme-linked immunosorbent assay (ELISA) test and the rapid antibody detection POC test. Serology tests do not diagnose disease and do not guarantee immunity, but might provide information about previous infection.

## Total Covid-19 Laboratory Tests

Total testing includes both diagnostic tests which are used to determine if an individual currently has COVID-19 and serology testing which is used to determine if a person has antibodies to Covid-19.

Filter by Date:

3/10/2020

4/14/2021

### Total Laboratory Tests by Type and Date

Test Type ● Diagnostic ● Serology

100K

50K

0K

May 2020

Jul 2020

Sep 2020

Nov 2020

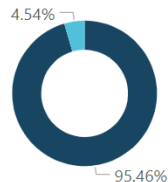
Jan 2021

Mar 2021

### Total Tests Completed to Date

Test Type	Count	Tests per Million Residents
Diagnostic	12,183,902	1,219,472
Serology	580,013	58,053
Total	12,763,915	1,277,525

### Percent of Tests Completed by Type



Test Type

● Diagnostic

● Serology

View Table

View Charts

Select Preparedness Region

All



Select County

All



Diagnostic tests are used to find current infection and look for genes or proteins from the severe acute respiratory syndrome coronavirus 2 (SARS-CoV-2), the virus that causes COVID-19. These tests, which are performed as nasal swabs, include: Nucleic acid amplification test/real-time polymerase chain reaction (NAAT/RT-PCR) test and rapid virus antigen detection point of care (POC) tests. Diagnostic tests do not include serology tests which look for antibodies to SARS-Cov-2 in the blood.

## Diagnostic Covid-19 Laboratory Tests

Diagnostic tests are used to determine if an individual is currently infected with Covid-19.

Filter by Date

3/10/2020

4/14/2021

### Total Laboratory Tests by Type and Date

Test Type ● Negative ● Positive

100K

50K

0K

May 2020

Jul 2020

Sep 2020

Nov 2020

Jan 2021

Mar 2021

### Percent of Diagnostic Tests That Were Positive

Positivity

60%

40%

20%

0%

May 2020

Jul 2020

Sep 2020

Nov 2020

Jan 2021

Mar 2021

### Where does the data come from?

The State of Michigan COVID-19 Dashboard displays the most recent provisional data reported to the Michigan Department of Health and Humans Services (MDHHS) about cases in Michigan by selected demographics and county of residence (City of Detroit and Wayne County are reported separately). Data are reported to MDHHS via the [Michigan Disease Surveillance System \(MDSS\)](#). Provisional Death data are provided by the MDHHS Division for [Vital Records & Health Statistics](#).

### How does MDHHS classify confirmed and probable cases?

Confirmed cases only include individuals who have had a positive diagnostic laboratory test for COVID-19. Probable cases include individuals who have symptoms consistent with COVID-19 and an epidemiologic link to a confirmed case or a positive serology (antibody) test, but do not have a positive diagnostic laboratory test for COVID-19 and individuals with a positive serology (antibody) test for COVID-19 and an epidemiologic link to a confirmed case.

### How does MDHHS classify confirmed and probable deaths?

Confirmed deaths include individuals who meet one or more of the following conditions: 1) Have been identified as a confirmed case and classified as deceased as a result of a case investigation in the Michigan Disease Surveillance System (MDSS). MDSS is the database used by state and local health department to monitor reportable diseases like COVID-19; 2) have been identified as a confirmed case in MDSS had have a death certificate with COVID-19 listed as a cause of death; 3) have been identified as a confirmed case in MDSS and die within 30 days of onset of COVID-19 infection and have a death certificate which classifies their manner death as 'natural'. Probable deaths include individuals who have COVID indicated as a cause of death on their death certificate but have not had a positive diagnostic laboratory test.

### Why do the number of probable cases fluctuate?

The number of probable cases can change daily based on the investigation efforts of the health department. When a probable case is first reported, local and/or state health department staff investigate to determine if the person meets the case definition of probable. As additional information is gathered, the case could be re-classified to confirmed, remain as probable, or be determined as not a case.

### Why do data in the demographics tab not sum to the total number of cases for a county or region?

Data are not shown whenever the number of cases for a particular demographic category is fewer than six to protect the confidentiality of individuals. Rates are not calculated for other, multiple, and unknown race because an appropriate population denominator is not available for these categories at the county level.

### Where can I get more information about COVID-19?

Visit <https://www.michigan.gov/coronavirus> to find information on resources and assistance, answers to frequently asked questions, and the latest updates on Michigan's response to COVID-19. For COVID-19 updates from CDC visit <https://www.cdc.gov/coronavirus/2019-ncov>.

# PUBLIC USE DATASETS

## Cases and Deaths by County

### README

Includes total cases and deaths to date by case status (confirmed or probable) and county. County is based on the county of residence.

Confirmed cases only include individuals who have had a positive diagnostic laboratory test for COVID-19.

Probable cases include individuals who have symptoms consistent with COVID-19 and an epidemiologic link to a confirmed case or a positive serology (antibody) test, but do not have a positive diagnostic laboratory test for COVID-19 and individuals with a positive serology (antibody) test for COVID-19 and an epidemiologic link to a confirmed case.

Confirmed deaths include individuals who meet one or more of the following conditions: 1) Have been identified as a confirmed case and classified as deceased as a result of a case investigation in the Michigan Disease Surveillance System (MDSS). MDSS is the database used by state and local health department to monitor reportable diseases like COVID-19; 2) have been identified as a confirmed case in MDSS had have a death certificate with COVID-19 listed as a cause of death; 3) have been identified as a confirmed case in MDSS and die within 30 days of onset of COVID-19 infection and have a death certificate which classifies their manner death as 'natural'.

Probable deaths include individuals who have COVID indicated as a cause of death on their death certificate but have not had a positive diagnostic laboratory test.

The number of probable cases can change daily based on information obtained through the health department investigation. Probable cases can be re-classified as a confirmed case or determined to not be a case.



# **CASES AND DEATHS BY COUNTY 2021-04-15**

Updated	COUNTY	ConfirmedCases	ConfirmedDeaths	ProbableCases	ProbableDeaths
2021/04/15 14:14:29	Alcona	498	21	120	5
2021/04/15 14:14:29	Alger	298	1	181	4
2021/04/15 14:14:29	Allegan	8424	100	996	24
2021/04/15 14:14:29	Alpena	1512	51	341	1
2021/04/15 14:14:29	Antrim	1140	17	275	5
2021/04/15 14:14:29	Arenac	854	27	99	0
2021/04/15 14:14:29	Baraga	530	33	110	0
2021/04/15 14:14:29	Barry	4364	52	461	2
2021/04/15 14:14:29	Bay	9029	299	550	13
2021/04/15 14:14:29	Benzie	934	31	178	1
2021/04/15 14:14:29	Berrien	12534	240	1224	19
2021/04/15 14:14:29	Branch	3899	87	391	4
2021/04/15 14:14:29	Calhoun	10618	238	1794	17
2021/04/15 14:14:29	Cass	4360	66	573	5
2021/04/15 14:14:29	Charlevoix	1122	15	287	0
2021/04/15 14:14:29	Cheboygan	1275	38	288	0
2021/04/15 14:14:29	Chippewa	952	26	1280	5
2021/04/15 14:14:29	Clare	1729	69	313	1
2021/04/15 14:14:29	Clinton	5435	74	1303	4
2021/04/15 14:14:29	Crawford	819	7	54	0
2021/04/15 14:14:29	Delta	2994	67	564	19
2021/04/15 14:14:29	Dickinson	2295	56	287	16
2021/04/15 14:14:29	Eaton	7850	160	1086	9
2021/04/15 14:14:29	Emmet	1667	39	362	1
2021/04/15 14:14:29	Genesee	28994	759	6668	57
2021/04/15 14:14:29	Gladwin	1646	40	318	3
2021/04/15 14:14:29	Gogebic	991	22	357	28
2021/04/15 14:14:29	Grand Traver	4976	70	704	11
2021/04/15 14:14:29	Gratiot	2775	103	614	4
2021/04/15 14:14:29	Hillsdale	3529	79	364	3
2021/04/15 14:14:29	Houghton	2381	32	582	8
2021/04/15 14:14:29	Huron	2745	63	832	5
2021/04/15 14:14:29	Ingham	20335	317	1762	6
2021/04/15 14:14:29	Ionia	5087	72	84	2
2021/04/15 14:14:29	Iosco	1514	65	179	3
2021/04/15 14:14:29	Iron	901	42	62	9
2021/04/15 14:14:29	Isabella	4551	79	738	1
2021/04/15 14:14:29	Jackson	12808	241	820	7
2021/04/15 14:14:29	Kalamazoo	17247	302	2467	39
2021/04/15 14:14:29	Kalkaska	876	16	62	0
2021/04/15 14:14:29	Kent	58728	698	3915	59
2021/04/15 14:14:29	Keweenaw	132	1	32	1
2021/04/15 14:14:29	Lake	476	11	30	1
2021/04/15 14:14:29	Lapeer	6617	150	1177	1
2021/04/15 14:14:29	Leelanau	936	16	194	0
2021/04/15 14:14:29	Lenawee	7504	133	560	5
2021/04/15 14:14:29	Livingston	12833	147	1585	13

2021/04/15 14:14:29	Luce	156	0	154	1
2021/04/15 14:14:29	Mackinac	359	3	211	0
2021/04/15 14:14:29	Macomb	79263	1987	6732	110
2021/04/15 14:14:29	Manistee	957	18	55	3
2021/04/15 14:14:29	Marquette	3886	56	729	1
2021/04/15 14:14:29	Mason	1626	28	103	0
2021/04/15 14:14:29	Mecosta	2533	25	140	0
2021/04/15 14:14:29	Menominee	1693	39	298	2
2021/04/15 14:14:29	Midland	5750	72	661	3
2021/04/15 14:14:29	Missaukee	1077	12	207	8
2021/04/15 14:14:29	Monroe	11196	210	2224	14
2021/04/15 14:14:29	Montcalm	4346	91	431	2
2021/04/15 14:14:29	Montmorenc	396	17	76	1
2021/04/15 14:14:29	Muskegon	12146	307	383	7
2021/04/15 14:14:29	Newaygo	3603	53	255	2
2021/04/15 14:14:29	Oakland	88235	1999	13435	120
2021/04/15 14:14:29	Oceana	2215	49	104	2
2021/04/15 14:14:29	Ogemaw	1173	34	220	1
2021/04/15 14:14:29	Ontonagon	386	20	56	1
2021/04/15 14:14:29	Osceola	1382	24	205	0
2021/04/15 14:14:29	Oscoda	436	21	95	2
2021/04/15 14:14:29	Otsego	1650	28	330	4
2021/04/15 14:14:29	Ottawa	26065	343	1987	39
2021/04/15 14:14:29	Presque Isle	744	29	137	1
2021/04/15 14:14:29	Roscommon	1437	43	243	2
2021/04/15 14:14:29	Saginaw	17094	530	958	14
2021/04/15 14:14:29	Sanilac	3270	86	433	5
2021/04/15 14:14:29	Schoolcraft	275	4	50	1
2021/04/15 14:14:29	Shiawassee	4855	88	581	2
2021/04/15 14:14:29	St Clair	13184	317	2478	17
2021/04/15 14:14:29	St Joseph	4836	87	649	6
2021/04/15 14:14:29	Tuscola	4251	143	631	10
2021/04/15 14:14:29	Van Buren	5821	94	408	12
2021/04/15 14:14:29	Washtenaw	21627	251	2136	7
2021/04/15 14:14:29	Wayne	88209	2220	7380	125
2021/04/15 14:14:29	Wexford	2218	30	244	3
2021/04/15 14:14:29	MDOC	25394	152	826	3
2021/04/15 14:14:29	FCI	311	5	5	0
2021/04/15 14:14:29	Out-of-State	1662	11	114	2
2021/04/15 14:14:29	Unknown	2	0	19	0
2021/04/15 14:14:29	Detroit City	41389	1933	3346	132

# PUBLIC USE DATASETS

## Cases by Demographics Statewide

### README

Includes the total number of confirmed and probable cases and confirmed and probable deaths to date by demographic characteristics

Confirmed cases only include individuals who have had a positive diagnostic laboratory test for COVID-19.

Probable cases include individuals who have symptoms consistent with COVID-19 and an epidemiologic link to a confirmed case or a positive serology (antibody) test, but do not have a positive diagnostic laboratory test for COVID-19 and individuals with a positive serology (antibody) test for COVID-19 and an epidemiologic link to a confirmed case.

Confirmed deaths include individuals who meet one or more of the following conditions: 1) Have been identified as a confirmed case and classified as deceased as a result of a case investigation in the Michigan Disease Surveillance System (MDSS). MDSS is the database used by state and local health department to monitor reportable diseases like COVID-19; 2) have been identified as a confirmed case in MDSS had have a death certificate with COVID-19 listed as a cause of death; 3) have been identified as a confirmed case in MDSS and die within 30 days of onset of COVID-19 infection and have a death certificate which classifies their manner death as 'natural'.

Probable deaths include individuals who have COVID indicated as a cause of death on their death certificate but have not had a positive diagnostic laboratory test.

The number of probable cases can change daily based on information obtained through the health department investigation. Probable cases can be re-classified as a confirmed case or determined to not be a case.

Data is suppressed when the number of cases or deaths in a single category is between one and five to protect the confidentiality of individuals.

# **CASES BY DEMOGRAPHICS STATEWIDE 2021-04-15**

CASE_STATUS	AgeCat	RaceCat	SEX	Cases	Deaths
Confirmed	0-9	American Indian/Alaska Native	Female	99	0
Confirmed	10-19	American Indian/Alaska Native	Female	253	0
Confirmed	20-29	American Indian/Alaska Native	Female	420	0
Confirmed	30-39	American Indian/Alaska Native	Female	323	Suppressed
Confirmed	40-49	American Indian/Alaska Native	Female	294	Suppressed
Confirmed	50-59	American Indian/Alaska Native	Female	279	Suppressed
Confirmed	60-69	American Indian/Alaska Native	Female	180	9
Confirmed	70-79	American Indian/Alaska Native	Female	98	10
Confirmed	80+	American Indian/Alaska Native	Female	40	7
Confirmed	Unknown	American Indian/Alaska Native	Female	Suppressed	0
Confirmed	0-9	Asian/Pacific Islander	Female	210	0
Confirmed	10-19	Asian/Pacific Islander	Female	682	0
Confirmed	20-29	Asian/Pacific Islander	Female	1290	0
Confirmed	30-39	Asian/Pacific Islander	Female	1069	Suppressed
Confirmed	40-49	Asian/Pacific Islander	Female	961	0
Confirmed	50-59	Asian/Pacific Islander	Female	803	7
Confirmed	60-69	Asian/Pacific Islander	Female	438	10
Confirmed	70-79	Asian/Pacific Islander	Female	217	24
Confirmed	80+	Asian/Pacific Islander	Female	138	36
Confirmed	Unknown	Asian/Pacific Islander	Female	0	0
Confirmed	0-9	Black/African American	Female	1611	Suppressed
Confirmed	10-19	Black/African American	Female	3852	Suppressed
Confirmed	20-29	Black/African American	Female	8961	13
Confirmed	30-39	Black/African American	Female	8033	19
Confirmed	40-49	Black/African American	Female	6647	68
Confirmed	50-59	Black/African American	Female	5888	159
Confirmed	60-69	Black/African American	Female	4759	351
Confirmed	70-79	Black/African American	Female	2734	462
Confirmed	80+	Black/African American	Female	1802	605
Confirmed	Unknown	Black/African American	Female	18	0
Confirmed	0-9	Multiple Races	Female	611	0
Confirmed	10-19	Multiple Races	Female	1891	Suppressed
Confirmed	20-29	Multiple Races	Female	2714	0
Confirmed	30-39	Multiple Races	Female	1974	0
Confirmed	40-49	Multiple Races	Female	2030	Suppressed
Confirmed	50-59	Multiple Races	Female	2073	11
Confirmed	60-69	Multiple Races	Female	1492	13
Confirmed	70-79	Multiple Races	Female	819	30
Confirmed	80+	Multiple Races	Female	524	65
Confirmed	Unknown	Multiple Races	Female	11	0
Confirmed	0-9	Other	Female	1034	0
Confirmed	10-19	Other	Female	2688	Suppressed
Confirmed	20-29	Other	Female	4484	0
Confirmed	30-39	Other	Female	3465	Suppressed
Confirmed	40-49	Other	Female	3188	8
Confirmed	50-59	Other	Female	2550	14
Confirmed	60-69	Other	Female	1531	35

Confirmed	70-79	Other	Female	756	47
Confirmed	80+	Other	Female	534	81
Confirmed	Unknown	Other	Female	9	0
Confirmed	0-9	Unknown	Female	2161	0
Confirmed	10-19	Unknown	Female	8346	0
Confirmed	20-29	Unknown	Female	15775	Suppressed
Confirmed	30-39	Unknown	Female	12752	Suppressed
Confirmed	40-49	Unknown	Female	12852	10
Confirmed	50-59	Unknown	Female	13234	21
Confirmed	60-69	Unknown	Female	7675	59
Confirmed	70-79	Unknown	Female	3381	93
Confirmed	80+	Unknown	Female	2483	250
Confirmed	Unknown	Unknown	Female	114	0
Confirmed	0-9	White	Female	6749	0
Confirmed	10-19	White	Female	25907	Suppressed
Confirmed	20-29	White	Female	41796	16
Confirmed	30-39	White	Female	32108	21
Confirmed	40-49	White	Female	31292	67
Confirmed	50-59	White	Female	33607	216
Confirmed	60-69	White	Female	25866	590
Confirmed	70-79	White	Female	15746	1177
Confirmed	80+	White	Female	13511	3113
Confirmed	Unknown	White	Female	101	0
Confirmed	0-9	American Indian/Alaska Native	Male	94	0
Confirmed	10-19	American Indian/Alaska Native	Male	267	0
Confirmed	20-29	American Indian/Alaska Native	Male	333	0
Confirmed	30-39	American Indian/Alaska Native	Male	292	0
Confirmed	40-49	American Indian/Alaska Native	Male	283	Suppressed
Confirmed	50-59	American Indian/Alaska Native	Male	235	Suppressed
Confirmed	60-69	American Indian/Alaska Native	Male	185	19
Confirmed	70-79	American Indian/Alaska Native	Male	83	13
Confirmed	80+	American Indian/Alaska Native	Male	30	6
Confirmed	Unknown	American Indian/Alaska Native	Male	0	0
Confirmed	0-9	Asian/Pacific Islander	Male	260	0
Confirmed	10-19	Asian/Pacific Islander	Male	681	0
Confirmed	20-29	Asian/Pacific Islander	Male	1456	0
Confirmed	30-39	Asian/Pacific Islander	Male	1058	Suppressed
Confirmed	40-49	Asian/Pacific Islander	Male	838	Suppressed
Confirmed	50-59	Asian/Pacific Islander	Male	759	Suppressed
Confirmed	60-69	Asian/Pacific Islander	Male	430	26
Confirmed	70-79	Asian/Pacific Islander	Male	200	38
Confirmed	80+	Asian/Pacific Islander	Male	95	30
Confirmed	Unknown	Asian/Pacific Islander	Male	Suppressed	0
Confirmed	0-9	Black/African American	Male	1644	0
Confirmed	10-19	Black/African American	Male	3538	Suppressed
Confirmed	20-29	Black/African American	Male	8668	17
Confirmed	30-39	Black/African American	Male	8457	37
Confirmed	40-49	Black/African American	Male	7265	106
Confirmed	50-59	Black/African American	Male	6749	271
Confirmed	60-69	Black/African American	Male	4900	484

Confirmed	70-79	Black/African American	Male	2530	590
Confirmed	80+	Black/African American	Male	1053	423
Confirmed	Unknown	Black/African American	Male	7	0
Confirmed	0-9	Multiple Races	Male	651	Suppressed
Confirmed	10-19	Multiple Races	Male	1902	0
Confirmed	20-29	Multiple Races	Male	2313	0
Confirmed	30-39	Multiple Races	Male	1625	Suppressed
Confirmed	40-49	Multiple Races	Male	1609	Suppressed
Confirmed	50-59	Multiple Races	Male	1644	9
Confirmed	60-69	Multiple Races	Male	1417	39
Confirmed	70-79	Multiple Races	Male	755	38
Confirmed	80+	Multiple Races	Male	323	50
Confirmed	Unknown	Multiple Races	Male	7	0
Confirmed	0-9	Other	Male	1086	0
Confirmed	10-19	Other	Male	2764	0
Confirmed	20-29	Other	Male	4600	Suppressed
Confirmed	30-39	Other	Male	3669	Suppressed
Confirmed	40-49	Other	Male	3439	18
Confirmed	50-59	Other	Male	2893	28
Confirmed	60-69	Other	Male	1660	72
Confirmed	70-79	Other	Male	714	66
Confirmed	80+	Other	Male	318	64
Confirmed	Unknown	Other	Male	6	0
Confirmed	0-9	Unknown	Male	2304	0
Confirmed	10-19	Unknown	Male	7992	0
Confirmed	20-29	Unknown	Male	16151	0
Confirmed	30-39	Unknown	Male	13338	11
Confirmed	40-49	Unknown	Male	12258	22
Confirmed	50-59	Unknown	Male	13157	36
Confirmed	60-69	Unknown	Male	7577	78
Confirmed	70-79	Unknown	Male	2901	136
Confirmed	80+	Unknown	Male	1387	164
Confirmed	Unknown	Unknown	Male	131	0
Confirmed	0-9	White	Male	7369	0
Confirmed	10-19	White	Male	24562	Suppressed
Confirmed	20-29	White	Male	36373	24
Confirmed	30-39	White	Male	29643	42
Confirmed	40-49	White	Male	29178	119
Confirmed	50-59	White	Male	33033	388
Confirmed	60-69	White	Male	26564	980
Confirmed	70-79	White	Male	15631	1787
Confirmed	80+	White	Male	9066	2713
Confirmed	Unknown	White	Male	82	0
Confirmed	0-9	American Indian/Alaska Native	Unknown	Suppressed	0
Confirmed	10-19	American Indian/Alaska Native	Unknown	Suppressed	0
Confirmed	20-29	American Indian/Alaska Native	Unknown	Suppressed	0
Confirmed	30-39	American Indian/Alaska Native	Unknown	Suppressed	0
Confirmed	40-49	American Indian/Alaska Native	Unknown	0	0
Confirmed	50-59	American Indian/Alaska Native	Unknown	Suppressed	0
Confirmed	60-69	American Indian/Alaska Native	Unknown	Suppressed	0

Confirmed	70-79	American Indian/Alaska Native	Unknown	Suppressed	0
Confirmed	80+	American Indian/Alaska Native	Unknown	0	0
Confirmed	Unknown	American Indian/Alaska Native	Unknown	0	0
Confirmed	0-9	Asian/Pacific Islander	Unknown	0	0
Confirmed	10-19	Asian/Pacific Islander	Unknown	7	0
Confirmed	20-29	Asian/Pacific Islander	Unknown	8	0
Confirmed	30-39	Asian/Pacific Islander	Unknown	Suppressed	0
Confirmed	40-49	Asian/Pacific Islander	Unknown	Suppressed	0
Confirmed	50-59	Asian/Pacific Islander	Unknown	Suppressed	0
Confirmed	60-69	Asian/Pacific Islander	Unknown	Suppressed	0
Confirmed	70-79	Asian/Pacific Islander	Unknown	0	0
Confirmed	80+	Asian/Pacific Islander	Unknown	0	0
Confirmed	Unknown	Asian/Pacific Islander	Unknown	0	0
Confirmed	0-9	Black/African American	Unknown	Suppressed	0
Confirmed	10-19	Black/African American	Unknown	12	0
Confirmed	20-29	Black/African American	Unknown	122	0
Confirmed	30-39	Black/African American	Unknown	104	0
Confirmed	40-49	Black/African American	Unknown	110	0
Confirmed	50-59	Black/African American	Unknown	91	0
Confirmed	60-69	Black/African American	Unknown	42	Suppressed
Confirmed	70-79	Black/African American	Unknown	12	Suppressed
Confirmed	80+	Black/African American	Unknown	Suppressed	0
Confirmed	Unknown	Black/African American	Unknown	0	0
Confirmed	0-9	Multiple Races	Unknown	6	0
Confirmed	10-19	Multiple Races	Unknown	12	0
Confirmed	20-29	Multiple Races	Unknown	22	0
Confirmed	30-39	Multiple Races	Unknown	14	0
Confirmed	40-49	Multiple Races	Unknown	16	0
Confirmed	50-59	Multiple Races	Unknown	11	0
Confirmed	60-69	Multiple Races	Unknown	15	0
Confirmed	70-79	Multiple Races	Unknown	6	0
Confirmed	80+	Multiple Races	Unknown	Suppressed	0
Confirmed	Unknown	Multiple Races	Unknown	Suppressed	0
Confirmed	0-9	Other	Unknown	14	0
Confirmed	10-19	Other	Unknown	18	0
Confirmed	20-29	Other	Unknown	38	0
Confirmed	30-39	Other	Unknown	31	0
Confirmed	40-49	Other	Unknown	47	0
Confirmed	50-59	Other	Unknown	28	0
Confirmed	60-69	Other	Unknown	16	0
Confirmed	70-79	Other	Unknown	Suppressed	0
Confirmed	80+	Other	Unknown	9	0
Confirmed	Unknown	Other	Unknown	Suppressed	0
Confirmed	0-9	Unknown	Unknown	83	0
Confirmed	10-19	Unknown	Unknown	257	0
Confirmed	20-29	Unknown	Unknown	517	0
Confirmed	30-39	Unknown	Unknown	371	0
Confirmed	40-49	Unknown	Unknown	379	0
Confirmed	50-59	Unknown	Unknown	355	0
Confirmed	60-69	Unknown	Unknown	196	Suppressed

Confirmed	70-79	Unknown	Unknown	88	Suppressed
Confirmed	80+	Unknown	Unknown	64	Suppressed
Confirmed	Unknown	Unknown	Unknown	60	0
Confirmed	0-9	White	Unknown	21	0
Confirmed	10-19	White	Unknown	126	0
Confirmed	20-29	White	Unknown	228	0
Confirmed	30-39	White	Unknown	214	0
Confirmed	40-49	White	Unknown	197	Suppressed
Confirmed	50-59	White	Unknown	185	0
Confirmed	60-69	White	Unknown	122	0
Confirmed	70-79	White	Unknown	62	Suppressed
Confirmed	80+	White	Unknown	23	Suppressed
Confirmed	Unknown	White	Unknown	Suppressed	0
Probable	0-9	American Indian/Alaska Native	Female	35	0
Probable	10-19	American Indian/Alaska Native	Female	59	0
Probable	20-29	American Indian/Alaska Native	Female	73	0
Probable	30-39	American Indian/Alaska Native	Female	55	0
Probable	40-49	American Indian/Alaska Native	Female	54	0
Probable	50-59	American Indian/Alaska Native	Female	35	0
Probable	60-69	American Indian/Alaska Native	Female	25	0
Probable	70-79	American Indian/Alaska Native	Female	9	0
Probable	80+	American Indian/Alaska Native	Female	Suppressed	Suppressed
Probable	Unknown	American Indian/Alaska Native	Female	Suppressed	0
Probable	0-9	Asian/Pacific Islander	Female	28	0
Probable	10-19	Asian/Pacific Islander	Female	68	0
Probable	20-29	Asian/Pacific Islander	Female	134	0
Probable	30-39	Asian/Pacific Islander	Female	94	0
Probable	40-49	Asian/Pacific Islander	Female	78	0
Probable	50-59	Asian/Pacific Islander	Female	72	0
Probable	60-69	Asian/Pacific Islander	Female	37	Suppressed
Probable	70-79	Asian/Pacific Islander	Female	14	Suppressed
Probable	80+	Asian/Pacific Islander	Female	Suppressed	0
Probable	Unknown	Asian/Pacific Islander	Female	Suppressed	0
Probable	0-9	Black/African American	Female	154	0
Probable	10-19	Black/African American	Female	356	0
Probable	20-29	Black/African American	Female	753	Suppressed
Probable	30-39	Black/African American	Female	658	0
Probable	40-49	Black/African American	Female	534	Suppressed
Probable	50-59	Black/African American	Female	434	10
Probable	60-69	Black/African American	Female	296	17
Probable	70-79	Black/African American	Female	109	16
Probable	80+	Black/African American	Female	79	34
Probable	Unknown	Black/African American	Female	27	Suppressed
Probable	0-9	Multiple Races	Female	110	0
Probable	10-19	Multiple Races	Female	238	0
Probable	20-29	Multiple Races	Female	217	0
Probable	30-39	Multiple Races	Female	138	0
Probable	40-49	Multiple Races	Female	145	0
Probable	50-59	Multiple Races	Female	141	Suppressed
Probable	60-69	Multiple Races	Female	98	Suppressed



Probable	70-79	Multiple Races	Female	42	0
Probable	80+	Multiple Races	Female	30	7
Probable	Unknown	Multiple Races	Female	50	0
Probable	0-9	Other	Female	78	0
Probable	10-19	Other	Female	182	0
Probable	20-29	Other	Female	248	0
Probable	30-39	Other	Female	196	0
Probable	40-49	Other	Female	173	0
Probable	50-59	Other	Female	123	Suppressed
Probable	60-69	Other	Female	71	Suppressed
Probable	70-79	Other	Female	29	0
Probable	80+	Other	Female	12	Suppressed
Probable	Unknown	Other	Female	18	0
Probable	0-9	Unknown	Female	523	0
Probable	10-19	Unknown	Female	1684	0
Probable	20-29	Unknown	Female	2460	0
Probable	30-39	Unknown	Female	1776	0
Probable	40-49	Unknown	Female	1834	Suppressed
Probable	50-59	Unknown	Female	1719	Suppressed
Probable	60-69	Unknown	Female	1128	Suppressed
Probable	70-79	Unknown	Female	422	Suppressed
Probable	80+	Unknown	Female	271	25
Probable	Unknown	Unknown	Female	1314	0
Probable	0-9	White	Female	1275	0
Probable	10-19	White	Female	3636	Suppressed
Probable	20-29	White	Female	4070	Suppressed
Probable	30-39	White	Female	3279	Suppressed
Probable	40-49	White	Female	3224	7
Probable	50-59	White	Female	3122	18
Probable	60-69	White	Female	1970	36
Probable	70-79	White	Female	1029	75
Probable	80+	White	Female	1207	273
Probable	Unknown	White	Female	371	Suppressed
Probable	0-9	American Indian/Alaska Native	Male	31	0
Probable	10-19	American Indian/Alaska Native	Male	76	0
Probable	20-29	American Indian/Alaska Native	Male	59	0
Probable	30-39	American Indian/Alaska Native	Male	52	0
Probable	40-49	American Indian/Alaska Native	Male	41	0
Probable	50-59	American Indian/Alaska Native	Male	43	0
Probable	60-69	American Indian/Alaska Native	Male	21	Suppressed
Probable	70-79	American Indian/Alaska Native	Male	7	Suppressed
Probable	80+	American Indian/Alaska Native	Male	Suppressed	Suppressed
Probable	Unknown	American Indian/Alaska Native	Male	Suppressed	0
Probable	0-9	Asian/Pacific Islander	Male	39	0
Probable	10-19	Asian/Pacific Islander	Male	71	0
Probable	20-29	Asian/Pacific Islander	Male	134	0
Probable	30-39	Asian/Pacific Islander	Male	105	Suppressed
Probable	40-49	Asian/Pacific Islander	Male	70	0
Probable	50-59	Asian/Pacific Islander	Male	52	Suppressed
Probable	60-69	Asian/Pacific Islander	Male	23	Suppressed

Probable	70-79	Asian/Pacific Islander	Male	7	Suppressed
Probable	80+	Asian/Pacific Islander	Male	7	Suppressed
Probable	Unknown	Asian/Pacific Islander	Male	Suppressed	0
Probable	0-9	Black/African American	Male	165	0
Probable	10-19	Black/African American	Male	376	Suppressed
Probable	20-29	Black/African American	Male	587	0
Probable	30-39	Black/African American	Male	555	Suppressed
Probable	40-49	Black/African American	Male	442	8
Probable	50-59	Black/African American	Male	399	11
Probable	60-69	Black/African American	Male	243	25
Probable	70-79	Black/African American	Male	94	32
Probable	80+	Black/African American	Male	39	21
Probable	Unknown	Black/African American	Male	15	0
Probable	0-9	Multiple Races	Male	99	0
Probable	10-19	Multiple Races	Male	232	0
Probable	20-29	Multiple Races	Male	167	0
Probable	30-39	Multiple Races	Male	120	0
Probable	40-49	Multiple Races	Male	134	Suppressed
Probable	50-59	Multiple Races	Male	109	0
Probable	60-69	Multiple Races	Male	79	Suppressed
Probable	70-79	Multiple Races	Male	37	Suppressed
Probable	80+	Multiple Races	Male	17	7
Probable	Unknown	Multiple Races	Male	49	0
Probable	0-9	Other	Male	75	0
Probable	10-19	Other	Male	214	0
Probable	20-29	Other	Male	244	0
Probable	30-39	Other	Male	204	0
Probable	40-49	Other	Male	186	Suppressed
Probable	50-59	Other	Male	116	Suppressed
Probable	60-69	Other	Male	71	Suppressed
Probable	70-79	Other	Male	28	Suppressed
Probable	80+	Other	Male	8	Suppressed
Probable	Unknown	Other	Male	15	0
Probable	0-9	Unknown	Male	520	0
Probable	10-19	Unknown	Male	1710	Suppressed
Probable	20-29	Unknown	Male	2266	0
Probable	30-39	Unknown	Male	1741	Suppressed
Probable	40-49	Unknown	Male	1595	Suppressed
Probable	50-59	Unknown	Male	1635	Suppressed
Probable	60-69	Unknown	Male	899	Suppressed
Probable	70-79	Unknown	Male	335	8
Probable	80+	Unknown	Male	163	16
Probable	Unknown	Unknown	Male	1112	0
Probable	0-9	White	Male	1352	Suppressed
Probable	10-19	White	Male	3568	0
Probable	20-29	White	Male	3549	Suppressed
Probable	30-39	White	Male	2766	Suppressed
Probable	40-49	White	Male	2723	7
Probable	50-59	White	Male	2856	20
Probable	60-69	White	Male	1819	60

Probable	70-79	White	Male	893	94
Probable	80+	White	Male	635	177
Probable	Unknown	White	Male	314	0
Probable	0-9	American Indian/Alaska Native	Unknown	0	0
Probable	10-19	American Indian/Alaska Native	Unknown	0	0
Probable	20-29	American Indian/Alaska Native	Unknown	Suppressed	0
Probable	30-39	American Indian/Alaska Native	Unknown	0	0
Probable	40-49	American Indian/Alaska Native	Unknown	Suppressed	0
Probable	50-59	American Indian/Alaska Native	Unknown	Suppressed	0
Probable	60-69	American Indian/Alaska Native	Unknown	0	0
Probable	70-79	American Indian/Alaska Native	Unknown	0	0
Probable	80+	American Indian/Alaska Native	Unknown	0	0
Probable	Unknown	American Indian/Alaska Native	Unknown	Suppressed	0
Probable	0-9	Asian/Pacific Islander	Unknown	Suppressed	0
Probable	10-19	Asian/Pacific Islander	Unknown	Suppressed	0
Probable	20-29	Asian/Pacific Islander	Unknown	Suppressed	0
Probable	30-39	Asian/Pacific Islander	Unknown	Suppressed	0
Probable	40-49	Asian/Pacific Islander	Unknown	Suppressed	0
Probable	50-59	Asian/Pacific Islander	Unknown	Suppressed	0
Probable	60-69	Asian/Pacific Islander	Unknown	0	0
Probable	70-79	Asian/Pacific Islander	Unknown	0	0
Probable	80+	Asian/Pacific Islander	Unknown	0	0
Probable	Unknown	Asian/Pacific Islander	Unknown	Suppressed	0
Probable	0-9	Black/African American	Unknown	Suppressed	0
Probable	10-19	Black/African American	Unknown	7	0
Probable	20-29	Black/African American	Unknown	8	0
Probable	30-39	Black/African American	Unknown	Suppressed	0
Probable	40-49	Black/African American	Unknown	6	0
Probable	50-59	Black/African American	Unknown	6	0
Probable	60-69	Black/African American	Unknown	Suppressed	0
Probable	70-79	Black/African American	Unknown	Suppressed	0
Probable	80+	Black/African American	Unknown	0	0
Probable	Unknown	Black/African American	Unknown	6	0
Probable	0-9	Multiple Races	Unknown	Suppressed	0
Probable	10-19	Multiple Races	Unknown	16	0
Probable	20-29	Multiple Races	Unknown	10	0
Probable	30-39	Multiple Races	Unknown	15	0
Probable	40-49	Multiple Races	Unknown	8	0
Probable	50-59	Multiple Races	Unknown	8	0
Probable	60-69	Multiple Races	Unknown	Suppressed	0
Probable	70-79	Multiple Races	Unknown	0	0
Probable	80+	Multiple Races	Unknown	0	0
Probable	Unknown	Multiple Races	Unknown	11	0
Probable	0-9	Other	Unknown	Suppressed	0
Probable	10-19	Other	Unknown	Suppressed	0
Probable	20-29	Other	Unknown	Suppressed	0
Probable	30-39	Other	Unknown	Suppressed	0
Probable	40-49	Other	Unknown	Suppressed	0
Probable	50-59	Other	Unknown	Suppressed	0
Probable	60-69	Other	Unknown	Suppressed	0

Probable	70-79	Other	Unknown	0	0
Probable	80+	Other	Unknown	0	0
Probable	Unknown	Other	Unknown	0	0
Probable	0-9	Unknown	Unknown	172	0
Probable	10-19	Unknown	Unknown	429	Suppressed
Probable	20-29	Unknown	Unknown	646	0
Probable	30-39	Unknown	Unknown	525	0
Probable	40-49	Unknown	Unknown	555	Suppressed
Probable	50-59	Unknown	Unknown	447	Suppressed
Probable	60-69	Unknown	Unknown	264	0
Probable	70-79	Unknown	Unknown	109	Suppressed
Probable	80+	Unknown	Unknown	39	Suppressed
Probable	Unknown	Unknown	Unknown	1803	0
Probable	0-9	White	Unknown	34	0
Probable	10-19	White	Unknown	91	0
Probable	20-29	White	Unknown	55	0
Probable	30-39	White	Unknown	53	0
Probable	40-49	White	Unknown	60	0
Probable	50-59	White	Unknown	60	0
Probable	60-69	White	Unknown	23	Suppressed
Probable	70-79	White	Unknown	23	0
Probable	80+	White	Unknown	9	0
Probable	Unknown	White	Unknown	44	0

# PUBLIC USE DATASETS

## COVID-19 Tests by County

### README

Data includes tests by type (diagnostic, serology or total combined) by county.

Diagnostic tests are used to find current infection and look for genes or proteins from the severe acute respiratory syndrome coronavirus 2 (SARS-CoV-2), the virus that causes COVID-19. These tests, which are performed as nasal swabs, include: Nucleic acid amplification test/real-time polymerase chain reaction (NAAT/RT-PCR) test and rapid virus antigen detection point of care (POC) tests.

Serology tests are used to look for the possibility of previous infection. Serology tests look for antibodies to SARS-CoV-2 in the blood. There are currently two types of serology tests: the enzyme-linked immunosorbent assay (ELISA) test and the rapid antibody detection POC test. Serology tests do not diagnose disease and do not guarantee immunity, but might provide information about previous infection.

Correctional includes state and federal prisons and county and city detection facilities.

Testing data represents total tests performed, not individuals tested. A single individual may have more than one test completed.

# COVID-19 TESTS BY COUNTY 2021-04-15

Updated	COUNTY	TestType	Count	RatePerMillion
2021/04/15 14:14:43	Alcona	Diagnostic	6500	624700
2021/04/15 14:14:43	Alcona	Serology	171	16434
2021/04/15 14:14:43	Alcona	Total	6671	641134
2021/04/15 14:14:43	Alger	Diagnostic	7842	861001
2021/04/15 14:14:43	Alger	Serology	370	40624
2021/04/15 14:14:43	Alger	Total	8212	901625
2021/04/15 14:14:43	Allegan	Serology	2927	24788
2021/04/15 14:14:43	Allegan	Diagnostic	109413	926593
2021/04/15 14:14:43	Allegan	Total	112340	951381
2021/04/15 14:14:43	Alpena	Diagnostic	18864	664108
2021/04/15 14:14:43	Alpena	Serology	737	25946
2021/04/15 14:14:43	Alpena	Total	19601	690055
2021/04/15 14:14:43	Antrim	Serology	795	34085
2021/04/15 14:14:43	Antrim	Diagnostic	20727	888655
2021/04/15 14:14:43	Antrim	Total	21522	922741
2021/04/15 14:14:43	Arenac	Diagnostic	14423	969092
2021/04/15 14:14:43	Arenac	Serology	479	32184
2021/04/15 14:14:43	Arenac	Total	14902	1001277
2021/04/15 14:14:43	Baraga	Diagnostic	7858	957242
2021/04/15 14:14:43	Baraga	Serology	59	7187
2021/04/15 14:14:43	Baraga	Total	7917	964429
2021/04/15 14:14:43	Barry	Diagnostic	54590	886921
2021/04/15 14:14:43	Barry	Serology	1900	30869
2021/04/15 14:14:43	Barry	Total	56490	917790
2021/04/15 14:14:43	Bay	Serology	7163	69459
2021/04/15 14:14:43	Bay	Diagnostic	117155	1136037
2021/04/15 14:14:43	Bay	Total	124318	1205496
2021/04/15 14:14:43	Benzie	Diagnostic	11940	672070
2021/04/15 14:14:43	Benzie	Serology	765	43060
2021/04/15 14:14:43	Benzie	Total	12705	715130
2021/04/15 14:14:43	Berrien	Diagnostic	221883	1446425
2021/04/15 14:14:43	Berrien	Serology	5911	38533
2021/04/15 14:14:43	Berrien	Total	227794	1484958
2021/04/15 14:14:43	Branch	Diagnostic	38520	885171
2021/04/15 14:14:43	Branch	Serology	536	12317
2021/04/15 14:14:43	Branch	Total	39056	897488
2021/04/15 14:14:43	Calhoun	Diagnostic	184889	1378133
2021/04/15 14:14:43	Calhoun	Serology	1785	13305
2021/04/15 14:14:43	Calhoun	Total	186674	1391439
2021/04/15 14:14:43	Cass	Diagnostic	37346	721146
2021/04/15 14:14:43	Cass	Serology	731	14116
2021/04/15 14:14:43	Cass	Total	38077	735262
2021/04/15 14:14:43	Charlevoix	Diagnostic	21448	820411
2021/04/15 14:14:43	Charlevoix	Serology	1106	42306
2021/04/15 14:14:43	Charlevoix	Total	22554	862717
2021/04/15 14:14:43	Cheboygan	Diagnostic	14596	577465
2021/04/15 14:14:43	Cheboygan	Serology	607	24015

2021/04/15 14:14:43	Cheboygan	Total	15203	601480
2021/04/15 14:14:43	Chippewa	Diagnostic	23813	637581
2021/04/15 14:14:43	Chippewa	Serology	320	8568
2021/04/15 14:14:43	Chippewa	Total	24133	646148
2021/04/15 14:14:43	Clare	Diagnostic	20854	673796
2021/04/15 14:14:43	Clare	Serology	1013	32730
2021/04/15 14:14:43	Clare	Total	21867	706527
2021/04/15 14:14:43	Clinton	Diagnostic	55137	692719
2021/04/15 14:14:43	Clinton	Serology	4042	50782
2021/04/15 14:14:43	Clinton	Total	59179	743501
2021/04/15 14:14:43	Correctional	Serology	25209	
2021/04/15 14:14:43	Correctional	Diagnostic	764922	
2021/04/15 14:14:43	Correctional	Total	790131	
2021/04/15 14:14:43	Crawford	Diagnostic	9901	705752
2021/04/15 14:14:43	Crawford	Serology	357	25447
2021/04/15 14:14:43	Crawford	Total	10258	731200
2021/04/15 14:14:43	Delta	Diagnostic	38790	1084004
2021/04/15 14:14:43	Delta	Serology	828	23139
2021/04/15 14:14:43	Delta	Total	39618	1107143
2021/04/15 14:14:43	Detroit City	Serology	26188	40301
2021/04/15 14:14:43	Detroit City	Diagnostic	732585	1127394
2021/04/15 14:14:43	Detroit City	Total	758773	1167695
2021/04/15 14:14:43	Dickinson	Diagnostic	17863	707754
2021/04/15 14:14:43	Dickinson	Serology	168	6656
2021/04/15 14:14:43	Dickinson	Total	18031	714410
2021/04/15 14:14:43	Eaton	Diagnostic	118340	1073203
2021/04/15 14:14:43	Eaton	Serology	6053	54894
2021/04/15 14:14:43	Eaton	Total	124393	1128097
2021/04/15 14:14:43	Emmet	Diagnostic	28036	839024
2021/04/15 14:14:43	Emmet	Serology	1520	45489
2021/04/15 14:14:43	Emmet	Total	29556	884513
2021/04/15 14:14:43	Genesee	Diagnostic	362036	892125
2021/04/15 14:14:43	Genesee	Serology	19607	48315
2021/04/15 14:14:43	Genesee	Total	381643	940441
2021/04/15 14:14:43	Gladwin	Diagnostic	18100	711226
2021/04/15 14:14:43	Gladwin	Serology	1179	46328
2021/04/15 14:14:43	Gladwin	Total	19279	757554
2021/04/15 14:14:43	Gogebic	Diagnostic	17582	1258104
2021/04/15 14:14:43	Gogebic	Serology	258	18462
2021/04/15 14:14:43	Gogebic	Total	17840	1276565
2021/04/15 14:14:43	Grand Traverse	Serology	6711	72093
2021/04/15 14:14:43	Grand Traverse	Diagnostic	82336	884496
2021/04/15 14:14:43	Grand Traverse	Total	89047	956589
2021/04/15 14:14:43	Gratiot	Serology	1112	27314
2021/04/15 14:14:43	Gratiot	Diagnostic	53449	1312888
2021/04/15 14:14:43	Gratiot	Total	54561	1340203
2021/04/15 14:14:43	Hillsdale	Serology	991	21730
2021/04/15 14:14:43	Hillsdale	Diagnostic	42504	932003
2021/04/15 14:14:43	Hillsdale	Total	43495	953733
2021/04/15 14:14:43	Houghton	Diagnostic	44872	1257482

2021/04/15 14:14:43	Houghton	Serology	262	7342
2021/04/15 14:14:43	Houghton	Total	45134	1264825
2021/04/15 14:14:43	Huron	Serology	750	24208
2021/04/15 14:14:43	Huron	Diagnostic	27963	902585
2021/04/15 14:14:43	Huron	Total	28713	926794
2021/04/15 14:14:43	Ingham	Diagnostic	320390	1095703
2021/04/15 14:14:43	Ingham	Serology	19468	66579
2021/04/15 14:14:43	Ingham	Total	339858	1162281
2021/04/15 14:14:43	Ionia	Diagnostic	72961	1127734
2021/04/15 14:14:43	Ionia	Serology	2247	34731
2021/04/15 14:14:43	Ionia	Total	75208	1162465
2021/04/15 14:14:43	Iosco	Diagnostic	23523	936164
2021/04/15 14:14:43	Iosco	Serology	607	24157
2021/04/15 14:14:43	Iosco	Total	24130	960322
2021/04/15 14:14:43	Iron	Diagnostic	24243	2190765
2021/04/15 14:14:43	Iron	Serology	128	11567
2021/04/15 14:14:43	Iron	Total	24371	2202331
2021/04/15 14:14:43	Isabella	Diagnostic	53940	771983
2021/04/15 14:14:43	Isabella	Serology	1417	20280
2021/04/15 14:14:43	Isabella	Total	55357	792263
2021/04/15 14:14:43	Jackson	Diagnostic	205746	1298000
2021/04/15 14:14:43	Jackson	Serology	3699	23336
2021/04/15 14:14:43	Jackson	Total	209445	1321336
2021/04/15 14:14:43	Kalamazoo	Diagnostic	283700	1070299
2021/04/15 14:14:43	Kalamazoo	Serology	7076	26695
2021/04/15 14:14:43	Kalamazoo	Total	290776	1096995
2021/04/15 14:14:43	Kalkaska	Diagnostic	15913	882193
2021/04/15 14:14:43	Kalkaska	Serology	803	44517
2021/04/15 14:14:43	Kalkaska	Total	16716	926710
2021/04/15 14:14:43	Kent	Diagnostic	833960	1269432
2021/04/15 14:14:43	Kent	Serology	46099	70171
2021/04/15 14:14:43	Kent	Total	880059	1339603
2021/04/15 14:14:43	Keweenaw	Diagnostic	2123	1003308
2021/04/15 14:14:43	Keweenaw	Serology	31	14650
2021/04/15 14:14:43	Keweenaw	Total	2154	1017958
2021/04/15 14:14:43	Lake	Serology	214	18055
2021/04/15 14:14:43	Lake	Diagnostic	10634	897157
2021/04/15 14:14:43	Lake	Total	10848	915211
2021/04/15 14:14:43	Lapeer	Serology	3380	38581
2021/04/15 14:14:43	Lapeer	Diagnostic	62903	718013
2021/04/15 14:14:43	Lapeer	Total	66283	756595
2021/04/15 14:14:43	Leelanau	Diagnostic	11885	546161
2021/04/15 14:14:43	Leelanau	Serology	1070	49171
2021/04/15 14:14:43	Leelanau	Total	12955	595331
2021/04/15 14:14:43	Lenawee	Diagnostic	118960	1208317
2021/04/15 14:14:43	Lenawee	Serology	2097	21300
2021/04/15 14:14:43	Lenawee	Total	121057	1229617
2021/04/15 14:14:43	Livingston	Serology	7758	40407
2021/04/15 14:14:43	Livingston	Diagnostic	190731	993416
2021/04/15 14:14:43	Livingston	Total	198489	1033824



2021/04/15 14:14:43	Luce	Diagnostic	5347	858404
2021/04/15 14:14:43	Luce	Serology	37	5940
2021/04/15 14:14:43	Luce	Total	5384	864344
2021/04/15 14:14:43	Mackinac	Diagnostic	8008	741550
2021/04/15 14:14:43	Mackinac	Serology	137	12686
2021/04/15 14:14:43	Mackinac	Total	8145	754237
2021/04/15 14:14:43	Macomb	Diagnostic	834067	954341
2021/04/15 14:14:43	Macomb	Serology	59085	67605
2021/04/15 14:14:43	Macomb	Total	893152	1021946
2021/04/15 14:14:43	Manistee	Serology	950	38684
2021/04/15 14:14:43	Manistee	Diagnostic	18127	738130
2021/04/15 14:14:43	Manistee	Total	19077	776814
2021/04/15 14:14:43	Marquette	Serology	1331	19955
2021/04/15 14:14:43	Marquette	Diagnostic	122730	1840058
2021/04/15 14:14:43	Marquette	Total	124061	1860013
2021/04/15 14:14:43	Mason	Serology	994	34107
2021/04/15 14:14:43	Mason	Diagnostic	30682	1052772
2021/04/15 14:14:43	Mason	Total	31676	1086879
2021/04/15 14:14:43	Mecosta	Serology	987	22714
2021/04/15 14:14:43	Mecosta	Diagnostic	37028	852139
2021/04/15 14:14:43	Mecosta	Total	38015	874853
2021/04/15 14:14:43	Menominee	Diagnostic	23262	1021159
2021/04/15 14:14:43	Menominee	Serology	144	6321
2021/04/15 14:14:43	Menominee	Total	23406	1027480
2021/04/15 14:14:43	Midland	Serology	7502	90216
2021/04/15 14:14:43	Midland	Diagnostic	60466	727139
2021/04/15 14:14:43	Midland	Total	67968	817355
2021/04/15 14:14:43	Missaukee	Serology	636	42069
2021/04/15 14:14:43	Missaukee	Diagnostic	9990	660802
2021/04/15 14:14:43	Missaukee	Total	10626	702871
2021/04/15 14:14:43	Monroe	Diagnostic	147727	981575
2021/04/15 14:14:43	Monroe	Serology	5738	38126
2021/04/15 14:14:43	Monroe	Total	153465	1019701
2021/04/15 14:14:43	Montcalm	Diagnostic	72772	1139056
2021/04/15 14:14:43	Montcalm	Serology	2368	37065
2021/04/15 14:14:43	Montcalm	Total	75140	1176121
2021/04/15 14:14:43	Montmorency	Diagnostic	7070	757933
2021/04/15 14:14:43	Montmorency	Serology	387	41488
2021/04/15 14:14:43	Montmorency	Total	7457	799421
2021/04/15 14:14:43	Muskegon	Diagnostic	191091	1100970
2021/04/15 14:14:43	Muskegon	Serology	3596	20718
2021/04/15 14:14:43	Muskegon	Total	194687	1121689
2021/04/15 14:14:43	Newaygo	Diagnostic	41300	843201
2021/04/15 14:14:43	Newaygo	Serology	1695	34606
2021/04/15 14:14:43	Newaygo	Total	42995	877807
2021/04/15 14:14:43	Oakland	Serology	111361	88552
2021/04/15 14:14:43	Oakland	Diagnostic	1302489	1035707
2021/04/15 14:14:43	Oakland	Total	1413850	1124259
2021/04/15 14:14:43	Oceana	Diagnostic	32638	1233158
2021/04/15 14:14:43	Oceana	Serology	862	32569

2021/04/15 14:14:43	Oceana	Total	33500	1265727
2021/04/15 14:14:43	Ogemaw	Serology	571	27194
2021/04/15 14:14:43	Ogemaw	Diagnostic	17166	817545
2021/04/15 14:14:43	Ogemaw	Total	17737	844740
2021/04/15 14:14:43	Ontonagon	Diagnostic	7111	1243182
2021/04/15 14:14:43	Ontonagon	Serology	70	12238
2021/04/15 14:14:43	Ontonagon	Total	7181	1255420
2021/04/15 14:14:43	Osceola	Serology	976	41603
2021/04/15 14:14:43	Osceola	Diagnostic	23041	982140
2021/04/15 14:14:43	Osceola	Total	24017	1023743
2021/04/15 14:14:43	Oscoda	Serology	381	46232
2021/04/15 14:14:43	Oscoda	Diagnostic	5119	621162
2021/04/15 14:14:43	Oscoda	Total	5500	667395
2021/04/15 14:14:43	Otsego	Serology	930	37701
2021/04/15 14:14:43	Otsego	Diagnostic	19971	809591
2021/04/15 14:14:43	Otsego	Total	20901	847292
2021/04/15 14:14:43	Ottawa	Serology	14353	49183
2021/04/15 14:14:43	Ottawa	Diagnostic	351913	1205884
2021/04/15 14:14:43	Ottawa	Total	366266	1255066
2021/04/15 14:14:43	Presque Isle	Diagnostic	9719	771839
2021/04/15 14:14:43	Presque Isle	Serology	546	43361
2021/04/15 14:14:43	Presque Isle	Total	10265	815200
2021/04/15 14:14:43	Roscommon	Diagnostic	17920	746076
2021/04/15 14:14:43	Roscommon	Serology	692	28811
2021/04/15 14:14:43	Roscommon	Total	18612	774887
2021/04/15 14:14:43	Saginaw	Diagnostic	232456	1219992
2021/04/15 14:14:43	Saginaw	Serology	9457	49633
2021/04/15 14:14:43	Saginaw	Total	241913	1269625
2021/04/15 14:14:43	Sanilac	Diagnostic	48549	1179232
2021/04/15 14:14:43	Sanilac	Serology	1331	32329
2021/04/15 14:14:43	Sanilac	Total	49880	1211562
2021/04/15 14:14:43	Schoolcraft	Serology	65	8031
2021/04/15 14:14:43	Schoolcraft	Diagnostic	6056	748209
2021/04/15 14:14:43	Schoolcraft	Total	6121	756239
2021/04/15 14:14:43	Shiawassee	Diagnostic	63965	938977
2021/04/15 14:14:43	Shiawassee	Serology	2501	36714
2021/04/15 14:14:43	Shiawassee	Total	66466	975691
2021/04/15 14:14:43	St Clair	Serology	7971	50092
2021/04/15 14:14:43	St Clair	Diagnostic	134914	847833
2021/04/15 14:14:43	St Clair	Total	142885	897925
2021/04/15 14:14:43	St Joseph	Diagnostic	54186	888820
2021/04/15 14:14:43	St Joseph	Serology	1594	26147
2021/04/15 14:14:43	St Joseph	Total	55780	914966
2021/04/15 14:14:43	Tuscola	Diagnostic	57748	1105331
2021/04/15 14:14:43	Tuscola	Serology	2140	40961
2021/04/15 14:14:43	Tuscola	Total	59888	1146292
2021/04/15 14:14:43	Unknown	Diagnostic	533989	
2021/04/15 14:14:43	Unknown	Serology	25477	
2021/04/15 14:14:43	Unknown	Total	559466	
2021/04/15 14:14:43	Van Buren	Diagnostic	89429	1181720

2021/04/15 14:14:43	Van Buren	Serology	1750	23125
2021/04/15 14:14:43	Van Buren	Total	91179	1204844
2021/04/15 14:14:43	Washtenaw	Diagnostic	662853	1803186
2021/04/15 14:14:43	Washtenaw	Serology	17189	46760
2021/04/15 14:14:43	Washtenaw	Total	680042	1849946
2021/04/15 14:14:43	Wayne	Serology	74248	67265
2021/04/15 14:14:43	Wayne	Diagnostic	1296456	1174526
2021/04/15 14:14:43	Wayne	Total	1370704	1241791
2021/04/15 14:14:43	Wexford	Diagnostic	27858	828343
2021/04/15 14:14:43	Wexford	Serology	1257	37376
2021/04/15 14:14:43	Wexford	Total	29115	865719

# PUBLIC USE DATASETS

## Diagnostic Tests by Result and County

### README

Data include diagnostic tests for COVID-19 by date and county.

Diagnostic tests are used to find current infection and look for genes or proteins from the severe acute respiratory syndrome coronavirus 2 (SARS-CoV-2), the virus that causes COVID-19. These tests, which are performed as nasal swabs, include: Nucleic acid amplification test/real-time polymerase chain reaction (NAAT/RT-PCR) test and rapid virus antigen detection point of care (POC) tests.

Correctional includes state and federal prisons and county and city detention facilities.

Testing data represents total tests performed, not individuals tested. A single individual may have more than one test completed.

The total number of positive tests may exceed the number of confirmed cases due to 1) a single individual may have more than one test performed; 2) MDHHS may receive data on positive tests in advance of a local health department classifying an individual as a confirmed or probable case, and 3) although efforts have been made to de-duplicate testing data, some duplication may occur.

# DIAGNOSTIC TESTS BY RESULT AND COUNTY 2021-04-15

MessageDate	COUNTY	Negative	Positive	Total
4/14/2021	Alcona	27	9	36
4/14/2021	Alger	14	1	15
4/14/2021	Allegan	248	75	323
4/14/2021	Alpena	97	14	111
4/14/2021	Antrim	52	9	61
4/14/2021	Arenac	72	14	86
4/14/2021	Baraga	6	1	7
4/14/2021	Barry	173	54	227
4/14/2021	Bay	341	64	405
4/14/2021	Benzie	44	16	60
4/14/2021	Berrien	543	101	644
4/14/2021	Branch	138	27	165
4/14/2021	Calhoun	356	64	420
4/14/2021	Cass	79	11	90
4/14/2021	Charlevoix	53	6	59
4/14/2021	Cheboygan	94	24	118
4/14/2021	Chippewa	49	6	55
4/14/2021	Clare	91	26	117
4/14/2021	Clinton	165	29	194
4/14/2021	Correctional	5798	26	5824
4/14/2021	Crawford	33	7	40
4/14/2021	Delta	99	27	126
4/14/2021	Detroit City	2394	510	2904
4/14/2021	Dickinson	63	18	81
4/14/2021	Eaton	453	97	550
4/14/2021	Emmet	154	13	167
4/14/2021	Genesee	1425	310	1735
4/14/2021	Gladwin	78	25	103
4/14/2021	Gogebic	21	1	22
4/14/2021	Grand Traverse	227	33	260
4/14/2021	Gratiot	182	16	198
4/14/2021	Hillsdale	109	34	143
4/14/2021	Houghton	116	7	123
4/14/2021	Huron	47	34	81
4/14/2021	Ingham	1284	213	1497
4/14/2021	Ionia	219	47	266
4/14/2021	Iosco	82	15	97
4/14/2021	Iron	52	6	58
4/14/2021	Isabella	182	50	232
4/14/2021	Jackson	754	135	889
4/14/2021	Kalamazoo	794	151	945
4/14/2021	Kalkaska	62	17	79
4/14/2021	Kent	2640	512	3152
4/14/2021	Keweenaw	6	0	6
4/14/2021	Lake	34	4	38
4/14/2021	Lapeer	226	87	313
4/14/2021	Leelanau	48	4	52

4/14/2021	Lenawee	577	97	674
4/14/2021	Livingston	809	133	942
4/14/2021	Luce	22	4	26
4/14/2021	Mackinac	43	1	44
4/14/2021	Macomb	3395	884	4279
4/14/2021	Manistee	67	23	90
4/14/2021	Marquette	375	41	416
4/14/2021	Mason	138	38	176
4/14/2021	Mecosta	113	45	158
4/14/2021	Menominee	119	4	123
4/14/2021	Midland	232	36	268
4/14/2021	Missaukee	44	8	52
4/14/2021	Monroe	430	76	506
4/14/2021	Montcalm	220	74	294
4/14/2021	Montmorency	38	8	46
4/14/2021	Muskegon	483	131	614
4/14/2021	Newaygo	142	38	180
4/14/2021	Oakland	5032	775	5807
4/14/2021	Oceana	94	37	131
4/14/2021	Ogemaw	57	17	74
4/14/2021	Ontonagon	11	6	17
4/14/2021	Osceola	68	17	85
4/14/2021	Oscoda	14	1	15
4/14/2021	Otsego	96	18	114
4/14/2021	Ottawa	972	239	1211
4/14/2021	Presque Isle	38	17	55
4/14/2021	Roscommon	65	12	77
4/14/2021	Saginaw	816	157	973
4/14/2021	Sanilac	90	46	136
4/14/2021	Schoolcraft	8	0	8
4/14/2021	Shiawassee	257	50	307
4/14/2021	St Clair	470	189	659
4/14/2021	St Joseph	145	40	185
4/14/2021	Tuscola	223	70	293
4/14/2021	Unknown	1299	167	1466
4/14/2021	Van Buren	199	64	263
4/14/2021	Washtenaw	5618	250	5868
4/14/2021	Wayne	5486	933	6419
4/14/2021	Wexford	111	26	137