



Western Michigan University
ScholarWorks at WMU

Cumulative Michigan COVID-19 Data

Michigan COVID-19 State Data

4-23-2021

2021-04-23_MichiganOverview_COVIDstats

Michigan Department of Health & Human Services

Follow this and additional works at: <https://scholarworks.wmich.edu/michigan-covid-data-state-cumulative>



Part of the Public Health Commons

WMU ScholarWorks Citation

Michigan Department of Health & Human Services, "2021-04-23_MichiganOverview_COVIDstats" (2021).
Cumulative Michigan COVID-19 Data. 357.

<https://scholarworks.wmich.edu/michigan-covid-data-state-cumulative/357>

This Website is brought to you for free and open access
by the Michigan COVID-19 State Data at ScholarWorks at
WMU. It has been accepted for inclusion in Cumulative
Michigan COVID-19 Data by an authorized administrator
of ScholarWorks at WMU. For more information, please
contact wmu-scholarworks@wmich.edu.



Michigan Data

Hospitals	Long Term Care Facilities	Coronavirus Symptoms	Cumulative Recovered	Outbreak Reporting
School-Related Outbreak Reporting	Wastewater Surveillance	Testing Turnaround Time	MIS-C Data and Reporting	Data and Modeling Updates

The State of Michigan is working around the clock to test and treat COVID-19 patients. Below is the most recent data healthcare experts across the state have compiled. It is updated Monday - Saturday.

CURRENT STATUS

DAILY CASES

CUMULATIVE TRENDS

DEMOGRAPHICS

TOTAL TESTING

DIAGNOSTIC TESTING

LEARN MORE

View Cases

View Deaths

View Table

Select Preparedness Region:

All

Select County:

All

This report is provisional and subject to change. City of Detroit and Wayne County are reported separately. MDHHS began tracking probable cases April 5, 2020. FCI indicates federal correctional institute. MDOC indicates Michigan Department of Corrections. Diagnostic tests, including nucleic acid amplification/real-time polymerase chain reaction (NAAT/RT-PCR) and rapid virus antigen detection point of care (POC) tests, look for current infection. Serology (antibody) tests are used to look for the possibility of previous infection.

Source: Michigan Disease Surveillance System (MDSS) and Vital Records.

COVID-19 Cases by County

Confirmed cases include individuals with a positive diagnostic test for COVID-19. Probable cases include individuals with COVID-19 symptoms and an epidemiologic link to confirmed COVID-19, but no diagnostic test.

Cases by County

21-675

676-3005

3006-15248

15249-107427

107428+

Michigan

Friday, April 23, 2021

Michigan (Statewide) Case Fatality Rate

2.1%

Current Totals

Case Status	Cases	Deaths
Confirmed	814,622	17,168
Probable	91,974	1,115
Total	906,596	18,283

Laboratory Testing

Test Type	Tests Performed
Diagnostic	12,570,851
Serology	587,287
Total	13,158,138

Microsoft Power BI

< 1 of 7 >

Cases by Hispanic/Latino Ethnicity		
Hispanic/Latino Ethnicity	Percentage of Overall Cases by Ethnicity	Percentage of Deceased Cases by Ethnicity
Hispanic/Latino	5.23%	3.14%
Non-Hispanic Latino	69.07%	83.47%
Unknown	25.70%	13.39%

Totals may not add to 100% due to rounding

PUBLIC USE DATASETS 04/23/2021

(Downloadable .xlsx files)

Cases and Deaths by County

Cases and Deaths by County by Date of Onset of Symptoms and Date of Death

Cases by Demographics Statewide

https://www.michigan.gov/coronavirus/0,9753,7-406-98163_98173---,00.html

1/2

Cases by Arab Ethnicity		
Arab Ethnicity	Percentage of Overall Cases by Ethnicity	Percentage of Deceased Cases by Ethnicity
Arab	2.74%	1.70%
Non-Arab	48.93%	55.84%
Unknown	48.33%	42.46%

Totals may not add to 100% due to rounding



.

COVID-19 Tests by County

Diagnostic Tests by Result and County

MICHIGAN.GOV HOME
ADA
MICHIGAN NEWS
POLICIES

COPYRIGHT 2021 STATE OF MICHIGAN

Cumulative Total of Recovered COVID-19 Cases

Cumulative Total of Recovered COVID-19 Cases (as of 04/16/2021): **603,094**

During this response, MDHHS is reviewing vital records statistics to identify any laboratory confirmed COVID-19 cases who are 30 days out from their onset of illness to represent recovery status. As the pandemic continues to impact Michigan, this pool will expand to include more cases. Recovered is defined as the number of persons with a confirmed COVID-19 diagnosis who are alive 30 days post-onset (or referral date if onset is not available). The number of persons recovered on April 16, 2021 represents COVID-19 confirmed individuals with an onset date on or prior to March 17, 2021. If an individual dies from a COVID-related cause >30 days from onset/referral, they are removed from the number of persons recovered. These numbers will be updated every Saturday.

Source: Michigan Disease Surveillance System and Vital Records



Have questions?
Chat with Robin



[View Cases](#)[View Deaths](#)[View Table](#)

Select Preparedness Region:

All

Select County:

All

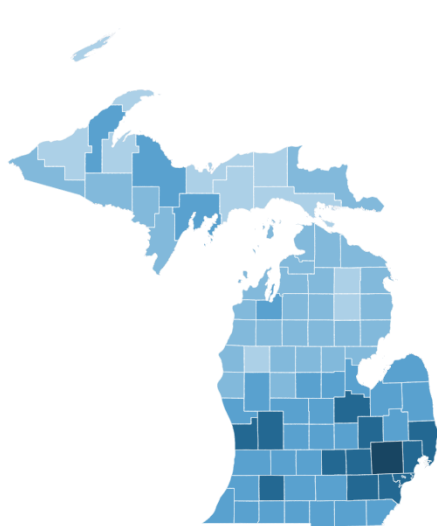
This report is provisional and subject to change. City of Detroit and Wayne County are reported separately. MDHHS began tracking probable cases April 5, 2020. FCI indicates federal correctional institute. MDOC indicates Michigan Department of Corrections. Diagnostic tests, including nucleic acid amplification/real-time polymerase chain reaction (NAAT/RT-PCR) and rapid virus antigen detection point of care (POC) tests, look for current infection. Serology (antibody) tests are used to look for the possibility of previous infection.

Source: Michigan Disease Surveillance System (MDSS) and Vital Records.

COVID-19 Cases by County

Confirmed cases include individuals with a positive diagnostic test for COVID-19. Probable cases include individuals with COVID-19 symptoms and an epidemiologic link to confirmed COVID-19, but no diagnostic test.

Cases by County



- 21-675
- 676-3005
- 3006-15248
- 15249-107427
- 107428+

Michigan

Friday, April 23, 2021

Michigan (Statewide) Case Fatality Rate

2.1%

Current Totals

Case Status	Cases	Deaths
Confirmed	814,622	17,168
Probable	91,974	1,115
Total	906,596	18,283

Laboratory Testing

Test Type	Tests Performed
Diagnostic	12,570,851
Serology	587,287
Total	13,158,138

[View Cases](#)[View Deaths](#)[View Table](#)

Select Preparedness Region:

All

Select County:

All

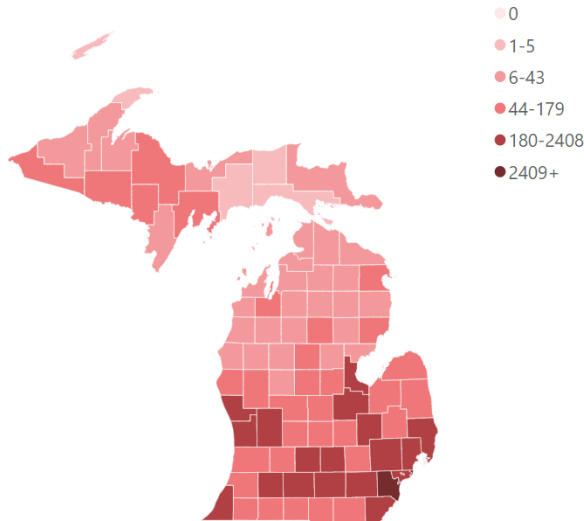
This report is provisional and subject to change. City of Detroit and Wayne County are reported separately. MDHHS began tracking probable cases April 5, 2020. FCI indicates federal correctional institute. MDOC indicates Michigan Department of Corrections. Diagnostic tests, including nucleic acid amplification/real-time polymerase chain reaction (NAAT/RT-PCR) and rapid virus antigen detection point of care (POC) tests, look for current infection. Serology (antibody) tests are used to look for the possibility of previous infection.

Source: Michigan Disease Surveillance System (MDSS) and Vital Records.

COVID-19 Deaths by County

Confirmed deaths include individuals who had a confirmed COVID-19 infection and are classified as deceased by the case investigation, have COVID-19 indicated as a cause of death on their death certificate, or who die within 30 days of infection and their manner of death is listed as natural. Probable deaths include individuals who have COVID indicated on their death certificate, but have not had a positive diagnostic test.

Deaths by County



Michigan

Friday, April 23, 2021

Michigan (Statewide) Case Fatality Rate

2.1%

Current Totals

Case Status	Cases	Deaths
Confirmed	814,622	17,168
Probable	91,974	1,115
Total	906,596	18,283

Laboratory Testing

Test Type	Tests Performed
Diagnostic	12,570,851
Serology	587,287
Total	13,158,138

Confirmed Cases

Deaths

View Table

Select Preparedness Region:

All



Select County:

All



Cases are shown by onset date or by lab specimen collection date if onset date was unavailable. Deaths are shown by date of death or date of last status update if date of death was unavailable. Tracking of probable cases and deaths did not begin until April 5, 2020, therefore only probable cases referred for investigation on or after April 5, 2020 are displayed (onset may have been prior).

Notes: FCI indicates federal correctional institute. MDOC indicates Michigan Department of Corrections.

Daily Cases by Status

The number of daily confirmed cases represent the total number of people who had a positive diagnostic test for COVID-19 by the date of the onset of their symptoms.

Filter by Date:

3/1/2020

4/23/2021

Cases by Date of Onset

Case Status ● Confirmed ● Probable

10K

8K

6K

4K

2K

0K

Mar 2020

May 2020

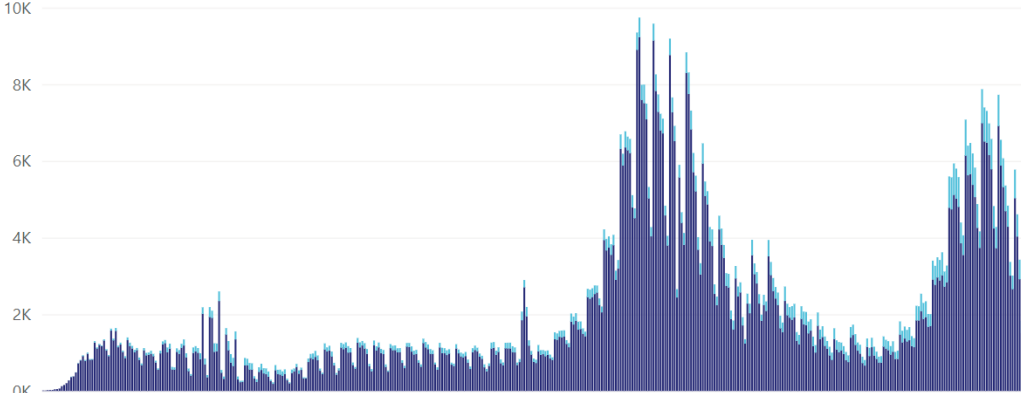
Jul 2020

Sep 2020

Nov 2020

Jan 2021

Mar 2021



Confirmed Cases

Deaths

View Table

Select Preparedness Region:

All

Select County:

All

Cases are shown by onset date or by lab specimen collection date if onset date was unavailable. Deaths are shown by date of death or date of last status update if date of death was unavailable. Tracking of probable cases and deaths did not begin until April 5, 2020, therefore only probable cases referred for investigation on or after April 5, 2020 are displayed (onset may have been prior).

Notes: FCI indicates federal correctional institute. MDOC indicates Michigan Department of Corrections.

Daily Deaths by Status

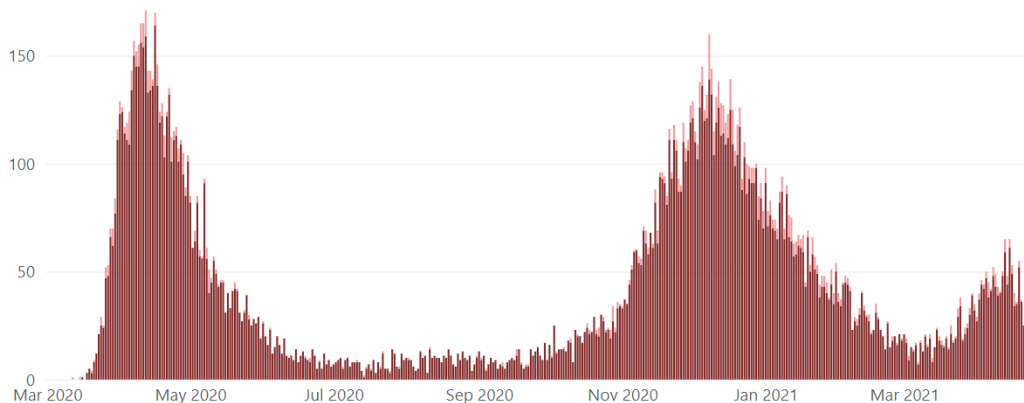
Confirmed deaths include individuals who had a confirmed COVID-19 infection and are classified as deceased by the case investigation, have COVID-19 indicated as a cause of death on their death certificate, or who die within 30 days of infection and their manner of death is listed as natural. Data are shown by the date of death.

Filter by Date:

3/1/2020

4/23/2021

Deaths by Date of Death

Case Status ● Confirmed ● Probable

[View Table](#)[View Chart](#)

Select Preparedness Region:

All

Select County:

All

Cases are shown by onset date or by lab specimen collection date if onset date was unavailable. Deaths are shown by date of death or date of last status update if date of death was unavailable. Tracking of probable cases and deaths did not begin until April 5, 2020, therefore these data are not displayed by date.

Notes: FCI indicates federal correctional institute. MDOC indicates Michigan Department of Corrections.

Cumulative Confirmed Cases and Deaths among Confirmed Cases

Cumulative cases represent the total number of people who had a positive diagnostic test for COVID-19. Cases are shown by the date of onset of symptoms. Cumulative Deaths represent the total number of people who had a confirmed COVID-19 infection and are classified as deceased by the case investigation, have COVID-19 indicated as a cause of death on their death certificate, or who die within 30 days of infection and their manner of death is listed as natural. Deaths are shown by date of death.

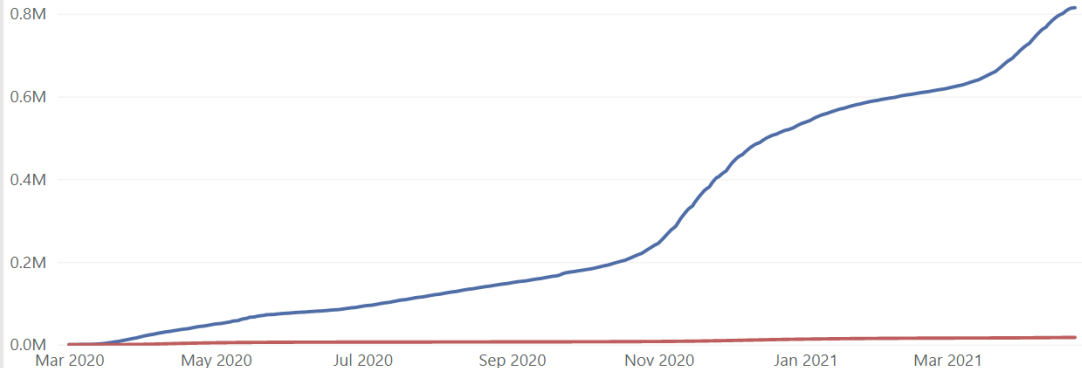
Filter By Date:

3/1/2020

4/23/2021

Cumulative Confirmed Cases and Deaths among Confirmed Cases by Date

● Confirmed Cases ● Deaths



Cases by Demographic Characteristics

Data are suppressed when the number of cases is five or below to protect the confidentiality of individuals. The sum of the cases for individual categories may be fewer than the total number of cases due to data suppression. Rates are not calculated for multiple races, other, and unknown race categories due to the unavailability of an appropriate denominator.

Cases

Deaths

Select case status:

- ☒ Confirmed
☐ Probable

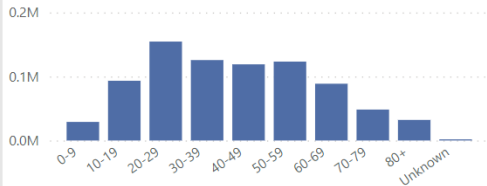
Select Preparedness Region:

All

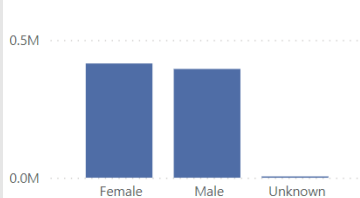
Select county:

All

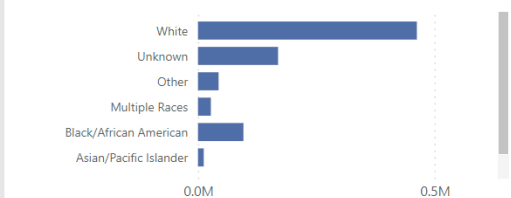
Cases by Age Group



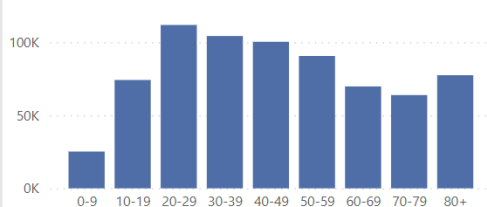
Cases by Sex



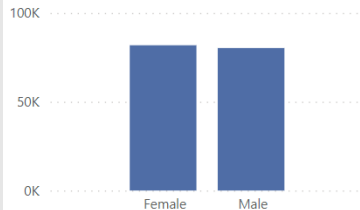
Cases by Race



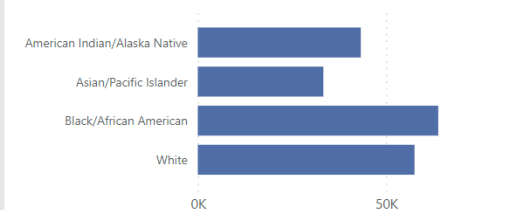
Cases per Million by Age Group



Cases per Million by Sex



Cases per Million by Race



Cases by Demographic Characteristics

Data are suppressed when the number of cases is five or below to protect the confidentiality of individuals. The sum of the cases for individual categories may be fewer than the total number of cases due to data suppression. Rates are not calculated for multiple races, other, and unknown race categories due to the unavailability of an appropriate denominator.

Cases

Deaths

Select case status:

- ☐ Confirmed
☒ Probable

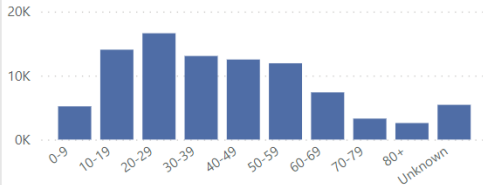
Select Preparedness Region:

All

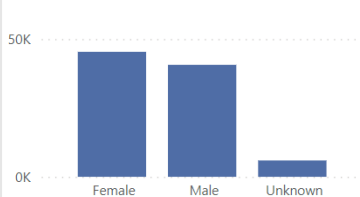
Select county:

All

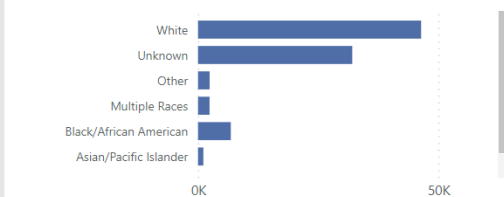
Cases by Age Group



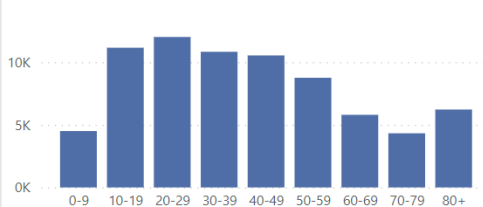
Cases by Sex



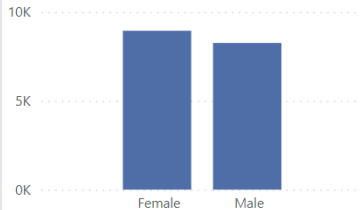
Cases by Race



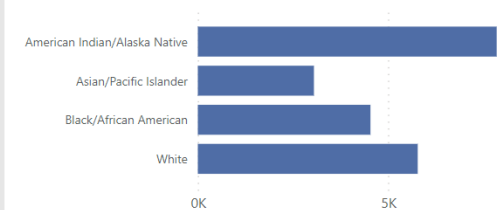
Cases per Million by Age Group



Cases per Million by Sex



Cases per Million by Race



Deaths by Demographic Characteristics

Data are suppressed when the number of deaths is five or below to protect the confidentiality of individuals. The sum of the deaths for individual categories may be fewer than the total number of deaths due to data suppression. Rates are not calculated for multiple races, other, and unknown race categories due to the unavailability of an appropriate denominator.

Cases

Deaths

Select case status:

- ☒ Confirmed
☐ Probable

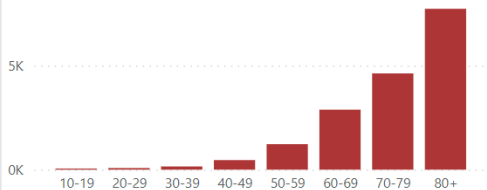
Select Preparedness Region:

All

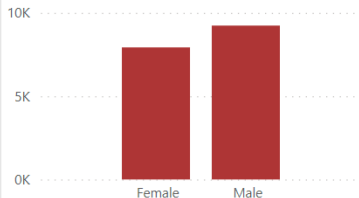
Select county:

All

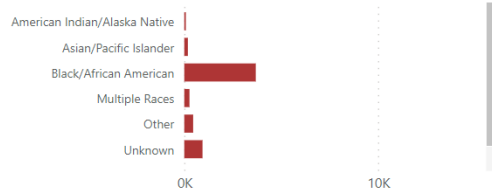
Deaths by Age Group



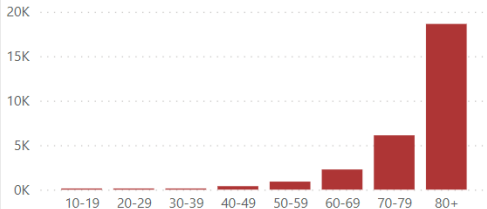
Deaths by Sex



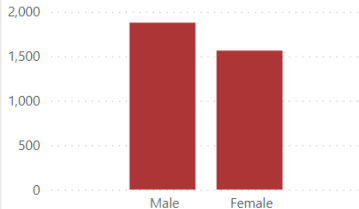
Deaths by Race



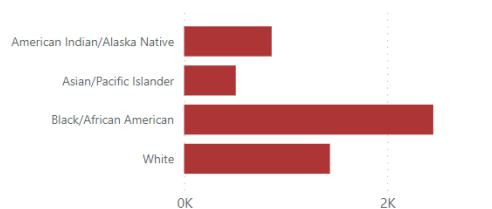
Deaths per Million by Age Group



Deaths per Million by Sex



Deaths per Million by Race



Deaths by Demographic Characteristics

Data are suppressed when the number of deaths is five or below to protect the confidentiality of individuals. The sum of the deaths for individual categories may be fewer than the total number of deaths due to data suppression. Rates are not calculated for multiple races, other, and unknown race categories due to the unavailability of an appropriate denominator.

Cases

Deaths

Select case status:

☐ Confirmed☒ Probable

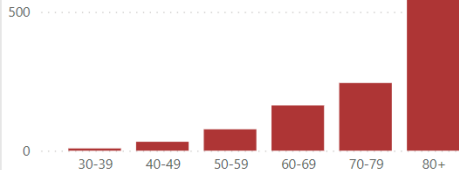
Select Preparedness Region:

All

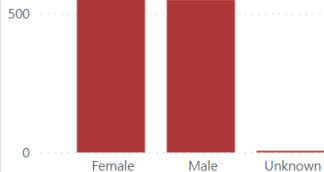
Select county:

All

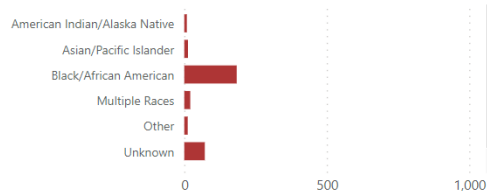
Deaths by Age Group



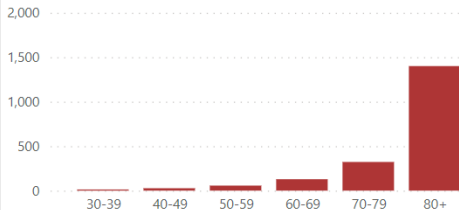
Deaths by Sex



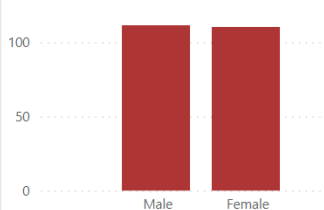
Deaths by Race



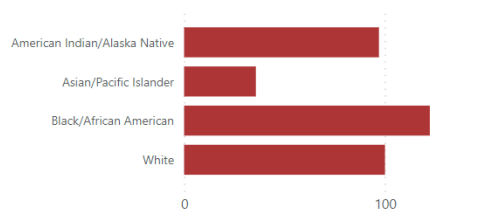
Deaths per Million by Age Group



Deaths per Million by Sex



Deaths per Million by Race



[View Table](#)[View Charts](#)

Select Preparedness Region:

All

Select County:

All

Diagnostic tests are used to find current infection and look for genes or proteins from the severe acute respiratory syndrome coronavirus 2 (SARS-CoV-2), the virus that causes COVID-19. These tests, which are performed as nasal swabs, include: Nucleic acid amplification test/real-time polymerase chain reaction (NAAT/RT-PCR) test and rapid virus antigen detection point of care (POC) tests.

Serology tests are used to look for the possibility of previous infection. Serology tests look for antibodies to SARS-CoV-2 in the blood. There are currently two types of serology tests: the enzyme-linked immunosorbent assay (ELISA) test and the rapid antibody detection POC test. Serology tests do not diagnose disease and do not guarantee immunity, but might provide information about previous infection.

Total Covid-19 Laboratory Tests

Total testing includes both diagnostic tests which are used to determine if an individual currently has COVID-19 and serology testing which is used to determine if a person has antibodies to Covid-19.

Filter by Date:

3/10/2020

4/22/2021

Total Laboratory Tests by Type and Date

Test Type ● Diagnostic ● Serology

100K

50K

0K

May 2020

Jul 2020

Sep 2020

Nov 2020

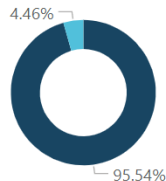
Jan 2021

Mar 2021

Total Tests Completed to Date

Test Type	Count	Tests per Million Residents
Diagnostic	12,570,851	1,258,201
Serology	587,287	58,781
Total	13,158,138	1,316,982

Percent of Tests Completed by Type



Test Type

● Diagnostic

● Serology

[View Table](#)[View Charts](#)

Select Preparedness Region

All



Select County

All



Diagnostic tests are used to find current infection and look for genes or proteins from the severe acute respiratory syndrome coronavirus 2 (SARS-CoV-2), the virus that causes COVID-19. These tests, which are performed as nasal swabs, include: Nucleic acid amplification test/real-time polymerase chain reaction (NAAT/RT-PCR) test and rapid virus antigen detection point of care (POC) tests. Diagnostic tests do not include serology tests which look for antibodies to SARS-Cov-2 in the blood.

Diagnostic Covid-19 Laboratory Tests

Diagnostic tests are used to determine if an individual is currently infected with Covid-19.

Filter by Date

3/10/2020

4/22/2021

Total Laboratory Tests by Type and Date

Test Type ● Negative ● Positive

100K

50K

0K

May 2020

Jul 2020

Sep 2020

Nov 2020

Jan 2021

Mar 2021

Percent of Diagnostic Tests That Were Positive

60%

40%

20%

0%

May 2020

Jul 2020

Sep 2020

Nov 2020

Jan 2021

Mar 2021

Where does the data come from?

The State of Michigan COVID-19 Dashboard displays the most recent provisional data reported to the Michigan Department of Health and Humans Services (MDHHS) about cases in Michigan by selected demographics and county of residence (City of Detroit and Wayne County are reported separately). Data are reported to MDHHS via the [Michigan Disease Surveillance System \(MDSS\)](#). Provisional Death data are provided by the MDHHS Division for [Vital Records & Health Statistics](#).

How does MDHHS classify confirmed and probable cases?

Confirmed cases only include individuals who have had a positive diagnostic laboratory test for COVID-19. Probable cases include individuals who have symptoms consistent with COVID-19 and an epidemiologic link to a confirmed case or a positive serology (antibody) test, but do not have a positive diagnostic laboratory test for COVID-19 and individuals with a positive serology (antibody) test for COVID-19 and an epidemiologic link to a confirmed case.

How does MDHHS classify confirmed and probable deaths?

Confirmed deaths include individuals who meet one or more of the following conditions: 1) Have been identified as a confirmed case and classified as deceased as a result of a case investigation in the Michigan Disease Surveillance System (MDSS). MDSS is the database used by state and local health department to monitor reportable diseases like COVID-19; 2) have been identified as a confirmed case in MDSS had have a death certificate with COVID-19 listed as a cause of death; 3) have been identified as a confirmed case in MDSS and die within 30 days of onset of COVID-19 infection and have a death certificate which classifies their manner death as 'natural'. Probable deaths include individuals who have COVID indicated as a cause of death on their death certificate but have not had a positive diagnostic laboratory test.

Why do the number of probable cases fluctuate?

The number of probable cases can change daily based on the investigation efforts of the health department. When a probable case is first reported, local and/or state health department staff investigate to determine if the person meets the case definition of probable. As additional information is gathered, the case could be re-classified to confirmed, remain as probable, or be determined as not a case.

Why do data in the demographics tab not sum to the total number of cases for a county or region?

Data are not shown whenever the number of cases for a particular demographic category is fewer than six to protect the confidentiality of individuals. Rates are not calculated for other, multiple, and unknown race because an appropriate population denominator is not available for these categories at the county level.

Where can I get more information about COVID-19?

Visit <https://www.michigan.gov/coronavirus> to find information on resources and assistance, answers to frequently asked questions, and the latest updates on Michigan's response to COVID-19. For COVID-19 updates from CDC visit <https://www.cdc.gov/coronavirus/2019-ncov>.

PUBLIC USE DATASETS

Cases and Deaths by County

README

Includes total cases and deaths to date by case status (confirmed or probable) and county. County is based on the county of residence.

Confirmed cases only include individuals who have had a positive diagnostic laboratory test for COVID-19.

Probable cases include individuals who have symptoms consistent with COVID-19 and an epidemiologic link to a confirmed case or a positive serology (antibody) test, but do not have a positive diagnostic laboratory test for COVID-19 and individuals with a positive serology (antibody) test for COVID-19 and an epidemiologic link to a confirmed case.

Confirmed deaths include individuals who meet one or more of the following conditions: 1) Have been identified as a confirmed case and classified as deceased as a result of a case investigation in the Michigan Disease Surveillance System (MDSS). MDSS is the database used by state and local health department to monitor reportable diseases like COVID-19; 2) have been identified as a confirmed case in MDSS had have a death certificate with COVID-19 listed as a cause of death; 3) have been identified as a confirmed case in MDSS and die within 30 days of onset of COVID-19 infection and have a death certificate which classifies their manner death as 'natural'.

Probable deaths include individuals who have COVID indicated as a cause of death on their death certificate but have not had a positive diagnostic laboratory test.

The number of probable cases can change daily based on information obtained through the health department investigation. Probable cases can be re-classified as a confirmed case or determined to not be a case.

CASES AND DEATHS BY COUNTY 2021-04-23

Updated	COUNTY	ConfirmedCases	ConfirmedDeaths	ProbableCases	ProbableDeaths
2021/04/23 17:42:47	Alcona	545	21	131	5
2021/04/23 17:42:47	Alger	306	2	184	4
2021/04/23 17:42:47	Allegan	8938	103	1023	23
2021/04/23 17:42:47	Alpena	1611	53	381	1
2021/04/23 17:42:47	Antrim	1189	18	298	6
2021/04/23 17:42:47	Arenac	922	28	105	0
2021/04/23 17:42:47	Baraga	546	33	111	0
2021/04/23 17:42:47	Barry	4709	54	515	4
2021/04/23 17:42:47	Bay	9557	303	589	13
2021/04/23 17:42:47	Benzie	986	31	192	1
2021/04/23 17:42:47	Berrien	12932	245	1312	19
2021/04/23 17:42:47	Branch	4057	88	414	4
2021/04/23 17:42:47	Calhoun	11094	248	1925	18
2021/04/23 17:42:47	Cass	4505	67	592	5
2021/04/23 17:42:47	Charlevoix	1204	17	327	0
2021/04/23 17:42:47	Cheboygan	1423	40	309	0
2021/04/23 17:42:47	Chippewa	1001	27	1320	6
2021/04/23 17:42:47	Clare	1835	69	341	1
2021/04/23 17:42:47	Clinton	5668	75	1412	5
2021/04/23 17:42:47	Crawford	853	11	63	0
2021/04/23 17:42:47	Delta	3119	68	583	20
2021/04/23 17:42:47	Dickinson	2331	56	305	16
2021/04/23 17:42:47	Eaton	8237	171	1130	9
2021/04/23 17:42:47	Emmet	1753	40	395	1
2021/04/23 17:42:47	Genesee	30956	786	7253	59
2021/04/23 17:42:47	Gladwin	1766	40	341	3
2021/04/23 17:42:47	Gogebic	997	22	359	28
2021/04/23 17:42:47	Grand Traverse	5224	74	762	11
2021/04/23 17:42:47	Gratiot	2882	105	678	4
2021/04/23 17:42:47	Hillsdale	3685	79	370	3
2021/04/23 17:42:47	Houghton	2411	32	596	8
2021/04/23 17:42:47	Huron	2876	66	851	5
2021/04/23 17:42:47	Ingham	21210	332	1847	6
2021/04/23 17:42:47	Ionia	5397	74	85	2
2021/04/23 17:42:47	Iosco	1619	66	182	3
2021/04/23 17:42:47	Iron	917	42	64	9
2021/04/23 17:42:47	Isabella	4821	80	778	1
2021/04/23 17:42:47	Jackson	13463	245	905	7
2021/04/23 17:42:47	Kalamazoo	18155	307	2636	39
2021/04/23 17:42:47	Kalkaska	938	20	70	0
2021/04/23 17:42:47	Kent	61888	711	4060	59
2021/04/23 17:42:47	Keweenaw	138	1	31	1
2021/04/23 17:42:47	Lake	525	12	37	1
2021/04/23 17:42:47	Lapeer	7061	158	1255	1
2021/04/23 17:42:47	Leelanau	964	17	205	0
2021/04/23 17:42:47	Lenawee	7971	140	617	5
2021/04/23 17:42:47	Livingston	13551	152	1698	13

2021/04/23 17:42:47	Luce	172	0	169	1
2021/04/23 17:42:47	Mackinac	375	3	221	0
2021/04/23 17:42:47	Macomb	84413	2041	7236	114
2021/04/23 17:42:47	Manistee	1031	18	63	3
2021/04/23 17:42:47	Marquette	4022	56	772	1
2021/04/23 17:42:47	Mason	1791	30	117	0
2021/04/23 17:42:47	Mecosta	2707	26	152	0
2021/04/23 17:42:47	Menominee	1720	39	307	2
2021/04/23 17:42:47	Midland	6076	72	674	3
2021/04/23 17:42:47	Missaukee	1144	15	223	8
2021/04/23 17:42:47	Monroe	11780	214	2314	17
2021/04/23 17:42:47	Montcalm	4673	93	484	2
2021/04/23 17:42:47	Montmorency	439	17	79	1
2021/04/23 17:42:47	Muskegon	13198	310	418	7
2021/04/23 17:42:47	Newaygo	3942	55	276	2
2021/04/23 17:42:47	Oakland	93479	2037	13949	122
2021/04/23 17:42:47	Oceana	2378	50	118	2
2021/04/23 17:42:47	Ogemaw	1251	35	248	1
2021/04/23 17:42:47	Ontonagon	393	20	56	1
2021/04/23 17:42:47	Osceola	1487	25	222	0
2021/04/23 17:42:47	Oscoda	478	22	94	2
2021/04/23 17:42:47	Otsego	1767	30	348	4
2021/04/23 17:42:47	Ottawa	27516	349	2115	41
2021/04/23 17:42:47	Presque Isle	792	29	142	1
2021/04/23 17:42:47	Roscommon	1497	43	252	2
2021/04/23 17:42:47	Saginaw	18008	540	1101	14
2021/04/23 17:42:47	Sanilac	3491	95	473	5
2021/04/23 17:42:47	Schoolcraft	287	4	54	1
2021/04/23 17:42:47	Shiawassee	5184	91	621	2
2021/04/23 17:42:47	St Clair	14210	342	2598	19
2021/04/23 17:42:47	St Joseph	5023	87	682	6
2021/04/23 17:42:47	Tuscola	4539	145	678	10
2021/04/23 17:42:47	Van Buren	6094	97	424	12
2021/04/23 17:42:47	Washtenaw	22591	257	2217	6
2021/04/23 17:42:47	Wayne	93214	2275	7653	134
2021/04/23 17:42:47	Wexford	2329	32	281	3
2021/04/23 17:42:47	MDOC	25541	152	827	3
2021/04/23 17:42:47	FCI	311	5	5	0
2021/04/23 17:42:47	Out-of-State	1729	12	116	2
2021/04/23 17:42:47	Unknown	3	0	18	0
2021/04/23 17:42:47	Detroit City	44811	1976	3540	132

PUBLIC USE DATASETS

Cases by Demographics Statewide

README

Includes the total number of confirmed and probable cases and confirmed and probable deaths to date by demographic characteristics

Confirmed cases only include individuals who have had a positive diagnostic laboratory test for COVID-19.

Probable cases include individuals who have symptoms consistent with COVID-19 and an epidemiologic link to a confirmed case or a positive serology (antibody) test, but do not have a positive diagnostic laboratory test for COVID-19 and individuals with a positive serology (antibody) test for COVID-19 and an epidemiologic link to a confirmed case.

Confirmed deaths include individuals who meet one or more of the following conditions: 1) Have been identified as a confirmed case and classified as deceased as a result of a case investigation in the Michigan Disease Surveillance System (MDSS). MDSS is the database used by state and local health department to monitor reportable diseases like COVID-19; 2) have been identified as a confirmed case in MDSS had have a death certificate with COVID-19 listed as a cause of death; 3) have been identified as a confirmed case in MDSS and die within 30 days of onset of COVID-19 infection and have a death certificate which classifies their manner death as 'natural'.

Probable deaths include individuals who have COVID indicated as a cause of death on their death certificate but have not had a positive diagnostic laboratory test.

The number of probable cases can change daily based on information obtained through the health department investigation. Probable cases can be re-classified as a confirmed case or determined to not be a case.

Data is suppressed when the number of cases or deaths in a single category is between one and five to protect the confidentiality of individuals.

CASES BY DEMOGRAPHICS STATEWIDE 2021-04-23

CASE_STATUS	AgeCat	RaceCat	SEX	Cases	Deaths
Confirmed	0-9	American Indian/Alaska Native	Female	108	0
Confirmed	10-19	American Indian/Alaska Native	Female	281	0
Confirmed	20-29	American Indian/Alaska Native	Female	446	0
Confirmed	30-39	American Indian/Alaska Native	Female	331	Suppressed
Confirmed	40-49	American Indian/Alaska Native	Female	310	Suppressed
Confirmed	50-59	American Indian/Alaska Native	Female	298	Suppressed
Confirmed	60-69	American Indian/Alaska Native	Female	187	9
Confirmed	70-79	American Indian/Alaska Native	Female	100	10
Confirmed	80+	American Indian/Alaska Native	Female	41	8
Confirmed	Unknown	American Indian/Alaska Native	Female	Suppressed	0
Confirmed	0-9	Asian/Pacific Islander	Female	224	0
Confirmed	10-19	Asian/Pacific Islander	Female	725	0
Confirmed	20-29	Asian/Pacific Islander	Female	1339	0
Confirmed	30-39	Asian/Pacific Islander	Female	1130	Suppressed
Confirmed	40-49	Asian/Pacific Islander	Female	1002	0
Confirmed	50-59	Asian/Pacific Islander	Female	834	7
Confirmed	60-69	Asian/Pacific Islander	Female	448	10
Confirmed	70-79	Asian/Pacific Islander	Female	219	24
Confirmed	80+	Asian/Pacific Islander	Female	138	36
Confirmed	Unknown	Asian/Pacific Islander	Female	0	0
Confirmed	0-9	Black/African American	Female	1898	Suppressed
Confirmed	10-19	Black/African American	Female	4409	Suppressed
Confirmed	20-29	Black/African American	Female	9792	14
Confirmed	30-39	Black/African American	Female	8727	21
Confirmed	40-49	Black/African American	Female	7169	71
Confirmed	50-59	Black/African American	Female	6269	166
Confirmed	60-69	Black/African American	Female	5007	360
Confirmed	70-79	Black/African American	Female	2842	471
Confirmed	80+	Black/African American	Female	1856	613
Confirmed	Unknown	Black/African American	Female	18	0
Confirmed	0-9	Multiple Races	Female	660	0
Confirmed	10-19	Multiple Races	Female	2008	Suppressed
Confirmed	20-29	Multiple Races	Female	2787	0
Confirmed	30-39	Multiple Races	Female	2018	0
Confirmed	40-49	Multiple Races	Female	2065	Suppressed
Confirmed	50-59	Multiple Races	Female	2099	11
Confirmed	60-69	Multiple Races	Female	1508	13
Confirmed	70-79	Multiple Races	Female	823	30
Confirmed	80+	Multiple Races	Female	527	65
Confirmed	Unknown	Multiple Races	Female	12	0
Confirmed	0-9	Other	Female	1128	0
Confirmed	10-19	Other	Female	2865	Suppressed
Confirmed	20-29	Other	Female	4652	0
Confirmed	30-39	Other	Female	3618	Suppressed
Confirmed	40-49	Other	Female	3317	8
Confirmed	50-59	Other	Female	2653	14
Confirmed	60-69	Other	Female	1606	38

Confirmed	70-79	Other	Female	778	48
Confirmed	80+	Other	Female	542	83
Confirmed	Unknown	Other	Female	10	0
Confirmed	0-9	Unknown	Female	2433	0
Confirmed	10-19	Unknown	Female	9089	0
Confirmed	20-29	Unknown	Female	16785	Suppressed
Confirmed	30-39	Unknown	Female	13666	Suppressed
Confirmed	40-49	Unknown	Female	13736	12
Confirmed	50-59	Unknown	Female	14053	23
Confirmed	60-69	Unknown	Female	8135	62
Confirmed	70-79	Unknown	Female	3614	98
Confirmed	80+	Unknown	Female	2579	258
Confirmed	Unknown	Unknown	Female	114	0
Confirmed	0-9	White	Female	7501	0
Confirmed	10-19	White	Female	28225	Suppressed
Confirmed	20-29	White	Female	44008	16
Confirmed	30-39	White	Female	34049	23
Confirmed	40-49	White	Female	32938	70
Confirmed	50-59	White	Female	35130	230
Confirmed	60-69	White	Female	26954	624
Confirmed	70-79	White	Female	16256	1210
Confirmed	80+	White	Female	13784	3145
Confirmed	Unknown	White	Female	104	0
Confirmed	0-9	American Indian/Alaska Native	Male	101	0
Confirmed	10-19	American Indian/Alaska Native	Male	299	0
Confirmed	20-29	American Indian/Alaska Native	Male	353	0
Confirmed	30-39	American Indian/Alaska Native	Male	302	Suppressed
Confirmed	40-49	American Indian/Alaska Native	Male	293	Suppressed
Confirmed	50-59	American Indian/Alaska Native	Male	239	Suppressed
Confirmed	60-69	American Indian/Alaska Native	Male	194	20
Confirmed	70-79	American Indian/Alaska Native	Male	84	13
Confirmed	80+	American Indian/Alaska Native	Male	33	8
Confirmed	Unknown	American Indian/Alaska Native	Male	0	0
Confirmed	0-9	Asian/Pacific Islander	Male	281	0
Confirmed	10-19	Asian/Pacific Islander	Male	731	0
Confirmed	20-29	Asian/Pacific Islander	Male	1515	0
Confirmed	30-39	Asian/Pacific Islander	Male	1108	Suppressed
Confirmed	40-49	Asian/Pacific Islander	Male	874	Suppressed
Confirmed	50-59	Asian/Pacific Islander	Male	787	Suppressed
Confirmed	60-69	Asian/Pacific Islander	Male	443	27
Confirmed	70-79	Asian/Pacific Islander	Male	201	38
Confirmed	80+	Asian/Pacific Islander	Male	98	31
Confirmed	Unknown	Asian/Pacific Islander	Male	Suppressed	0
Confirmed	0-9	Black/African American	Male	1934	0
Confirmed	10-19	Black/African American	Male	3996	Suppressed
Confirmed	20-29	Black/African American	Male	9201	17
Confirmed	30-39	Black/African American	Male	8956	41
Confirmed	40-49	Black/African American	Male	7648	113
Confirmed	50-59	Black/African American	Male	7039	277
Confirmed	60-69	Black/African American	Male	5073	495

Confirmed	70-79	Black/African American	Male	2601	600
Confirmed	80+	Black/African American	Male	1072	427
Confirmed	Unknown	Black/African American	Male	7	0
Confirmed	0-9	Multiple Races	Male	710	Suppressed
Confirmed	10-19	Multiple Races	Male	1998	0
Confirmed	20-29	Multiple Races	Male	2363	0
Confirmed	30-39	Multiple Races	Male	1658	Suppressed
Confirmed	40-49	Multiple Races	Male	1637	Suppressed
Confirmed	50-59	Multiple Races	Male	1664	9
Confirmed	60-69	Multiple Races	Male	1429	39
Confirmed	70-79	Multiple Races	Male	758	38
Confirmed	80+	Multiple Races	Male	324	50
Confirmed	Unknown	Multiple Races	Male	7	0
Confirmed	0-9	Other	Male	1172	0
Confirmed	10-19	Other	Male	2922	0
Confirmed	20-29	Other	Male	4814	Suppressed
Confirmed	30-39	Other	Male	3816	Suppressed
Confirmed	40-49	Other	Male	3593	19
Confirmed	50-59	Other	Male	2994	29
Confirmed	60-69	Other	Male	1720	76
Confirmed	70-79	Other	Male	740	67
Confirmed	80+	Other	Male	326	67
Confirmed	Unknown	Other	Male	6	0
Confirmed	0-9	Unknown	Male	2552	0
Confirmed	10-19	Unknown	Male	8665	Suppressed
Confirmed	20-29	Unknown	Male	17220	Suppressed
Confirmed	30-39	Unknown	Male	14238	11
Confirmed	40-49	Unknown	Male	13063	26
Confirmed	50-59	Unknown	Male	14017	39
Confirmed	60-69	Unknown	Male	8055	89
Confirmed	70-79	Unknown	Male	3062	146
Confirmed	80+	Unknown	Male	1443	170
Confirmed	Unknown	Unknown	Male	133	0
Confirmed	0-9	White	Male	8173	0
Confirmed	10-19	White	Male	26640	Suppressed
Confirmed	20-29	White	Male	38289	26
Confirmed	30-39	White	Male	31264	43
Confirmed	40-49	White	Male	30575	126
Confirmed	50-59	White	Male	34511	408
Confirmed	60-69	White	Male	27543	1021
Confirmed	70-79	White	Male	16068	1832
Confirmed	80+	White	Male	9257	2769
Confirmed	Unknown	White	Male	84	0
Confirmed	0-9	American Indian/Alaska Native	Unknown	Suppressed	0
Confirmed	10-19	American Indian/Alaska Native	Unknown	Suppressed	0
Confirmed	20-29	American Indian/Alaska Native	Unknown	Suppressed	0
Confirmed	30-39	American Indian/Alaska Native	Unknown	Suppressed	0
Confirmed	40-49	American Indian/Alaska Native	Unknown	0	0
Confirmed	50-59	American Indian/Alaska Native	Unknown	Suppressed	0
Confirmed	60-69	American Indian/Alaska Native	Unknown	Suppressed	0

Confirmed	70-79	American Indian/Alaska Native	Unknown	Suppressed	0
Confirmed	80+	American Indian/Alaska Native	Unknown	0	0
Confirmed	Unknown	American Indian/Alaska Native	Unknown	0	0
Confirmed	0-9	Asian/Pacific Islander	Unknown	0	0
Confirmed	10-19	Asian/Pacific Islander	Unknown	7	0
Confirmed	20-29	Asian/Pacific Islander	Unknown	8	0
Confirmed	30-39	Asian/Pacific Islander	Unknown	Suppressed	0
Confirmed	40-49	Asian/Pacific Islander	Unknown	Suppressed	0
Confirmed	50-59	Asian/Pacific Islander	Unknown	Suppressed	0
Confirmed	60-69	Asian/Pacific Islander	Unknown	Suppressed	0
Confirmed	70-79	Asian/Pacific Islander	Unknown	0	0
Confirmed	80+	Asian/Pacific Islander	Unknown	0	0
Confirmed	Unknown	Asian/Pacific Islander	Unknown	0	0
Confirmed	0-9	Black/African American	Unknown	Suppressed	0
Confirmed	10-19	Black/African American	Unknown	13	0
Confirmed	20-29	Black/African American	Unknown	124	0
Confirmed	30-39	Black/African American	Unknown	109	0
Confirmed	40-49	Black/African American	Unknown	111	0
Confirmed	50-59	Black/African American	Unknown	90	0
Confirmed	60-69	Black/African American	Unknown	40	0
Confirmed	70-79	Black/African American	Unknown	11	0
Confirmed	80+	Black/African American	Unknown	Suppressed	0
Confirmed	Unknown	Black/African American	Unknown	Suppressed	0
Confirmed	0-9	Multiple Races	Unknown	6	0
Confirmed	10-19	Multiple Races	Unknown	12	0
Confirmed	20-29	Multiple Races	Unknown	23	0
Confirmed	30-39	Multiple Races	Unknown	15	0
Confirmed	40-49	Multiple Races	Unknown	16	0
Confirmed	50-59	Multiple Races	Unknown	11	0
Confirmed	60-69	Multiple Races	Unknown	15	0
Confirmed	70-79	Multiple Races	Unknown	6	0
Confirmed	80+	Multiple Races	Unknown	Suppressed	0
Confirmed	Unknown	Multiple Races	Unknown	Suppressed	0
Confirmed	0-9	Other	Unknown	15	0
Confirmed	10-19	Other	Unknown	21	0
Confirmed	20-29	Other	Unknown	44	0
Confirmed	30-39	Other	Unknown	38	0
Confirmed	40-49	Other	Unknown	51	0
Confirmed	50-59	Other	Unknown	32	0
Confirmed	60-69	Other	Unknown	17	0
Confirmed	70-79	Other	Unknown	Suppressed	0
Confirmed	80+	Other	Unknown	9	0
Confirmed	Unknown	Other	Unknown	Suppressed	0
Confirmed	0-9	Unknown	Unknown	105	0
Confirmed	10-19	Unknown	Unknown	300	0
Confirmed	20-29	Unknown	Unknown	577	0
Confirmed	30-39	Unknown	Unknown	412	0
Confirmed	40-49	Unknown	Unknown	401	0
Confirmed	50-59	Unknown	Unknown	372	0
Confirmed	60-69	Unknown	Unknown	199	0

Confirmed	70-79	Unknown	Unknown	90	0
Confirmed	80+	Unknown	Unknown	61	0
Confirmed	Unknown	Unknown	Unknown	59	0
Confirmed	0-9	White	Unknown	23	0
Confirmed	10-19	White	Unknown	136	0
Confirmed	20-29	White	Unknown	238	0
Confirmed	30-39	White	Unknown	218	0
Confirmed	40-49	White	Unknown	200	0
Confirmed	50-59	White	Unknown	187	0
Confirmed	60-69	White	Unknown	125	0
Confirmed	70-79	White	Unknown	60	0
Confirmed	80+	White	Unknown	21	0
Confirmed	Unknown	White	Unknown	Suppressed	0
Probable	0-9	American Indian/Alaska Native	Female	37	0
Probable	10-19	American Indian/Alaska Native	Female	63	0
Probable	20-29	American Indian/Alaska Native	Female	78	0
Probable	30-39	American Indian/Alaska Native	Female	58	0
Probable	40-49	American Indian/Alaska Native	Female	56	0
Probable	50-59	American Indian/Alaska Native	Female	36	0
Probable	60-69	American Indian/Alaska Native	Female	27	0
Probable	70-79	American Indian/Alaska Native	Female	9	0
Probable	80+	American Indian/Alaska Native	Female	Suppressed	Suppressed
Probable	Unknown	American Indian/Alaska Native	Female	Suppressed	0
Probable	0-9	Asian/Pacific Islander	Female	30	0
Probable	10-19	Asian/Pacific Islander	Female	76	0
Probable	20-29	Asian/Pacific Islander	Female	140	0
Probable	30-39	Asian/Pacific Islander	Female	99	0
Probable	40-49	Asian/Pacific Islander	Female	82	0
Probable	50-59	Asian/Pacific Islander	Female	75	0
Probable	60-69	Asian/Pacific Islander	Female	37	Suppressed
Probable	70-79	Asian/Pacific Islander	Female	14	Suppressed
Probable	80+	Asian/Pacific Islander	Female	Suppressed	0
Probable	Unknown	Asian/Pacific Islander	Female	Suppressed	0
Probable	0-9	Black/African American	Female	167	0
Probable	10-19	Black/African American	Female	411	0
Probable	20-29	Black/African American	Female	837	Suppressed
Probable	30-39	Black/African American	Female	705	0
Probable	40-49	Black/African American	Female	578	Suppressed
Probable	50-59	Black/African American	Female	451	10
Probable	60-69	Black/African American	Female	306	18
Probable	70-79	Black/African American	Female	113	16
Probable	80+	Black/African American	Female	80	34
Probable	Unknown	Black/African American	Female	29	Suppressed
Probable	0-9	Multiple Races	Female	119	0
Probable	10-19	Multiple Races	Female	256	0
Probable	20-29	Multiple Races	Female	224	0
Probable	30-39	Multiple Races	Female	144	0
Probable	40-49	Multiple Races	Female	149	0
Probable	50-59	Multiple Races	Female	143	Suppressed
Probable	60-69	Multiple Races	Female	99	Suppressed

Probable	70-79	Multiple Races	Female	42	0
Probable	80+	Multiple Races	Female	30	7
Probable	Unknown	Multiple Races	Female	52	0
Probable	0-9	Other	Female	84	0
Probable	10-19	Other	Female	191	0
Probable	20-29	Other	Female	261	0
Probable	30-39	Other	Female	202	0
Probable	40-49	Other	Female	178	0
Probable	50-59	Other	Female	126	Suppressed
Probable	60-69	Other	Female	72	Suppressed
Probable	70-79	Other	Female	29	0
Probable	80+	Other	Female	13	Suppressed
Probable	Unknown	Other	Female	18	0
Probable	0-9	Unknown	Female	600	0
Probable	10-19	Unknown	Female	1864	0
Probable	20-29	Unknown	Female	2596	0
Probable	30-39	Unknown	Female	1908	0
Probable	40-49	Unknown	Female	1922	Suppressed
Probable	50-59	Unknown	Female	1809	Suppressed
Probable	60-69	Unknown	Female	1167	Suppressed
Probable	70-79	Unknown	Female	440	Suppressed
Probable	80+	Unknown	Female	271	24
Probable	Unknown	Unknown	Female	1389	0
Probable	0-9	White	Female	1388	0
Probable	10-19	White	Female	3862	Suppressed
Probable	20-29	White	Female	4279	0
Probable	30-39	White	Female	3461	Suppressed
Probable	40-49	White	Female	3391	7
Probable	50-59	White	Female	3267	19
Probable	60-69	White	Female	2063	36
Probable	70-79	White	Female	1059	77
Probable	80+	White	Female	1233	281
Probable	Unknown	White	Female	373	Suppressed
Probable	0-9	American Indian/Alaska Native	Male	33	0
Probable	10-19	American Indian/Alaska Native	Male	84	0
Probable	20-29	American Indian/Alaska Native	Male	61	0
Probable	30-39	American Indian/Alaska Native	Male	54	0
Probable	40-49	American Indian/Alaska Native	Male	44	0
Probable	50-59	American Indian/Alaska Native	Male	43	0
Probable	60-69	American Indian/Alaska Native	Male	21	Suppressed
Probable	70-79	American Indian/Alaska Native	Male	7	Suppressed
Probable	80+	American Indian/Alaska Native	Male	Suppressed	Suppressed
Probable	Unknown	American Indian/Alaska Native	Male	Suppressed	0
Probable	0-9	Asian/Pacific Islander	Male	41	0
Probable	10-19	Asian/Pacific Islander	Male	81	0
Probable	20-29	Asian/Pacific Islander	Male	142	0
Probable	30-39	Asian/Pacific Islander	Male	106	Suppressed
Probable	40-49	Asian/Pacific Islander	Male	71	0
Probable	50-59	Asian/Pacific Islander	Male	54	Suppressed
Probable	60-69	Asian/Pacific Islander	Male	23	Suppressed

Probable	70-79	Asian/Pacific Islander	Male	7	Suppressed
Probable	80+	Asian/Pacific Islander	Male	7	Suppressed
Probable	Unknown	Asian/Pacific Islander	Male	Suppressed	0
Probable	0-9	Black/African American	Male	189	0
Probable	10-19	Black/African American	Male	406	Suppressed
Probable	20-29	Black/African American	Male	639	0
Probable	30-39	Black/African American	Male	582	Suppressed
Probable	40-49	Black/African American	Male	459	8
Probable	50-59	Black/African American	Male	414	13
Probable	60-69	Black/African American	Male	253	25
Probable	70-79	Black/African American	Male	95	32
Probable	80+	Black/African American	Male	39	21
Probable	Unknown	Black/African American	Male	17	0
Probable	0-9	Multiple Races	Male	107	0
Probable	10-19	Multiple Races	Male	234	0
Probable	20-29	Multiple Races	Male	168	0
Probable	30-39	Multiple Races	Male	122	0
Probable	40-49	Multiple Races	Male	134	Suppressed
Probable	50-59	Multiple Races	Male	111	0
Probable	60-69	Multiple Races	Male	79	Suppressed
Probable	70-79	Multiple Races	Male	37	Suppressed
Probable	80+	Multiple Races	Male	18	8
Probable	Unknown	Multiple Races	Male	50	0
Probable	0-9	Other	Male	84	0
Probable	10-19	Other	Male	219	0
Probable	20-29	Other	Male	261	0
Probable	30-39	Other	Male	213	0
Probable	40-49	Other	Male	192	Suppressed
Probable	50-59	Other	Male	122	Suppressed
Probable	60-69	Other	Male	75	Suppressed
Probable	70-79	Other	Male	28	Suppressed
Probable	80+	Other	Male	8	Suppressed
Probable	Unknown	Other	Male	15	0
Probable	0-9	Unknown	Male	619	0
Probable	10-19	Unknown	Male	1856	0
Probable	20-29	Unknown	Male	2413	0
Probable	30-39	Unknown	Male	1870	Suppressed
Probable	40-49	Unknown	Male	1710	Suppressed
Probable	50-59	Unknown	Male	1717	Suppressed
Probable	60-69	Unknown	Male	949	Suppressed
Probable	70-79	Unknown	Male	342	8
Probable	80+	Unknown	Male	167	16
Probable	Unknown	Unknown	Male	1187	0
Probable	0-9	White	Male	1444	Suppressed
Probable	10-19	White	Male	3835	0
Probable	20-29	White	Male	3737	Suppressed
Probable	30-39	White	Male	2901	Suppressed
Probable	40-49	White	Male	2862	8
Probable	50-59	White	Male	2995	24
Probable	60-69	White	Male	1905	63

Probable	70-79	White	Male	920	98
Probable	80+	White	Male	652	179
Probable	Unknown	White	Male	317	0
Probable	0-9	American Indian/Alaska Native	Unknown	0	0
Probable	10-19	American Indian/Alaska Native	Unknown	0	0
Probable	20-29	American Indian/Alaska Native	Unknown	Suppressed	0
Probable	30-39	American Indian/Alaska Native	Unknown	0	0
Probable	40-49	American Indian/Alaska Native	Unknown	Suppressed	0
Probable	50-59	American Indian/Alaska Native	Unknown	Suppressed	0
Probable	60-69	American Indian/Alaska Native	Unknown	0	0
Probable	70-79	American Indian/Alaska Native	Unknown	0	0
Probable	80+	American Indian/Alaska Native	Unknown	0	0
Probable	Unknown	American Indian/Alaska Native	Unknown	Suppressed	0
Probable	0-9	Asian/Pacific Islander	Unknown	Suppressed	0
Probable	10-19	Asian/Pacific Islander	Unknown	Suppressed	0
Probable	20-29	Asian/Pacific Islander	Unknown	Suppressed	0
Probable	30-39	Asian/Pacific Islander	Unknown	Suppressed	0
Probable	40-49	Asian/Pacific Islander	Unknown	Suppressed	0
Probable	50-59	Asian/Pacific Islander	Unknown	Suppressed	0
Probable	60-69	Asian/Pacific Islander	Unknown	0	0
Probable	70-79	Asian/Pacific Islander	Unknown	0	0
Probable	80+	Asian/Pacific Islander	Unknown	0	0
Probable	Unknown	Asian/Pacific Islander	Unknown	Suppressed	0
Probable	0-9	Black/African American	Unknown	6	0
Probable	10-19	Black/African American	Unknown	6	0
Probable	20-29	Black/African American	Unknown	9	0
Probable	30-39	Black/African American	Unknown	Suppressed	0
Probable	40-49	Black/African American	Unknown	7	0
Probable	50-59	Black/African American	Unknown	6	0
Probable	60-69	Black/African American	Unknown	Suppressed	0
Probable	70-79	Black/African American	Unknown	Suppressed	0
Probable	80+	Black/African American	Unknown	0	0
Probable	Unknown	Black/African American	Unknown	6	0
Probable	0-9	Multiple Races	Unknown	Suppressed	0
Probable	10-19	Multiple Races	Unknown	17	0
Probable	20-29	Multiple Races	Unknown	13	0
Probable	30-39	Multiple Races	Unknown	16	0
Probable	40-49	Multiple Races	Unknown	9	0
Probable	50-59	Multiple Races	Unknown	9	0
Probable	60-69	Multiple Races	Unknown	Suppressed	0
Probable	70-79	Multiple Races	Unknown	Suppressed	0
Probable	80+	Multiple Races	Unknown	0	0
Probable	Unknown	Multiple Races	Unknown	11	0
Probable	0-9	Other	Unknown	Suppressed	0
Probable	10-19	Other	Unknown	Suppressed	0
Probable	20-29	Other	Unknown	Suppressed	0
Probable	30-39	Other	Unknown	Suppressed	0
Probable	40-49	Other	Unknown	Suppressed	0
Probable	50-59	Other	Unknown	Suppressed	0
Probable	60-69	Other	Unknown	Suppressed	0

Probable	70-79	Other	Unknown	0	0
Probable	80+	Other	Unknown	0	0
Probable	Unknown	Other	Unknown	0	0
Probable	0-9	Unknown	Unknown	195	0
Probable	10-19	Unknown	Unknown	482	Suppressed
Probable	20-29	Unknown	Unknown	686	0
Probable	30-39	Unknown	Unknown	552	0
Probable	40-49	Unknown	Unknown	592	Suppressed
Probable	50-59	Unknown	Unknown	472	Suppressed
Probable	60-69	Unknown	Unknown	267	0
Probable	70-79	Unknown	Unknown	106	Suppressed
Probable	80+	Unknown	Unknown	39	Suppressed
Probable	Unknown	Unknown	Unknown	1903	0
Probable	0-9	White	Unknown	36	0
Probable	10-19	White	Unknown	93	0
Probable	20-29	White	Unknown	58	0
Probable	30-39	White	Unknown	56	0
Probable	40-49	White	Unknown	61	0
Probable	50-59	White	Unknown	62	0
Probable	60-69	White	Unknown	26	Suppressed
Probable	70-79	White	Unknown	24	0
Probable	80+	White	Unknown	9	0
Probable	Unknown	White	Unknown	47	0

PUBLIC USE DATASETS

COVID-19 Tests by County

README

Data includes tests by type (diagnostic, serology or total combined) by county.

Diagnostic tests are used to find current infection and look for genes or proteins from the severe acute respiratory syndrome coronavirus 2 (SARS-CoV-2), the virus that causes COVID-19. These tests, which are performed as nasal swabs, include: Nucleic acid amplification test/real-time polymerase chain reaction (NAAT/RT-PCR) test and rapid virus antigen detection point of care (POC) tests.

Serology tests are used to look for the possibility of previous infection. Serology tests look for antibodies to SARS-CoV-2 in the blood. There are currently two types of serology tests: the enzyme-linked immunosorbent assay (ELISA) test and the rapid antibody detection POC test. Serology tests do not diagnose disease and do not guarantee immunity, but might provide information about previous infection.

Correctional includes state and federal prisons and county and city detection facilities.

Testing data represents total tests performed, not individuals tested. A single individual may have more than one test completed.

COVID-19 TESTS BY COUNTY 2021-04-23

Updated	COUNTY	TestType	Count	RatePerMillion
2021/04/23 17:43:03	Alcona	Diagnostic	6736	647381
2021/04/23 17:43:03	Alcona	Serology	173	16627
2021/04/23 17:43:03	Alcona	Total	6909	664008
2021/04/23 17:43:03	Alger	Diagnostic	8057	884607
2021/04/23 17:43:03	Alger	Serology	376	41282
2021/04/23 17:43:03	Alger	Total	8433	925889
2021/04/23 17:43:03	Allegan	Diagnostic	112091	949272
2021/04/23 17:43:03	Allegan	Serology	2952	25000
2021/04/23 17:43:03	Allegan	Total	115043	974272
2021/04/23 17:43:03	Alpena	Serology	739	26017
2021/04/23 17:43:03	Alpena	Diagnostic	19610	690371
2021/04/23 17:43:03	Alpena	Total	20349	716388
2021/04/23 17:43:03	Antrim	Diagnostic	21214	909535
2021/04/23 17:43:03	Antrim	Serology	798	34214
2021/04/23 17:43:03	Antrim	Total	22012	943749
2021/04/23 17:43:03	Arenac	Diagnostic	15027	1009675
2021/04/23 17:43:03	Arenac	Serology	483	32453
2021/04/23 17:43:03	Arenac	Total	15510	1042129
2021/04/23 17:43:03	Baraga	Diagnostic	8032	978438
2021/04/23 17:43:03	Baraga	Serology	60	7309
2021/04/23 17:43:03	Baraga	Total	8092	985747
2021/04/23 17:43:03	Barry	Diagnostic	56130	911942
2021/04/23 17:43:03	Barry	Serology	1915	31113
2021/04/23 17:43:03	Barry	Total	58045	943054
2021/04/23 17:43:03	Bay	Diagnostic	120273	1166272
2021/04/23 17:43:03	Bay	Serology	7205	69866
2021/04/23 17:43:03	Bay	Total	127478	1236138
2021/04/23 17:43:03	Benzie	Diagnostic	12204	686930
2021/04/23 17:43:03	Benzie	Serology	766	43116
2021/04/23 17:43:03	Benzie	Total	12970	730046
2021/04/23 17:43:03	Berrien	Diagnostic	226306	1475258
2021/04/23 17:43:03	Berrien	Serology	5987	39028
2021/04/23 17:43:03	Berrien	Total	232293	1514286
2021/04/23 17:43:03	Branch	Serology	559	12846
2021/04/23 17:43:03	Branch	Diagnostic	39546	908748
2021/04/23 17:43:03	Branch	Total	40105	921594
2021/04/23 17:43:03	Calhoun	Serology	1792	13357
2021/04/23 17:43:03	Calhoun	Diagnostic	188904	1408061
2021/04/23 17:43:03	Calhoun	Total	190696	1421418
2021/04/23 17:43:03	Cass	Diagnostic	38087	735455
2021/04/23 17:43:03	Cass	Serology	740	14289
2021/04/23 17:43:03	Cass	Total	38827	749744
2021/04/23 17:43:03	Charlevoix	Diagnostic	22047	843323
2021/04/23 17:43:03	Charlevoix	Serology	1109	42421
2021/04/23 17:43:03	Charlevoix	Total	23156	885744
2021/04/23 17:43:03	Cheboygan	Diagnostic	15347	607177
2021/04/23 17:43:03	Cheboygan	Serology	611	24173

2021/04/23 17:43:03	Cheboygan	Total	15958	631350
2021/04/23 17:43:03	Chippewa	Diagnostic	24935	667622
2021/04/23 17:43:03	Chippewa	Serology	326	8728
2021/04/23 17:43:03	Chippewa	Total	25261	676350
2021/04/23 17:43:03	Clare	Diagnostic	21618	698481
2021/04/23 17:43:03	Clare	Serology	1023	33053
2021/04/23 17:43:03	Clare	Total	22641	731535
2021/04/23 17:43:03	Clinton	Serology	4092	51410
2021/04/23 17:43:03	Clinton	Diagnostic	56419	708826
2021/04/23 17:43:03	Clinton	Total	60511	760236
2021/04/23 17:43:03	Correctional	Diagnostic	806284	
2021/04/23 17:43:03	Correctional	Serology	25516	
2021/04/23 17:43:03	Correctional	Total	831800	
2021/04/23 17:43:03	Crawford	Diagnostic	10177	725426
2021/04/23 17:43:03	Crawford	Serology	361	25732
2021/04/23 17:43:03	Crawford	Total	10538	751158
2021/04/23 17:43:03	Delta	Serology	835	23334
2021/04/23 17:43:03	Delta	Diagnostic	39602	1106696
2021/04/23 17:43:03	Delta	Total	40437	1130030
2021/04/23 17:43:03	Detroit City	Diagnostic	757985	1166483
2021/04/23 17:43:03	Detroit City	Serology	26580	40905
2021/04/23 17:43:03	Detroit City	Total	784565	1207387
2021/04/23 17:43:03	Dickinson	Diagnostic	18338	726574
2021/04/23 17:43:03	Dickinson	Serology	174	6894
2021/04/23 17:43:03	Dickinson	Total	18512	733468
2021/04/23 17:43:03	Eaton	Serology	6142	55701
2021/04/23 17:43:03	Eaton	Diagnostic	121672	1103421
2021/04/23 17:43:03	Eaton	Total	127814	1159121
2021/04/23 17:43:03	Emmet	Serology	1532	45848
2021/04/23 17:43:03	Emmet	Diagnostic	28868	863923
2021/04/23 17:43:03	Emmet	Total	30400	909771
2021/04/23 17:43:03	Genesee	Diagnostic	374582	923041
2021/04/23 17:43:03	Genesee	Serology	19838	48885
2021/04/23 17:43:03	Genesee	Total	394420	971925
2021/04/23 17:43:03	Gladwin	Diagnostic	18841	740343
2021/04/23 17:43:03	Gladwin	Serology	1184	46524
2021/04/23 17:43:03	Gladwin	Total	20025	786868
2021/04/23 17:43:03	Gogebic	Diagnostic	17794	1273274
2021/04/23 17:43:03	Gogebic	Serology	258	18462
2021/04/23 17:43:03	Gogebic	Total	18052	1291735
2021/04/23 17:43:03	Grand Traverse	Serology	6755	72566
2021/04/23 17:43:03	Grand Traverse	Diagnostic	83910	901405
2021/04/23 17:43:03	Grand Traverse	Total	90665	973971
2021/04/23 17:43:03	Gratiot	Diagnostic	54618	1341603
2021/04/23 17:43:03	Gratiot	Serology	1125	27634
2021/04/23 17:43:03	Gratiot	Total	55743	1369237
2021/04/23 17:43:03	Hillsdale	Diagnostic	43417	952023
2021/04/23 17:43:03	Hillsdale	Serology	1009	22125
2021/04/23 17:43:03	Hillsdale	Total	44426	974148
2021/04/23 17:43:03	Houghton	Diagnostic	45564	1276875

2021/04/23 17:43:03	Houghton	Serology	262	7342
2021/04/23 17:43:03	Houghton	Total	45826	1284217
2021/04/23 17:43:03	Huron	Diagnostic	28699	926342
2021/04/23 17:43:03	Huron	Serology	777	25080
2021/04/23 17:43:03	Huron	Total	29476	951422
2021/04/23 17:43:03	Ingham	Serology	19655	67218
2021/04/23 17:43:03	Ingham	Diagnostic	328485	1123387
2021/04/23 17:43:03	Ingham	Total	348140	1190605
2021/04/23 17:43:03	Ionia	Diagnostic	74743	1155278
2021/04/23 17:43:03	Ionia	Serology	2279	35226
2021/04/23 17:43:03	Ionia	Total	77022	1190503
2021/04/23 17:43:03	Iosco	Diagnostic	24306	967326
2021/04/23 17:43:03	Iosco	Serology	613	24396
2021/04/23 17:43:03	Iosco	Total	24919	991722
2021/04/23 17:43:03	Iron	Diagnostic	24431	2207753
2021/04/23 17:43:03	Iron	Serology	128	11567
2021/04/23 17:43:03	Iron	Total	24559	2219320
2021/04/23 17:43:03	Isabella	Serology	1434	20523
2021/04/23 17:43:03	Isabella	Diagnostic	55932	800492
2021/04/23 17:43:03	Isabella	Total	57366	821016
2021/04/23 17:43:03	Jackson	Serology	3745	23626
2021/04/23 17:43:03	Jackson	Diagnostic	211631	1335127
2021/04/23 17:43:03	Jackson	Total	215376	1358753
2021/04/23 17:43:03	Kalamazoo	Diagnostic	290437	1095716
2021/04/23 17:43:03	Kalamazoo	Serology	7106	26808
2021/04/23 17:43:03	Kalamazoo	Total	297543	1122524
2021/04/23 17:43:03	Kalkaska	Diagnostic	16308	904091
2021/04/23 17:43:03	Kalkaska	Serology	814	45127
2021/04/23 17:43:03	Kalkaska	Total	17122	949218
2021/04/23 17:43:03	Kent	Diagnostic	858288	1306464
2021/04/23 17:43:03	Kent	Serology	46337	70533
2021/04/23 17:43:03	Kent	Total	904625	1376997
2021/04/23 17:43:03	Keweenaw	Diagnostic	2169	1025047
2021/04/23 17:43:03	Keweenaw	Serology	31	14650
2021/04/23 17:43:03	Keweenaw	Total	2200	1039698
2021/04/23 17:43:03	Lake	Serology	216	18223
2021/04/23 17:43:03	Lake	Diagnostic	10879	917827
2021/04/23 17:43:03	Lake	Total	11095	936050
2021/04/23 17:43:03	Lapeer	Diagnostic	65317	745568
2021/04/23 17:43:03	Lapeer	Serology	3458	39472
2021/04/23 17:43:03	Lapeer	Total	68775	785040
2021/04/23 17:43:03	Leelanau	Diagnostic	12112	556592
2021/04/23 17:43:03	Leelanau	Serology	1081	49676
2021/04/23 17:43:03	Leelanau	Total	13193	606268
2021/04/23 17:43:03	Lenawee	Serology	2145	21787
2021/04/23 17:43:03	Lenawee	Diagnostic	122240	1241633
2021/04/23 17:43:03	Lenawee	Total	124385	1263420
2021/04/23 17:43:03	Livingston	Serology	7887	41079
2021/04/23 17:43:03	Livingston	Diagnostic	196364	1022756
2021/04/23 17:43:03	Livingston	Total	204251	1063835

2021/04/23 17:43:03	Luce	Diagnostic	5652	907369
2021/04/23 17:43:03	Luce	Serology	37	5940
2021/04/23 17:43:03	Luce	Total	5689	913309
2021/04/23 17:43:03	Mackinac	Diagnostic	8357	773868
2021/04/23 17:43:03	Mackinac	Serology	140	12964
2021/04/23 17:43:03	Mackinac	Total	8497	786832
2021/04/23 17:43:03	Macomb	Serology	60236	68922
2021/04/23 17:43:03	Macomb	Diagnostic	865161	989918
2021/04/23 17:43:03	Macomb	Total	925397	1058841
2021/04/23 17:43:03	Manistee	Serology	954	38847
2021/04/23 17:43:03	Manistee	Diagnostic	18611	757839
2021/04/23 17:43:03	Manistee	Total	19565	796685
2021/04/23 17:43:03	Marquette	Serology	1337	20045
2021/04/23 17:43:03	Marquette	Diagnostic	125814	1886295
2021/04/23 17:43:03	Marquette	Total	127151	1906340
2021/04/23 17:43:03	Mason	Serology	1008	34587
2021/04/23 17:43:03	Mason	Diagnostic	31759	1089727
2021/04/23 17:43:03	Mason	Total	32767	1124314
2021/04/23 17:43:03	Mecosta	Diagnostic	38094	876671
2021/04/23 17:43:03	Mecosta	Serology	994	22875
2021/04/23 17:43:03	Mecosta	Total	39088	899547
2021/04/23 17:43:03	Menominee	Diagnostic	23723	1041396
2021/04/23 17:43:03	Menominee	Serology	148	6497
2021/04/23 17:43:03	Menominee	Total	23871	1047893
2021/04/23 17:43:03	Midland	Diagnostic	62387	750241
2021/04/23 17:43:03	Midland	Serology	7538	90649
2021/04/23 17:43:03	Midland	Total	69925	840889
2021/04/23 17:43:03	Missaukee	Diagnostic	10227	676478
2021/04/23 17:43:03	Missaukee	Serology	644	42598
2021/04/23 17:43:03	Missaukee	Total	10871	719077
2021/04/23 17:43:03	Monroe	Diagnostic	151234	1004877
2021/04/23 17:43:03	Monroe	Serology	5857	38917
2021/04/23 17:43:03	Monroe	Total	157091	1043794
2021/04/23 17:43:03	Montcalm	Serology	2391	37425
2021/04/23 17:43:03	Montcalm	Diagnostic	74829	1171253
2021/04/23 17:43:03	Montcalm	Total	77220	1208678
2021/04/23 17:43:03	Montmorency	Diagnostic	7428	796312
2021/04/23 17:43:03	Montmorency	Serology	391	41917
2021/04/23 17:43:03	Montmorency	Total	7819	838229
2021/04/23 17:43:03	Muskegon	Diagnostic	197508	1137942
2021/04/23 17:43:03	Muskegon	Serology	3630	20914
2021/04/23 17:43:03	Muskegon	Total	201138	1158856
2021/04/23 17:43:03	Newaygo	Diagnostic	42726	872315
2021/04/23 17:43:03	Newaygo	Serology	1713	34973
2021/04/23 17:43:03	Newaygo	Total	44439	907289
2021/04/23 17:43:03	Oakland	Diagnostic	1344752	1069314
2021/04/23 17:43:03	Oakland	Serology	112961	89824
2021/04/23 17:43:03	Oakland	Total	1457713	1159138
2021/04/23 17:43:03	Oceana	Serology	871	32909
2021/04/23 17:43:03	Oceana	Diagnostic	33725	1274228

2021/04/23 17:43:03	Oceana	Total	34596	1307137
2021/04/23 17:43:03	Ogemaw	Diagnostic	17752	845454
2021/04/23 17:43:03	Ogemaw	Serology	576	27432
2021/04/23 17:43:03	Ogemaw	Total	18328	872887
2021/04/23 17:43:03	Ontonagon	Diagnostic	7253	1268007
2021/04/23 17:43:03	Ontonagon	Serology	71	12413
2021/04/23 17:43:03	Ontonagon	Total	7324	1280420
2021/04/23 17:43:03	Osceola	Diagnostic	23718	1010997
2021/04/23 17:43:03	Osceola	Serology	983	41901
2021/04/23 17:43:03	Osceola	Total	24701	1052899
2021/04/23 17:43:03	Oscoda	Diagnostic	5266	639000
2021/04/23 17:43:03	Oscoda	Serology	383	46475
2021/04/23 17:43:03	Oscoda	Total	5649	685475
2021/04/23 17:43:03	Otsego	Serology	952	38593
2021/04/23 17:43:03	Otsego	Diagnostic	20804	843360
2021/04/23 17:43:03	Otsego	Total	21756	881952
2021/04/23 17:43:03	Ottawa	Diagnostic	361423	1238471
2021/04/23 17:43:03	Ottawa	Serology	14472	49591
2021/04/23 17:43:03	Ottawa	Total	375895	1288062
2021/04/23 17:43:03	Presque Isle	Diagnostic	10046	797808
2021/04/23 17:43:03	Presque Isle	Serology	552	43837
2021/04/23 17:43:03	Presque Isle	Total	10598	841645
2021/04/23 17:43:03	Roscommon	Diagnostic	18425	767101
2021/04/23 17:43:03	Roscommon	Serology	699	29102
2021/04/23 17:43:03	Roscommon	Total	19124	796203
2021/04/23 17:43:03	Saginaw	Diagnostic	238171	1249986
2021/04/23 17:43:03	Saginaw	Serology	9522	49974
2021/04/23 17:43:03	Saginaw	Total	247693	1299960
2021/04/23 17:43:03	Sanilac	Diagnostic	49494	1202186
2021/04/23 17:43:03	Sanilac	Serology	1352	32839
2021/04/23 17:43:03	Sanilac	Total	50846	1235026
2021/04/23 17:43:03	Schoolcraft	Diagnostic	6138	758340
2021/04/23 17:43:03	Schoolcraft	Serology	65	8031
2021/04/23 17:43:03	Schoolcraft	Total	6203	766370
2021/04/23 17:43:03	Shiawassee	Serology	2535	37213
2021/04/23 17:43:03	Shiawassee	Diagnostic	66273	972858
2021/04/23 17:43:03	Shiawassee	Total	68808	1010070
2021/04/23 17:43:03	St Clair	Diagnostic	140045	880078
2021/04/23 17:43:03	St Clair	Serology	8081	50783
2021/04/23 17:43:03	St Clair	Total	148126	930861
2021/04/23 17:43:03	St Joseph	Serology	1611	26425
2021/04/23 17:43:03	St Joseph	Diagnostic	55159	904780
2021/04/23 17:43:03	St Joseph	Total	56770	931205
2021/04/23 17:43:03	Tuscola	Diagnostic	59340	1135802
2021/04/23 17:43:03	Tuscola	Serology	2184	41803
2021/04/23 17:43:03	Tuscola	Total	61524	1177606
2021/04/23 17:43:03	Unknown	Diagnostic	541975	
2021/04/23 17:43:03	Unknown	Serology	25803	
2021/04/23 17:43:03	Unknown	Total	567778	
2021/04/23 17:43:03	Van Buren	Diagnostic	91444	1208346

2021/04/23 17:43:03	Van Buren	Serology	1754	23177
2021/04/23 17:43:03	Van Buren	Total	93198	1231523
2021/04/23 17:43:03	Washtenaw	Serology	17334	47154
2021/04/23 17:43:03	Washtenaw	Diagnostic	692133	1882838
2021/04/23 17:43:03	Washtenaw	Total	709467	1929992
2021/04/23 17:43:03	Wayne	Serology	75255	68177
2021/04/23 17:43:03	Wayne	Diagnostic	1338732	1212826
2021/04/23 17:43:03	Wayne	Total	1413987	1281003
2021/04/23 17:43:03	Wexford	Diagnostic	28697	853290
2021/04/23 17:43:03	Wexford	Serology	1270	37763
2021/04/23 17:43:03	Wexford	Total	29967	891053

PUBLIC USE DATASETS

Diagnostic Tests by Result and County

README

Data include diagnostic tests for COVID-19 by date and county.

Diagnostic tests are used to find current infection and look for genes or proteins from the severe acute respiratory syndrome coronavirus 2 (SARS-CoV-2), the virus that causes COVID-19. These tests, which are performed as nasal swabs, include: Nucleic acid amplification test/real-time polymerase chain reaction (NAAT/RT-PCR) test and rapid virus antigen detection point of care (POC) tests.

Correctional includes state and federal prisons and county and city detention facilities.

Testing data represents total tests performed, not individuals tested. A single individual may have more than one test completed.

The total number of positive tests may exceed the number of confirmed cases due to 1) a single individual may have more than one test performed; 2) MDHHS may receive data on positive tests in advance of a local health department classifying an individual as a confirmed or probable case, and 3) although efforts have been made to de-duplicate testing data, some duplication may occur.

DIAGNOSTIC TESTS BY RESULT AND COUNTY 2021-04-23

MessageDate	COUNTY	Negative	Positive	Total
4/22/2021	Alcona	20	6	26
4/22/2021	Alger	10	1	11
4/22/2021	Allegan	242	55	297
4/22/2021	Alpena	57	9	66
4/22/2021	Antrim	95	4	99
4/22/2021	Arenac	75	18	93
4/22/2021	Baraga	23	1	24
4/22/2021	Barry	172	35	207
4/22/2021	Bay	295	70	365
4/22/2021	Benzie	32	1	33
4/22/2021	Berrien	436	94	530
4/22/2021	Branch	67	6	73
4/22/2021	Calhoun	301	39	340
4/22/2021	Cass	99	8	107
4/22/2021	Charlevoix	85	5	90
4/22/2021	Cheboygan	92	17	109
4/22/2021	Chippewa	387	2	389
4/22/2021	Clare	75	12	87
4/22/2021	Clinton	130	32	162
4/22/2021	Correctional	6832	70	6902
4/22/2021	Crawford	44	1	45
4/22/2021	Delta	96	8	104
4/22/2021	Detroit City	2163	407	2570
4/22/2021	Dickinson	86	3	89
4/22/2021	Eaton	259	38	297
4/22/2021	Emmet	78	3	81
4/22/2021	Genesee	1578	249	1827
4/22/2021	Gladwin	48	5	53
4/22/2021	Gogebic	47	0	47
4/22/2021	Grand Traver	156	24	180
4/22/2021	Gratiot	82	17	99
4/22/2021	Hillsdale	82	31	113
4/22/2021	Houghton	93	1	94
4/22/2021	Huron	79	19	98
4/22/2021	Ingham	730	110	840
4/22/2021	Ionia	183	47	230
4/22/2021	Iosco	105	19	124
4/22/2021	Iron	20	0	20
4/22/2021	Isabella	233	35	268
4/22/2021	Jackson	563	63	626
4/22/2021	Kalamazoo	694	76	770
4/22/2021	Kalkaska	35	9	44
4/22/2021	Kent	2727	435	3162
4/22/2021	Keweenaw	10	0	10
4/22/2021	Lake	20	9	29
4/22/2021	Lapeer	241	66	307
4/22/2021	Leelanau	25	0	25

4/22/2021	Lenawee	326	65	391
4/22/2021	Livingston	467	65	532
4/22/2021	Luce	91	8	99
4/22/2021	Mackinac	90	4	94
4/22/2021	Macomb	2913	561	3474
4/22/2021	Manistee	49	10	59
4/22/2021	Marquette	419	25	444
4/22/2021	Mason	124	28	152
4/22/2021	Mecosta	99	24	123
4/22/2021	Menominee	16	0	16
4/22/2021	Midland	204	38	242
4/22/2021	Missaukee	25	3	28
4/22/2021	Monroe	297	38	335
4/22/2021	Montcalm	207	42	249
4/22/2021	Montmorenc	27	9	36
4/22/2021	Muskegon	593	151	744
4/22/2021	Newaygo	136	27	163
4/22/2021	Oakland	4664	528	5192
4/22/2021	Oceana	109	39	148
4/22/2021	Ogemaw	57	21	78
4/22/2021	Ontonagon	20	3	23
4/22/2021	Osceola	70	15	85
4/22/2021	Oscoda	16	0	16
4/22/2021	Otsego	93	25	118
4/22/2021	Ottawa	1025	212	1237
4/22/2021	Presque Isle	34	10	44
4/22/2021	Roscommon	45	14	59
4/22/2021	Saginaw	507	100	607
4/22/2021	Sanilac	80	30	110
4/22/2021	Schoolcraft	13	0	13
4/22/2021	Shiawassee	269	39	308
4/22/2021	St Clair	435	108	543
4/22/2021	St Joseph	118	19	137
4/22/2021	Tuscola	140	45	185
4/22/2021	Unknown	930	125	1055
4/22/2021	Van Buren	227	26	253
4/22/2021	Washtenaw	3781	96	3877
4/22/2021	Wayne	4096	621	4717
4/22/2021	Wexford	73	20	93