



Western Michigan University
ScholarWorks at WMU

Cumulative Michigan COVID-19 Data

Michigan COVID-19 State Data

5-10-2021

2021-05-10_MichiganOverview_COVIDstats

Michigan Department of Health & Human Services

Follow this and additional works at: <https://scholarworks.wmich.edu/michigan-covid-data-state-cumulative>



Part of the Public Health Commons

WMU ScholarWorks Citation

Michigan Department of Health & Human Services, "2021-05-10_MichiganOverview_COVIDstats" (2021).
Cumulative Michigan COVID-19 Data. 380.

<https://scholarworks.wmich.edu/michigan-covid-data-state-cumulative/380>

This Website is brought to you for free and open access
by the Michigan COVID-19 State Data at ScholarWorks at
WMU. It has been accepted for inclusion in Cumulative
Michigan COVID-19 Data by an authorized administrator
of ScholarWorks at WMU. For more information, please
contact wmu-scholarworks@wmich.edu.



Coronavirus

MI SAFE START

CONTAIN COVID

RESOURCES

PRESS RELEASES

DONATE

VIDEO UPDATES

CORONAVIRUS / MICHIGAN DATA

Michigan Data

Hospitals

Long Term
Care Facilities

Coronavirus
Symptoms

Cumulative
Recovered

Outbreak
Reporting

School-Related
Outbreak
Reporting

Wastewater
Surveillance

Testing
Turnaround
Time

MIS-C Data
and Reporting

Data and
Modeling
Updates

Note on cases (05/10/21): Today's daily case count represents new referrals of confirmed cases to the MDSS since Saturday, May 8th. Over the two days, Sunday and Monday, the average number of new confirmed cases is 1,358 per day.

The State of Michigan is working around the clock to test and treat COVID-19 patients. Below is the most recent data healthcare experts across the state have compiled. It is updated Monday - Saturday.

CURRENT STATUS

DAILY CASES

CUMULATIVE TRENDS

DEMOGRAPHICS

TOTAL TESTING

DIAGNOSTIC TESTING

LEARN MORE

View Cases

View Deaths

View Table

Select Preparedness Region:

All

Select County:

All

This report is provisional and subject to change. City of Detroit and Wayne County are reported separately. MDHHS began tracking probable cases April 5, 2020. FCI indicates federal correctional institute. MDOC indicates Michigan Department of Corrections. Diagnostic tests, including nucleic acid amplification/real-time polymerase chain reaction (NAAT/RT-PCR) and rapid virus antigen detection tests, look for current infection. Serology (antibody) tests are used to look for the possibility of previous infection.

Source: Michigan Disease Surveillance System (MDSS) and Vital Records.

COVID-19 Cases by County

Confirmed cases include individuals with a positive NAAT/RT-PCR test for COVID-19. Probable cases include individuals with either a positive rapid antigen detection test OR COVID-19 symptoms and an epidemiologic link to a confirmed COVID-19 case, but no diagnostic test.

Cases by County

32-744

745-3079

3080-10900

10901-114559

114560+

Michigan

Monday, May 10, 2021

Michigan (Statewide) Case Fatality Rate

2.1%

Current Totals

Case Status	Cases	Deaths
Confirmed	865,349	18,239
Probable	99,594	1,172
Total	964,943	19,411

Laboratory Testing

Test Type	Tests Performed
Diagnostic	13,214,417
Serology	601,490
Total	13,815,907

Microsoft Power BI

< 1 of 7 >

Cases by Hispanic/Latino Ethnicity

Hispanic/Latino Ethnicity	Percentage of Overall Cases by Ethnicity	Percentage of Deceased Cases by Ethnicity
Hispanic/Latino	5.27%	3.10%

PUBLIC USE DATASETS 05/10/20

(Downloadable .xlsx les)

https://www.michigan.gov/coronavirus/0,9753,7-406-98163_98173---,00.html

1/2

Hispanic/Latino Ethnicity	Percentage of Overall Cases by Ethnicity	Percentage of Deceased Cases by Ethnicity
Non-Hispanic Latino	69.42%	83.88%
Unknown	25.31%	13.02%

Totals may not add to 100% due to rounding

Cases and Deaths by County

Cases and Deaths by County by Date of Onset of Symptoms and Date of Death

Cases by Demographics Statewide

COVID-19 Tests by County

Diagnostic Tests by Result and County

Cases by Arab Ethnicity

Arab Ethnicity	Percentage of Overall Cases by Ethnicity	Percentage of Deceased Cases by Ethnicity
Arab	2.76%	1.70%
Non-Arab	49.33%	54.07%
Unknown	47.91%	44.23%

Totals may not add to 100% due to rounding

MICHIGAN.GOV HOME
ADA
MICHIGAN NEWS
POLICIES

COPYRIGHT 2021 STATE OF MICHIGAN

Cumulative Total of Recovered COVID-19 Cases

Cumulative Total of Recovered COVID-19 Cases (as of 05/07/2021): 703,746

During this response, MDHHS is reviewing vital records statistics to identify any laboratory confirmed COVID-19 cases who are 30 days out from their onset of illness to represent recovery status. As the pandemic continues to impact Michigan, this pool will expand to include more cases. Recovered is defined as the number of persons with a confirmed COVID-19 diagnosis who are alive 30 days post-onset (or referral date if onset is not available). The number of persons recovered on May 7, 2021 represents COVID-19 confirmed individuals with an onset date on or prior to April 7, 2021. If an individual dies from a COVID-related cause >30 days from onset/referral, they are removed from the number of persons recovered. These numbers will be updated every Saturday.

Source: Michigan Disease Surveillance System and Vital Records



Have questions?
Chat with Robin

[View Cases](#)[View Deaths](#)[View Table](#)

Select Preparedness Region:

All



Select County:

All



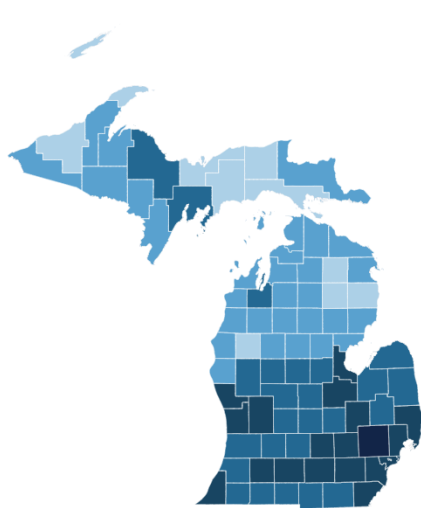
This report is provisional and subject to change. City of Detroit and Wayne County are reported separately. MDHHS began tracking probable cases April 5, 2020. FCI indicates federal correctional institute. MDOC indicates Michigan Department of Corrections. Diagnostic tests, including nucleic acid amplification/real-time polymerase chain reaction (NAAT/RT-PCR) and rapid virus antigen detection tests, look for current infection. Serology (antibody) tests are used to look for the possibility of previous infection.

Source: Michigan Disease Surveillance System (MDSS) and Vital Records.

COVID-19 Cases by County

Confirmed cases include individuals with a positive NAAT/RT-PCR test for COVID-19. Probable cases include individuals with either a positive rapid antigen detection test OR COVID-19 symptoms and an epidemiologic link to a confirmed COVID-19 case, but no diagnostic test.

Cases by County



Michigan

Monday, May 10, 2021

Michigan (Statewide) Case Fatality Rate

2.1%

Current Totals

Case Status	Cases	Deaths
Confirmed	865,349	18,239
Probable	99,594	1,172
Total	964,943	19,411

Laboratory Testing

Test Type	Tests Performed
Diagnostic	13,214,417
Serology	601,490
Total	13,815,907

[View Cases](#)[View Deaths](#)[View Table](#)

Select Preparedness Region:

All

Select County:

All

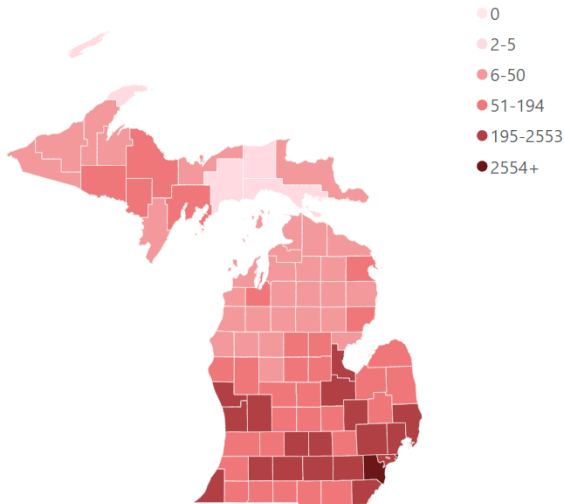
This report is provisional and subject to change. City of Detroit and Wayne County are reported separately. MDHHS began tracking probable cases April 5, 2020. FCI indicates federal correctional institute. MDOC indicates Michigan Department of Corrections. Diagnostic tests, including nucleic acid amplification/real-time polymerase chain reaction (NAAT/RT-PCR) and rapid virus antigen detection tests, look for current infection. Serology (antibody) tests are used to look for the possibility of previous infection.

Source: Michigan Disease Surveillance System (MDSS) and Vital Records.

COVID-19 Deaths by County

Confirmed deaths include individuals who had a confirmed COVID-19 infection AND are either classified as deceased during the case investigation, have COVID-19 indicated as a cause of death on their death certificate, or who die within 30 days of infection and their manner of death is listed as natural. Probable deaths include individuals who have COVID-19 indicated on their death certificate where there is no available evidence of a confirmatory test result (positive or negative).

Deaths by County



Michigan

Monday, May 10, 2021

Michigan (Statewide) Case Fatality Rate

2.1%

Current Totals

Case Status	Cases	Deaths
Confirmed	865,349	18,239
Probable	99,594	1,172
Total	964,943	19,411

Laboratory Testing

Test Type	Tests Performed
Diagnostic	13,214,417
Serology	601,490
Total	13,815,907

Cases

Deaths

View Table

Select Preparedness Region:

All



Select County:

All



Cases are shown by onset date or by lab specimen collection date if onset date was unavailable. Deaths are shown by date of death or date of last status update if date of death was unavailable. Tracking of probable cases and deaths did not begin until April 5, 2020, therefore only probable cases referred for investigation on or after April 5, 2020 are displayed (onset may have been prior).

Notes: FCI indicates federal correctional institute, MDOC indicates Michigan Department of Corrections.

Daily Cases by Status

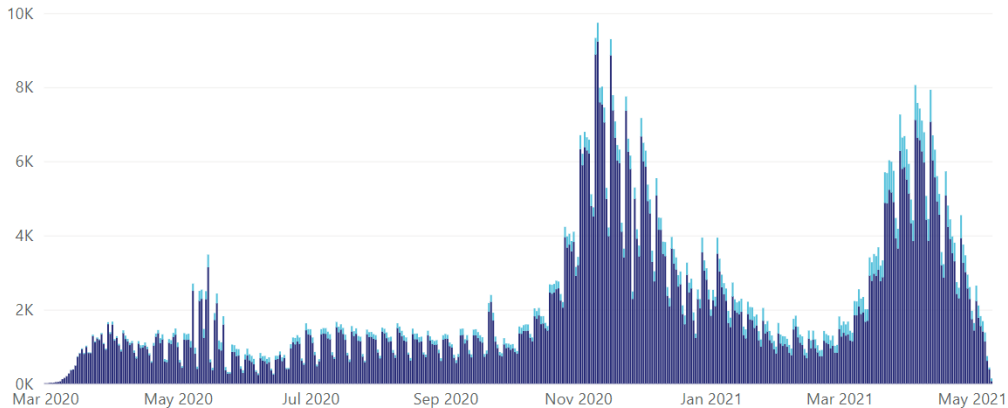
The number of daily confirmed cases represent the total number of people who had a positive NAAT/RT-PCR test for COVID-19. Cases are shown by the date of onset of symptoms.

Filter by Date:

3/1/2020

5/10/2021

Cases by Date of Onset

Case Status ● Confirmed ● Probable

Cases

Deaths

View Table

Select Preparedness Region:

All

Select County:

All

Cases are shown by onset date or by lab specimen collection date if onset date was unavailable. Deaths are shown by date of death or date of last status update if date of death was unavailable. Tracking of probable cases and deaths did not begin until April 5, 2020, therefore only probable cases referred for investigation on or after April 5, 2020 are displayed (onset may have been prior).

Notes: FCI indicates federal correctional institute. MDOC indicates Michigan Department of Corrections.

Daily Deaths by Status

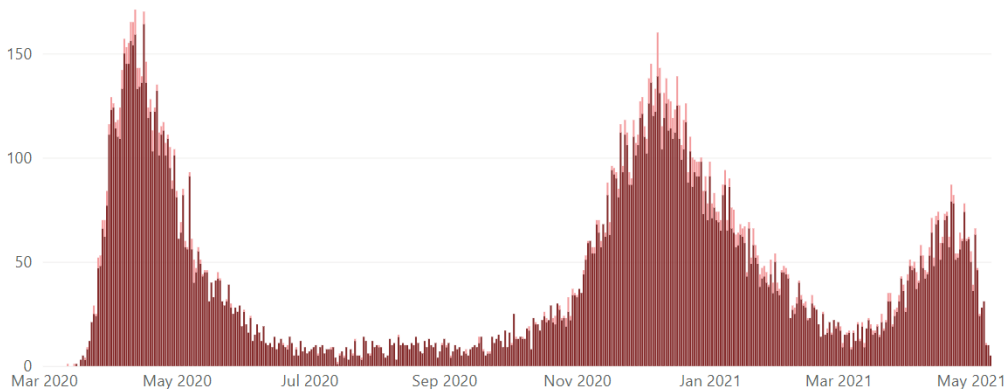
Confirmed deaths include individuals who had a confirmed COVID-19 infection and are classified as deceased by the case investigation, have COVID-19 indicated as a cause of death on their death certificate, or who die within 30 days of infection and their manner of death is listed as natural. Data are shown by the date of death.

Filter by Date:

3/1/2020

5/10/2021

Deaths by Date of Death

Case Status ● Confirmed ● Probable

View Table

View Chart

Select Preparedness Region:

All

Select County:

All

Cases are shown by onset date or by lab specimen collection date if onset date was unavailable. Deaths are shown by date of death or date of last status update if date of death was unavailable. Tracking of probable cases and deaths did not begin until April 5, 2020, therefore these data are not displayed by date.

Notes: FCI indicates federal correctional institute. MDOC indicates Michigan Department of Corrections.

Cumulative Confirmed Cases and Deaths among Confirmed Cases

Cumulative cases represent the total number of people who had a positive NAAT/RT-PCR test for COVID-19. Cases are shown by the date of onset of symptoms. Cumulative Deaths represent the total number of people who had a confirmed COVID-19 infection AND are either classified as deceased during the case investigation, have COVID-19 indicated as a cause of death on their death certificate, or who die within 30 days of onset and their manner of death is listed as natural. Deaths are shown by date of death.

Filter By Date:

3/1/2020

5/10/2021

Cumulative Confirmed Cases and Deaths among Confirmed Cases by Date

● Confirmed Cases ● Deaths

0.8M

0.6M

0.4M

0.2M

0.0M

Mar 2020

May 2020

Jul 2020

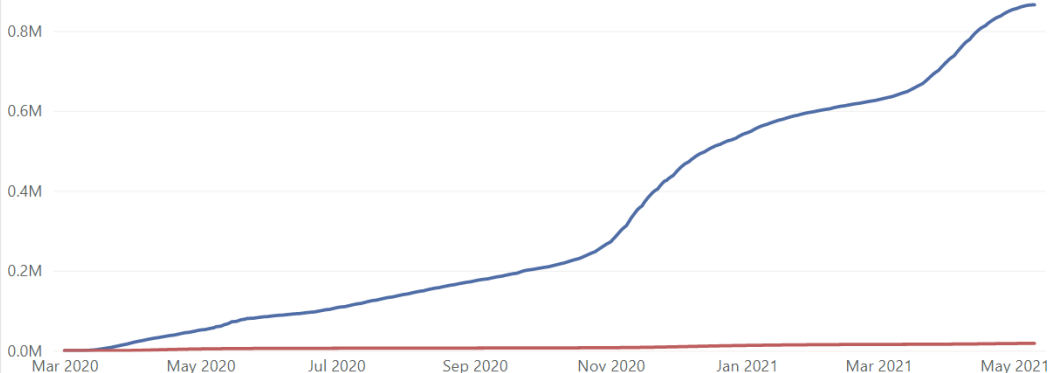
Sep 2020

Nov 2020

Jan 2021

Mar 2021

May 2021



Cases by Demographic Characteristics

Data are suppressed when the number of cases is five or below to protect the confidentiality of individuals. The sum of the cases for individual categories may be fewer than the total number of cases due to data suppression. Rates are not calculated for multiple races, other, and unknown race categories due to the unavailability of an appropriate denominator.

Cases

Deaths

Select case status:

- ☒ Confirmed
☐ Probable

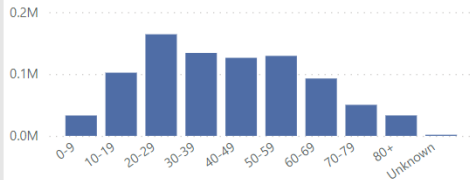
Select Preparedness Region:

All

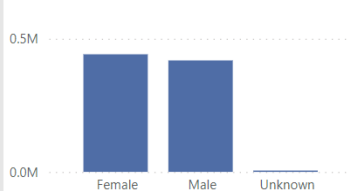
Select county:

All

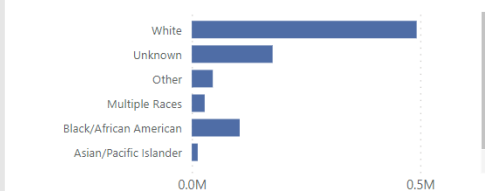
Cases by Age Group



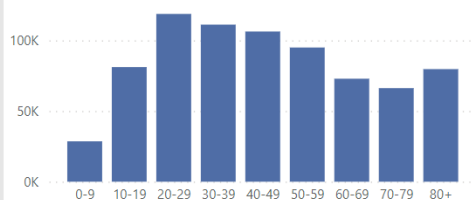
Cases by Sex



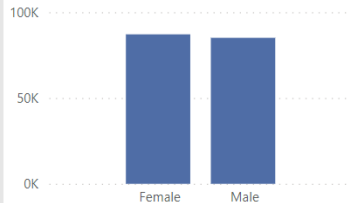
Cases by Race



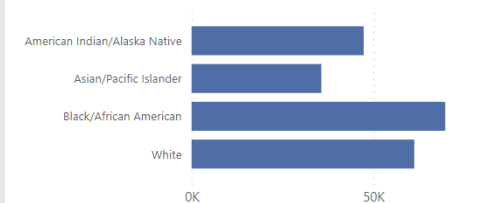
Cases per Million by Age Group



Cases per Million by Sex



Cases per Million by Race



Cases by Demographic Characteristics

Data are suppressed when the number of cases is five or below to protect the confidentiality of individuals. The sum of the cases for individual categories may be fewer than the total number of cases due to data suppression. Rates are not calculated for multiple races, other, and unknown race categories due to the unavailability of an appropriate denominator.

Cases

Deaths

Select case status:

- ☐ Confirmed
☒ Probable

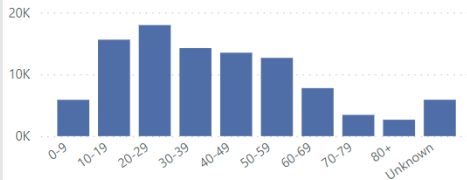
Select Preparedness Region:

All

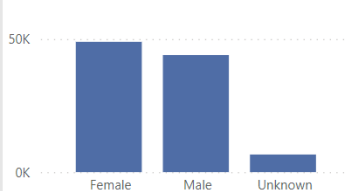
Select county:

All

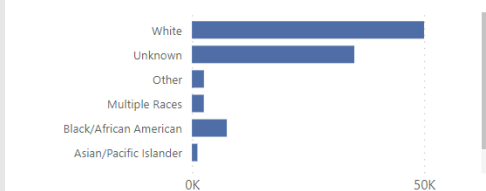
Cases by Age Group



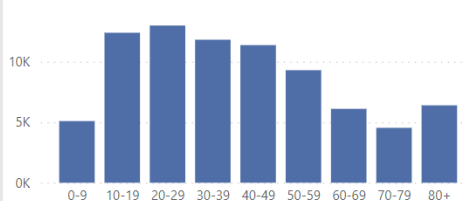
Cases by Sex



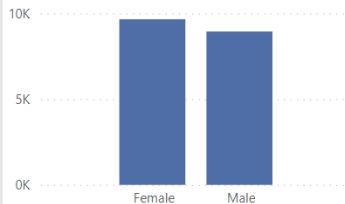
Cases by Race



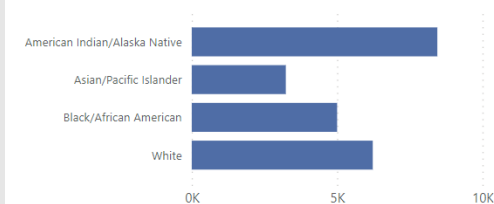
Cases per Million by Age Group



Cases per Million by Sex



Cases per Million by Race



Deaths by Demographic Characteristics

Data are suppressed when the number of deaths is five or below to protect the confidentiality of individuals. The sum of the deaths for individual categories may be fewer than the total number of deaths due to data suppression. Rates are not calculated for multiple races, other, and unknown race categories due to the unavailability of an appropriate denominator.

Cases

Deaths

Select case status:

- ☒ Confirmed
☐ Probable

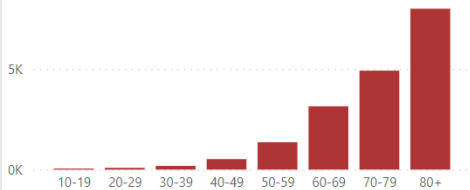
Select Preparedness Region:

All

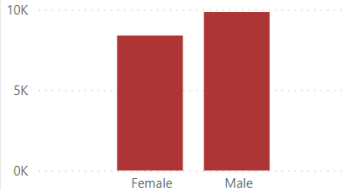
Select county:

All

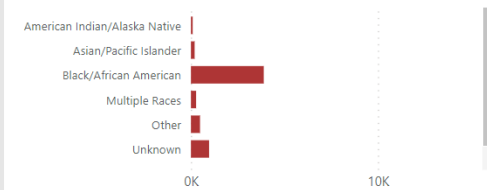
Deaths by Age Group



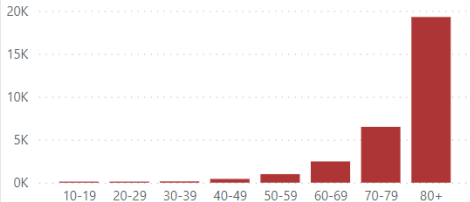
Deaths by Sex



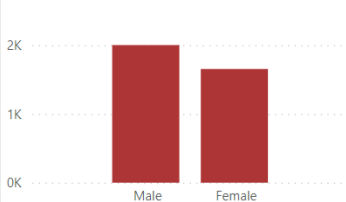
Deaths by Race



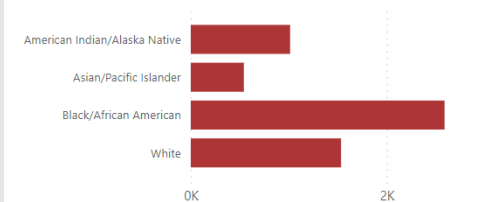
Deaths per Million by Age Group



Deaths per Million by Sex



Deaths per Million by Race



Deaths by Demographic Characteristics

Data are suppressed when the number of deaths is five or below to protect the confidentiality of individuals. The sum of the deaths for individual categories may be fewer than the total number of deaths due to data suppression. Rates are not calculated for multiple races, other, and unknown race categories due to the unavailability of an appropriate denominator.

Cases

Deaths

Select case status:

- ☐ Confirmed
☒ Probable

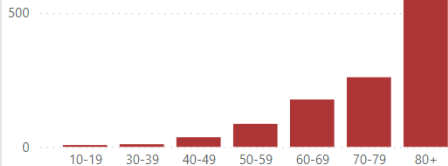
Select Preparedness Region:

All

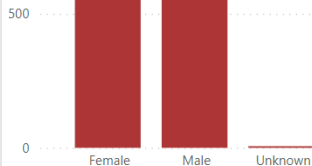
Select county:

All

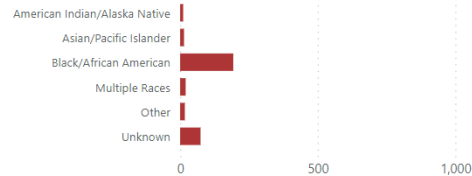
Deaths by Age Group



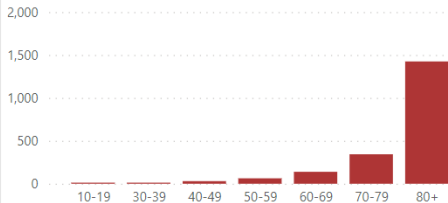
Deaths by Sex



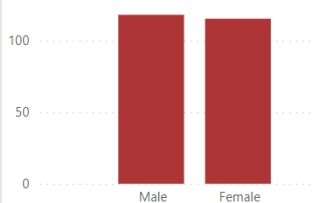
Deaths by Race



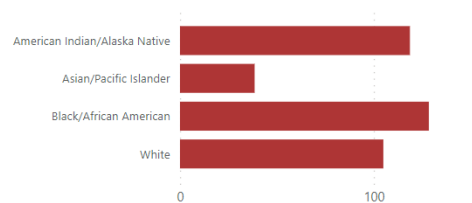
Deaths per Million by Age Group



Deaths per Million by Sex



Deaths per Million by Race



[View Table](#)[View Charts](#)

Select Preparedness Region:

All

Select County:

All

Diagnostic tests are used to find current infection and look for genes or proteins from the severe acute respiratory syndrome coronavirus 2 (SARS-CoV-2), the virus that causes COVID-19. These tests, which are performed as nasal swabs, include: Nucleic acid amplification test/real-time polymerase chain reaction (NAAT/RT-PCR) test and rapid virus antigen detection tests.

Serology tests are used to look for the possibility of previous infection. Serology tests look for antibodies to SARS-CoV-2 in the blood. There are currently two types of serology tests: the enzyme-linked immunosorbent assay (ELISA) test and the rapid antibody detection test. Serology tests do not diagnose disease and do not guarantee immunity, but might provide information about previous infection.

Total Covid-19 Laboratory Tests

Total testing includes both diagnostic tests which are used to determine if an individual currently has COVID-19 and serology testing which is used to determine if a person has antibodies to Covid-19.

Filter by Date:

3/10/2020

5/9/2021

Total Laboratory Tests by Type and Date

Test Type ● Diagnostic ● Serology

100K

50K

0K

May 2020

Jul 2020

Sep 2020

Nov 2020

Jan 2021

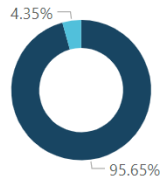
Mar 2021

May 2021

Total Tests Completed to Date

Test Type	Count	Tests per Million Residents
Diagnostic	13,214,417	1,322,615
Serology	601,490	60,202
Total	13,815,907	1,382,817

Percent of Tests Completed by Type



Test Type

● Diagnostic

● Serology

[View Table](#)[View Charts](#)

Select Preparedness Region

All



Select County

All



Diagnostic tests are used to find current infection and look for genes or proteins from the severe acute respiratory syndrome coronavirus 2 (SARS-CoV-2), the virus that causes COVID-19. These tests, which are performed as nasal swabs, include: Nucleic acid amplification test/real-time polymerase chain reaction (NAAT/RT-PCR) test and rapid virus antigen detection tests. Diagnostic tests do not include serology tests which look for antibodies to SARS-Cov-2 in the blood.

Diagnostic Covid-19 Laboratory Tests

Diagnostic tests are used to determine if an individual is currently infected with Covid-19.

Filter by Date

3/10/2020

5/9/2021

Total Laboratory Tests by Type and Date

Test Type ● Negative ● Positive

100K

50K

0K

May 2020

Jul 2020

Sep 2020

Nov 2020

Jan 2021

Mar 2021

May 2021

Percent of Diagnostic Tests That Were Positive

60%

40%

20%

0%

May 2020

Jul 2020

Sep 2020

Nov 2020

Jan 2021

Mar 2021

May 2021

Where does the data come from?

The State of Michigan COVID-19 Dashboard displays the most recent provisional data reported to the Michigan Department of Health and Humans Services (MDHHS) about cases in Michigan by selected demographics and county of residence (City of Detroit and Wayne County are reported separately). Data are reported to MDHHS via the [Michigan Disease Surveillance System \(MDSS\)](#). Provisional Death data are provided by the MDHHS Division for [Vital Records & Health Statistics](#).

How does MDHHS classify confirmed and probable cases?

Confirmed cases only include individuals who have had a positive diagnostic laboratory test for COVID-19. Probable cases include individuals who have symptoms consistent with COVID-19 and an epidemiologic link to a confirmed case or a positive serology (antibody) test, but do not have a positive diagnostic laboratory test for COVID-19 and individuals with a positive serology (antibody) test for COVID-19 and an epidemiologic link to a confirmed case.

How does MDHHS classify confirmed and probable deaths?

Confirmed deaths include individuals who meet one or more of the following conditions: 1) Have been identified as a confirmed case and classified as deceased as a result of a case investigation in the Michigan Disease Surveillance System (MDSS). MDSS is the database used by state and local health department to monitor reportable diseases like COVID-19; 2) have been identified as a confirmed case in MDSS had have a death certificate with COVID-19 listed as a cause of death; 3) have been identified as a confirmed case in MDSS and die within 30 days of onset of COVID-19 infection and have a death certificate which classifies their manner death as 'natural'. Probable deaths include individuals who have COVID indicated as a cause of death on their death certificate but have not had a positive diagnostic laboratory test.

Why do the number of probable cases fluctuate?

The number of probable cases can change daily based on the investigation efforts of the health department. When a probable case is first reported, local and/or state health department staff investigate to determine if the person meets the case definition of probable. As additional information is gathered, the case could be re-classified to confirmed, remain as probable, or be determined as not a case.

Why do data in the demographics tab not sum to the total number of cases for a county or region?

Data are not shown whenever the number of cases for a particular demographic category is fewer than six to protect the confidentiality of individuals. Rates are not calculated for other, multiple, and unknown race because an appropriate population denominator is not available for these categories at the county level.

Where can I get more information about COVID-19?

Visit <https://www.michigan.gov/coronavirus> to find information on resources and assistance, answers to frequently asked questions, and the latest updates on Michigan's response to COVID-19. For COVID-19 updates from CDC visit <https://www.cdc.gov/coronavirus/2019-ncov>.

PUBLIC USE DATASETS

Cases and Deaths by County

README

Includes total cases and deaths to date by case status (confirmed or probable) and county. County is based on the county of residence.

Confirmed cases only include individuals who have had a positive diagnostic laboratory test for COVID-19.

Probable cases include individuals who have symptoms consistent with COVID-19 and an epidemiologic link to a confirmed case or a positive serology (antibody) test, but do not have a positive diagnostic laboratory test for COVID-19 and individuals with a positive serology (antibody) test for COVID-19 and an epidemiologic link to a confirmed case.

Confirmed deaths include individuals who meet one or more of the following conditions: 1) Have been identified as a confirmed case and classified as deceased as a result of a case investigation in the Michigan Disease Surveillance System (MDSS). MDSS is the database used by state and local health department to monitor reportable diseases like COVID-19; 2) have been identified as a confirmed case in MDSS had have a death certificate with COVID-19 listed as a cause of death; 3) have been identified as a confirmed case in MDSS and die within 30 days of onset of COVID-19 infection and have a death certificate which classifies their manner death as 'natural'.

Probable deaths include individuals who have COVID indicated as a cause of death on their death certificate but have not had a positive diagnostic laboratory test.

The number of probable cases can change daily based on information obtained through the health department investigation. Probable cases can be re-classified as a confirmed case or determined to not be a case.

CASES AND DEATHS BY COUNTY 2021-05-10

Updated	COUNTY	ConfirmedCases	ConfirmedDeaths	ProbableCases	ProbableDeaths
2021/05/10 14:18:47	Alcona	592	23	131	5
2021/05/10 14:18:47	Alger	319	2	189	4
2021/05/10 14:18:47	Allegan	9590	114	1086	23
2021/05/10 14:18:47	Alpena	1760	58	414	1
2021/05/10 14:18:47	Antrim	1252	21	322	6
2021/05/10 14:18:47	Arenac	1039	29	109	0
2021/05/10 14:18:47	Baraga	626	36	119	0
2021/05/10 14:18:47	Barry	5169	59	546	5
2021/05/10 14:18:47	Bay	10258	318	643	13
2021/05/10 14:18:47	Benzie	1040	33	213	1
2021/05/10 14:18:47	Berrien	13521	255	1460	19
2021/05/10 14:18:47	Branch	4236	91	437	4
2021/05/10 14:18:47	Calhoun	11842	264	2052	18
2021/05/10 14:18:47	Cass	4673	69	630	5
2021/05/10 14:18:47	Charlevoix	1251	20	349	0
2021/05/10 14:18:47	Cheboygan	1566	42	313	0
2021/05/10 14:18:47	Chippewa	1053	28	1370	5
2021/05/10 14:18:47	Clare	1978	74	407	1
2021/05/10 14:18:47	Clinton	5887	79	1523	6
2021/05/10 14:18:47	Crawford	898	12	67	0
2021/05/10 14:18:47	Delta	3279	71	665	19
2021/05/10 14:18:47	Dickinson	2372	59	326	15
2021/05/10 14:18:47	Eaton	8665	186	1202	9
2021/05/10 14:18:47	Emmet	1861	40	439	1
2021/05/10 14:18:47	Genesee	32803	836	7926	62
2021/05/10 14:18:47	Gladwin	1862	50	373	3
2021/05/10 14:18:47	Gogebic	1018	22	360	28
2021/05/10 14:18:47	Grand Traver	5493	80	795	13
2021/05/10 14:18:47	Gratiot	3118	110	796	4
2021/05/10 14:18:47	Hillsdale	3874	85	387	3
2021/05/10 14:18:47	Houghton	2478	32	602	8
2021/05/10 14:18:47	Huron	3003	69	1016	5
2021/05/10 14:18:47	Ingham	22179	359	2001	8
2021/05/10 14:18:47	Ionia	5905	75	87	3
2021/05/10 14:18:47	Iosco	1730	67	188	3
2021/05/10 14:18:47	Iron	961	42	67	9
2021/05/10 14:18:47	Isabella	5192	84	882	4
2021/05/10 14:18:47	Jackson	14226	259	1016	7
2021/05/10 14:18:47	Kalamazoo	19473	330	2784	40
2021/05/10 14:18:47	Kalkaska	1006	21	74	0
2021/05/10 14:18:47	Kent	65914	741	4349	62
2021/05/10 14:18:47	Keweenaw	142	1	31	1
2021/05/10 14:18:47	Lake	559	14	43	1
2021/05/10 14:18:47	Lapeer	7611	182	1342	1
2021/05/10 14:18:47	Leelanau	1002	18	211	0
2021/05/10 14:18:47	Lenawee	8441	149	666	5
2021/05/10 14:18:47	Livingston	14357	166	1884	13

2021/05/10 14:18:47	Luce	188	1	209	1
2021/05/10 14:18:47	Mackinac	413	3	229	0
2021/05/10 14:18:47	Macomb	89542	2199	7775	122
2021/05/10 14:18:47	Manistee	1086	19	83	3
2021/05/10 14:18:47	Marquette	4192	57	799	1
2021/05/10 14:18:47	Mason	1954	36	123	0
2021/05/10 14:18:47	Mecosta	2913	30	168	0
2021/05/10 14:18:47	Menominee	1762	39	318	2
2021/05/10 14:18:47	Midland	6570	79	698	3
2021/05/10 14:18:47	Missaukee	1219	16	237	8
2021/05/10 14:18:47	Monroe	12495	224	2477	20
2021/05/10 14:18:47	Montcalm	5135	104	545	2
2021/05/10 14:18:47	Montmorenc	489	18	85	1
2021/05/10 14:18:47	Muskegon	14723	328	510	8
2021/05/10 14:18:47	Newaygo	4322	58	308	2
2021/05/10 14:18:47	Oakland	99058	2124	15503	129
2021/05/10 14:18:47	Oceana	2562	56	128	2
2021/05/10 14:18:47	Ogemaw	1373	37	258	1
2021/05/10 14:18:47	Ontonagon	400	20	57	1
2021/05/10 14:18:47	Osceola	1607	28	251	0
2021/05/10 14:18:47	Oscoda	526	23	102	2
2021/05/10 14:18:47	Otsego	1876	33	390	5
2021/05/10 14:18:47	Ottawa	29362	362	2299	43
2021/05/10 14:18:47	Presque Isle	858	30	152	1
2021/05/10 14:18:47	Roscommon	1570	45	272	2
2021/05/10 14:18:47	Saginaw	19222	562	1266	17
2021/05/10 14:18:47	Sanilac	3665	101	505	7
2021/05/10 14:18:47	Schoolcraft	320	4	67	1
2021/05/10 14:18:47	Shiawassee	5521	99	658	2
2021/05/10 14:18:47	St Clair	14976	392	2771	20
2021/05/10 14:18:47	St Joseph	5290	89	720	6
2021/05/10 14:18:47	Tuscola	4789	155	745	11
2021/05/10 14:18:47	Van Buren	6443	107	450	13
2021/05/10 14:18:47	Washtenaw	23555	270	2330	6
2021/05/10 14:18:47	Wayne	98866	2412	8089	142
2021/05/10 14:18:47	Wexford	2480	39	323	3
2021/05/10 14:18:47	MDOC	25895	150	836	3
2021/05/10 14:18:47	FCI	310	5	5	0
2021/05/10 14:18:47	Out-of-State	1761	13	126	2
2021/05/10 14:18:47	Unknown	1	0	31	0
2021/05/10 14:18:47	Detroit City	48986	2097	3804	137

PUBLIC USE DATASETS

Cases by Demographics Statewide

README

Includes the total number of confirmed and probable cases and confirmed and probable deaths to date by demographic characteristics

Confirmed cases only include individuals who have had a positive diagnostic laboratory test for COVID-19.

Probable cases include individuals who have symptoms consistent with COVID-19 and an epidemiologic link to a confirmed case or a positive serology (antibody) test, but do not have a positive diagnostic laboratory test for COVID-19 and individuals with a positive serology (antibody) test for COVID-19 and an epidemiologic link to a confirmed case.

Confirmed deaths include individuals who meet one or more of the following conditions: 1) Have been identified as a confirmed case and classified as deceased as a result of a case investigation in the Michigan Disease Surveillance System (MDSS). MDSS is the database used by state and local health department to monitor reportable diseases like COVID-19; 2) have been identified as a confirmed case in MDSS had have a death certificate with COVID-19 listed as a cause of death; 3) have been identified as a confirmed case in MDSS and die within 30 days of onset of COVID-19 infection and have a death certificate which classifies their manner death as 'natural'.

Probable deaths include individuals who have COVID indicated as a cause of death on their death certificate but have not had a positive diagnostic laboratory test.

The number of probable cases can change daily based on information obtained through the health department investigation. Probable cases can be re-classified as a confirmed case or determined to not be a case.

Data is suppressed when the number of cases or deaths in a single category is between one and five to protect the confidentiality of individuals.

CASES BY DEMOGRAPHICS STATEWIDE 2021-05-10

CASE_STATUS	AgeCat	RaceCat	SEX	Cases	Deaths
Confirmed	0-9	American Indian/Alaska Native	Female	129	0
Confirmed	10-19	American Indian/Alaska Native	Female	321	0
Confirmed	20-29	American Indian/Alaska Native	Female	481	0
Confirmed	30-39	American Indian/Alaska Native	Female	362	Suppressed
Confirmed	40-49	American Indian/Alaska Native	Female	334	Suppressed
Confirmed	50-59	American Indian/Alaska Native	Female	327	Suppressed
Confirmed	60-69	American Indian/Alaska Native	Female	202	9
Confirmed	70-79	American Indian/Alaska Native	Female	100	10
Confirmed	80+	American Indian/Alaska Native	Female	41	9
Confirmed	Unknown	American Indian/Alaska Native	Female	Suppressed	0
Confirmed	0-9	Asian/Pacific Islander	Female	251	0
Confirmed	10-19	Asian/Pacific Islander	Female	791	0
Confirmed	20-29	Asian/Pacific Islander	Female	1422	0
Confirmed	30-39	Asian/Pacific Islander	Female	1235	Suppressed
Confirmed	40-49	Asian/Pacific Islander	Female	1074	0
Confirmed	50-59	Asian/Pacific Islander	Female	869	7
Confirmed	60-69	Asian/Pacific Islander	Female	461	10
Confirmed	70-79	Asian/Pacific Islander	Female	236	24
Confirmed	80+	Asian/Pacific Islander	Female	140	36
Confirmed	Unknown	Asian/Pacific Islander	Female	0	0
Confirmed	0-9	Black/African American	Female	2318	Suppressed
Confirmed	10-19	Black/African American	Female	5156	Suppressed
Confirmed	20-29	Black/African American	Female	10935	17
Confirmed	30-39	Black/African American	Female	9673	24
Confirmed	40-49	Black/African American	Female	7917	79
Confirmed	50-59	Black/African American	Female	6758	180
Confirmed	60-69	Black/African American	Female	5342	388
Confirmed	70-79	Black/African American	Female	2985	497
Confirmed	80+	Black/African American	Female	1923	632
Confirmed	Unknown	Black/African American	Female	19	0
Confirmed	0-9	Multiple Races	Female	731	0
Confirmed	10-19	Multiple Races	Female	2172	Suppressed
Confirmed	20-29	Multiple Races	Female	2891	0
Confirmed	30-39	Multiple Races	Female	2089	0
Confirmed	40-49	Multiple Races	Female	2107	Suppressed
Confirmed	50-59	Multiple Races	Female	2146	11
Confirmed	60-69	Multiple Races	Female	1541	16
Confirmed	70-79	Multiple Races	Female	835	31
Confirmed	80+	Multiple Races	Female	531	65
Confirmed	Unknown	Multiple Races	Female	11	0
Confirmed	0-9	Other	Female	1246	Suppressed
Confirmed	10-19	Other	Female	3084	Suppressed
Confirmed	20-29	Other	Female	4913	0
Confirmed	30-39	Other	Female	3821	Suppressed
Confirmed	40-49	Other	Female	3521	7
Confirmed	50-59	Other	Female	2761	17
Confirmed	60-69	Other	Female	1683	44

Confirmed	70-79	Other	Female	807	46
Confirmed	80+	Other	Female	549	86
Confirmed	Unknown	Other	Female	9	0
Confirmed	0-9	Unknown	Female	2644	0
Confirmed	10-19	Unknown	Female	9701	0
Confirmed	20-29	Unknown	Female	17550	Suppressed
Confirmed	30-39	Unknown	Female	14280	Suppressed
Confirmed	40-49	Unknown	Female	14292	15
Confirmed	50-59	Unknown	Female	14598	23
Confirmed	60-69	Unknown	Female	8494	65
Confirmed	70-79	Unknown	Female	3755	102
Confirmed	80+	Unknown	Female	2626	261
Confirmed	Unknown	Unknown	Female	116	0
Confirmed	0-9	White	Female	8488	0
Confirmed	10-19	White	Female	30989	Suppressed
Confirmed	20-29	White	Female	46772	21
Confirmed	30-39	White	Female	36645	31
Confirmed	40-49	White	Female	35089	81
Confirmed	50-59	White	Female	36947	270
Confirmed	60-69	White	Female	28228	681
Confirmed	70-79	White	Female	16932	1306
Confirmed	80+	White	Female	14198	3253
Confirmed	Unknown	White	Female	108	0
Confirmed	0-9	American Indian/Alaska Native	Male	119	0
Confirmed	10-19	American Indian/Alaska Native	Male	331	0
Confirmed	20-29	American Indian/Alaska Native	Male	386	0
Confirmed	30-39	American Indian/Alaska Native	Male	334	Suppressed
Confirmed	40-49	American Indian/Alaska Native	Male	315	Suppressed
Confirmed	50-59	American Indian/Alaska Native	Male	255	Suppressed
Confirmed	60-69	American Indian/Alaska Native	Male	208	28
Confirmed	70-79	American Indian/Alaska Native	Male	92	14
Confirmed	80+	American Indian/Alaska Native	Male	35	9
Confirmed	Unknown	American Indian/Alaska Native	Male	0	0
Confirmed	0-9	Asian/Pacific Islander	Male	315	0
Confirmed	10-19	Asian/Pacific Islander	Male	804	0
Confirmed	20-29	Asian/Pacific Islander	Male	1624	Suppressed
Confirmed	30-39	Asian/Pacific Islander	Male	1197	Suppressed
Confirmed	40-49	Asian/Pacific Islander	Male	925	Suppressed
Confirmed	50-59	Asian/Pacific Islander	Male	817	Suppressed
Confirmed	60-69	Asian/Pacific Islander	Male	475	30
Confirmed	70-79	Asian/Pacific Islander	Male	206	41
Confirmed	80+	Asian/Pacific Islander	Male	102	34
Confirmed	Unknown	Asian/Pacific Islander	Male	Suppressed	0
Confirmed	0-9	Black/African American	Male	2333	0
Confirmed	10-19	Black/African American	Male	4609	Suppressed
Confirmed	20-29	Black/African American	Male	10018	18
Confirmed	30-39	Black/African American	Male	9590	45
Confirmed	40-49	Black/African American	Male	8193	124
Confirmed	50-59	Black/African American	Male	7436	292
Confirmed	60-69	Black/African American	Male	5340	525

Confirmed	70-79	Black/African American	Male	2684	628
Confirmed	80+	Black/African American	Male	1105	439
Confirmed	Unknown	Black/African American	Male	10	0
Confirmed	0-9	Multiple Races	Male	781	Suppressed
Confirmed	10-19	Multiple Races	Male	2138	0
Confirmed	20-29	Multiple Races	Male	2446	0
Confirmed	30-39	Multiple Races	Male	1726	Suppressed
Confirmed	40-49	Multiple Races	Male	1689	Suppressed
Confirmed	50-59	Multiple Races	Male	1700	9
Confirmed	60-69	Multiple Races	Male	1454	40
Confirmed	70-79	Multiple Races	Male	772	41
Confirmed	80+	Multiple Races	Male	329	51
Confirmed	Unknown	Multiple Races	Male	7	0
Confirmed	0-9	Other	Male	1300	0
Confirmed	10-19	Other	Male	3141	0
Confirmed	20-29	Other	Male	5056	Suppressed
Confirmed	30-39	Other	Male	3990	6
Confirmed	40-49	Other	Male	3770	23
Confirmed	50-59	Other	Male	3140	33
Confirmed	60-69	Other	Male	1802	80
Confirmed	70-79	Other	Male	766	70
Confirmed	80+	Other	Male	323	67
Confirmed	Unknown	Other	Male	7	0
Confirmed	0-9	Unknown	Male	2804	0
Confirmed	10-19	Unknown	Male	9116	0
Confirmed	20-29	Unknown	Male	18012	Suppressed
Confirmed	30-39	Unknown	Male	14837	11
Confirmed	40-49	Unknown	Male	13649	30
Confirmed	50-59	Unknown	Male	14513	46
Confirmed	60-69	Unknown	Male	8328	94
Confirmed	70-79	Unknown	Male	3151	146
Confirmed	80+	Unknown	Male	1459	169
Confirmed	Unknown	Unknown	Male	139	0
Confirmed	0-9	White	Male	9313	0
Confirmed	10-19	White	Male	29225	Suppressed
Confirmed	20-29	White	Male	40615	26
Confirmed	30-39	White	Male	33438	51
Confirmed	40-49	White	Male	32442	146
Confirmed	50-59	White	Male	36296	459
Confirmed	60-69	White	Male	28751	1138
Confirmed	70-79	White	Male	16653	1966
Confirmed	80+	White	Male	9600	2889
Confirmed	Unknown	White	Male	85	0
Confirmed	0-9	American Indian/Alaska Native	Unknown	Suppressed	0
Confirmed	10-19	American Indian/Alaska Native	Unknown	Suppressed	0
Confirmed	20-29	American Indian/Alaska Native	Unknown	Suppressed	0
Confirmed	30-39	American Indian/Alaska Native	Unknown	Suppressed	0
Confirmed	40-49	American Indian/Alaska Native	Unknown	0	0
Confirmed	50-59	American Indian/Alaska Native	Unknown	Suppressed	0
Confirmed	60-69	American Indian/Alaska Native	Unknown	Suppressed	0

Confirmed	70-79	American Indian/Alaska Native	Unknown	Suppressed	0
Confirmed	80+	American Indian/Alaska Native	Unknown	0	0
Confirmed	Unknown	American Indian/Alaska Native	Unknown	0	0
Confirmed	0-9	Asian/Pacific Islander	Unknown	0	0
Confirmed	10-19	Asian/Pacific Islander	Unknown	7	0
Confirmed	20-29	Asian/Pacific Islander	Unknown	8	0
Confirmed	30-39	Asian/Pacific Islander	Unknown	Suppressed	0
Confirmed	40-49	Asian/Pacific Islander	Unknown	Suppressed	0
Confirmed	50-59	Asian/Pacific Islander	Unknown	Suppressed	0
Confirmed	60-69	Asian/Pacific Islander	Unknown	Suppressed	0
Confirmed	70-79	Asian/Pacific Islander	Unknown	0	0
Confirmed	80+	Asian/Pacific Islander	Unknown	0	0
Confirmed	Unknown	Asian/Pacific Islander	Unknown	0	0
Confirmed	0-9	Black/African American	Unknown	Suppressed	0
Confirmed	10-19	Black/African American	Unknown	18	0
Confirmed	20-29	Black/African American	Unknown	124	0
Confirmed	30-39	Black/African American	Unknown	111	0
Confirmed	40-49	Black/African American	Unknown	116	0
Confirmed	50-59	Black/African American	Unknown	92	0
Confirmed	60-69	Black/African American	Unknown	41	0
Confirmed	70-79	Black/African American	Unknown	11	0
Confirmed	80+	Black/African American	Unknown	Suppressed	0
Confirmed	Unknown	Black/African American	Unknown	Suppressed	0
Confirmed	0-9	Multiple Races	Unknown	6	0
Confirmed	10-19	Multiple Races	Unknown	15	0
Confirmed	20-29	Multiple Races	Unknown	24	0
Confirmed	30-39	Multiple Races	Unknown	15	0
Confirmed	40-49	Multiple Races	Unknown	17	0
Confirmed	50-59	Multiple Races	Unknown	12	0
Confirmed	60-69	Multiple Races	Unknown	15	0
Confirmed	70-79	Multiple Races	Unknown	6	0
Confirmed	80+	Multiple Races	Unknown	Suppressed	0
Confirmed	Unknown	Multiple Races	Unknown	Suppressed	0
Confirmed	0-9	Other	Unknown	20	0
Confirmed	10-19	Other	Unknown	24	0
Confirmed	20-29	Other	Unknown	45	0
Confirmed	30-39	Other	Unknown	40	0
Confirmed	40-49	Other	Unknown	62	0
Confirmed	50-59	Other	Unknown	33	0
Confirmed	60-69	Other	Unknown	18	0
Confirmed	70-79	Other	Unknown	Suppressed	0
Confirmed	80+	Other	Unknown	10	0
Confirmed	Unknown	Other	Unknown	Suppressed	0
Confirmed	0-9	Unknown	Unknown	124	0
Confirmed	10-19	Unknown	Unknown	344	0
Confirmed	20-29	Unknown	Unknown	626	0
Confirmed	30-39	Unknown	Unknown	446	0
Confirmed	40-49	Unknown	Unknown	435	0
Confirmed	50-59	Unknown	Unknown	400	0
Confirmed	60-69	Unknown	Unknown	208	0

Confirmed	70-79	Unknown	Unknown	94	0
Confirmed	80+	Unknown	Unknown	63	0
Confirmed	Unknown	Unknown	Unknown	65	0
Confirmed	0-9	White	Unknown	28	0
Confirmed	10-19	White	Unknown	153	0
Confirmed	20-29	White	Unknown	255	0
Confirmed	30-39	White	Unknown	223	0
Confirmed	40-49	White	Unknown	208	0
Confirmed	50-59	White	Unknown	195	0
Confirmed	60-69	White	Unknown	133	0
Confirmed	70-79	White	Unknown	61	0
Confirmed	80+	White	Unknown	22	0
Confirmed	Unknown	White	Unknown	Suppressed	0
Probable	0-9	American Indian/Alaska Native	Female	38	0
Probable	10-19	American Indian/Alaska Native	Female	69	0
Probable	20-29	American Indian/Alaska Native	Female	79	0
Probable	30-39	American Indian/Alaska Native	Female	65	0
Probable	40-49	American Indian/Alaska Native	Female	62	0
Probable	50-59	American Indian/Alaska Native	Female	36	0
Probable	60-69	American Indian/Alaska Native	Female	30	0
Probable	70-79	American Indian/Alaska Native	Female	9	0
Probable	80+	American Indian/Alaska Native	Female	Suppressed	Suppressed
Probable	Unknown	American Indian/Alaska Native	Female	Suppressed	0
Probable	0-9	Asian/Pacific Islander	Female	35	0
Probable	10-19	Asian/Pacific Islander	Female	82	0
Probable	20-29	Asian/Pacific Islander	Female	148	0
Probable	30-39	Asian/Pacific Islander	Female	105	0
Probable	40-49	Asian/Pacific Islander	Female	83	0
Probable	50-59	Asian/Pacific Islander	Female	79	0
Probable	60-69	Asian/Pacific Islander	Female	37	Suppressed
Probable	70-79	Asian/Pacific Islander	Female	15	Suppressed
Probable	80+	Asian/Pacific Islander	Female	Suppressed	0
Probable	Unknown	Asian/Pacific Islander	Female	6	0
Probable	0-9	Black/African American	Female	206	0
Probable	10-19	Black/African American	Female	492	0
Probable	20-29	Black/African American	Female	926	Suppressed
Probable	30-39	Black/African American	Female	773	0
Probable	40-49	Black/African American	Female	630	Suppressed
Probable	50-59	Black/African American	Female	486	12
Probable	60-69	Black/African American	Female	321	20
Probable	70-79	Black/African American	Female	118	17
Probable	80+	Black/African American	Female	80	34
Probable	Unknown	Black/African American	Female	33	Suppressed
Probable	0-9	Multiple Races	Female	128	0
Probable	10-19	Multiple Races	Female	276	0
Probable	20-29	Multiple Races	Female	235	0
Probable	30-39	Multiple Races	Female	153	0
Probable	40-49	Multiple Races	Female	151	0
Probable	50-59	Multiple Races	Female	150	Suppressed
Probable	60-69	Multiple Races	Female	100	Suppressed

Probable	70-79	Multiple Races	Female	42	0
Probable	80+	Multiple Races	Female	30	7
Probable	Unknown	Multiple Races	Female	51	0
Probable	0-9	Other	Female	87	0
Probable	10-19	Other	Female	215	Suppressed
Probable	20-29	Other	Female	276	0
Probable	30-39	Other	Female	210	0
Probable	40-49	Other	Female	185	0
Probable	50-59	Other	Female	137	Suppressed
Probable	60-69	Other	Female	78	Suppressed
Probable	70-79	Other	Female	30	0
Probable	80+	Other	Female	13	Suppressed
Probable	Unknown	Other	Female	18	0
Probable	0-9	Unknown	Female	696	0
Probable	10-19	Unknown	Female	2075	0
Probable	20-29	Unknown	Female	2763	0
Probable	30-39	Unknown	Female	2089	0
Probable	40-49	Unknown	Female	2087	0
Probable	50-59	Unknown	Female	1915	Suppressed
Probable	60-69	Unknown	Female	1241	Suppressed
Probable	70-79	Unknown	Female	457	Suppressed
Probable	80+	Unknown	Female	284	24
Probable	Unknown	Unknown	Female	1502	0
Probable	0-9	White	Female	1536	0
Probable	10-19	White	Female	4276	Suppressed
Probable	20-29	White	Female	4634	0
Probable	30-39	White	Female	3750	Suppressed
Probable	40-49	White	Female	3662	7
Probable	50-59	White	Female	3454	21
Probable	60-69	White	Female	2168	39
Probable	70-79	White	Female	1112	79
Probable	80+	White	Female	1269	288
Probable	Unknown	White	Female	383	Suppressed
Probable	0-9	American Indian/Alaska Native	Male	37	0
Probable	10-19	American Indian/Alaska Native	Male	96	0
Probable	20-29	American Indian/Alaska Native	Male	70	0
Probable	30-39	American Indian/Alaska Native	Male	57	0
Probable	40-49	American Indian/Alaska Native	Male	45	0
Probable	50-59	American Indian/Alaska Native	Male	43	Suppressed
Probable	60-69	American Indian/Alaska Native	Male	22	Suppressed
Probable	70-79	American Indian/Alaska Native	Male	7	Suppressed
Probable	80+	American Indian/Alaska Native	Male	Suppressed	Suppressed
Probable	Unknown	American Indian/Alaska Native	Male	Suppressed	0
Probable	0-9	Asian/Pacific Islander	Male	46	0
Probable	10-19	Asian/Pacific Islander	Male	88	0
Probable	20-29	Asian/Pacific Islander	Male	148	0
Probable	30-39	Asian/Pacific Islander	Male	116	Suppressed
Probable	40-49	Asian/Pacific Islander	Male	73	0
Probable	50-59	Asian/Pacific Islander	Male	55	Suppressed
Probable	60-69	Asian/Pacific Islander	Male	25	Suppressed

Probable	70-79	Asian/Pacific Islander	Male	8	Suppressed
Probable	80+	Asian/Pacific Islander	Male	7	Suppressed
Probable	Unknown	Asian/Pacific Islander	Male	Suppressed	0
Probable	0-9	Black/African American	Male	234	0
Probable	10-19	Black/African American	Male	475	Suppressed
Probable	20-29	Black/African American	Male	707	0
Probable	30-39	Black/African American	Male	630	Suppressed
Probable	40-49	Black/African American	Male	500	8
Probable	50-59	Black/African American	Male	441	13
Probable	60-69	Black/African American	Male	256	25
Probable	70-79	Black/African American	Male	98	34
Probable	80+	Black/African American	Male	41	21
Probable	Unknown	Black/African American	Male	18	0
Probable	0-9	Multiple Races	Male	120	0
Probable	10-19	Multiple Races	Male	270	0
Probable	20-29	Multiple Races	Male	178	0
Probable	30-39	Multiple Races	Male	131	0
Probable	40-49	Multiple Races	Male	141	Suppressed
Probable	50-59	Multiple Races	Male	115	0
Probable	60-69	Multiple Races	Male	82	Suppressed
Probable	70-79	Multiple Races	Male	38	Suppressed
Probable	80+	Multiple Races	Male	17	7
Probable	Unknown	Multiple Races	Male	53	0
Probable	0-9	Other	Male	99	0
Probable	10-19	Other	Male	233	0
Probable	20-29	Other	Male	281	0
Probable	30-39	Other	Male	228	0
Probable	40-49	Other	Male	198	Suppressed
Probable	50-59	Other	Male	130	Suppressed
Probable	60-69	Other	Male	82	Suppressed
Probable	70-79	Other	Male	29	Suppressed
Probable	80+	Other	Male	8	Suppressed
Probable	Unknown	Other	Male	16	0
Probable	0-9	Unknown	Male	694	0
Probable	10-19	Unknown	Male	2031	0
Probable	20-29	Unknown	Male	2635	0
Probable	30-39	Unknown	Male	2057	Suppressed
Probable	40-49	Unknown	Male	1856	Suppressed
Probable	50-59	Unknown	Male	1862	Suppressed
Probable	60-69	Unknown	Male	1016	Suppressed
Probable	70-79	Unknown	Male	365	8
Probable	80+	Unknown	Male	172	16
Probable	Unknown	Unknown	Male	1282	0
Probable	0-9	White	Male	1626	Suppressed
Probable	10-19	White	Male	4228	Suppressed
Probable	20-29	White	Male	4017	Suppressed
Probable	30-39	White	Male	3184	Suppressed
Probable	40-49	White	Male	3080	10
Probable	50-59	White	Male	3141	28
Probable	60-69	White	Male	1992	68

Probable	70-79	White	Male	968	107
Probable	80+	White	Male	668	182
Probable	Unknown	White	Male	333	0
Probable	0-9	American Indian/Alaska Native	Unknown	0	0
Probable	10-19	American Indian/Alaska Native	Unknown	0	0
Probable	20-29	American Indian/Alaska Native	Unknown	Suppressed	0
Probable	30-39	American Indian/Alaska Native	Unknown	0	0
Probable	40-49	American Indian/Alaska Native	Unknown	Suppressed	0
Probable	50-59	American Indian/Alaska Native	Unknown	Suppressed	0
Probable	60-69	American Indian/Alaska Native	Unknown	0	0
Probable	70-79	American Indian/Alaska Native	Unknown	0	0
Probable	80+	American Indian/Alaska Native	Unknown	0	0
Probable	Unknown	American Indian/Alaska Native	Unknown	Suppressed	0
Probable	0-9	Asian/Pacific Islander	Unknown	Suppressed	0
Probable	10-19	Asian/Pacific Islander	Unknown	Suppressed	0
Probable	20-29	Asian/Pacific Islander	Unknown	Suppressed	0
Probable	30-39	Asian/Pacific Islander	Unknown	Suppressed	0
Probable	40-49	Asian/Pacific Islander	Unknown	Suppressed	0
Probable	50-59	Asian/Pacific Islander	Unknown	Suppressed	0
Probable	60-69	Asian/Pacific Islander	Unknown	0	0
Probable	70-79	Asian/Pacific Islander	Unknown	0	0
Probable	80+	Asian/Pacific Islander	Unknown	0	0
Probable	Unknown	Asian/Pacific Islander	Unknown	Suppressed	0
Probable	0-9	Black/African American	Unknown	6	0
Probable	10-19	Black/African American	Unknown	8	0
Probable	20-29	Black/African American	Unknown	9	0
Probable	30-39	Black/African American	Unknown	Suppressed	0
Probable	40-49	Black/African American	Unknown	6	0
Probable	50-59	Black/African American	Unknown	6	0
Probable	60-69	Black/African American	Unknown	Suppressed	0
Probable	70-79	Black/African American	Unknown	Suppressed	0
Probable	80+	Black/African American	Unknown	0	0
Probable	Unknown	Black/African American	Unknown	Suppressed	0
Probable	0-9	Multiple Races	Unknown	9	0
Probable	10-19	Multiple Races	Unknown	19	0
Probable	20-29	Multiple Races	Unknown	15	0
Probable	30-39	Multiple Races	Unknown	17	0
Probable	40-49	Multiple Races	Unknown	14	0
Probable	50-59	Multiple Races	Unknown	9	0
Probable	60-69	Multiple Races	Unknown	Suppressed	0
Probable	70-79	Multiple Races	Unknown	Suppressed	0
Probable	80+	Multiple Races	Unknown	0	0
Probable	Unknown	Multiple Races	Unknown	11	0
Probable	0-9	Other	Unknown	6	0
Probable	10-19	Other	Unknown	Suppressed	0
Probable	20-29	Other	Unknown	Suppressed	0
Probable	30-39	Other	Unknown	Suppressed	0
Probable	40-49	Other	Unknown	Suppressed	0
Probable	50-59	Other	Unknown	Suppressed	0
Probable	60-69	Other	Unknown	Suppressed	0

Probable	70-79	Other	Unknown	0	0
Probable	80+	Other	Unknown	0	0
Probable	Unknown	Other	Unknown	0	0
Probable	0-9	Unknown	Unknown	228	0
Probable	10-19	Unknown	Unknown	557	Suppressed
Probable	20-29	Unknown	Unknown	772	0
Probable	30-39	Unknown	Unknown	612	0
Probable	40-49	Unknown	Unknown	648	Suppressed
Probable	50-59	Unknown	Unknown	525	Suppressed
Probable	60-69	Unknown	Unknown	284	0
Probable	70-79	Unknown	Unknown	113	Suppressed
Probable	80+	Unknown	Unknown	41	Suppressed
Probable	Unknown	Unknown	Unknown	2118	0
Probable	0-9	White	Unknown	43	0
Probable	10-19	White	Unknown	111	0
Probable	20-29	White	Unknown	65	0
Probable	30-39	White	Unknown	63	0
Probable	40-49	White	Unknown	67	0
Probable	50-59	White	Unknown	67	0
Probable	60-69	White	Unknown	29	Suppressed
Probable	70-79	White	Unknown	25	0
Probable	80+	White	Unknown	9	0
Probable	Unknown	White	Unknown	48	0

PUBLIC USE DATASETS

COVID-19 Tests by County

README

Data includes tests by type (diagnostic, serology or total combined) by county.

Diagnostic tests are used to find current infection and look for genes or proteins from the severe acute respiratory syndrome coronavirus 2 (SARS-CoV-2), the virus that causes COVID-19. These tests, which are performed as nasal swabs, include: Nucleic acid amplification test/real-time polymerase chain reaction (NAAT/RT-PCR) test and rapid virus antigen detection point of care (POC) tests.

Serology tests are used to look for the possibility of previous infection. Serology tests look for antibodies to SARS-CoV-2 in the blood. There are currently two types of serology tests: the enzyme-linked immunosorbent assay (ELISA) test and the rapid antibody detection POC test. Serology tests do not diagnose disease and do not guarantee immunity, but might provide information about previous infection.

Correctional includes state and federal prisons and county and city detection facilities.

Testing data represents total tests performed, not individuals tested. A single individual may have more than one test completed.

COVID-19 TESTS BY COUNTY 2021-05-10

Updated	COUNTY	TestType	Count	RatePerMillion
2021/05/10 14:19:02	Alcona	Diagnostic	7204	692359
2021/05/10 14:19:02	Alcona	Serology	177	17011
2021/05/10 14:19:02	Alcona	Total	7381	709370
2021/05/10 14:19:02	Alger	Diagnostic	8465	929403
2021/05/10 14:19:02	Alger	Serology	380	41722
2021/05/10 14:19:02	Alger	Total	8845	971124
2021/05/10 14:19:02	Allegan	Diagnostic	117127	991921
2021/05/10 14:19:02	Allegan	Serology	3003	25432
2021/05/10 14:19:02	Allegan	Total	120130	1017352
2021/05/10 14:19:02	Alpena	Serology	753	26509
2021/05/10 14:19:02	Alpena	Diagnostic	21037	740609
2021/05/10 14:19:02	Alpena	Total	21790	767118
2021/05/10 14:19:02	Antrim	Serology	811	34771
2021/05/10 14:19:02	Antrim	Diagnostic	21972	942034
2021/05/10 14:19:02	Antrim	Total	22783	976805
2021/05/10 14:19:02	Arenac	Diagnostic	16162	1085937
2021/05/10 14:19:02	Arenac	Serology	488	32789
2021/05/10 14:19:02	Arenac	Total	16650	1118726
2021/05/10 14:19:02	Baraga	Diagnostic	8498	1035205
2021/05/10 14:19:02	Baraga	Serology	60	7309
2021/05/10 14:19:02	Baraga	Total	8558	1042514
2021/05/10 14:19:02	Barry	Diagnostic	59051	959399
2021/05/10 14:19:02	Barry	Serology	1942	31552
2021/05/10 14:19:02	Barry	Total	60993	990950
2021/05/10 14:19:02	Bay	Diagnostic	125644	1218354
2021/05/10 14:19:02	Bay	Serology	7250	70302
2021/05/10 14:19:02	Bay	Total	132894	1288657
2021/05/10 14:19:02	Benzie	Diagnostic	12635	711190
2021/05/10 14:19:02	Benzie	Serology	769	43285
2021/05/10 14:19:02	Benzie	Total	13404	754475
2021/05/10 14:19:02	Berrien	Diagnostic	234629	1529514
2021/05/10 14:19:02	Berrien	Serology	6067	39550
2021/05/10 14:19:02	Berrien	Total	240696	1569064
2021/05/10 14:19:02	Branch	Diagnostic	41519	954087
2021/05/10 14:19:02	Branch	Serology	588	13512
2021/05/10 14:19:02	Branch	Total	42107	967599
2021/05/10 14:19:02	Calhoun	Diagnostic	196709	1466238
2021/05/10 14:19:02	Calhoun	Serology	1823	13588
2021/05/10 14:19:02	Calhoun	Total	198532	1479826
2021/05/10 14:19:02	Cass	Serology	764	14753
2021/05/10 14:19:02	Cass	Diagnostic	39600	764671
2021/05/10 14:19:02	Cass	Total	40364	779423
2021/05/10 14:19:02	Charlevoix	Diagnostic	22846	873886
2021/05/10 14:19:02	Charlevoix	Serology	1121	42880
2021/05/10 14:19:02	Charlevoix	Total	23967	916765
2021/05/10 14:19:02	Cheboygan	Serology	622	24608
2021/05/10 14:19:02	Cheboygan	Diagnostic	16378	647966

2021/05/10 14:19:02	Cheboygan	Total	17000	672575
2021/05/10 14:19:02	Chippewa	Diagnostic	26643	713352
2021/05/10 14:19:02	Chippewa	Serology	340	9103
2021/05/10 14:19:02	Chippewa	Total	26983	722456
2021/05/10 14:19:02	Clare	Diagnostic	22991	742843
2021/05/10 14:19:02	Clare	Serology	1045	33764
2021/05/10 14:19:02	Clare	Total	24036	776607
2021/05/10 14:19:02	Clinton	Serology	4190	52641
2021/05/10 14:19:02	Clinton	Diagnostic	58456	734418
2021/05/10 14:19:02	Clinton	Total	62646	787059
2021/05/10 14:19:02	Correctional	Diagnostic	889324	
2021/05/10 14:19:02	Correctional	Serology	26417	
2021/05/10 14:19:02	Correctional	Total	915741	
2021/05/10 14:19:02	Crawford	Diagnostic	10593	755079
2021/05/10 14:19:02	Crawford	Serology	364	25946
2021/05/10 14:19:02	Crawford	Total	10957	781025
2021/05/10 14:19:02	Delta	Diagnostic	41251	1152778
2021/05/10 14:19:02	Delta	Serology	866	24201
2021/05/10 14:19:02	Delta	Total	42117	1176979
2021/05/10 14:19:02	Detroit City	Diagnostic	798722	1229174
2021/05/10 14:19:02	Detroit City	Serology	27383	42140
2021/05/10 14:19:02	Detroit City	Total	826105	1271314
2021/05/10 14:19:02	Dickinson	Serology	178	7053
2021/05/10 14:19:02	Dickinson	Diagnostic	19098	756686
2021/05/10 14:19:02	Dickinson	Total	19276	763739
2021/05/10 14:19:02	Eaton	Serology	6290	57043
2021/05/10 14:19:02	Eaton	Diagnostic	126780	1149744
2021/05/10 14:19:02	Eaton	Total	133070	1206787
2021/05/10 14:19:02	Emmet	Diagnostic	30159	902559
2021/05/10 14:19:02	Emmet	Serology	1551	46416
2021/05/10 14:19:02	Emmet	Total	31710	948975
2021/05/10 14:19:02	Genesee	Serology	20299	50021
2021/05/10 14:19:02	Genesee	Diagnostic	394331	971706
2021/05/10 14:19:02	Genesee	Total	414630	1021727
2021/05/10 14:19:02	Gladwin	Diagnostic	19953	784039
2021/05/10 14:19:02	Gladwin	Serology	1201	47192
2021/05/10 14:19:02	Gladwin	Total	21154	831231
2021/05/10 14:19:02	Gogebic	Diagnostic	18257	1306404
2021/05/10 14:19:02	Gogebic	Serology	258	18462
2021/05/10 14:19:02	Gogebic	Total	18515	1324866
2021/05/10 14:19:02	Grand Traverse	Serology	6806	73114
2021/05/10 14:19:02	Grand Traverse	Diagnostic	87010	934707
2021/05/10 14:19:02	Grand Traverse	Total	93816	1007821
2021/05/10 14:19:02	Gratiot	Diagnostic	56820	1395692
2021/05/10 14:19:02	Gratiot	Serology	1141	28027
2021/05/10 14:19:02	Gratiot	Total	57961	1423718
2021/05/10 14:19:02	Hillsdale	Diagnostic	45072	988313
2021/05/10 14:19:02	Hillsdale	Serology	1040	22805
2021/05/10 14:19:02	Hillsdale	Total	46112	1011117
2021/05/10 14:19:02	Houghton	Diagnostic	47038	1318182

2021/05/10 14:19:02	Houghton	Serology	264	7398
2021/05/10 14:19:02	Houghton	Total	47302	1325580
2021/05/10 14:19:02	Huron	Diagnostic	29685	958168
2021/05/10 14:19:02	Huron	Serology	831	26823
2021/05/10 14:19:02	Huron	Total	30516	984991
2021/05/10 14:19:02	Ingham	Diagnostic	341836	1169046
2021/05/10 14:19:02	Ingham	Serology	20051	68572
2021/05/10 14:19:02	Ingham	Total	361887	1237618
2021/05/10 14:19:02	Ionia	Diagnostic	77840	1203147
2021/05/10 14:19:02	Ionia	Serology	2329	35999
2021/05/10 14:19:02	Ionia	Total	80169	1239146
2021/05/10 14:19:02	Iosco	Serology	625	24874
2021/05/10 14:19:02	Iosco	Diagnostic	26010	1035141
2021/05/10 14:19:02	Iosco	Total	26635	1060015
2021/05/10 14:19:02	Iron	Serology	130	11748
2021/05/10 14:19:02	Iron	Diagnostic	24841	2244804
2021/05/10 14:19:02	Iron	Total	24971	2256552
2021/05/10 14:19:02	Isabella	Diagnostic	58708	840222
2021/05/10 14:19:02	Isabella	Serology	1462	20924
2021/05/10 14:19:02	Isabella	Total	60170	861146
2021/05/10 14:19:02	Jackson	Diagnostic	222086	1401085
2021/05/10 14:19:02	Jackson	Serology	3857	24333
2021/05/10 14:19:02	Jackson	Total	225943	1425418
2021/05/10 14:19:02	Kalamazoo	Serology	7154	26990
2021/05/10 14:19:02	Kalamazoo	Diagnostic	302779	1142278
2021/05/10 14:19:02	Kalamazoo	Total	309933	1169267
2021/05/10 14:19:02	Kalkaska	Diagnostic	17026	943896
2021/05/10 14:19:02	Kalkaska	Serology	822	45570
2021/05/10 14:19:02	Kalkaska	Total	17848	989467
2021/05/10 14:19:02	Kent	Diagnostic	902257	1373392
2021/05/10 14:19:02	Kent	Serology	46809	71251
2021/05/10 14:19:02	Kent	Total	949066	1444644
2021/05/10 14:19:02	Keweenaw	Diagnostic	2234	1055766
2021/05/10 14:19:02	Keweenaw	Serology	31	14650
2021/05/10 14:19:02	Keweenaw	Total	2265	1070416
2021/05/10 14:19:02	Lake	Diagnostic	11298	953176
2021/05/10 14:19:02	Lake	Serology	222	18729
2021/05/10 14:19:02	Lake	Total	11520	971906
2021/05/10 14:19:02	Lapeer	Diagnostic	68717	784378
2021/05/10 14:19:02	Lapeer	Serology	3594	41024
2021/05/10 14:19:02	Lapeer	Total	72311	825402
2021/05/10 14:19:02	Leelanau	Diagnostic	12460	572584
2021/05/10 14:19:02	Leelanau	Serology	1095	50319
2021/05/10 14:19:02	Leelanau	Total	13555	622903
2021/05/10 14:19:02	Lenawee	Serology	2227	22620
2021/05/10 14:19:02	Lenawee	Diagnostic	127648	1296564
2021/05/10 14:19:02	Lenawee	Total	129875	1319184
2021/05/10 14:19:02	Livingston	Serology	8127	42329
2021/05/10 14:19:02	Livingston	Diagnostic	206120	1073570
2021/05/10 14:19:02	Livingston	Total	214247	1115899

2021/05/10 14:19:02	Luce	Diagnostic	6208	996629
2021/05/10 14:19:02	Luce	Serology	37	5940
2021/05/10 14:19:02	Luce	Total	6245	1002569
2021/05/10 14:19:02	Mackinac	Diagnostic	8943	828132
2021/05/10 14:19:02	Mackinac	Serology	141	13057
2021/05/10 14:19:02	Mackinac	Total	9084	841189
2021/05/10 14:19:02	Macomb	Serology	62375	71370
2021/05/10 14:19:02	Macomb	Diagnostic	910210	1041464
2021/05/10 14:19:02	Macomb	Total	972585	1112833
2021/05/10 14:19:02	Manistee	Serology	958	39010
2021/05/10 14:19:02	Manistee	Diagnostic	19349	787890
2021/05/10 14:19:02	Manistee	Total	20307	826900
2021/05/10 14:19:02	Marquette	Diagnostic	129992	1948935
2021/05/10 14:19:02	Marquette	Serology	1361	20405
2021/05/10 14:19:02	Marquette	Total	131353	1969340
2021/05/10 14:19:02	Mason	Diagnostic	33512	1149876
2021/05/10 14:19:02	Mason	Serology	1036	35548
2021/05/10 14:19:02	Mason	Total	34548	1185424
2021/05/10 14:19:02	Mecosta	Diagnostic	39862	917359
2021/05/10 14:19:02	Mecosta	Serology	1018	23428
2021/05/10 14:19:02	Mecosta	Total	40880	940787
2021/05/10 14:19:02	Menominee	Diagnostic	24788	1088147
2021/05/10 14:19:02	Menominee	Serology	150	6585
2021/05/10 14:19:02	Menominee	Total	24938	1094732
2021/05/10 14:19:02	Midland	Diagnostic	65923	792763
2021/05/10 14:19:02	Midland	Serology	7583	91190
2021/05/10 14:19:02	Midland	Total	73506	883953
2021/05/10 14:19:02	Missaukee	Diagnostic	10773	712594
2021/05/10 14:19:02	Missaukee	Serology	659	43590
2021/05/10 14:19:02	Missaukee	Total	11432	756185
2021/05/10 14:19:02	Monroe	Serology	6029	40060
2021/05/10 14:19:02	Monroe	Diagnostic	157455	1046213
2021/05/10 14:19:02	Monroe	Total	163484	1086272
2021/05/10 14:19:02	Montcalm	Diagnostic	78027	1221309
2021/05/10 14:19:02	Montcalm	Serology	2430	38035
2021/05/10 14:19:02	Montcalm	Total	80457	1259344
2021/05/10 14:19:02	Montmorency	Diagnostic	8027	860527
2021/05/10 14:19:02	Montmorency	Serology	400	42882
2021/05/10 14:19:02	Montmorency	Total	8427	903409
2021/05/10 14:19:02	Muskegon	Diagnostic	208423	1200829
2021/05/10 14:19:02	Muskegon	Serology	3713	21392
2021/05/10 14:19:02	Muskegon	Total	212136	1222221
2021/05/10 14:19:02	Newaygo	Diagnostic	45247	923785
2021/05/10 14:19:02	Newaygo	Serology	1726	35239
2021/05/10 14:19:02	Newaygo	Total	46973	959024
2021/05/10 14:19:02	Oakland	Diagnostic	1410076	1121258
2021/05/10 14:19:02	Oakland	Serology	115946	92197
2021/05/10 14:19:02	Oakland	Total	1526022	1213455
2021/05/10 14:19:02	Oceana	Serology	894	33778
2021/05/10 14:19:02	Oceana	Diagnostic	35388	1337061

2021/05/10 14:19:02	Oceana	Total	36282	1370839
2021/05/10 14:19:02	Ogemaw	Serology	589	28052
2021/05/10 14:19:02	Ogemaw	Diagnostic	18699	890556
2021/05/10 14:19:02	Ogemaw	Total	19288	918607
2021/05/10 14:19:02	Ontonagon	Diagnostic	7502	1311538
2021/05/10 14:19:02	Ontonagon	Serology	72	12587
2021/05/10 14:19:02	Ontonagon	Total	7574	1324126
2021/05/10 14:19:02	Osceola	Diagnostic	24816	1057801
2021/05/10 14:19:02	Osceola	Serology	1009	43009
2021/05/10 14:19:02	Osceola	Total	25825	1100810
2021/05/10 14:19:02	Oscoda	Diagnostic	5493	666545
2021/05/10 14:19:02	Oscoda	Serology	384	46596
2021/05/10 14:19:02	Oscoda	Total	5877	713142
2021/05/10 14:19:02	Otsego	Diagnostic	22105	896100
2021/05/10 14:19:02	Otsego	Serology	975	39525
2021/05/10 14:19:02	Otsego	Total	23080	935625
2021/05/10 14:19:02	Ottawa	Serology	14710	50406
2021/05/10 14:19:02	Ottawa	Diagnostic	378279	1296231
2021/05/10 14:19:02	Ottawa	Total	392989	1346637
2021/05/10 14:19:02	Presque Isle	Serology	558	44314
2021/05/10 14:19:02	Presque Isle	Diagnostic	10656	846252
2021/05/10 14:19:02	Presque Isle	Total	11214	890565
2021/05/10 14:19:02	Roscommon	Diagnostic	19421	808568
2021/05/10 14:19:02	Roscommon	Serology	710	29560
2021/05/10 14:19:02	Roscommon	Total	20131	838128
2021/05/10 14:19:02	Saginaw	Serology	9641	50599
2021/05/10 14:19:02	Saginaw	Diagnostic	248066	1301917
2021/05/10 14:19:02	Saginaw	Total	257707	1352516
2021/05/10 14:19:02	Sanilac	Serology	1428	34685
2021/05/10 14:19:02	Sanilac	Diagnostic	50824	1234491
2021/05/10 14:19:02	Sanilac	Total	52252	1269177
2021/05/10 14:19:02	Schoolcraft	Diagnostic	6272	774895
2021/05/10 14:19:02	Schoolcraft	Serology	65	8031
2021/05/10 14:19:02	Schoolcraft	Total	6337	782926
2021/05/10 14:19:02	Shiawassee	Diagnostic	69782	1024368
2021/05/10 14:19:02	Shiawassee	Serology	2600	38167
2021/05/10 14:19:02	Shiawassee	Total	72382	1062535
2021/05/10 14:19:02	St Clair	Serology	8342	52423
2021/05/10 14:19:02	St Clair	Diagnostic	146889	923087
2021/05/10 14:19:02	St Clair	Total	155231	975510
2021/05/10 14:19:02	St Joseph	Diagnostic	57075	936208
2021/05/10 14:19:02	St Joseph	Serology	1656	27164
2021/05/10 14:19:02	St Joseph	Total	58731	963372
2021/05/10 14:19:02	Tuscola	Diagnostic	61925	1185281
2021/05/10 14:19:02	Tuscola	Serology	2231	42703
2021/05/10 14:19:02	Tuscola	Total	64156	1227984
2021/05/10 14:19:02	Unknown	Serology	26477	
2021/05/10 14:19:02	Unknown	Diagnostic	555465	
2021/05/10 14:19:02	Unknown	Total	581942	
2021/05/10 14:19:02	Van Buren	Serology	1767	23349

2021/05/10 14:19:02	Van Buren	Diagnostic	94795	1252626
2021/05/10 14:19:02	Van Buren	Total	96562	1275976
2021/05/10 14:19:02	Washtenaw	Diagnostic	734401	1997821
2021/05/10 14:19:02	Washtenaw	Serology	17764	48324
2021/05/10 14:19:02	Washtenaw	Total	752165	2046145
2021/05/10 14:19:02	Wayne	Diagnostic	1405920	1273695
2021/05/10 14:19:02	Wayne	Serology	77147	69891
2021/05/10 14:19:02	Wayne	Total	1483067	1343587
2021/05/10 14:19:02	Wexford	Diagnostic	30310	901252
2021/05/10 14:19:02	Wexford	Serology	1292	38417
2021/05/10 14:19:02	Wexford	Total	31602	939669

PUBLIC USE DATASETS

Diagnostic Tests by Result and County

README

Data include diagnostic tests for COVID-19 by date and county.

Diagnostic tests are used to find current infection and look for genes or proteins from the severe acute respiratory syndrome coronavirus 2 (SARS-CoV-2), the virus that causes COVID-19. These tests, which are performed as nasal swabs, include: Nucleic acid amplification test/real-time polymerase chain reaction (NAAT/RT-PCR) test and rapid virus antigen detection point of care (POC) tests.

Correctional includes state and federal prisons and county and city detention facilities.

Testing data represents total tests performed, not individuals tested. A single individual may have more than one test completed.

The total number of positive tests may exceed the number of confirmed cases due to 1) a single individual may have more than one test performed; 2) MDHHS may receive data on positive tests in advance of a local health department classifying an individual as a confirmed or probable case, and 3) although efforts have been made to de-duplicate testing data, some duplication may occur.

DIAGNOSTIC TESTS BY RESULT AND COUNTY 2021-05-10

MessageDate	COUNTY	Negative	Positive	Total
5/9/2021	Alcona	10	0	10
5/9/2021	Alger	7	0	7
5/9/2021	Allegan	152	15	167
5/9/2021	Alpena	16	2	18
5/9/2021	Antrim	29	0	29
5/9/2021	Arenac	34	4	38
5/9/2021	Baraga	81	2	83
5/9/2021	Barry	111	19	130
5/9/2021	Bay	128	20	148
5/9/2021	Benzie	6	1	7
5/9/2021	Berrien	233	15	248
5/9/2021	Branch	37	5	42
5/9/2021	Calhoun	245	35	280
5/9/2021	Cass	47	4	51
5/9/2021	Charlevoix	17	1	18
5/9/2021	Cheboygan	24	4	28
5/9/2021	Chippewa	29	2	31
5/9/2021	Clare	27	1	28
5/9/2021	Clinton	92	8	100
5/9/2021	Correctional	5377	17	5394
5/9/2021	Crawford	15	1	16
5/9/2021	Delta	34	7	41
5/9/2021	Detroit City	1267	153	1420
5/9/2021	Dickinson	30	3	33
5/9/2021	Eaton	195	16	211
5/9/2021	Emmet	78	2	80
5/9/2021	Genesee	504	47	551
5/9/2021	Gladwin	4	2	6
5/9/2021	Gogebic	1	0	1
5/9/2021	Grand Traverse	58	1	59
5/9/2021	Gratiot	32	4	36
5/9/2021	Hillsdale	54	9	63
5/9/2021	Houghton	52	7	59
5/9/2021	Huron	16	1	17
5/9/2021	Ingham	487	52	539
5/9/2021	Ionia	148	12	160
5/9/2021	Iosco	59	10	69
5/9/2021	Iron	7	0	7
5/9/2021	Isabella	54	5	59
5/9/2021	Jackson	417	41	458
5/9/2021	Kalamazoo	214	21	235
5/9/2021	Kalkaska	14	2	16
5/9/2021	Kent	1089	95	1184
5/9/2021	Keweenaw	2	0	2
5/9/2021	Lake	11	2	13
5/9/2021	Lapeer	127	22	149
5/9/2021	Leelanau	5	0	5

5/9/2021	Lenawee	114	14	128
5/9/2021	Livingston	498	18	516
5/9/2021	Luce	22	0	22
5/9/2021	Mackinac	11	0	11
5/9/2021	Macomb	1365	161	1526
5/9/2021	Manistee	24	1	25
5/9/2021	Marquette	127	3	130
5/9/2021	Mason	63	3	66
5/9/2021	Mecosta	50	5	55
5/9/2021	Menominee	32	1	33
5/9/2021	Midland	30	7	37
5/9/2021	Missaukee	11	1	12
5/9/2021	Monroe	216	17	233
5/9/2021	Montcalm	104	25	129
5/9/2021	Montmorency	19	2	21
5/9/2021	Muskegon	342	47	389
5/9/2021	Newaygo	86	8	94
5/9/2021	Oakland	2239	137	2376
5/9/2021	Oceana	53	6	59
5/9/2021	Ogemaw	13	2	15
5/9/2021	Ontonagon	6	0	6
5/9/2021	Osceola	40	5	45
5/9/2021	Oscoda	7	3	10
5/9/2021	Otsego	34	2	36
5/9/2021	Ottawa	410	43	453
5/9/2021	Presque Isle	13	3	16
5/9/2021	Roscommon	41	1	42
5/9/2021	Saginaw	222	28	250
5/9/2021	Sanilac	53	2	55
5/9/2021	Schoolcraft	8	0	8
5/9/2021	Shiawassee	91	14	105
5/9/2021	St Clair	157	16	173
5/9/2021	St Joseph	56	4	60
5/9/2021	Tuscola	60	6	66
5/9/2021	Unknown	663	27	690
5/9/2021	Van Buren	96	7	103
5/9/2021	Washtenaw	1015	35	1050
5/9/2021	Wayne	2379	243	2622
5/9/2021	Wexford	50	4	54
5/8/2021	Alcona	29	5	34
5/8/2021	Alger	8	0	8
5/8/2021	Allegan	258	37	295
5/8/2021	Alpena	69	19	88
5/8/2021	Antrim	41	3	44
5/8/2021	Arenac	57	8	65
5/8/2021	Baraga	11	0	11
5/8/2021	Barry	132	23	155
5/8/2021	Bay	267	41	308
5/8/2021	Benzie	32	0	32
5/8/2021	Berrien	454	53	507

5/8/2021	Branch	87	11	98
5/8/2021	Calhoun	290	51	341
5/8/2021	Cass	90	5	95
5/8/2021	Charlevoix	42	1	43
5/8/2021	Cheboygan	55	12	67
5/8/2021	Chippewa	102	2	104
5/8/2021	Clare	80	6	86
5/8/2021	Clinton	92	2	94
5/8/2021	Correctional	5640	25	5665
5/8/2021	Crawford	18	3	21
5/8/2021	Delta	50	1	51
5/8/2021	Detroit City	1586	167	1753
5/8/2021	Dickinson	30	1	31
5/8/2021	Eaton	262	12	274
5/8/2021	Emmet	53	2	55
5/8/2021	Genesee	798	101	899
5/8/2021	Gladwin	47	5	52
5/8/2021	Gogebic	35	4	39
5/8/2021	Grand Traverse	169	15	184
5/8/2021	Gratiot	110	9	119
5/8/2021	Hillsdale	108	17	125
5/8/2021	Houghton	43	0	43
5/8/2021	Huron	36	8	44
5/8/2021	Ingham	627	54	681
5/8/2021	Ionia	99	22	121
5/8/2021	Iosco	81	17	98
5/8/2021	Iron	21	4	25
5/8/2021	Isabella	112	11	123
5/8/2021	Jackson	309	43	352
5/8/2021	Kalamazoo	539	50	589
5/8/2021	Kalkaska	27	5	32
5/8/2021	Kent	2031	260	2291
5/8/2021	Keweenaw	4	0	4
5/8/2021	Lake	14	0	14
5/8/2021	Lapeer	107	15	122
5/8/2021	Leelanau	24	1	25
5/8/2021	Lenawee	203	29	232
5/8/2021	Livingston	404	33	437
5/8/2021	Luce	2	2	4
5/8/2021	Mackinac	7	3	10
5/8/2021	Macomb	1746	194	1940
5/8/2021	Manistee	24	3	27
5/8/2021	Marquette	167	7	174
5/8/2021	Mason	73	2	75
5/8/2021	Mecosta	72	10	82
5/8/2021	Menominee	65	0	65
5/8/2021	Midland	178	24	202
5/8/2021	Missaukee	40	8	48
5/8/2021	Monroe	236	22	258
5/8/2021	Montcalm	127	16	143

5/8/2021	Montmorency	26	2	28
5/8/2021	Muskegon	436	86	522
5/8/2021	Newaygo	105	8	113
5/8/2021	Oakland	2437	219	2656
5/8/2021	Oceana	50	10	60
5/8/2021	Ogemaw	48	11	59
5/8/2021	Ontonagon	15	1	16
5/8/2021	Osceola	48	7	55
5/8/2021	Oscoda	7	5	12
5/8/2021	Otsego	43	6	49
5/8/2021	Ottawa	790	87	877
5/8/2021	Presque Isle	33	6	39
5/8/2021	Roscommon	66	4	70
5/8/2021	Saginaw	393	45	438
5/8/2021	Sanilac	46	16	62
5/8/2021	Schoolcraft	3	1	4
5/8/2021	Shiawassee	85	10	95
5/8/2021	St Clair	245	38	283
5/8/2021	St Joseph	98	19	117
5/8/2021	Tuscola	103	13	116
5/8/2021	Unknown	427	41	468
5/8/2021	Van Buren	144	16	160
5/8/2021	Washtenaw	1059	35	1094
5/8/2021	Wayne	2618	245	2863
5/8/2021	Wexford	82	16	98