



Western Michigan University  
ScholarWorks at WMU

---

Cumulative Michigan COVID-19 Data

Michigan COVID-19 State Data

---

5-24-2021

## 2021-05-24\_MichiganOverview\_COVIDstats

Michigan Department of Health & Human Services

Follow this and additional works at: <https://scholarworks.wmich.edu/michigan-covid-data-state-cumulative>



Part of the Public Health Commons

---

### WMU ScholarWorks Citation

Michigan Department of Health & Human Services, "2021-05-24\_MichiganOverview\_COVIDstats" (2021).  
*Cumulative Michigan COVID-19 Data*. 405.

<https://scholarworks.wmich.edu/michigan-covid-data-state-cumulative/405>

This Website is brought to you for free and open access  
by the Michigan COVID-19 State Data at ScholarWorks at  
WMU. It has been accepted for inclusion in Cumulative  
Michigan COVID-19 Data by an authorized administrator  
of ScholarWorks at WMU. For more information, please  
contact [wmu-scholarworks@wmich.edu](mailto:wmu-scholarworks@wmich.edu).



Coronavirus

MI SAFE START

CONTAIN COVID

RESOURCES

PRESS RELEASES

DONATE

VIDEO UPDATES

CORONAVIRUS / MICHIGAN DATA

Michigan Data

Hospitals

Long Term  
Care Facilities

Coronavirus  
Symptoms

Cumulative  
Recovered

Outbreak  
Reporting

School-Related  
Outbreak  
Reporting

Wastewater  
Surveillance

Testing  
Turnaround  
Time

MIS-C Data  
and Reporting

Data and  
Modeling  
Updates

**Note on cases (05/24/21):** Today's daily case count represents new referrals of confirmed cases to the MDSS since Saturday, May 22<sup>nd</sup>. Over the two days, Sunday and Monday, the average number of new confirmed cases is 689 per day.

The State of Michigan is working around the clock to test and treat COVID-19 patients. Below is the most recent data healthcare experts across the state have compiled. It is updated Monday - Saturday.

CURRENT STATUS

DAILY CASES

CUMULATIVE TRENDS

DEMOGRAPHICS

TOTAL TESTING

DIAGNOSTIC TESTING

LEARN MORE

View Cases

View Deaths

View Table

Select Preparedness Region:

All

Select County:

All

This report is provisional and subject to change. City of Detroit and Wayne County are reported separately. MDHHS began tracking probable cases April 5, 2020. FCI indicates federal correctional institute. MDOC indicates Michigan Department of Corrections. Diagnostic tests, including nucleic acid amplification/real-time polymerase chain reaction (NAAT/RT-PCR) and rapid virus antigen detection tests, look for current infection. Serology (antibody) tests are used to look for the possibility of previous infection.

Source: Michigan Disease Surveillance System (MDSS) and Vital Records.

COVID-19 Cases by County

Confirmed cases include individuals with a positive NAAT/RT-PCR test for COVID-19. Probable cases include individuals with either a positive rapid antigen detection test OR COVID-19 symptoms and an epidemiologic link to a confirmed COVID-19 case, but no diagnostic test.

Cases by County

26-789

790-3166

3167-11179

11180-117278

117279+

Michigan

Monday, May 24, 2021

Michigan (Statewide) Case Fatality Rate

2.1%

Current Totals

Case Status	Cases	Deaths
Confirmed	884,580	18,953
Probable	103,394	1,201
Total	987,974	20,154

Laboratory Testing

Test Type	Tests Performed
Diagnostic	13,615,823
Serology	612,526
Total	14,228,349

Microsoft Power BI

< 1 of 7 >

Cases by Hispanic/Latino Ethnicity

Hispanic/Latino Ethnicity	Percentage of Overall Cases by Ethnicity	Percentage of Deceased Cases by Ethnicity
Hispanic/Latino	5.31%	3.11%

PUBLIC USE DATASETS 05/24/2021

(Downloadable .xlsx les)

https://www.michigan.gov/coronavirus/0,9753,7-406-98163\_98173---,00.html

1/2

Hispanic/Latino Ethnicity	Percentage of Overall Cases by Ethnicity	Percentage of Deceased Cases by Ethnicity
Non-Hispanic Latino	69.70%	84.00%
Unknown	24.99%	12.90%

Totals may not add to 100% due to rounding

Cases and Deaths by County

Cases and Deaths by County by Date of Onset of Symptoms and Date of Death

Cases by Demographics Statewide

COVID-19 Tests by County

Diagnostic Tests by Result and County

Cases by Arab Ethnicity

Arab Ethnicity	Percentage of Overall Cases by Ethnicity	Percentage of Deceased Cases by Ethnicity
Arab	2.78%	1.69%
Non-Arab	49.82%	53.61%
Unknown	47.40%	44.69%

Totals may not add to 100% due to rounding

MICHIGAN.GOV HOME  
ADA  
MICHIGAN NEWS  
POLICIES

COPYRIGHT 2021 STATE OF MICHIGAN

# Cumulative Total of Recovered COVID-19 Cases

Cumulative Total of Recovered COVID-19 Cases (as of 05/21/2021): 791,206

During this response, MDHHS is reviewing vital records statistics to identify any laboratory confirmed COVID-19 cases who are 30 days out from their onset of illness to represent recovery status. As the pandemic continues to impact Michigan, this pool will expand to include more cases. Recovered is defined as the number of persons with a confirmed COVID-19 diagnosis who are alive 30 days post-onset (or referral date if onset is not available). The number of persons recovered on May 21, 2021 represents COVID-19 confirmed individuals with an onset date on or prior to April 21, 2021. If an individual dies from a COVID-related cause >30 days from onset/referral, they are removed from the number of persons recovered. These numbers will be updated every Saturday.

Source: Michigan Disease Surveillance System and Vital Records



Have questions?  
Chat with Robin

[View Cases](#)[View Deaths](#)[View Table](#)

Select Preparedness Region:

All



Select County:

All



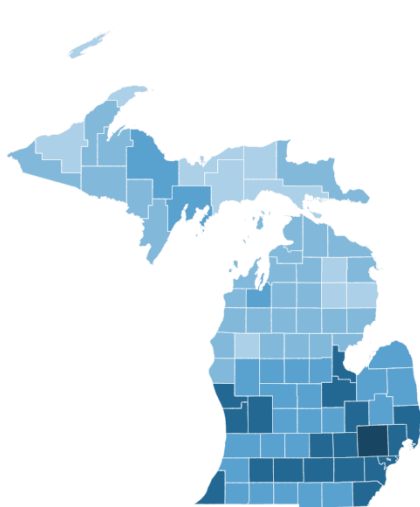
*This report is provisional and subject to change. City of Detroit and Wayne County are reported separately. MDHHS began tracking probable cases April 5, 2020. FCI indicates federal correctional institute. MDOC indicates Michigan Department of Corrections. Diagnostic tests, including nucleic acid amplification/real-time polymerase chain reaction (NAAT/RT-PCR) and rapid virus antigen detection tests, look for current infection. Serology (antibody) tests are used to look for the possibility of previous infection.*

*Source: Michigan Disease Surveillance System (MDSS) and Vital Records.*

## COVID-19 Cases by County

Confirmed cases include individuals with a positive NAAT/RT-PCR test for COVID-19. Probable cases include individuals with either a positive rapid antigen detection test OR COVID-19 symptoms and an epidemiologic link to a confirmed COVID-19 case, but no diagnostic test.

### Cases by County



- 26-789
- 790-3166
- 3167-11179
- 11180-117278
- 117279+

## Michigan

Monday, May 24, 2021

### Michigan (Statewide) Case Fatality Rate

2.1%

### Current Totals

Case Status	Cases	Deaths
Confirmed	884,580	18,953
Probable	103,394	1,201
<b>Total</b>	<b>987,974</b>	<b>20,154</b>

### Laboratory Testing

Test Type	Tests Performed
Diagnostic	13,615,823
Serology	612,526
<b>Total</b>	<b>14,228,349</b>

[View Cases](#)[View Deaths](#)[View Table](#)

Select Preparedness Region:

All

Select County:

All

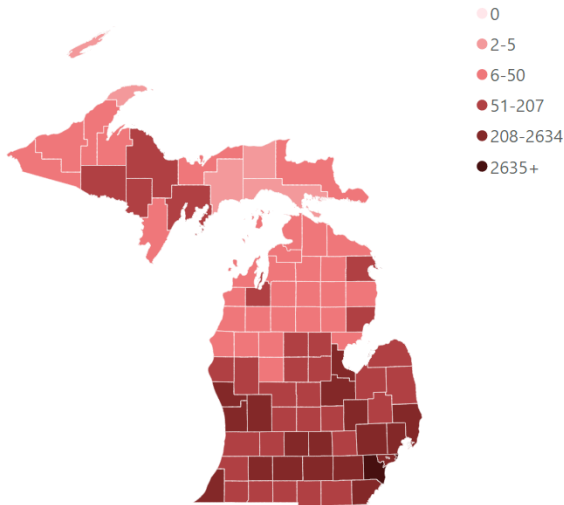
*This report is provisional and subject to change. City of Detroit and Wayne County are reported separately. MDHHS began tracking probable cases April 5, 2020. FCI indicates federal correctional institute. MDOC indicates Michigan Department of Corrections. Diagnostic tests, including nucleic acid amplification/real-time polymerase chain reaction (NAAT/RT-PCR) and rapid virus antigen detection tests, look for current infection. Serology (antibody) tests are used to look for the possibility of previous infection.*

*Source: Michigan Disease Surveillance System (MDSS) and Vital Records.*

## COVID-19 Deaths by County

Confirmed deaths include individuals who had a confirmed COVID-19 infection AND are either classified as deceased during the case investigation, have COVID-19 indicated as a cause of death on their death certificate, or who die within 30 days of infection and their manner of death is listed as natural. Probable deaths include individuals who have COVID-19 indicated on their death certificate where there is no available evidence of a confirmatory test result (positive or negative).

### Deaths by County



## Michigan

Monday, May 24, 2021

### Michigan (Statewide) Case Fatality Rate

2.1%

### Current Totals

Case Status	Cases	Deaths
Confirmed	884,580	18,953
Probable	103,394	1,201
<b>Total</b>	<b>987,974</b>	<b>20,154</b>

### Laboratory Testing

Test Type	Tests Performed
Diagnostic	13,615,823
Serology	612,526
<b>Total</b>	<b>14,228,349</b>

Cases

Deaths

View Table

Select Preparedness Region:

All



Select County:

All



Cases are shown by onset date or by lab specimen collection date if onset date was unavailable. Deaths are shown by date of death or date of last status update if date of death was unavailable. Tracking of probable cases and deaths did not begin until April 5, 2020, therefore only probable cases referred for investigation on or after April 5, 2020 are displayed (onset may have been prior).

Notes: FCI indicates federal correctional institute. MDOC indicates Michigan Department of Corrections.

## Daily Cases by Status

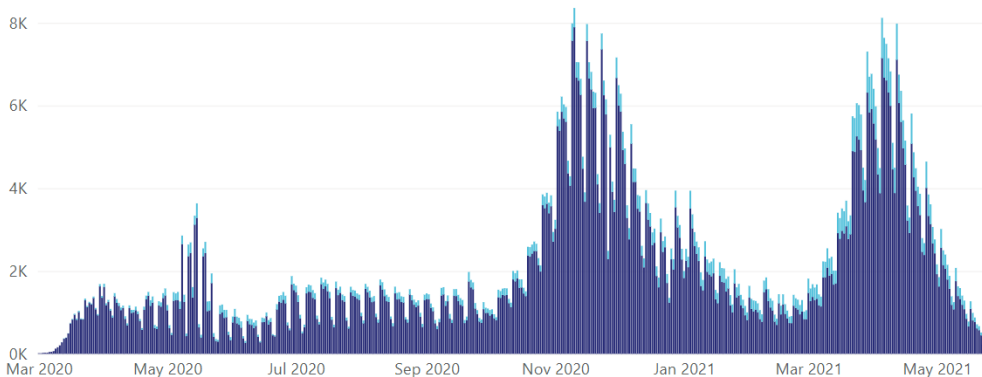
The number of daily confirmed cases represent the total number of people who had a positive NAAT/RT-PCR test for COVID-19. Cases are shown by the date of onset of symptoms.

Filter by Date:

3/1/2020

5/24/2021

### Cases by Date of Onset

Case Status ● Confirmed ● Probable

Cases

Deaths

View Table

Select Preparedness Region:

All



Select County:

All



Cases are shown by onset date or by lab specimen collection date if onset date was unavailable. Deaths are shown by date of death or date of last status update if date of death was unavailable. Tracking of probable cases and deaths did not begin until April 5, 2020, therefore only probable cases referred for investigation on or after April 5, 2020 are displayed (onset may have been prior).

Notes: FCI indicates federal correctional institute. MDOC indicates Michigan Department of Corrections.

## Daily Deaths by Status

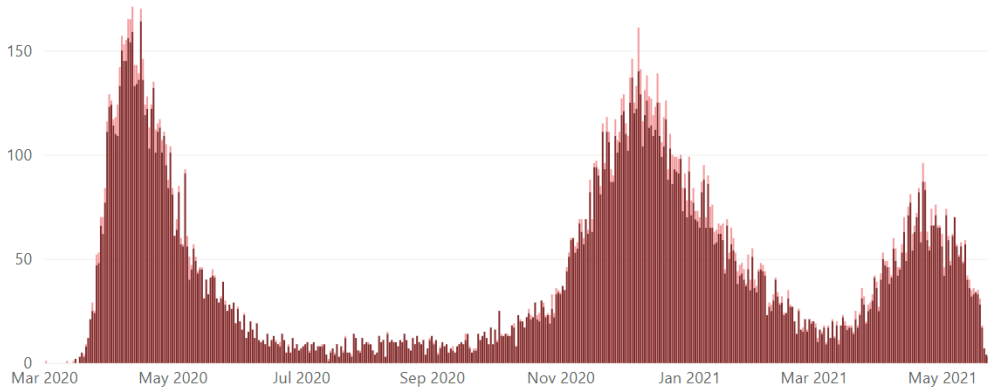
Confirmed deaths include individuals who had a confirmed COVID-19 infection and are classified as deceased by the case investigation, have COVID-19 indicated as a cause of death on their death certificate, or who die within 30 days of infection and their manner of death is listed as natural. Data are shown by the date of death.

Filter by Date:

3/1/2020

5/24/2021

### Deaths by Date of Death

Case Status ● Confirmed ● Probable

View Table

View Chart

Select Preparedness Region:

All

Select County:

All

Cases are shown by onset date or by lab specimen collection date if onset date was unavailable. Deaths are shown by date of death or date of last status update if date of death was unavailable. Tracking of probable cases and deaths did not begin until April 5, 2020, therefore these data are not displayed by date.

Notes: FCI indicates federal correctional institute. MDOC indicates Michigan Department of Corrections.

## Cumulative Confirmed Cases and Deaths among Confirmed Cases

Cumulative cases represent the total number of people who had a positive NAAT/RT-PCR test for COVID-19. Cases are shown by the date of onset of symptoms. Cumulative Deaths represent the total number of people who had a confirmed COVID-19 infection AND are either classified as deceased during the case investigation, have COVID-19 indicated as a cause of death on their death certificate, or who die within 30 days of onset and their manner of death is listed as natural. Deaths are shown by date of death.

Filter By Date:

3/1/2020

5/24/2021

### Cumulative Confirmed Cases and Deaths among Confirmed Cases by Date

● Confirmed Cases ● Deaths

0.8M

0.6M

0.4M

0.2M

0.0M

Mar 2020

May 2020

Jul 2020

Sep 2020

Nov 2020

Jan 2021

Mar 2021

May 2021



## Cases by Demographic Characteristics

Data are suppressed when the number of cases is five or below to protect the confidentiality of individuals. The sum of the cases for individual categories may be fewer than the total number of cases due to data suppression. Rates are not calculated for multiple races, other, and unknown race categories due to the unavailability of an appropriate denominator.

Cases

Deaths

Select case status:

- ☒ Confirmed  
☐ Probable

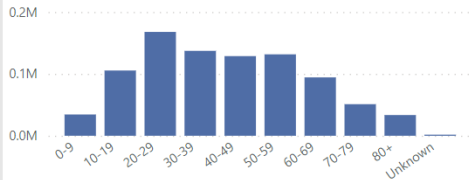
Select Preparedness Region:

All

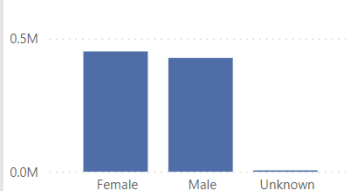
Select county:

All

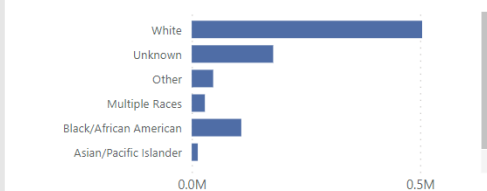
### Cases by Age Group



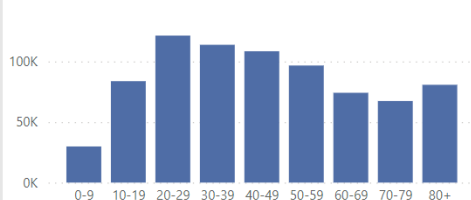
### Cases by Sex



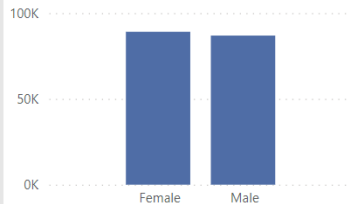
### Cases by Race



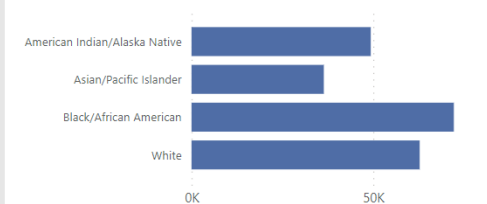
### Cases per Million by Age Group



### Cases per Million by Sex



### Cases per Million by Race



## Cases by Demographic Characteristics

Data are suppressed when the number of cases is five or below to protect the confidentiality of individuals. The sum of the cases for individual categories may be fewer than the total number of cases due to data suppression. Rates are not calculated for multiple races, other, and unknown race categories due to the unavailability of an appropriate denominator.

Cases

Deaths

Select case status:

- ☐ Confirmed  
☒ Probable

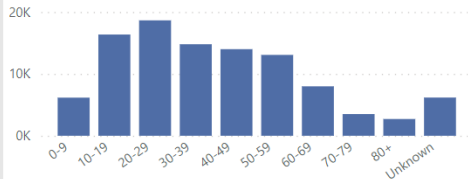
Select Preparedness Region:

All

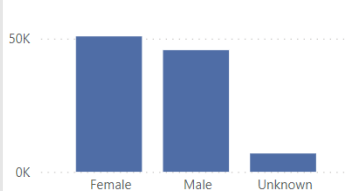
Select county:

All

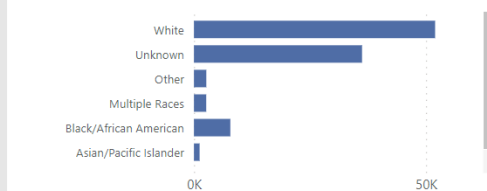
### Cases by Age Group



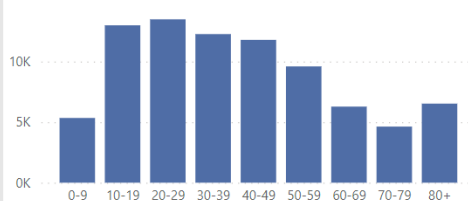
### Cases by Sex



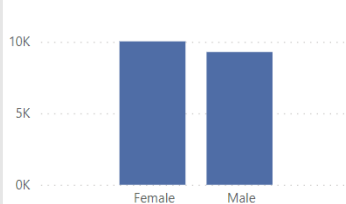
### Cases by Race



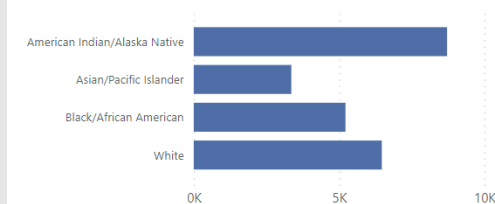
### Cases per Million by Age Group



### Cases per Million by Sex



### Cases per Million by Race



## Deaths by Demographic Characteristics

Data are suppressed when the number of deaths is five or below to protect the confidentiality of individuals. The sum of the deaths for individual categories may be fewer than the total number of deaths due to data suppression. Rates are not calculated for multiple races, other, and unknown race categories due to the unavailability of an appropriate denominator.

Cases

Deaths

Select case status:

- ☒ Confirmed  
☐ Probable

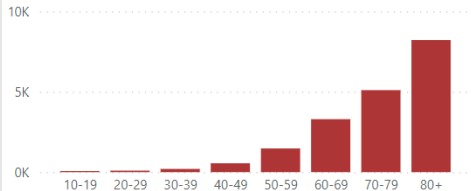
Select Preparedness Region:

All

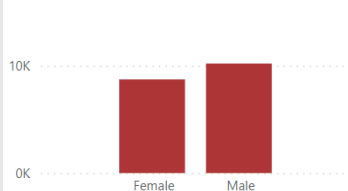
Select county:

All

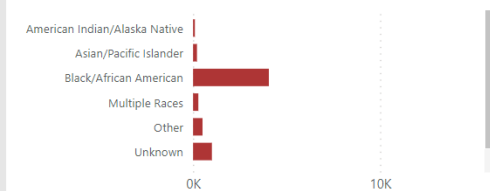
### Deaths by Age Group



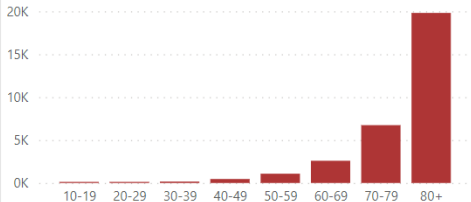
### Deaths by Sex



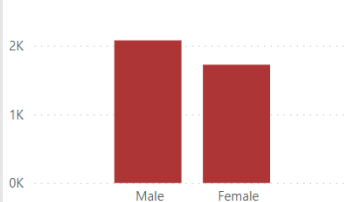
### Deaths by Race



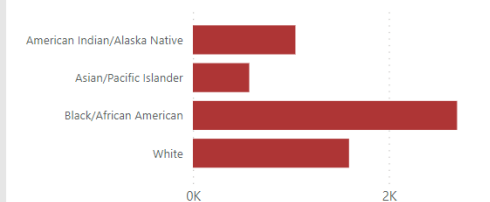
### Deaths per Million by Age Group



### Deaths per Million by Sex



### Deaths per Million by Race



## Deaths by Demographic Characteristics

Data are suppressed when the number of deaths is five or below to protect the confidentiality of individuals. The sum of the deaths for individual categories may be fewer than the total number of deaths due to data suppression. Rates are not calculated for multiple races, other, and unknown race categories due to the unavailability of an appropriate denominator.

Cases

Deaths

Select case status:

- ☐ Confirmed  
☒ Probable

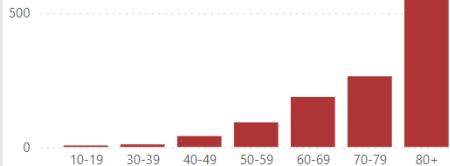
Select Preparedness Region:

All

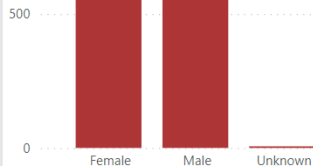
Select county:

All

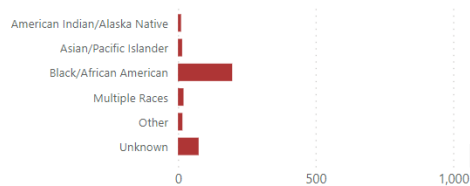
### Deaths by Age Group



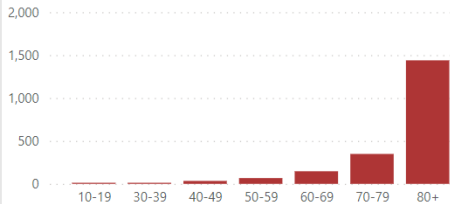
### Deaths by Sex



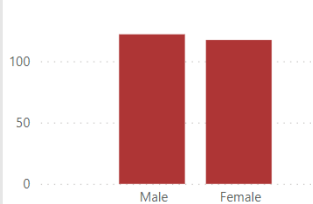
### Deaths by Race



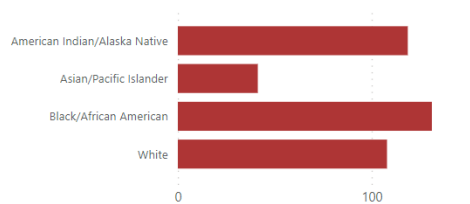
### Deaths per Million by Age Group



### Deaths per Million by Sex



### Deaths per Million by Race



[View Table](#)[View Charts](#)

Select Preparedness Region:

All

Select County:

All

Diagnostic tests are used to find current infection and look for genes or proteins from the severe acute respiratory syndrome coronavirus 2 (SARS-CoV-2), the virus that causes COVID-19. These tests, which are performed as nasal swabs, include: Nucleic acid amplification test/real-time polymerase chain reaction (NAAT/RT-PCR) test and rapid virus antigen detection tests.

Serology tests are used to look for the possibility of previous infection. Serology tests look for antibodies to SARS-CoV-2 in the blood. There are currently two types of serology tests: the enzyme-linked immunosorbent assay (ELISA) test and the rapid antibody detection test. Serology tests do not diagnose disease and do not guarantee immunity, but might provide information about previous infection.

## Total Covid-19 Laboratory Tests

Total testing includes both diagnostic tests which are used to determine if an individual currently has COVID-19 and serology testing which is used to determine if a person has antibodies to Covid-19.

Filter by Date:

3/10/2020

5/23/2021

### Total Laboratory Tests by Type and Date

Test Type ● Diagnostic ● Serology

100K

50K

0K

May 2020

Jul 2020

Sep 2020

Nov 2020

Jan 2021

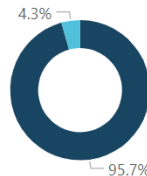
Mar 2021

May 2021

### Total Tests Completed to Date

Test Type	Count	Tests per Million Residents
Diagnostic	13,615,823	1,362,791
Serology	612,526	61,307
Total	14,228,349	1,424,098

### Percent of Tests Completed by Type



Test Type

● Diagnostic

● Serology

View Table

View Charts

Select Preparedness Region

All



Select County

All



Diagnostic tests are used to find current infection and look for genes or proteins from the severe acute respiratory syndrome coronavirus 2 (SARS-CoV-2), the virus that causes COVID-19. These tests, which are performed as nasal swabs, include: Nucleic acid amplification test/real-time polymerase chain reaction (NAAT/RT-PCR) test and rapid virus antigen detection tests. Diagnostic tests do not include serology tests which look for antibodies to SARS-CoV-2 in the blood.

## Diagnostic Covid-19 Laboratory Tests

Diagnostic tests are used to determine if an individual is currently infected with Covid-19.

Filter by Date

3/10/2020

5/23/2021

### Total Laboratory Tests by Type and Date

Test Type ● Negative ● Positive

100K

50K

0K

May 2020

Jul 2020

Sep 2020

Nov 2020

Jan 2021

Mar 2021

May 2021

### Percent of Diagnostic Tests That Were Positive

60%

40%

20%

0%

May 2020

Jul 2020

Sep 2020

Nov 2020

Jan 2021

Mar 2021

May 2021

### Where does the data come from?

The State of Michigan COVID-19 Dashboard displays the most recent provisional data reported to the Michigan Department of Health and Humans Services (MDHHS) about cases in Michigan by selected demographics and county of residence (City of Detroit and Wayne County are reported separately). Data are reported to MDHHS via the [Michigan Disease Surveillance System \(MDSS\)](#). Provisional Death data are provided by the MDHHS Division for [Vital Records & Health Statistics](#).

### How does MDHHS classify confirmed and probable cases?

Confirmed cases only include individuals who have had a positive diagnostic laboratory test for COVID-19. Probable cases include individuals who have symptoms consistent with COVID-19 and an epidemiologic link to a confirmed case or a positive serology (antibody) test, but do not have a positive diagnostic laboratory test for COVID-19 and individuals with a positive serology (antibody) test for COVID-19 and an epidemiologic link to a confirmed case.

### How does MDHHS classify confirmed and probable deaths?

Confirmed deaths include individuals who meet one or more of the following conditions: 1) Have been identified as a confirmed case and classified as deceased as a result of a case investigation in the Michigan Disease Surveillance System (MDSS). MDSS is the database used by state and local health department to monitor reportable diseases like COVID-19; 2) have been identified as a confirmed case in MDSS had have a death certificate with COVID-19 listed as a cause of death; 3) have been identified as a confirmed case in MDSS and die within 30 days of onset of COVID-19 infection and have a death certificate which classifies their manner death as 'natural'. Probable deaths include individuals who have COVID indicated as a cause of death on their death certificate but have not had a positive diagnostic laboratory test.

### Why do the number of probable cases fluctuate?

The number of probable cases can change daily based on the investigation efforts of the health department. When a probable case is first reported, local and/or state health department staff investigate to determine if the person meets the case definition of probable. As additional information is gathered, the case could be re-classified to confirmed, remain as probable, or be determined as not a case.

### Why do data in the demographics tab not sum to the total number of cases for a county or region?

Data are not shown whenever the number of cases for a particular demographic category is fewer than six to protect the confidentiality of individuals. Rates are not calculated for other, multiple, and unknown race because an appropriate population denominator is not available for these categories at the county level.

### Where can I get more information about COVID-19?

Visit <https://www.michigan.gov/coronavirus> to find information on resources and assistance, answers to frequently asked questions, and the latest updates on Michigan's response to COVID-19. For COVID-19 updates from CDC visit <https://www.cdc.gov/coronavirus/2019-ncov>.

# PUBLIC USE DATASETS

## Cases and Deaths by County

### README

Includes total cases and deaths to date by case status (confirmed or probable) and county. County is based on the county of residence.

Confirmed cases only include individuals who have had a positive diagnostic laboratory test for COVID-19.

Probable cases include individuals who have symptoms consistent with COVID-19 and an epidemiologic link to a confirmed case or a positive serology (antibody) test, but do not have a positive diagnostic laboratory test for COVID-19 and individuals with a positive serology (antibody) test for COVID-19 and an epidemiologic link to a confirmed case.

Confirmed deaths include individuals who meet one or more of the following conditions: 1) Have been identified as a confirmed case and classified as deceased as a result of a case investigation in the Michigan Disease Surveillance System (MDSS). MDSS is the database used by state and local health department to monitor reportable diseases like COVID-19; 2) have been identified as a confirmed case in MDSS had have a death certificate with COVID-19 listed as a cause of death; 3) have been identified as a confirmed case in MDSS and die within 30 days of onset of COVID-19 infection and have a death certificate which classifies their manner death as 'natural'.

Probable deaths include individuals who have COVID indicated as a cause of death on their death certificate but have not had a positive diagnostic laboratory test.

The number of probable cases can change daily based on information obtained through the health department investigation. Probable cases can be re-classified as a confirmed case or determined to not be a case.



## CASES AND DEATHS BY COUNTY 2021-05-24

Updated	COUNTY	ConfirmedCases	ConfirmedDeaths	ProbableCases	ProbableDeaths
2021/05/24 13:30:21	Alcona	605	24	132	5
2021/05/24 13:30:21	Alger	321	2	193	4
2021/05/24 13:30:21	Allegan	9879	119	1140	23
2021/05/24 13:30:21	Alpena	1806	59	442	1
2021/05/24 13:30:21	Antrim	1288	22	327	6
2021/05/24 13:30:21	Arenac	1082	29	117	0
2021/05/24 13:30:21	Baraga	668	37	122	0
2021/05/24 13:30:21	Barry	5308	63	571	4
2021/05/24 13:30:21	Bay	10516	331	665	14
2021/05/24 13:30:21	Benzie	1052	33	215	1
2021/05/24 13:30:21	Berrien	13766	263	1550	19
2021/05/24 13:30:21	Branch	4336	92	440	4
2021/05/24 13:30:21	Calhoun	12207	277	2117	18
2021/05/24 13:30:21	Cass	4750	71	668	5
2021/05/24 13:30:21	Charlevoix	1282	20	371	0
2021/05/24 13:30:21	Cheboygan	1590	44	330	1
2021/05/24 13:30:21	Chippewa	1072	28	1390	5
2021/05/24 13:30:21	Clare	2028	79	414	1
2021/05/24 13:30:21	Clinton	5967	81	1571	6
2021/05/24 13:30:21	Crawford	916	14	71	0
2021/05/24 13:30:21	Delta	3332	74	683	19
2021/05/24 13:30:21	Dickinson	2392	59	335	15
2021/05/24 13:30:21	Eaton	8797	200	1257	9
2021/05/24 13:30:21	Emmet	1902	40	461	1
2021/05/24 13:30:21	Genesee	33333	870	8126	64
2021/05/24 13:30:21	Gladwin	1902	53	386	3
2021/05/24 13:30:21	Gogebic	1037	22	362	28
2021/05/24 13:30:21	Grand Traverse	5603	83	811	13
2021/05/24 13:30:21	Gratiot	3199	114	839	4
2021/05/24 13:30:21	Hillsdale	3972	89	394	3
2021/05/24 13:30:21	Houghton	2514	33	606	8
2021/05/24 13:30:21	Huron	3039	70	1027	5
2021/05/24 13:30:21	Ingham	22511	370	2138	8
2021/05/24 13:30:21	Ionia	6110	76	91	3
2021/05/24 13:30:21	Iosco	1784	68	196	4
2021/05/24 13:30:21	Iron	980	42	69	9
2021/05/24 13:30:21	Isabella	5345	89	924	4
2021/05/24 13:30:21	Jackson	14591	268	1072	7
2021/05/24 13:30:21	Kalamazoo	20023	350	2850	40
2021/05/24 13:30:21	Kalkaska	1035	23	76	0
2021/05/24 13:30:21	Kent	67664	771	4680	63
2021/05/24 13:30:21	Keweenaw	143	1	32	1
2021/05/24 13:30:21	Lake	580	14	45	1
2021/05/24 13:30:21	Lapeer	7780	194	1370	2

2021/05/24 13:30:21	Leelanau	1018	18	217	0
2021/05/24 13:30:21	Lenawee	8598	155	693	5
2021/05/24 13:30:21	Livingston	14630	171	1941	13
2021/05/24 13:30:21	Luce	210	3	248	1
2021/05/24 13:30:21	Mackinac	449	3	250	0
2021/05/24 13:30:21	Macomb	91152	2285	8062	124
2021/05/24 13:30:21	Manistee	1107	19	87	3
2021/05/24 13:30:21	Marquette	4239	60	814	1
2021/05/24 13:30:21	Mason	1987	36	128	0
2021/05/24 13:30:21	Mecosta	2991	31	177	1
2021/05/24 13:30:21	Menominee	1783	40	325	2
2021/05/24 13:30:21	Midland	6768	85	705	3
2021/05/24 13:30:21	Missaukee	1250	16	243	8
2021/05/24 13:30:21	Monroe	12719	237	2534	20
2021/05/24 13:30:21	Montcalm	5375	108	574	2
2021/05/24 13:30:21	Montmorency	513	19	92	1
2021/05/24 13:30:21	Muskegon	15410	342	541	8
2021/05/24 13:30:21	Newaygo	4473	64	332	2
2021/05/24 13:30:21	Oakland	101126	2209	16153	131
2021/05/24 13:30:21	Oceana	2601	58	132	2
2021/05/24 13:30:21	Ogemaw	1445	40	269	1
2021/05/24 13:30:21	Ontonagon	415	20	58	1
2021/05/24 13:30:21	Osceola	1670	29	261	0
2021/05/24 13:30:21	Oscoda	560	27	103	2
2021/05/24 13:30:21	Otsego	1912	35	411	5
2021/05/24 13:30:21	Ottawa	30117	372	2409	45
2021/05/24 13:30:21	Presque Isle	888	33	159	1
2021/05/24 13:30:21	Roscommon	1606	48	271	2
2021/05/24 13:30:21	Saginaw	19737	577	1339	19
2021/05/24 13:30:21	Sanilac	3711	109	517	8
2021/05/24 13:30:21	Schoolcraft	341	4	82	1
2021/05/24 13:30:21	Shiawassee	5677	101	680	2
2021/05/24 13:30:21	St Clair	15256	410	2974	21
2021/05/24 13:30:21	St Joseph	5428	92	738	6
2021/05/24 13:30:21	Tuscola	4855	162	778	12
2021/05/24 13:30:21	Van Buren	6584	113	458	13
2021/05/24 13:30:21	Washtenaw	23928	283	2381	6
2021/05/24 13:30:21	Wayne	100650	2483	8307	152
2021/05/24 13:30:21	Wexford	2529	43	342	4
2021/05/24 13:30:21	MDOC	26008	147	845	3
2021/05/24 13:30:21	FCI	311	5	5	0
2021/05/24 13:30:21	Out-of-State	1933	14	129	2
2021/05/24 13:30:21	Unknown	8	0	18	0
2021/05/24 13:30:21	Detroit City	50605	2186	3936	137

# PUBLIC USE DATASETS

## Cases by Demographics Statewide

### README

Includes the total number of confirmed and probable cases and confirmed and probable deaths to date by demographic characteristics

Confirmed cases only include individuals who have had a positive diagnostic laboratory test for COVID-19.

Probable cases include individuals who have symptoms consistent with COVID-19 and an epidemiologic link to a confirmed case or a positive serology (antibody) test, but do not have a positive diagnostic laboratory test for COVID-19 and individuals with a positive serology (antibody) test for COVID-19 and an epidemiologic link to a confirmed case.

Confirmed deaths include individuals who meet one or more of the following conditions: 1) Have been identified as a confirmed case and classified as deceased as a result of a case investigation in the Michigan Disease Surveillance System (MDSS). MDSS is the database used by state and local health department to monitor reportable diseases like COVID-19; 2) have been identified as a confirmed case in MDSS had have a death certificate with COVID-19 listed as a cause of death; 3) have been identified as a confirmed case in MDSS and die within 30 days of onset of COVID-19 infection and have a death certificate which classifies their manner death as 'natural'.

Probable deaths include individuals who have COVID indicated as a cause of death on their death certificate but have not had a positive diagnostic laboratory test.

The number of probable cases can change daily based on information obtained through the health department investigation. Probable cases can be re-classified as a confirmed case or determined to not be a case.

Data is suppressed when the number of cases or deaths in a single category is between one and five to protect the confidentiality of individuals.

# **CASES BY DEMOGRAPHICS STATEWIDE 2021-05-24**

CASE_STATUS	AgeCat	RaceCat	SEX	Cases	Deaths
Confirmed	0-9	American Indian/Alaska Native	Female	138	0
Confirmed	10-19	American Indian/Alaska Native	Female	332	0
Confirmed	20-29	American Indian/Alaska Native	Female	499	0
Confirmed	30-39	American Indian/Alaska Native	Female	380	Suppressed
Confirmed	40-49	American Indian/Alaska Native	Female	352	Suppressed
Confirmed	50-59	American Indian/Alaska Native	Female	334	Suppressed
Confirmed	60-69	American Indian/Alaska Native	Female	213	10
Confirmed	70-79	American Indian/Alaska Native	Female	103	10
Confirmed	80+	American Indian/Alaska Native	Female	43	10
Confirmed	Unknown	American Indian/Alaska Native	Female	Suppressed	0
Confirmed	0-9	Asian/Pacific Islander	Female	262	0
Confirmed	10-19	Asian/Pacific Islander	Female	808	0
Confirmed	20-29	Asian/Pacific Islander	Female	1448	0
Confirmed	30-39	Asian/Pacific Islander	Female	1259	Suppressed
Confirmed	40-49	Asian/Pacific Islander	Female	1088	Suppressed
Confirmed	50-59	Asian/Pacific Islander	Female	882	7
Confirmed	60-69	Asian/Pacific Islander	Female	469	10
Confirmed	70-79	Asian/Pacific Islander	Female	239	27
Confirmed	80+	Asian/Pacific Islander	Female	143	36
Confirmed	Unknown	Asian/Pacific Islander	Female	0	0
Confirmed	0-9	Black/African American	Female	2463	Suppressed
Confirmed	10-19	Black/African American	Female	5466	Suppressed
Confirmed	20-29	Black/African American	Female	11400	18
Confirmed	30-39	Black/African American	Female	10083	27
Confirmed	40-49	Black/African American	Female	8186	82
Confirmed	50-59	Black/African American	Female	6957	196
Confirmed	60-69	Black/African American	Female	5483	405
Confirmed	70-79	Black/African American	Female	3054	516
Confirmed	80+	Black/African American	Female	1962	654
Confirmed	Unknown	Black/African American	Female	19	0
Confirmed	0-9	Multiple Races	Female	761	0
Confirmed	10-19	Multiple Races	Female	2244	Suppressed
Confirmed	20-29	Multiple Races	Female	2938	0
Confirmed	30-39	Multiple Races	Female	2132	0
Confirmed	40-49	Multiple Races	Female	2142	Suppressed
Confirmed	50-59	Multiple Races	Female	2174	10
Confirmed	60-69	Multiple Races	Female	1562	17
Confirmed	70-79	Multiple Races	Female	847	31
Confirmed	80+	Multiple Races	Female	539	66
Confirmed	Unknown	Multiple Races	Female	12	0
Confirmed	0-9	Other	Female	1291	Suppressed
Confirmed	10-19	Other	Female	3190	Suppressed
Confirmed	20-29	Other	Female	5018	0
Confirmed	30-39	Other	Female	3896	Suppressed
Confirmed	40-49	Other	Female	3591	8
Confirmed	50-59	Other	Female	2804	21
Confirmed	60-69	Other	Female	1708	48

Confirmed	70-79	Other	Female	816	46
Confirmed	80+	Other	Female	559	87
Confirmed	Unknown	Other	Female	11	0
Confirmed	0-9	Unknown	Female	2677	0
Confirmed	10-19	Unknown	Female	9748	0
Confirmed	20-29	Unknown	Female	17742	Suppressed
Confirmed	30-39	Unknown	Female	14413	Suppressed
Confirmed	40-49	Unknown	Female	14392	16
Confirmed	50-59	Unknown	Female	14700	26
Confirmed	60-69	Unknown	Female	8555	74
Confirmed	70-79	Unknown	Female	3763	107
Confirmed	80+	Unknown	Female	2618	261
Confirmed	Unknown	Unknown	Female	119	0
Confirmed	0-9	White	Female	8909	0
Confirmed	10-19	White	Female	32092	Suppressed
Confirmed	20-29	White	Female	47914	20
Confirmed	30-39	White	Female	37687	35
Confirmed	40-49	White	Female	35916	90
Confirmed	50-59	White	Female	37756	295
Confirmed	60-69	White	Female	28802	714
Confirmed	70-79	White	Female	17271	1362
Confirmed	80+	White	Female	14402	3355
Confirmed	Unknown	White	Female	110	0
Confirmed	0-9	American Indian/Alaska Native	Male	135	0
Confirmed	10-19	American Indian/Alaska Native	Male	343	0
Confirmed	20-29	American Indian/Alaska Native	Male	401	0
Confirmed	30-39	American Indian/Alaska Native	Male	345	Suppressed
Confirmed	40-49	American Indian/Alaska Native	Male	329	Suppressed
Confirmed	50-59	American Indian/Alaska Native	Male	265	Suppressed
Confirmed	60-69	American Indian/Alaska Native	Male	214	30
Confirmed	70-79	American Indian/Alaska Native	Male	93	14
Confirmed	80+	American Indian/Alaska Native	Male	36	9
Confirmed	Unknown	American Indian/Alaska Native	Male	0	0
Confirmed	0-9	Asian/Pacific Islander	Male	327	0
Confirmed	10-19	Asian/Pacific Islander	Male	818	0
Confirmed	20-29	Asian/Pacific Islander	Male	1655	Suppressed
Confirmed	30-39	Asian/Pacific Islander	Male	1234	Suppressed
Confirmed	40-49	Asian/Pacific Islander	Male	937	Suppressed
Confirmed	50-59	Asian/Pacific Islander	Male	832	6
Confirmed	60-69	Asian/Pacific Islander	Male	486	31
Confirmed	70-79	Asian/Pacific Islander	Male	212	44
Confirmed	80+	Asian/Pacific Islander	Male	104	34
Confirmed	Unknown	Asian/Pacific Islander	Male	Suppressed	0
Confirmed	0-9	Black/African American	Male	2524	0
Confirmed	10-19	Black/African American	Male	4858	Suppressed
Confirmed	20-29	Black/African American	Male	10310	20
Confirmed	30-39	Black/African American	Male	9831	48
Confirmed	40-49	Black/African American	Male	8418	125
Confirmed	50-59	Black/African American	Male	7624	307
Confirmed	60-69	Black/African American	Male	5444	550

Confirmed	70-79	Black/African American	Male	2729	648
Confirmed	80+	Black/African American	Male	1124	450
Confirmed	Unknown	Black/African American	Male	8	0
Confirmed	0-9	Multiple Races	Male	804	Suppressed
Confirmed	10-19	Multiple Races	Male	2197	0
Confirmed	20-29	Multiple Races	Male	2494	0
Confirmed	30-39	Multiple Races	Male	1765	Suppressed
Confirmed	40-49	Multiple Races	Male	1711	6
Confirmed	50-59	Multiple Races	Male	1724	10
Confirmed	60-69	Multiple Races	Male	1471	40
Confirmed	70-79	Multiple Races	Male	783	42
Confirmed	80+	Multiple Races	Male	330	52
Confirmed	Unknown	Multiple Races	Male	8	0
Confirmed	0-9	Other	Male	1350	0
Confirmed	10-19	Other	Male	3227	0
Confirmed	20-29	Other	Male	5166	Suppressed
Confirmed	30-39	Other	Male	4069	Suppressed
Confirmed	40-49	Other	Male	3845	24
Confirmed	50-59	Other	Male	3190	35
Confirmed	60-69	Other	Male	1824	82
Confirmed	70-79	Other	Male	777	75
Confirmed	80+	Other	Male	329	69
Confirmed	Unknown	Other	Male	8	0
Confirmed	0-9	Unknown	Male	2831	0
Confirmed	10-19	Unknown	Male	9226	0
Confirmed	20-29	Unknown	Male	18219	Suppressed
Confirmed	30-39	Unknown	Male	14979	13
Confirmed	40-49	Unknown	Male	13778	29
Confirmed	50-59	Unknown	Male	14582	54
Confirmed	60-69	Unknown	Male	8355	97
Confirmed	70-79	Unknown	Male	3154	149
Confirmed	80+	Unknown	Male	1456	170
Confirmed	Unknown	Unknown	Male	141	0
Confirmed	0-9	White	Male	9720	0
Confirmed	10-19	White	Male	30292	Suppressed
Confirmed	20-29	White	Male	41546	28
Confirmed	30-39	White	Male	34273	55
Confirmed	40-49	White	Male	33156	159
Confirmed	50-59	White	Male	37017	498
Confirmed	60-69	White	Male	29311	1187
Confirmed	70-79	White	Male	16993	2031
Confirmed	80+	White	Male	9755	2966
Confirmed	Unknown	White	Male	86	0
Confirmed	0-9	American Indian/Alaska Native	Unknown	Suppressed	0
Confirmed	10-19	American Indian/Alaska Native	Unknown	Suppressed	0
Confirmed	20-29	American Indian/Alaska Native	Unknown	Suppressed	0
Confirmed	30-39	American Indian/Alaska Native	Unknown	Suppressed	0
Confirmed	40-49	American Indian/Alaska Native	Unknown	0	0
Confirmed	50-59	American Indian/Alaska Native	Unknown	Suppressed	0
Confirmed	60-69	American Indian/Alaska Native	Unknown	Suppressed	0

Confirmed	70-79	American Indian/Alaska Native	Unknown	Suppressed	0
Confirmed	80+	American Indian/Alaska Native	Unknown	0	0
Confirmed	Unknown	American Indian/Alaska Native	Unknown	0	0
Confirmed	0-9	Asian/Pacific Islander	Unknown	0	0
Confirmed	10-19	Asian/Pacific Islander	Unknown	7	0
Confirmed	20-29	Asian/Pacific Islander	Unknown	8	0
Confirmed	30-39	Asian/Pacific Islander	Unknown	Suppressed	0
Confirmed	40-49	Asian/Pacific Islander	Unknown	Suppressed	0
Confirmed	50-59	Asian/Pacific Islander	Unknown	Suppressed	0
Confirmed	60-69	Asian/Pacific Islander	Unknown	Suppressed	0
Confirmed	70-79	Asian/Pacific Islander	Unknown	0	0
Confirmed	80+	Asian/Pacific Islander	Unknown	0	0
Confirmed	Unknown	Asian/Pacific Islander	Unknown	0	0
Confirmed	0-9	Black/African American	Unknown	6	0
Confirmed	10-19	Black/African American	Unknown	22	0
Confirmed	20-29	Black/African American	Unknown	123	0
Confirmed	30-39	Black/African American	Unknown	111	0
Confirmed	40-49	Black/African American	Unknown	118	0
Confirmed	50-59	Black/African American	Unknown	92	0
Confirmed	60-69	Black/African American	Unknown	40	0
Confirmed	70-79	Black/African American	Unknown	11	0
Confirmed	80+	Black/African American	Unknown	Suppressed	0
Confirmed	Unknown	Black/African American	Unknown	Suppressed	0
Confirmed	0-9	Multiple Races	Unknown	7	0
Confirmed	10-19	Multiple Races	Unknown	15	0
Confirmed	20-29	Multiple Races	Unknown	24	0
Confirmed	30-39	Multiple Races	Unknown	15	0
Confirmed	40-49	Multiple Races	Unknown	18	0
Confirmed	50-59	Multiple Races	Unknown	12	0
Confirmed	60-69	Multiple Races	Unknown	15	0
Confirmed	70-79	Multiple Races	Unknown	6	0
Confirmed	80+	Multiple Races	Unknown	Suppressed	0
Confirmed	Unknown	Multiple Races	Unknown	Suppressed	0
Confirmed	0-9	Other	Unknown	19	0
Confirmed	10-19	Other	Unknown	23	0
Confirmed	20-29	Other	Unknown	49	0
Confirmed	30-39	Other	Unknown	42	0
Confirmed	40-49	Other	Unknown	64	0
Confirmed	50-59	Other	Unknown	34	0
Confirmed	60-69	Other	Unknown	18	0
Confirmed	70-79	Other	Unknown	Suppressed	0
Confirmed	80+	Other	Unknown	10	0
Confirmed	Unknown	Other	Unknown	Suppressed	0
Confirmed	0-9	Unknown	Unknown	125	0
Confirmed	10-19	Unknown	Unknown	358	0
Confirmed	20-29	Unknown	Unknown	637	0
Confirmed	30-39	Unknown	Unknown	444	0
Confirmed	40-49	Unknown	Unknown	443	0
Confirmed	50-59	Unknown	Unknown	408	0
Confirmed	60-69	Unknown	Unknown	211	0

Confirmed	70-79	Unknown	Unknown	93	0
Confirmed	80+	Unknown	Unknown	63	0
Confirmed	Unknown	Unknown	Unknown	64	0
Confirmed	0-9	White	Unknown	29	0
Confirmed	10-19	White	Unknown	164	0
Confirmed	20-29	White	Unknown	256	0
Confirmed	30-39	White	Unknown	228	0
Confirmed	40-49	White	Unknown	212	0
Confirmed	50-59	White	Unknown	203	0
Confirmed	60-69	White	Unknown	134	0
Confirmed	70-79	White	Unknown	61	0
Confirmed	80+	White	Unknown	22	0
Confirmed	Unknown	White	Unknown	Suppressed	0
Probable	0-9	American Indian/Alaska Native	Female	40	0
Probable	10-19	American Indian/Alaska Native	Female	76	0
Probable	20-29	American Indian/Alaska Native	Female	81	0
Probable	30-39	American Indian/Alaska Native	Female	67	0
Probable	40-49	American Indian/Alaska Native	Female	65	0
Probable	50-59	American Indian/Alaska Native	Female	36	0
Probable	60-69	American Indian/Alaska Native	Female	32	0
Probable	70-79	American Indian/Alaska Native	Female	9	0
Probable	80+	American Indian/Alaska Native	Female	Suppressed	Suppressed
Probable	Unknown	American Indian/Alaska Native	Female	Suppressed	0
Probable	0-9	Asian/Pacific Islander	Female	37	0
Probable	10-19	Asian/Pacific Islander	Female	85	0
Probable	20-29	Asian/Pacific Islander	Female	150	0
Probable	30-39	Asian/Pacific Islander	Female	110	0
Probable	40-49	Asian/Pacific Islander	Female	85	0
Probable	50-59	Asian/Pacific Islander	Female	78	0
Probable	60-69	Asian/Pacific Islander	Female	39	Suppressed
Probable	70-79	Asian/Pacific Islander	Female	15	Suppressed
Probable	80+	Asian/Pacific Islander	Female	Suppressed	0
Probable	Unknown	Asian/Pacific Islander	Female	6	0
Probable	0-9	Black/African American	Female	221	0
Probable	10-19	Black/African American	Female	527	0
Probable	20-29	Black/African American	Female	962	0
Probable	30-39	Black/African American	Female	803	0
Probable	40-49	Black/African American	Female	654	Suppressed
Probable	50-59	Black/African American	Female	507	12
Probable	60-69	Black/African American	Female	325	20
Probable	70-79	Black/African American	Female	120	17
Probable	80+	Black/African American	Female	80	35
Probable	Unknown	Black/African American	Female	33	Suppressed
Probable	0-9	Multiple Races	Female	138	0
Probable	10-19	Multiple Races	Female	291	0
Probable	20-29	Multiple Races	Female	246	0
Probable	30-39	Multiple Races	Female	156	0
Probable	40-49	Multiple Races	Female	155	0
Probable	50-59	Multiple Races	Female	154	Suppressed
Probable	60-69	Multiple Races	Female	102	Suppressed



Probable	70-79	Multiple Races	Female	42	0
Probable	80+	Multiple Races	Female	30	7
Probable	Unknown	Multiple Races	Female	54	0
Probable	0-9	Other	Female	89	0
Probable	10-19	Other	Female	218	0
Probable	20-29	Other	Female	292	0
Probable	30-39	Other	Female	225	0
Probable	40-49	Other	Female	188	0
Probable	50-59	Other	Female	141	Suppressed
Probable	60-69	Other	Female	74	Suppressed
Probable	70-79	Other	Female	29	0
Probable	80+	Other	Female	13	Suppressed
Probable	Unknown	Other	Female	18	0
Probable	0-9	Unknown	Female	724	0
Probable	10-19	Unknown	Female	2134	0
Probable	20-29	Unknown	Female	2859	0
Probable	30-39	Unknown	Female	2160	0
Probable	40-49	Unknown	Female	2155	0
Probable	50-59	Unknown	Female	1976	Suppressed
Probable	60-69	Unknown	Female	1266	6
Probable	70-79	Unknown	Female	467	Suppressed
Probable	80+	Unknown	Female	294	24
Probable	Unknown	Unknown	Female	1610	0
Probable	0-9	White	Female	1601	0
Probable	10-19	White	Female	4516	Suppressed
Probable	20-29	White	Female	4823	0
Probable	30-39	White	Female	3899	Suppressed
Probable	40-49	White	Female	3802	8
Probable	50-59	White	Female	3578	24
Probable	60-69	White	Female	2247	41
Probable	70-79	White	Female	1148	80
Probable	80+	White	Female	1287	291
Probable	Unknown	White	Female	388	Suppressed
Probable	0-9	American Indian/Alaska Native	Male	38	0
Probable	10-19	American Indian/Alaska Native	Male	99	0
Probable	20-29	American Indian/Alaska Native	Male	71	0
Probable	30-39	American Indian/Alaska Native	Male	57	0
Probable	40-49	American Indian/Alaska Native	Male	46	0
Probable	50-59	American Indian/Alaska Native	Male	43	Suppressed
Probable	60-69	American Indian/Alaska Native	Male	23	Suppressed
Probable	70-79	American Indian/Alaska Native	Male	7	Suppressed
Probable	80+	American Indian/Alaska Native	Male	Suppressed	Suppressed
Probable	Unknown	American Indian/Alaska Native	Male	Suppressed	0
Probable	0-9	Asian/Pacific Islander	Male	49	0
Probable	10-19	Asian/Pacific Islander	Male	94	0
Probable	20-29	Asian/Pacific Islander	Male	153	0
Probable	30-39	Asian/Pacific Islander	Male	121	Suppressed
Probable	40-49	Asian/Pacific Islander	Male	78	0
Probable	50-59	Asian/Pacific Islander	Male	58	Suppressed
Probable	60-69	Asian/Pacific Islander	Male	26	Suppressed

Probable	70-79	Asian/Pacific Islander	Male	8	Suppressed
Probable	80+	Asian/Pacific Islander	Male	7	Suppressed
Probable	Unknown	Asian/Pacific Islander	Male	Suppressed	0
Probable	0-9	Black/African American	Male	251	0
Probable	10-19	Black/African American	Male	511	Suppressed
Probable	20-29	Black/African American	Male	737	0
Probable	30-39	Black/African American	Male	658	Suppressed
Probable	40-49	Black/African American	Male	515	9
Probable	50-59	Black/African American	Male	460	14
Probable	60-69	Black/African American	Male	265	27
Probable	70-79	Black/African American	Male	101	33
Probable	80+	Black/African American	Male	42	22
Probable	Unknown	Black/African American	Male	23	0
Probable	0-9	Multiple Races	Male	126	0
Probable	10-19	Multiple Races	Male	279	0
Probable	20-29	Multiple Races	Male	180	0
Probable	30-39	Multiple Races	Male	138	0
Probable	40-49	Multiple Races	Male	143	Suppressed
Probable	50-59	Multiple Races	Male	114	0
Probable	60-69	Multiple Races	Male	86	Suppressed
Probable	70-79	Multiple Races	Male	39	Suppressed
Probable	80+	Multiple Races	Male	18	7
Probable	Unknown	Multiple Races	Male	53	0
Probable	0-9	Other	Male	101	0
Probable	10-19	Other	Male	239	0
Probable	20-29	Other	Male	288	0
Probable	30-39	Other	Male	235	0
Probable	40-49	Other	Male	205	Suppressed
Probable	50-59	Other	Male	129	Suppressed
Probable	60-69	Other	Male	84	Suppressed
Probable	70-79	Other	Male	29	Suppressed
Probable	80+	Other	Male	8	Suppressed
Probable	Unknown	Other	Male	17	0
Probable	0-9	Unknown	Male	723	0
Probable	10-19	Unknown	Male	2115	0
Probable	20-29	Unknown	Male	2728	0
Probable	30-39	Unknown	Male	2130	Suppressed
Probable	40-49	Unknown	Male	1926	Suppressed
Probable	50-59	Unknown	Male	1901	Suppressed
Probable	60-69	Unknown	Male	1048	Suppressed
Probable	70-79	Unknown	Male	366	8
Probable	80+	Unknown	Male	177	16
Probable	Unknown	Unknown	Male	1377	0
Probable	0-9	White	Male	1715	Suppressed
Probable	10-19	White	Male	4444	Suppressed
Probable	20-29	White	Male	4162	Suppressed
Probable	30-39	White	Male	3295	Suppressed
Probable	40-49	White	Male	3193	12
Probable	50-59	White	Male	3264	31
Probable	60-69	White	Male	2042	72

Probable	70-79	White	Male	983	111
Probable	80+	White	Male	685	183
Probable	Unknown	White	Male	340	0
Probable	0-9	American Indian/Alaska Native	Unknown	0	0
Probable	10-19	American Indian/Alaska Native	Unknown	0	0
Probable	20-29	American Indian/Alaska Native	Unknown	Suppressed	0
Probable	30-39	American Indian/Alaska Native	Unknown	0	0
Probable	40-49	American Indian/Alaska Native	Unknown	Suppressed	0
Probable	50-59	American Indian/Alaska Native	Unknown	Suppressed	0
Probable	60-69	American Indian/Alaska Native	Unknown	0	0
Probable	70-79	American Indian/Alaska Native	Unknown	0	0
Probable	80+	American Indian/Alaska Native	Unknown	0	0
Probable	Unknown	American Indian/Alaska Native	Unknown	Suppressed	0
Probable	0-9	Asian/Pacific Islander	Unknown	Suppressed	0
Probable	10-19	Asian/Pacific Islander	Unknown	Suppressed	0
Probable	20-29	Asian/Pacific Islander	Unknown	Suppressed	0
Probable	30-39	Asian/Pacific Islander	Unknown	Suppressed	0
Probable	40-49	Asian/Pacific Islander	Unknown	Suppressed	0
Probable	50-59	Asian/Pacific Islander	Unknown	Suppressed	0
Probable	60-69	Asian/Pacific Islander	Unknown	0	0
Probable	70-79	Asian/Pacific Islander	Unknown	0	0
Probable	80+	Asian/Pacific Islander	Unknown	0	0
Probable	Unknown	Asian/Pacific Islander	Unknown	Suppressed	0
Probable	0-9	Black/African American	Unknown	7	0
Probable	10-19	Black/African American	Unknown	8	0
Probable	20-29	Black/African American	Unknown	9	0
Probable	30-39	Black/African American	Unknown	Suppressed	0
Probable	40-49	Black/African American	Unknown	7	0
Probable	50-59	Black/African American	Unknown	6	0
Probable	60-69	Black/African American	Unknown	Suppressed	0
Probable	70-79	Black/African American	Unknown	Suppressed	0
Probable	80+	Black/African American	Unknown	0	0
Probable	Unknown	Black/African American	Unknown	Suppressed	0
Probable	0-9	Multiple Races	Unknown	9	0
Probable	10-19	Multiple Races	Unknown	22	0
Probable	20-29	Multiple Races	Unknown	20	0
Probable	30-39	Multiple Races	Unknown	17	0
Probable	40-49	Multiple Races	Unknown	14	0
Probable	50-59	Multiple Races	Unknown	10	0
Probable	60-69	Multiple Races	Unknown	Suppressed	0
Probable	70-79	Multiple Races	Unknown	Suppressed	0
Probable	80+	Multiple Races	Unknown	0	0
Probable	Unknown	Multiple Races	Unknown	11	0
Probable	0-9	Other	Unknown	7	0
Probable	10-19	Other	Unknown	12	0
Probable	20-29	Other	Unknown	Suppressed	0
Probable	30-39	Other	Unknown	8	0
Probable	40-49	Other	Unknown	6	0
Probable	50-59	Other	Unknown	Suppressed	0
Probable	60-69	Other	Unknown	Suppressed	0

Probable	70-79	Other	Unknown	0	0
Probable	80+	Other	Unknown	0	0
Probable	Unknown	Other	Unknown	0	0
Probable	0-9	Unknown	Unknown	234	0
Probable	10-19	Unknown	Unknown	569	Suppressed
Probable	20-29	Unknown	Unknown	805	0
Probable	30-39	Unknown	Unknown	637	0
Probable	40-49	Unknown	Unknown	679	Suppressed
Probable	50-59	Unknown	Unknown	535	Suppressed
Probable	60-69	Unknown	Unknown	293	0
Probable	70-79	Unknown	Unknown	115	Suppressed
Probable	80+	Unknown	Unknown	43	Suppressed
Probable	Unknown	Unknown	Unknown	2183	0
Probable	0-9	White	Unknown	48	0
Probable	10-19	White	Unknown	119	0
Probable	20-29	White	Unknown	72	0
Probable	30-39	White	Unknown	67	0
Probable	40-49	White	Unknown	72	0
Probable	50-59	White	Unknown	70	0
Probable	60-69	White	Unknown	31	Suppressed
Probable	70-79	White	Unknown	27	0
Probable	80+	White	Unknown	9	0
Probable	Unknown	White	Unknown	49	0

# PUBLIC USE DATASETS

## COVID-19 Tests by County

### README

Data includes tests by type (diagnostic, serology or total combined) by county.

Diagnostic tests are used to find current infection and look for genes or proteins from the severe acute respiratory syndrome coronavirus 2 (SARS-CoV-2), the virus that causes COVID-19. These tests, which are performed as nasal swabs, include: Nucleic acid amplification test/real-time polymerase chain reaction (NAAT/RT-PCR) test and rapid virus antigen detection point of care (POC) tests.

Serology tests are used to look for the possibility of previous infection. Serology tests look for antibodies to SARS-CoV-2 in the blood. There are currently two types of serology tests: the enzyme-linked immunosorbent assay (ELISA) test and the rapid antibody detection POC test. Serology tests do not diagnose disease and do not guarantee immunity, but might provide information about previous infection.

Correctional includes state and federal prisons and county and city detection facilities.

Testing data represents total tests performed, not individuals tested. A single individual may have more than one test completed.

# COVID-19 TESTS BY COUNTY 2021-05-24

Updated	COUNTY	TestType	Count	RatePerMillion
2021/05/24 13:30:37	Alcona	Diagnostic	7511	721864
2021/05/24 13:30:37	Alcona	Serology	180	17299
2021/05/24 13:30:37	Alcona	Total	7691	739164
2021/05/24 13:30:37	Alger	Serology	384	42161
2021/05/24 13:30:37	Alger	Diagnostic	8791	965195
2021/05/24 13:30:37	Alger	Total	9175	1007356
2021/05/24 13:30:37	Allegan	Diagnostic	120313	1018902
2021/05/24 13:30:37	Allegan	Serology	3045	25787
2021/05/24 13:30:37	Allegan	Total	123358	1044690
2021/05/24 13:30:37	Alpena	Diagnostic	22087	777574
2021/05/24 13:30:37	Alpena	Serology	769	27073
2021/05/24 13:30:37	Alpena	Total	22856	804647
2021/05/24 13:30:37	Antrim	Serology	823	35286
2021/05/24 13:30:37	Antrim	Diagnostic	22415	961027
2021/05/24 13:30:37	Antrim	Total	23238	996313
2021/05/24 13:30:37	Arenac	Serology	500	33595
2021/05/24 13:30:37	Arenac	Diagnostic	16961	1139622
2021/05/24 13:30:37	Arenac	Total	17461	1173218
2021/05/24 13:30:37	Baraga	Diagnostic	8795	1071385
2021/05/24 13:30:37	Baraga	Serology	60	7309
2021/05/24 13:30:37	Baraga	Total	8855	1078694
2021/05/24 13:30:37	Barry	Serology	1964	31909
2021/05/24 13:30:37	Barry	Diagnostic	60563	983964
2021/05/24 13:30:37	Barry	Total	62527	1015873
2021/05/24 13:30:37	Bay	Serology	7306	70845
2021/05/24 13:30:37	Bay	Diagnostic	129203	1252865
2021/05/24 13:30:37	Bay	Total	136509	1323711
2021/05/24 13:30:37	Benzie	Diagnostic	12902	726219
2021/05/24 13:30:37	Benzie	Serology	771	43398
2021/05/24 13:30:37	Benzie	Total	13673	769616
2021/05/24 13:30:37	Berrien	Diagnostic	240065	1564951
2021/05/24 13:30:37	Berrien	Serology	6130	39961
2021/05/24 13:30:37	Berrien	Total	246195	1604911
2021/05/24 13:30:37	Branch	Diagnostic	42901	985845
2021/05/24 13:30:37	Branch	Serology	609	13995
2021/05/24 13:30:37	Branch	Total	43510	999839
2021/05/24 13:30:37	Calhoun	Diagnostic	202058	1506108
2021/05/24 13:30:37	Calhoun	Serology	1844	13745
2021/05/24 13:30:37	Calhoun	Total	203902	1519853
2021/05/24 13:30:37	Cass	Diagnostic	40566	783324
2021/05/24 13:30:37	Cass	Serology	778	15023
2021/05/24 13:30:37	Cass	Total	41344	798347
2021/05/24 13:30:37	Charlevoix	Diagnostic	23313	891749
2021/05/24 13:30:37	Charlevoix	Serology	1128	43147
2021/05/24 13:30:37	Charlevoix	Total	24441	934897
2021/05/24 13:30:37	Cheboygan	Diagnostic	16898	668539
2021/05/24 13:30:37	Cheboygan	Serology	628	24846

2021/05/24 13:30:37	Cheboygan	Total	17526	693385
2021/05/24 13:30:37	Chippewa	Diagnostic	28095	752229
2021/05/24 13:30:37	Chippewa	Serology	349	9344
2021/05/24 13:30:37	Chippewa	Total	28444	761573
2021/05/24 13:30:37	Clare	Serology	1057	34152
2021/05/24 13:30:37	Clare	Diagnostic	23966	774346
2021/05/24 13:30:37	Clare	Total	25023	808498
2021/05/24 13:30:37	Clinton	Serology	4265	53584
2021/05/24 13:30:37	Clinton	Diagnostic	59754	750726
2021/05/24 13:30:37	Clinton	Total	64019	804309
2021/05/24 13:30:37	Correctional	Serology	26924	
2021/05/24 13:30:37	Correctional	Diagnostic	949275	
2021/05/24 13:30:37	Correctional	Total	976199	
2021/05/24 13:30:37	Crawford	Serology	365	26018
2021/05/24 13:30:37	Crawford	Diagnostic	10878	775394
2021/05/24 13:30:37	Crawford	Total	11243	801411
2021/05/24 13:30:37	Delta	Diagnostic	42399	1184859
2021/05/24 13:30:37	Delta	Serology	888	24816
2021/05/24 13:30:37	Delta	Total	43287	1209675
2021/05/24 13:30:37	Detroit City	Serology	27978	43056
2021/05/24 13:30:37	Detroit City	Diagnostic	825729	1270735
2021/05/24 13:30:37	Detroit City	Total	853707	1313792
2021/05/24 13:30:37	Dickinson	Diagnostic	19626	777606
2021/05/24 13:30:37	Dickinson	Serology	179	7092
2021/05/24 13:30:37	Dickinson	Total	19805	784698
2021/05/24 13:30:37	Eaton	Diagnostic	129837	1177468
2021/05/24 13:30:37	Eaton	Serology	6368	57750
2021/05/24 13:30:37	Eaton	Total	136205	1235218
2021/05/24 13:30:37	Emmet	Serology	1571	47015
2021/05/24 13:30:37	Emmet	Diagnostic	30937	925842
2021/05/24 13:30:37	Emmet	Total	32508	972857
2021/05/24 13:30:37	Genesee	Diagnostic	404813	997536
2021/05/24 13:30:37	Genesee	Serology	20682	50964
2021/05/24 13:30:37	Genesee	Total	425495	1048500
2021/05/24 13:30:37	Gladwin	Diagnostic	20856	819521
2021/05/24 13:30:37	Gladwin	Serology	1212	47625
2021/05/24 13:30:37	Gladwin	Total	22068	867146
2021/05/24 13:30:37	Gogebic	Diagnostic	18586	1329946
2021/05/24 13:30:37	Gogebic	Serology	258	18462
2021/05/24 13:30:37	Gogebic	Total	18844	1348408
2021/05/24 13:30:37	Grand Traverse	Diagnostic	89027	956375
2021/05/24 13:30:37	Grand Traverse	Serology	6843	73511
2021/05/24 13:30:37	Grand Traverse	Total	95870	1029886
2021/05/24 13:30:37	Gratiot	Diagnostic	58253	1430891
2021/05/24 13:30:37	Gratiot	Serology	1164	28592
2021/05/24 13:30:37	Gratiot	Total	59417	1459483
2021/05/24 13:30:37	Hillsdale	Diagnostic	46214	1013354
2021/05/24 13:30:37	Hillsdale	Serology	1067	23397
2021/05/24 13:30:37	Hillsdale	Total	47281	1036750
2021/05/24 13:30:37	Houghton	Serology	266	7454

2021/05/24 13:30:37	Houghton	Diagnostic	48130	1348784
2021/05/24 13:30:37	Houghton	Total	48396	1356238
2021/05/24 13:30:37	Huron	Serology	872	28146
2021/05/24 13:30:37	Huron	Diagnostic	30490	984152
2021/05/24 13:30:37	Huron	Total	31362	1012298
2021/05/24 13:30:37	Ingham	Diagnostic	349740	1196077
2021/05/24 13:30:37	Ingham	Serology	20350	69595
2021/05/24 13:30:37	Ingham	Total	370090	1265672
2021/05/24 13:30:37	Ionia	Serology	2363	36524
2021/05/24 13:30:37	Ionia	Diagnostic	79837	1234014
2021/05/24 13:30:37	Ionia	Total	82200	1270538
2021/05/24 13:30:37	Iosco	Diagnostic	27089	1078083
2021/05/24 13:30:37	Iosco	Serology	638	25391
2021/05/24 13:30:37	Iosco	Total	27727	1103474
2021/05/24 13:30:37	Iron	Diagnostic	25096	2267847
2021/05/24 13:30:37	Iron	Serology	131	11838
2021/05/24 13:30:37	Iron	Total	25227	2279686
2021/05/24 13:30:37	Isabella	Diagnostic	60586	867100
2021/05/24 13:30:37	Isabella	Serology	1484	21239
2021/05/24 13:30:37	Isabella	Total	62070	888339
2021/05/24 13:30:37	Jackson	Diagnostic	228898	1444060
2021/05/24 13:30:37	Jackson	Serology	3982	25121
2021/05/24 13:30:37	Jackson	Total	232880	1469182
2021/05/24 13:30:37	Kalamazoo	Diagnostic	311343	1174587
2021/05/24 13:30:37	Kalamazoo	Serology	7186	27110
2021/05/24 13:30:37	Kalamazoo	Total	318529	1201697
2021/05/24 13:30:37	Kalkaska	Diagnostic	17455	967679
2021/05/24 13:30:37	Kalkaska	Serology	828	45903
2021/05/24 13:30:37	Kalkaska	Total	18283	1013582
2021/05/24 13:30:37	Kent	Serology	47204	71853
2021/05/24 13:30:37	Kent	Diagnostic	927347	1411584
2021/05/24 13:30:37	Kent	Total	974551	1483436
2021/05/24 13:30:37	Keweenaw	Diagnostic	2293	1083648
2021/05/24 13:30:37	Keweenaw	Serology	32	15123
2021/05/24 13:30:37	Keweenaw	Total	2325	1098771
2021/05/24 13:30:37	Lake	Diagnostic	11555	974859
2021/05/24 13:30:37	Lake	Serology	225	18983
2021/05/24 13:30:37	Lake	Total	11780	993841
2021/05/24 13:30:37	Lapeer	Diagnostic	70659	806545
2021/05/24 13:30:37	Lapeer	Serology	3690	42120
2021/05/24 13:30:37	Lapeer	Total	74349	848665
2021/05/24 13:30:37	Leelanau	Diagnostic	12730	584991
2021/05/24 13:30:37	Leelanau	Serology	1110	51009
2021/05/24 13:30:37	Leelanau	Total	13840	636000
2021/05/24 13:30:37	Lenawee	Serology	2294	23301
2021/05/24 13:30:37	Lenawee	Diagnostic	130973	1330337
2021/05/24 13:30:37	Lenawee	Total	133267	1353638
2021/05/24 13:30:37	Livingston	Serology	8350	43491
2021/05/24 13:30:37	Livingston	Diagnostic	211995	1104169
2021/05/24 13:30:37	Livingston	Total	220345	1147660



2021/05/24 13:30:37	Luce	Diagnostic	6641	1066142
2021/05/24 13:30:37	Luce	Serology	37	5940
2021/05/24 13:30:37	Luce	Total	6678	1072082
2021/05/24 13:30:37	Mackinac	Diagnostic	9371	867766
2021/05/24 13:30:37	Mackinac	Serology	143	13242
2021/05/24 13:30:37	Mackinac	Total	9514	881008
2021/05/24 13:30:37	Macomb	Diagnostic	935951	1070916
2021/05/24 13:30:37	Macomb	Serology	64036	73270
2021/05/24 13:30:37	Macomb	Total	999987	1144187
2021/05/24 13:30:37	Manistee	Diagnostic	19801	806295
2021/05/24 13:30:37	Manistee	Serology	965	39295
2021/05/24 13:30:37	Manistee	Total	20766	845590
2021/05/24 13:30:37	Marquette	Diagnostic	132506	1986626
2021/05/24 13:30:37	Marquette	Serology	1389	20825
2021/05/24 13:30:37	Marquette	Total	133895	2007451
2021/05/24 13:30:37	Mason	Diagnostic	34341	1178321
2021/05/24 13:30:37	Mason	Serology	1059	36337
2021/05/24 13:30:37	Mason	Total	35400	1214658
2021/05/24 13:30:37	Mecosta	Diagnostic	40921	941730
2021/05/24 13:30:37	Mecosta	Serology	1028	23658
2021/05/24 13:30:37	Mecosta	Total	41949	965388
2021/05/24 13:30:37	Menominee	Diagnostic	25434	1116506
2021/05/24 13:30:37	Menominee	Serology	155	6804
2021/05/24 13:30:37	Menominee	Total	25589	1123310
2021/05/24 13:30:37	Midland	Serology	7621	91647
2021/05/24 13:30:37	Midland	Diagnostic	68491	823645
2021/05/24 13:30:37	Midland	Total	76112	915292
2021/05/24 13:30:37	Missaukee	Diagnostic	11143	737068
2021/05/24 13:30:37	Missaukee	Serology	665	43987
2021/05/24 13:30:37	Missaukee	Total	11808	781056
2021/05/24 13:30:37	Monroe	Serology	6156	40904
2021/05/24 13:30:37	Monroe	Diagnostic	161592	1073701
2021/05/24 13:30:37	Monroe	Total	167748	1114605
2021/05/24 13:30:37	Montcalm	Diagnostic	80124	1254132
2021/05/24 13:30:37	Montcalm	Serology	2467	38614
2021/05/24 13:30:37	Montcalm	Total	82591	1292747
2021/05/24 13:30:37	Montmorency	Diagnostic	8463	907268
2021/05/24 13:30:37	Montmorency	Serology	406	43525
2021/05/24 13:30:37	Montmorency	Total	8869	950793
2021/05/24 13:30:37	Muskegon	Serology	3786	21813
2021/05/24 13:30:37	Muskegon	Diagnostic	215168	1239690
2021/05/24 13:30:37	Muskegon	Total	218954	1261503
2021/05/24 13:30:37	Newaygo	Diagnostic	46660	952634
2021/05/24 13:30:37	Newaygo	Serology	1749	35708
2021/05/24 13:30:37	Newaygo	Total	48409	988342
2021/05/24 13:30:37	Oakland	Serology	118229	94013
2021/05/24 13:30:37	Oakland	Diagnostic	1450656	1153526
2021/05/24 13:30:37	Oakland	Total	1568885	1247539
2021/05/24 13:30:37	Oceana	Diagnostic	36211	1368157
2021/05/24 13:30:37	Oceana	Serology	911	34420

2021/05/24 13:30:37	Oceana	Total	37122	1402577
2021/05/24 13:30:37	Ogemaw	Diagnostic	19412	924513
2021/05/24 13:30:37	Ogemaw	Serology	598	28480
2021/05/24 13:30:37	Ogemaw	Total	20010	952993
2021/05/24 13:30:37	Ontonagon	Diagnostic	7712	1348252
2021/05/24 13:30:37	Ontonagon	Serology	72	12587
2021/05/24 13:30:37	Ontonagon	Total	7784	1360839
2021/05/24 13:30:37	Osceola	Diagnostic	25566	1089770
2021/05/24 13:30:37	Osceola	Serology	1034	44075
2021/05/24 13:30:37	Osceola	Total	26600	1133845
2021/05/24 13:30:37	Oscoda	Diagnostic	5709	692756
2021/05/24 13:30:37	Oscoda	Serology	386	46839
2021/05/24 13:30:37	Oscoda	Total	6095	739595
2021/05/24 13:30:37	Otsego	Diagnostic	22944	930112
2021/05/24 13:30:37	Otsego	Serology	984	39890
2021/05/24 13:30:37	Otsego	Total	23928	970002
2021/05/24 13:30:37	Ottawa	Serology	14952	51235
2021/05/24 13:30:37	Ottawa	Diagnostic	388163	1330100
2021/05/24 13:30:37	Ottawa	Total	403115	1381335
2021/05/24 13:30:37	Presque Isle	Diagnostic	11046	877224
2021/05/24 13:30:37	Presque Isle	Serology	563	44711
2021/05/24 13:30:37	Presque Isle	Total	11609	921935
2021/05/24 13:30:37	Roscommon	Diagnostic	20084	836171
2021/05/24 13:30:37	Roscommon	Serology	734	30559
2021/05/24 13:30:37	Roscommon	Total	20818	866731
2021/05/24 13:30:37	Saginaw	Serology	9751	51176
2021/05/24 13:30:37	Saginaw	Diagnostic	256440	1345866
2021/05/24 13:30:37	Saginaw	Total	266191	1397042
2021/05/24 13:30:37	Sanilac	Serology	1480	35949
2021/05/24 13:30:37	Sanilac	Diagnostic	51772	1257518
2021/05/24 13:30:37	Sanilac	Total	53252	1293466
2021/05/24 13:30:37	Schoolcraft	Diagnostic	6374	787497
2021/05/24 13:30:37	Schoolcraft	Serology	65	8031
2021/05/24 13:30:37	Schoolcraft	Total	6439	795528
2021/05/24 13:30:37	Shiawassee	Serology	2648	38871
2021/05/24 13:30:37	Shiawassee	Diagnostic	71709	1052656
2021/05/24 13:30:37	Shiawassee	Total	74357	1091527
2021/05/24 13:30:37	St Clair	Diagnostic	151284	950706
2021/05/24 13:30:37	St Clair	Serology	8609	54101
2021/05/24 13:30:37	St Clair	Total	159893	1004807
2021/05/24 13:30:37	St Joseph	Serology	1678	27524
2021/05/24 13:30:37	St Joseph	Diagnostic	58359	957270
2021/05/24 13:30:37	St Joseph	Total	60037	984794
2021/05/24 13:30:37	Tuscola	Serology	2281	43660
2021/05/24 13:30:37	Tuscola	Diagnostic	64011	1225208
2021/05/24 13:30:37	Tuscola	Total	66292	1268868
2021/05/24 13:30:37	Unknown	Diagnostic	563740	
2021/05/24 13:30:37	Unknown	Serology	26994	
2021/05/24 13:30:37	Unknown	Total	590734	
2021/05/24 13:30:37	Van Buren	Diagnostic	97027	1282120

2021/05/24 13:30:37	Van Buren	Serology	1781	23534
2021/05/24 13:30:37	Van Buren	Total	98808	1305654
2021/05/24 13:30:37	Washtenaw	Diagnostic	753866	2050772
2021/05/24 13:30:37	Washtenaw	Serology	18103	49246
2021/05/24 13:30:37	Washtenaw	Total	771969	2100019
2021/05/24 13:30:37	Wayne	Serology	78601	71209
2021/05/24 13:30:37	Wayne	Diagnostic	1446162	1310152
2021/05/24 13:30:37	Wayne	Total	1524763	1381361
2021/05/24 13:30:37	Wexford	Diagnostic	31166	926705
2021/05/24 13:30:37	Wexford	Serology	1316	39131
2021/05/24 13:30:37	Wexford	Total	32482	965835

# PUBLIC USE DATASETS

## Diagnostic Tests by Result and County

### README

Data include diagnostic tests for COVID-19 by date and county.

Diagnostic tests are used to find current infection and look for genes or proteins from the severe acute respiratory syndrome coronavirus 2 (SARS-CoV-2), the virus that causes COVID-19. These tests, which are performed as nasal swabs, include: Nucleic acid amplification test/real-time polymerase chain reaction (NAAT/RT-PCR) test and rapid virus antigen detection point of care (POC) tests.

Correctional includes state and federal prisons and county and city detention facilities.

Testing data represents total tests performed, not individuals tested. A single individual may have more than one test completed.

The total number of positive tests may exceed the number of confirmed cases due to 1) a single individual may have more than one test performed; 2) MDHHS may receive data on positive tests in advance of a local health department classifying an individual as a confirmed or probable case, and 3) although efforts have been made to de-duplicate testing data, some duplication may occur.

**DIAGNOSTIC TESTS BY RESULT AND COUNTY 2021-05-24**

MessageDate	COUNTY	Negative	Positive	Total
5/23/2021	Alcona	11	1	12
5/23/2021	Alger	14	0	14
5/23/2021	Allegan	187	12	199
5/23/2021	Alpena	61	5	66
5/23/2021	Antrim	13	0	13
5/23/2021	Arenac	31	0	31
5/23/2021	Baraga	18	0	18
5/23/2021	Barry	114	6	120
5/23/2021	Bay	106	5	111
5/23/2021	Benzie	13	0	13
5/23/2021	Berrien	343	15	358
5/23/2021	Branch	39	10	49
5/23/2021	Calhoun	152	13	165
5/23/2021	Cass	57	0	57
5/23/2021	Charlevoix	17	1	18
5/23/2021	Cheboygan	18	0	18
5/23/2021	Chippewa	32	1	33
5/23/2021	Clare	58	5	63
5/23/2021	Clinton	57	6	63
5/23/2021	Correctional	5392	9	5401
5/23/2021	Crawford	11	0	11
5/23/2021	Delta	26	2	28
5/23/2021	Detroit City	1133	108	1241
5/23/2021	Dickinson	11	0	11
5/23/2021	Eaton	160	8	168
5/23/2021	Emmet	15	2	17
5/23/2021	Genesee	471	38	509
5/23/2021	Gladwin	51	0	51
5/23/2021	Gogebic	8	2	10
5/23/2021	Grand Traverse	83	6	89
5/23/2021	Gratiot	53	3	56
5/23/2021	Hillsdale	62	6	68
5/23/2021	Houghton	32	2	34
5/23/2021	Huron	20	0	20
5/23/2021	Ingham	457	24	481
5/23/2021	Ionia	136	9	145
5/23/2021	Iosco	71	3	74
5/23/2021	Iron	2	0	2
5/23/2021	Isabella	64	4	68
5/23/2021	Jackson	397	13	410
5/23/2021	Kalamazoo	331	26	357
5/23/2021	Kalkaska	9	0	9
5/23/2021	Kent	1201	104	1305
5/23/2021	Keweenaw	1	0	1
5/23/2021	Lake	14	0	14
5/23/2021	Lapeer	72	5	77
5/23/2021	Leelanau	9	0	9

5/23/2021	Lenawee	157	10	167
5/23/2021	Livingston	386	10	396
5/23/2021	Luce	33	1	34
5/23/2021	Mackinac	6	0	6
5/23/2021	Macomb	1135	82	1217
5/23/2021	Manistee	18	2	20
5/23/2021	Marquette	77	3	80
5/23/2021	Mason	57	2	59
5/23/2021	Mecosta	49	2	51
5/23/2021	Menominee	37	0	37
5/23/2021	Midland	124	3	127
5/23/2021	Missaukee	25	2	27
5/23/2021	Monroe	201	13	214
5/23/2021	Montcalm	102	9	111
5/23/2021	Montmorency	10	1	11
5/23/2021	Muskegon	241	37	278
5/23/2021	Newaygo	80	5	85
5/23/2021	Oakland	1964	96	2060
5/23/2021	Oceana	50	2	52
5/23/2021	Ogemaw	32	2	34
5/23/2021	Ontonagon	2	0	2
5/23/2021	Osceola	36	5	41
5/23/2021	Oscoda	8	5	13
5/23/2021	Otsego	17	0	17
5/23/2021	Ottawa	424	26	450
5/23/2021	Presque Isle	13	1	14
5/23/2021	Roscommon	36	2	38
5/23/2021	Saginaw	228	24	252
5/23/2021	Sanilac	27	2	29
5/23/2021	Schoolcraft	5	1	6
5/23/2021	Shiawassee	69	3	72
5/23/2021	St Clair	141	10	151
5/23/2021	St Joseph	42	9	51
5/23/2021	Tuscola	49	3	52
5/23/2021	Unknown	503	23	526
5/23/2021	Van Buren	93	9	102
5/23/2021	Washtenaw	907	29	936
5/23/2021	Wayne	2282	80	2362
5/23/2021	Wexford	31	2	33
5/22/2021	Alcona	12	2	14
5/22/2021	Alger	4	0	4
5/22/2021	Allegan	177	8	185
5/22/2021	Alpena	86	5	91
5/22/2021	Antrim	21	1	22
5/22/2021	Arenac	48	0	48
5/22/2021	Baraga	12	0	12
5/22/2021	Barry	78	4	82
5/22/2021	Bay	133	16	149
5/22/2021	Benzie	19	0	19
5/22/2021	Berrien	308	27	335

5/22/2021	Branch	55	2	57
5/22/2021	Calhoun	245	15	260
5/22/2021	Cass	43	4	47
5/22/2021	Charlevoix	21	0	21
5/22/2021	Cheboygan	18	5	23
5/22/2021	Chippewa	43	0	43
5/22/2021	Clare	23	1	24
5/22/2021	Clinton	68	3	71
5/22/2021	Correctional	2851	9	2860
5/22/2021	Crawford	13	1	14
5/22/2021	Delta	33	0	33
5/22/2021	Detroit City	1207	76	1283
5/22/2021	Dickinson	15	2	17
5/22/2021	Eaton	134	3	137
5/22/2021	Emmet	32	0	32
5/22/2021	Genesee	387	25	412
5/22/2021	Gladwin	36	0	36
5/22/2021	Gogebic	17	0	17
5/22/2021	Grand Traverse	117	5	122
5/22/2021	Gratiot	60	8	68
5/22/2021	Hillsdale	59	3	62
5/22/2021	Houghton	74	0	74
5/22/2021	Huron	29	7	36
5/22/2021	Ingham	306	15	321
5/22/2021	Ionia	107	6	113
5/22/2021	Iosco	49	3	52
5/22/2021	Iron	13	0	13
5/22/2021	Isabella	80	2	82
5/22/2021	Jackson	227	13	240
5/22/2021	Kalamazoo	334	27	361
5/22/2021	Kalkaska	21	3	24
5/22/2021	Kent	1076	96	1172
5/22/2021	Keweenaw	4	0	4
5/22/2021	Lake	11	1	12
5/22/2021	Lapeer	60	8	68
5/22/2021	Leelanau	11	0	11
5/22/2021	Lenawee	142	8	150
5/22/2021	Livingston	322	11	333
5/22/2021	Luce	3	6	9
5/22/2021	Mackinac	4	2	6
5/22/2021	Macomb	1228	68	1296
5/22/2021	Manistee	26	2	28
5/22/2021	Marquette	66	0	66
5/22/2021	Mason	33	2	35
5/22/2021	Mecosta	32	2	34
5/22/2021	Menominee	35	0	35
5/22/2021	Midland	86	6	92
5/22/2021	Missaukee	15	2	17
5/22/2021	Monroe	229	10	239
5/22/2021	Montcalm	61	8	69

5/22/2021	Montmorency	25	0	25
5/22/2021	Muskegon	284	25	309
5/22/2021	Newaygo	52	4	56
5/22/2021	Oakland	1820	61	1881
5/22/2021	Oceana	34	4	38
5/22/2021	Ogemaw	46	3	49
5/22/2021	Ontonagon	19	3	22
5/22/2021	Osceola	25	3	28
5/22/2021	Oscoda	11	6	17
5/22/2021	Otsego	43	1	44
5/22/2021	Ottawa	526	37	563
5/22/2021	Presque Isle	20	2	22
5/22/2021	Roscommon	47	3	50
5/22/2021	Saginaw	250	17	267
5/22/2021	Sanilac	38	3	41
5/22/2021	Schoolcraft	1	3	4
5/22/2021	Shiawassee	103	10	113
5/22/2021	St Clair	177	9	186
5/22/2021	St Joseph	67	4	71
5/22/2021	Tuscola	46	5	51
5/22/2021	Unknown	421	17	438
5/22/2021	Van Buren	121	11	132
5/22/2021	Washtenaw	968	9	977
5/22/2021	Wayne	1864	94	1958
5/22/2021	Wexford	47	5	52