



Western Michigan University
ScholarWorks at WMU

Cumulative Michigan COVID-19 Data

Michigan COVID-19 State Data

5-27-2021

2021-05-27_MichiganOverview_COVIDstats

Michigan Department of Health & Human Services

Follow this and additional works at: <https://scholarworks.wmich.edu/michigan-covid-data-state-cumulative>



Part of the Public Health Commons

WMU ScholarWorks Citation

Michigan Department of Health & Human Services, "2021-05-27_MichiganOverview_COVIDstats" (2021).
Cumulative Michigan COVID-19 Data. 402.

<https://scholarworks.wmich.edu/michigan-covid-data-state-cumulative/402>

This Website is brought to you for free and open access
by the Michigan COVID-19 State Data at ScholarWorks at
WMU. It has been accepted for inclusion in Cumulative
Michigan COVID-19 Data by an authorized administrator
of ScholarWorks at WMU. For more information, please
contact wmu-scholarworks@wmich.edu.



Coronavirus

MI SAFE START

CONTAIN COVID

RESOURCES

PRESS RELEASES

DONATE

VIDEO UPDATES

CORONAVIRUS / MICHIGAN DATA

Michigan Data

Hospitals

Long Term
Care Facilities

Coronavirus
Symptoms

Cumulative
Recovered

Outbreak
Reporting

School-Related
Outbreak
Reporting

Wastewater
Surveillance

Testing
Turnaround
Time

MIS-C Data
and Reporting

Data and
Modeling
Updates

Note on deaths (05/27/21): Regular reviews of death certificate data maintained in Vital Records reporting systems are conducted by MDHHS staff three times per week. As a part of this process, records that identify COVID-19 infection as a contributing factor to death are compared against all laboratory confirmed cases of COVID-19 in the Michigan Disease Surveillance System (MDSS). If a death certificate is matched to a confirmed COVID-19 case and that record in the MDSS does not indicate the individual died, the MDSS record is updated to indicate the death and the appropriate local health department is notified. These matched deaths are then included with mortality information posted to the Michigan Coronavirus website. As a result of the most recent assessment, today's data includes **48** additional deaths identified by this methodology.

The State of Michigan is working around the clock to test and treat COVID-19 patients. Below is the most recent data healthcare experts across the state have compiled. It is updated Monday - Saturday.

CURRENT STATUS

DAILY CASES

CUMULATIVE TRENDS

DEMOGRAPHICS

TOTAL TESTING

DIAGNOSTIC TESTING

LEARN MORE

View Cases

View Deaths

View Table

Select Preparedness Region:

All

Select County:

All

This report is provisional and subject to change. City of Detroit and Wayne County are reported separately. MDHHS began tracking probable cases April 5, 2020. FCI indicates federal correctional institute. MDOC indicates Michigan Department of Corrections. Diagnostic tests, including nucleic acid amplification/real-time polymerase chain reaction (NAAT/RT-PCR) and rapid virus antigen detection tests, look for current infection. Serology (antibody) tests are used to look for the possibility of previous infection.

Source: Michigan Disease Surveillance System (MDSS) and Vital Records.

COVID-19 Cases by County

Confirmed cases include individuals with a positive NAAT/RT-PCR test for COVID-19. Probable cases include individuals with either a positive rapid antigen detection test OR COVID-19 symptoms and an epidemiologic link to a confirmed COVID-19 case, but no diagnostic test.

Cases by County

19-798

799-3181

3182-11203

11204-117618

117619+

Michigan

Thursday, May 27, 2021

Michigan (Statewide) Case Fatality Rate

2.2%

Current Totals

Case Status	Cases	Deaths
Confirmed	886,660	19,090
Probable	103,978	1,211
Total	990,638	20,301

Laboratory Testing

Test Type	Tests Performed
Diagnostic	13,682,340
Serology	614,914
Total	14,297,254

Microsoft Power BI

< 1 of 7 >

Cases by Hispanic/Latino Ethnicity

https://www.michigan.gov/coronavirus/0,9753,7-406-98163_98173---,00.html

1/2

PUBLIC USE DATASETS 05/27/2021

(Downloadable .xlsx files)

Cases and Deaths by County

Cases and Deaths by County by Date of Onset of Symptoms and Date of Death

Cases by Demographics Statewide

COVID-19 Tests by County

Diagnostic Tests by Result and County

Hispanic/Latino Ethnicity	Percentage of Overall Cases by Ethnicity	Percentage of Deceased Cases by Ethnicity
Hispanic/Latino	5.32%	3.13%
Non-Hispanic Latino	69.79%	84.00%
Unknown	24.90%	12.87%

Totals may not add to 100% due to rounding

Cases by Arab Ethnicity

Arab Ethnicity	Percentage of Overall Cases by Ethnicity	Percentage of Deceased Cases by Ethnicity
Arab	2.79%	1.72%
Non-Arab	49.96%	53.64%
Unknown	47.25%	44.64%

Totals may not add to 100% due to rounding



MICHIGAN.GOV HOME
ADA
MICHIGAN NEWS
POLICIES

COPYRIGHT 2021 STATE OF MICHIGAN

Cumulative Total of Recovered COVID-19 Cases

Cumulative Total of Recovered COVID-19 Cases (as of 05/21/2021): 791,206

During this response, MDHHS is reviewing vital records statistics to identify any laboratory confirmed COVID-19 cases who are 30 days out from their onset of illness to represent recovery status. As the pandemic continues to impact Michigan, this pool will expand to include more cases. Recovered is defined as the number of persons with a confirmed COVID-19 diagnosis who are alive 30 days post-onset (or referral date if onset is not available). The number of persons recovered on May 21, 2021 represents COVID-19 confirmed individuals with an onset date on or prior to April 21, 2021. If an individual dies from a COVID-related cause >30 days from onset/referral, they are removed from the number of persons recovered. These numbers will be updated every Saturday.

Source: Michigan Disease Surveillance System and Vital Records



Have questions?
Chat with Robin

[View Cases](#)[View Deaths](#)[View Table](#)

Select Preparedness Region:

All



Select County:

All



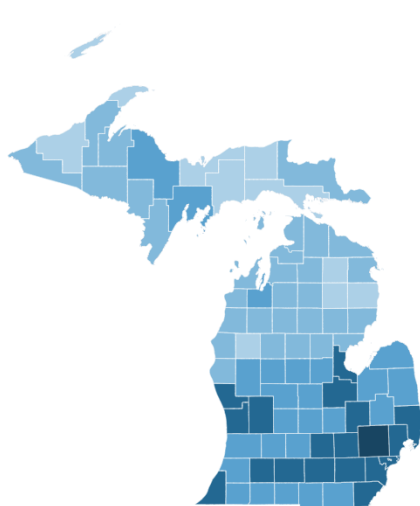
This report is provisional and subject to change. City of Detroit and Wayne County are reported separately. MDHHS began tracking probable cases April 5, 2020. FCI indicates federal correctional institute. MDOC indicates Michigan Department of Corrections. Diagnostic tests, including nucleic acid amplification/real-time polymerase chain reaction (NAAT/RT-PCR) and rapid virus antigen detection tests, look for current infection. Serology (antibody) tests are used to look for the possibility of previous infection.

Source: Michigan Disease Surveillance System (MDSS) and Vital Records.

COVID-19 Cases by County

Confirmed cases include individuals with a positive NAAT/RT-PCR test for COVID-19. Probable cases include individuals with either a positive rapid antigen detection test OR COVID-19 symptoms and an epidemiologic link to a confirmed COVID-19 case, but no diagnostic test.

Cases by County



Michigan

Thursday, May 27, 2021

Michigan (Statewide) Case Fatality Rate

2.2%

Current Totals

Case Status	Cases	Deaths
Confirmed	886,660	19,090
Probable	103,978	1,211
Total	990,638	20,301

Laboratory Testing

Test Type	Tests Performed
Diagnostic	13,682,340
Serology	614,914
Total	14,297,254

[View Cases](#)[View Deaths](#)[View Table](#)

Select Preparedness Region:

All



Select County:

All



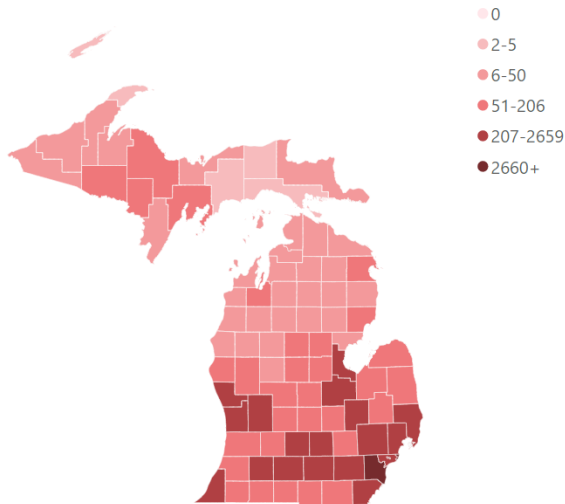
This report is provisional and subject to change. City of Detroit and Wayne County are reported separately. MDHHS began tracking probable cases April 5, 2020. FCI indicates federal correctional institute. MDOC indicates Michigan Department of Corrections. Diagnostic tests, including nucleic acid amplification/real-time polymerase chain reaction (NAAT/RT-PCR) and rapid virus antigen detection tests, look for current infection. Serology (antibody) tests are used to look for the possibility of previous infection.

Source: Michigan Disease Surveillance System (MDSS) and Vital Records.

COVID-19 Deaths by County

Confirmed deaths include individuals who had a confirmed COVID-19 infection AND are either classified as deceased during the case investigation, have COVID-19 indicated as a cause of death on their death certificate, or who die within 30 days of infection and their manner of death is listed as natural. Probable deaths include individuals who have COVID-19 indicated on their death certificate where there is no available evidence of a confirmatory test result (positive or negative).

Deaths by County



Michigan

Thursday, May 27, 2021

Michigan (Statewide) Case Fatality Rate

2.2%

Current Totals

Case Status	Cases	Deaths
Confirmed	886,660	19,090
Probable	103,978	1,211
Total	990,638	20,301

Laboratory Testing

Test Type	Tests Performed
Diagnostic	13,682,340
Serology	614,914
Total	14,297,254

Cases

Deaths

View Table

Select Preparedness Region:

All



Select County:

All



Cases are shown by onset date or by lab specimen collection date if onset date was unavailable. Deaths are shown by date of death or date of last status update if date of death was unavailable. Tracking of probable cases and deaths did not begin until April 5, 2020, therefore only probable cases referred for investigation on or after April 5, 2020 are displayed (onset may have been prior).

Notes: FCI indicates federal correctional institute. MDOC indicates Michigan Department of Corrections.

Daily Cases by Status

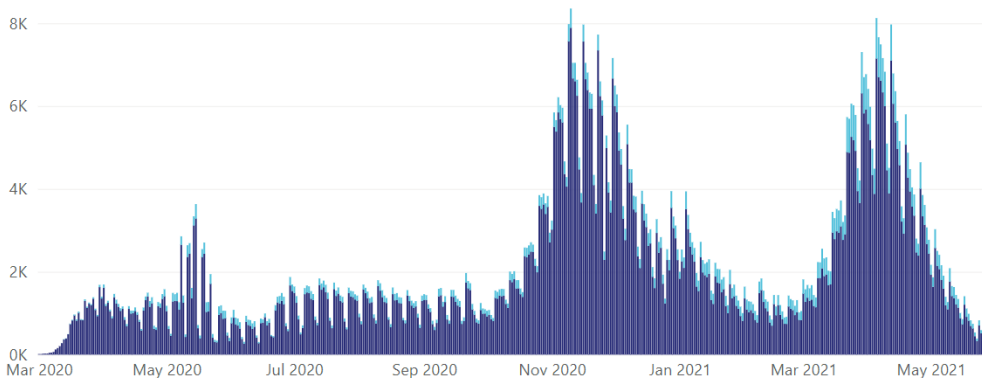
The number of daily confirmed cases represent the total number of people who had a positive NAAT/RT-PCR test for COVID-19. Cases are shown by the date of onset of symptoms.

Filter by Date:

3/1/2020

5/27/2021

Cases by Date of Onset

Case Status ● Confirmed ● Probable

Cases

Deaths

View Table

Select Preparedness Region:

All



Select County:

All



Cases are shown by onset date or by lab specimen collection date if onset date was unavailable. Deaths are shown by date of death or date of last status update if date of death was unavailable. Tracking of probable cases and deaths did not begin until April 5, 2020, therefore only probable cases referred for investigation on or after April 5, 2020 are displayed (onset may have been prior).

Notes: FCI indicates federal correctional institute. MDOC indicates Michigan Department of Corrections.

Daily Deaths by Status

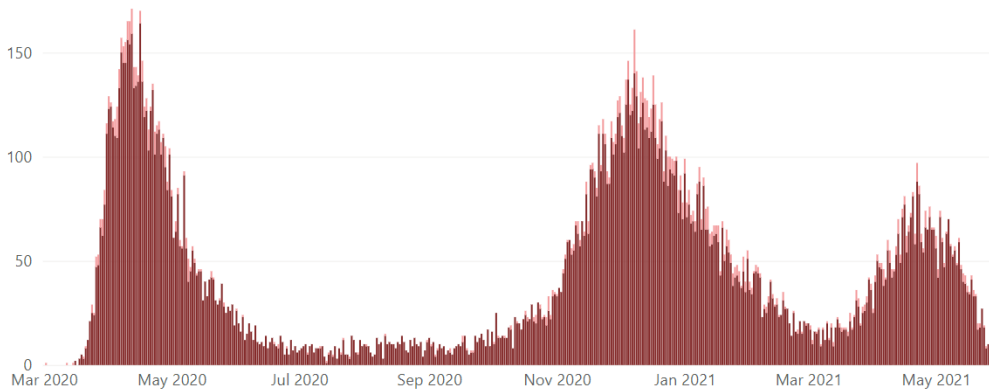
Confirmed deaths include individuals who had a confirmed COVID-19 infection and are classified as deceased by the case investigation, have COVID-19 indicated as a cause of death on their death certificate, or who die within 30 days of infection and their manner of death is listed as natural. Data are shown by the date of death.

Filter by Date:

3/1/2020

5/27/2021

Deaths by Date of Death

Case Status ● Confirmed ● Probable

View Table

View Chart

Select Preparedness Region:

All

Select County:

All

Cases are shown by onset date or by lab specimen collection date if onset date was unavailable. Deaths are shown by date of death or date of last status update if date of death was unavailable. Tracking of probable cases and deaths did not begin until April 5, 2020, therefore these data are not displayed by date.

Notes: FCI indicates federal correctional institute. MDOC indicates Michigan Department of Corrections.

Cumulative Confirmed Cases and Deaths among Confirmed Cases

Cumulative cases represent the total number of people who had a positive NAAT/RT-PCR test for COVID-19. Cases are shown by the date of onset of symptoms. Cumulative Deaths represent the total number of people who had a confirmed COVID-19 infection AND are either classified as deceased during the case investigation, have COVID-19 indicated as a cause of death on their death certificate, or who die within 30 days of onset and their manner of death is listed as natural. Deaths are shown by date of death.

Filter By Date:

3/1/2020

5/27/2021

Cumulative Confirmed Cases and Deaths among Confirmed Cases by Date

● Confirmed Cases ● Deaths

0.8M

0.6M

0.4M

0.2M

0.0M

Mar 2020

May 2020

Jul 2020

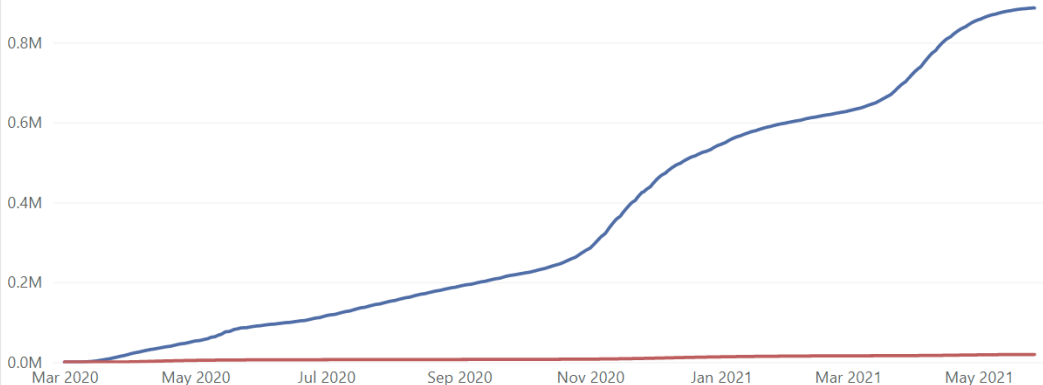
Sep 2020

Nov 2020

Jan 2021

Mar 2021

May 2021



Cases by Demographic Characteristics

Data are suppressed when the number of cases is five or below to protect the confidentiality of individuals. The sum of the cases for individual categories may be fewer than the total number of cases due to data suppression. Rates are not calculated for multiple races, other, and unknown race categories due to the unavailability of an appropriate denominator.

Cases

Deaths

Select case status:

- ☒ Confirmed
☐ Probable

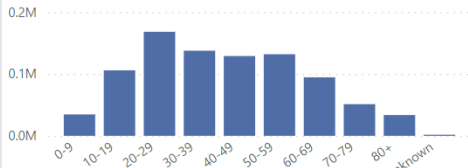
Select Preparedness Region:

All

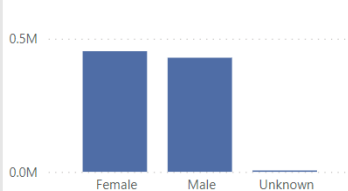
Select county:

All

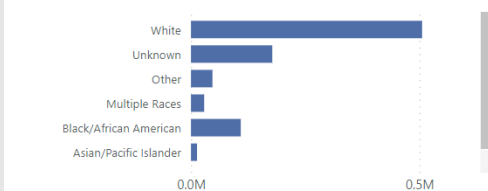
Cases by Age Group



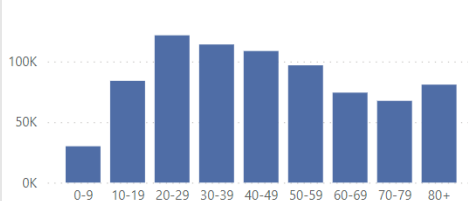
Cases by Sex



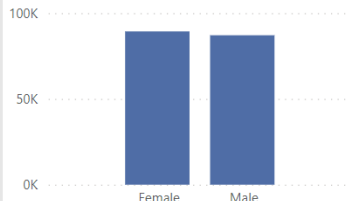
Cases by Race



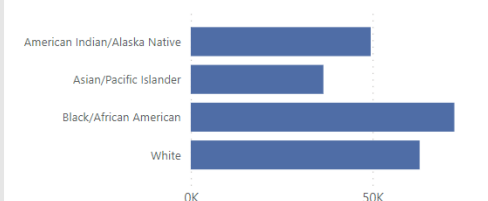
Cases per Million by Age Group



Cases per Million by Sex



Cases per Million by Race



Cases by Demographic Characteristics

Data are suppressed when the number of cases is five or below to protect the confidentiality of individuals. The sum of the cases for individual categories may be fewer than the total number of cases due to data suppression. Rates are not calculated for multiple races, other, and unknown race categories due to the unavailability of an appropriate denominator.

Cases

Deaths

Select case status:

- ☐ Confirmed
☒ Probable

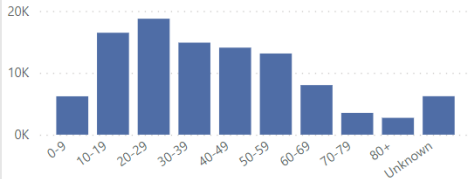
Select Preparedness Region:

All

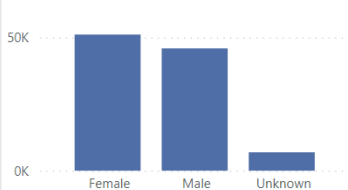
Select county:

All

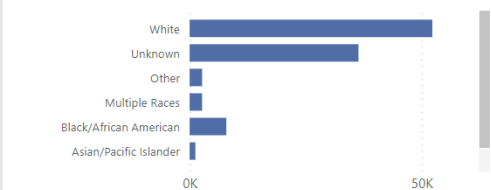
Cases by Age Group



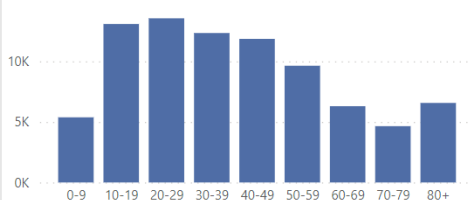
Cases by Sex



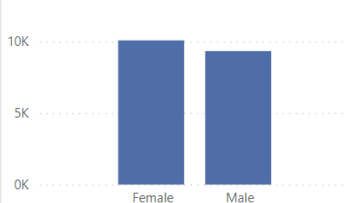
Cases by Race



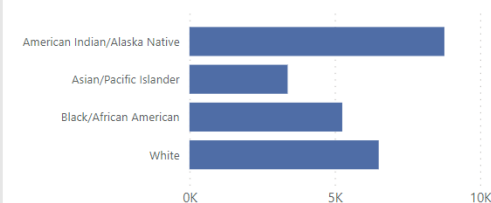
Cases per Million by Age Group



Cases per Million by Sex



Cases per Million by Race



Deaths by Demographic Characteristics

Data are suppressed when the number of deaths is five or below to protect the confidentiality of individuals. The sum of the deaths for individual categories may be fewer than the total number of deaths due to data suppression. Rates are not calculated for multiple races, other, and unknown race categories due to the unavailability of an appropriate denominator.

Cases

Deaths

Select case status:

- ☒ Confirmed
☐ Probable

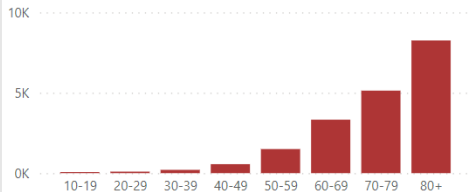
Select Preparedness Region:

All

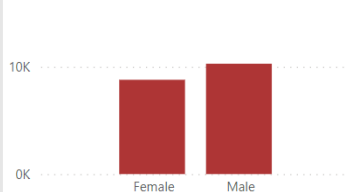
Select county:

All

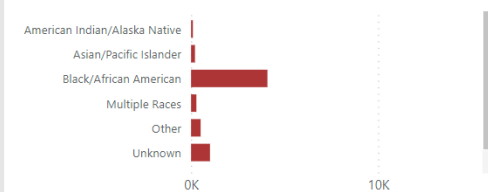
Deaths by Age Group



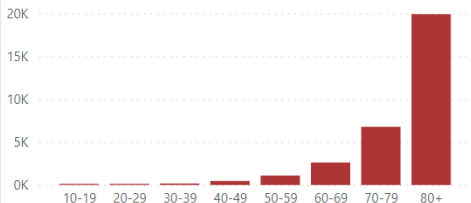
Deaths by Sex



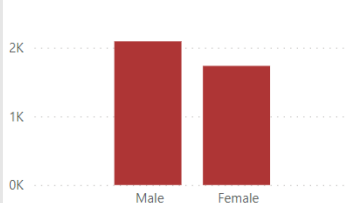
Deaths by Race



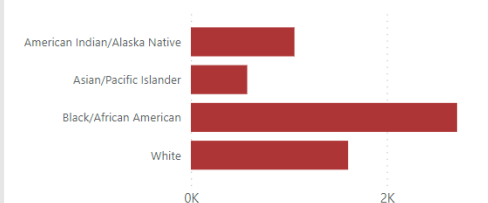
Deaths per Million by Age Group



Deaths per Million by Sex



Deaths per Million by Race



Deaths by Demographic Characteristics

Data are suppressed when the number of deaths is five or below to protect the confidentiality of individuals. The sum of the deaths for individual categories may be fewer than the total number of deaths due to data suppression. Rates are not calculated for multiple races, other, and unknown race categories due to the unavailability of an appropriate denominator.

Cases

Deaths

Select case status:

- ☐ Confirmed
☒ Probable

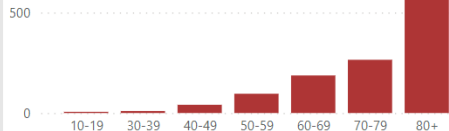
Select Preparedness Region:

All

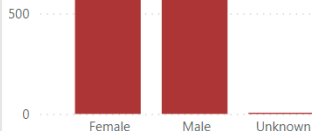
Select county:

All

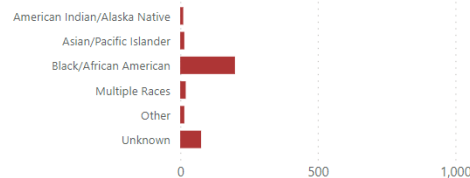
Deaths by Age Group



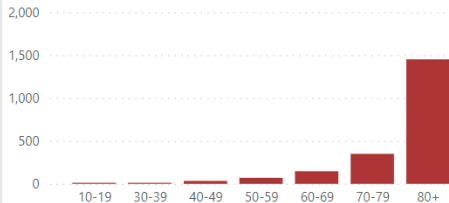
Deaths by Sex



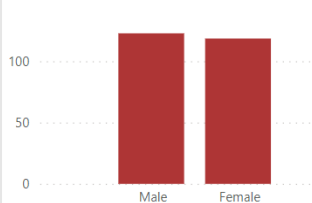
Deaths by Race



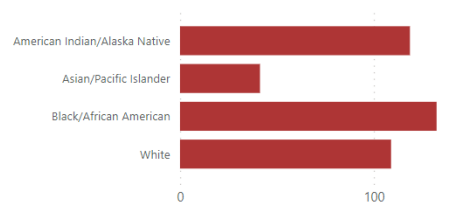
Deaths per Million by Age Group



Deaths per Million by Sex



Deaths per Million by Race



[View Table](#)[View Charts](#)

Select Preparedness Region:

All

Select County:

All

Diagnostic tests are used to find current infection and look for genes or proteins from the severe acute respiratory syndrome coronavirus 2 (SARS-CoV-2), the virus that causes COVID-19. These tests, which are performed as nasal swabs, include: Nucleic acid amplification test/real-time polymerase chain reaction (NAAT/RT-PCR) test and rapid virus antigen detection tests.

Serology tests are used to look for the possibility of previous infection. Serology tests look for antibodies to SARS-CoV-2 in the blood. There are currently two types of serology tests: the enzyme-linked immunosorbent assay (ELISA) test and the rapid antibody detection test. Serology tests do not diagnose disease and do not guarantee immunity, but might provide information about previous infection.

Total Covid-19 Laboratory Tests

Total testing includes both diagnostic tests which are used to determine if an individual currently has COVID-19 and serology testing which is used to determine if a person has antibodies to Covid-19.

Filter by Date:

3/10/2020

5/26/2021

Total Laboratory Tests by Type and Date

Test Type ● Diagnostic ● Serology

100K

50K

0K

May 2020

Jul 2020

Sep 2020

Nov 2020

Jan 2021

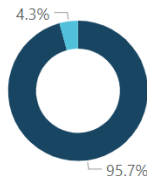
Mar 2021

May 2021

Total Tests Completed to Date

Test Type	Count	Tests per Million Residents
Diagnostic	13,682,340	1,369,449
Serology	614,914	61,546
Total	14,297,254	1,430,995

Percent of Tests Completed by Type



Test Type

● Diagnostic

● Serology

View Table

View Charts

Select Preparedness Region

All



Select County

All



Diagnostic tests are used to find current infection and look for genes or proteins from the severe acute respiratory syndrome coronavirus 2 (SARS-CoV-2), the virus that causes COVID-19. These tests, which are performed as nasal swabs, include: Nucleic acid amplification test/real-time polymerase chain reaction (NAAT/RT-PCR) test and rapid virus antigen detection tests. Diagnostic tests do not include serology tests which look for antibodies to SARS-Cov-2 in the blood.

Diagnostic Covid-19 Laboratory Tests

Diagnostic tests are used to determine if an individual is currently infected with Covid-19.

Filter by Date

3/10/2020

5/26/2021

Total Laboratory Tests by Type and Date

Test Type ● Negative ● Positive

100K

50K

0K

May 2020

Jul 2020

Sep 2020

Nov 2020

Jan 2021

Mar 2021

May 2021

Percent of Diagnostic Tests That Were Positive

60%

40%

20%

0%

May 2020

Jul 2020

Sep 2020

Nov 2020

Jan 2021

Mar 2021

May 2021

Where does the data come from?

The State of Michigan COVID-19 Dashboard displays the most recent provisional data reported to the Michigan Department of Health and Humans Services (MDHHS) about cases in Michigan by selected demographics and county of residence (City of Detroit and Wayne County are reported separately). Data are reported to MDHHS via the [Michigan Disease Surveillance System \(MDSS\)](#). Provisional Death data are provided by the MDHHS Division for [Vital Records & Health Statistics](#).

How does MDHHS classify confirmed and probable cases?

Confirmed cases only include individuals who have had a positive diagnostic laboratory test for COVID-19. Probable cases include individuals who have symptoms consistent with COVID-19 and an epidemiologic link to a confirmed case or a positive serology (antibody) test, but do not have a positive diagnostic laboratory test for COVID-19 and individuals with a positive serology (antibody) test for COVID-19 and an epidemiologic link to a confirmed case.

How does MDHHS classify confirmed and probable deaths?

Confirmed deaths include individuals who meet one or more of the following conditions: 1) Have been identified as a confirmed case and classified as deceased as a result of a case investigation in the Michigan Disease Surveillance System (MDSS). MDSS is the database used by state and local health department to monitor reportable diseases like COVID-19; 2) have been identified as a confirmed case in MDSS had have a death certificate with COVID-19 listed as a cause of death; 3) have been identified as a confirmed case in MDSS and die within 30 days of onset of COVID-19 infection and have a death certificate which classifies their manner death as 'natural'. Probable deaths include individuals who have COVID indicated as a cause of death on their death certificate but have not had a positive diagnostic laboratory test.

Why do the number of probable cases fluctuate?

The number of probable cases can change daily based on the investigation efforts of the health department. When a probable case is first reported, local and/or state health department staff investigate to determine if the person meets the case definition of probable. As additional information is gathered, the case could be re-classified to confirmed, remain as probable, or be determined as not a case.

Why do data in the demographics tab not sum to the total number of cases for a county or region?

Data are not shown whenever the number of cases for a particular demographic category is fewer than six to protect the confidentiality of individuals. Rates are not calculated for other, multiple, and unknown race because an appropriate population denominator is not available for these categories at the county level.

Where can I get more information about COVID-19?

Visit <https://www.michigan.gov/coronavirus> to find information on resources and assistance, answers to frequently asked questions, and the latest updates on Michigan's response to COVID-19. For COVID-19 updates from CDC visit <https://www.cdc.gov/coronavirus/2019-ncov>.

PUBLIC USE DATASETS

Cases and Deaths by County

README

Includes total cases and deaths to date by case status (confirmed or probable) and county. County is based on the county of residence.

Confirmed cases only include individuals who have had a positive diagnostic laboratory test for COVID-19.

Probable cases include individuals who have symptoms consistent with COVID-19 and an epidemiologic link to a confirmed case or a positive serology (antibody) test, but do not have a positive diagnostic laboratory test for COVID-19 and individuals with a positive serology (antibody) test for COVID-19 and an epidemiologic link to a confirmed case.

Confirmed deaths include individuals who meet one or more of the following conditions: 1) Have been identified as a confirmed case and classified as deceased as a result of a case investigation in the Michigan Disease Surveillance System (MDSS). MDSS is the database used by state and local health department to monitor reportable diseases like COVID-19; 2) have been identified as a confirmed case in MDSS had have a death certificate with COVID-19 listed as a cause of death; 3) have been identified as a confirmed case in MDSS and die within 30 days of onset of COVID-19 infection and have a death certificate which classifies their manner death as 'natural'.

Probable deaths include individuals who have COVID indicated as a cause of death on their death certificate but have not had a positive diagnostic laboratory test.

The number of probable cases can change daily based on information obtained through the health department investigation. Probable cases can be re-classified as a confirmed case or determined to not be a case.

CASES AND DEATHS BY COUNTY 2021-05-27

Updated	COUNTY	ConfirmedCases	ConfirmedDeaths	ProbableCases	ProbableDeaths
2021/05/27 14:06:07	Alcona	605	27	132	5
2021/05/27 14:06:07	Alger	321	2	194	4
2021/05/27 14:06:07	Allegan	9917	123	1143	23
2021/05/27 14:06:07	Alpena	1810	59	442	1
2021/05/27 14:06:07	Antrim	1293	22	330	6
2021/05/27 14:06:07	Arenac	1083	29	117	0
2021/05/27 14:06:07	Baraga	678	37	122	0
2021/05/27 14:06:07	Barry	5320	63	584	4
2021/05/27 14:06:07	Bay	10532	332	673	14
2021/05/27 14:06:07	Benzie	1054	34	217	1
2021/05/27 14:06:07	Berrien	13809	265	1555	19
2021/05/27 14:06:07	Branch	4358	92	439	4
2021/05/27 14:06:07	Calhoun	12244	280	2125	18
2021/05/27 14:06:07	Cass	4756	71	680	5
2021/05/27 14:06:07	Charlevoix	1287	21	371	0
2021/05/27 14:06:07	Cheboygan	1590	44	330	1
2021/05/27 14:06:07	Chippewa	1077	28	1393	5
2021/05/27 14:06:07	Clare	2035	80	419	1
2021/05/27 14:06:07	Clinton	5984	83	1583	6
2021/05/27 14:06:07	Crawford	916	14	71	0
2021/05/27 14:06:07	Delta	3334	75	687	19
2021/05/27 14:06:07	Dickinson	2396	59	335	15
2021/05/27 14:06:07	Eaton	8820	199	1262	9
2021/05/27 14:06:07	Emmet	1902	41	461	1
2021/05/27 14:06:07	Genesee	33384	880	8155	64
2021/05/27 14:06:07	Gladwin	1908	55	386	4
2021/05/27 14:06:07	Gogebic	1038	22	362	28
2021/05/27 14:06:07	Grand Traverse	5616	83	815	13
2021/05/27 14:06:07	Gratiot	3209	115	842	4
2021/05/27 14:06:07	Hillsdale	3985	89	394	3
2021/05/27 14:06:07	Houghton	2519	34	606	8
2021/05/27 14:06:07	Huron	3045	73	1028	6
2021/05/27 14:06:07	Ingham	22547	371	2150	8
2021/05/27 14:06:07	Ionia	6140	77	91	3
2021/05/27 14:06:07	Iosco	1792	69	197	5
2021/05/27 14:06:07	Iron	982	42	69	9
2021/05/27 14:06:07	Isabella	5367	91	930	5
2021/05/27 14:06:07	Jackson	14639	270	1086	7
2021/05/27 14:06:07	Kalamazoo	20082	354	2867	40
2021/05/27 14:06:07	Kalkaska	1039	23	76	0
2021/05/27 14:06:07	Kent	67908	775	4702	63
2021/05/27 14:06:07	Keweenaw	143	1	32	1
2021/05/27 14:06:07	Lake	581	14	46	1
2021/05/27 14:06:07	Lapeer	7800	195	1372	2
2021/05/27 14:06:07	Leelanau	1019	18	217	0
2021/05/27 14:06:07	Lenawee	8612	157	697	5
2021/05/27 14:06:07	Livingston	14651	173	1951	13

2021/05/27 14:06:07	Luce	218	3	251	1
2021/05/27 14:06:07	Mackinac	452	3	252	0
2021/05/27 14:06:08	Macomb	91386	2290	8095	124
2021/05/27 14:06:08	Manistee	1108	19	86	3
2021/05/27 14:06:08	Marquette	4243	60	818	1
2021/05/27 14:06:08	Mason	1993	36	129	0
2021/05/27 14:06:08	Mecosta	3003	31	179	1
2021/05/27 14:06:08	Menominee	1788	41	325	2
2021/05/27 14:06:08	Midland	6791	87	711	3
2021/05/27 14:06:08	Missaukee	1253	17	244	8
2021/05/27 14:06:08	Monroe	12751	237	2553	22
2021/05/27 14:06:08	Montcalm	5404	109	580	2
2021/05/27 14:06:08	Montmorency	516	19	93	1
2021/05/27 14:06:08	Muskegon	15505	347	548	8
2021/05/27 14:06:08	Newaygo	4490	64	337	2
2021/05/27 14:06:08	Oakland	101384	2218	16236	131
2021/05/27 14:06:08	Oceana	2606	58	141	2
2021/05/27 14:06:08	Ogemaw	1455	42	272	1
2021/05/27 14:06:08	Ontonagon	415	20	59	1
2021/05/27 14:06:08	Osceola	1679	29	261	0
2021/05/27 14:06:08	Oscoda	568	27	103	2
2021/05/27 14:06:08	Otsego	1914	35	412	5
2021/05/27 14:06:08	Ottawa	30195	375	2425	46
2021/05/27 14:06:08	Presque Isle	890	33	159	1
2021/05/27 14:06:08	Roscommon	1610	48	271	2
2021/05/27 14:06:08	Saginaw	19816	579	1357	19
2021/05/27 14:06:08	Sanilac	3721	111	523	8
2021/05/27 14:06:08	Schoolcraft	349	4	83	1
2021/05/27 14:06:08	Shiawassee	5693	101	691	2
2021/05/27 14:06:08	St Clair	15280	412	3044	21
2021/05/27 14:06:08	St Joseph	5442	92	740	6
2021/05/27 14:06:08	Tuscola	4863	163	779	12
2021/05/27 14:06:08	Van Buren	6609	115	463	13
2021/05/27 14:06:08	Washtenaw	23971	285	2385	7
2021/05/27 14:06:08	Wayne	100854	2507	8335	153
2021/05/27 14:06:08	Wexford	2537	43	346	4
2021/05/27 14:06:07	MDOC	26029	147	846	3
2021/05/27 14:06:07	FCI	311	5	5	0
2021/05/27 14:06:08	Out-of-State	1651	13	128	2
2021/05/27 14:06:08	Unknown	2	0	18	0
2021/05/27 14:06:07	Detroit City	50788	2204	3959	138

PUBLIC USE DATASETS

Cases by Demographics Statewide

README

Includes the total number of confirmed and probable cases and confirmed and probable deaths to date by demographic characteristics

Confirmed cases only include individuals who have had a positive diagnostic laboratory test for COVID-19.

Probable cases include individuals who have symptoms consistent with COVID-19 and an epidemiologic link to a confirmed case or a positive serology (antibody) test, but do not have a positive diagnostic laboratory test for COVID-19 and individuals with a positive serology (antibody) test for COVID-19 and an epidemiologic link to a confirmed case.

Confirmed deaths include individuals who meet one or more of the following conditions: 1) Have been identified as a confirmed case and classified as deceased as a result of a case investigation in the Michigan Disease Surveillance System (MDSS). MDSS is the database used by state and local health department to monitor reportable diseases like COVID-19; 2) have been identified as a confirmed case in MDSS had have a death certificate with COVID-19 listed as a cause of death; 3) have been identified as a confirmed case in MDSS and die within 30 days of onset of COVID-19 infection and have a death certificate which classifies their manner death as 'natural'.

Probable deaths include individuals who have COVID indicated as a cause of death on their death certificate but have not had a positive diagnostic laboratory test.

The number of probable cases can change daily based on information obtained through the health department investigation. Probable cases can be re-classified as a confirmed case or determined to not be a case.

Data is suppressed when the number of cases or deaths in a single category is between one and five to protect the confidentiality of individuals.

CASES BY DEMOGRAPHICS STATEWIDE 2021-05-27

CASE_STATUS	AgeCat	RaceCat	SEX	Cases	Deaths
Confirmed	0-9	American Indian/Alaska Native	Female	139	0
Confirmed	10-19	American Indian/Alaska Native	Female	335	0
Confirmed	20-29	American Indian/Alaska Native	Female	500	0
Confirmed	30-39	American Indian/Alaska Native	Female	381	Suppressed
Confirmed	40-49	American Indian/Alaska Native	Female	352	Suppressed
Confirmed	50-59	American Indian/Alaska Native	Female	335	Suppressed
Confirmed	60-69	American Indian/Alaska Native	Female	215	10
Confirmed	70-79	American Indian/Alaska Native	Female	103	10
Confirmed	80+	American Indian/Alaska Native	Female	43	10
Confirmed	Unknown	American Indian/Alaska Native	Female	Suppressed	0
Confirmed	0-9	Asian/Pacific Islander	Female	262	0
Confirmed	10-19	Asian/Pacific Islander	Female	811	0
Confirmed	20-29	Asian/Pacific Islander	Female	1450	0
Confirmed	30-39	Asian/Pacific Islander	Female	1263	Suppressed
Confirmed	40-49	Asian/Pacific Islander	Female	1092	Suppressed
Confirmed	50-59	Asian/Pacific Islander	Female	884	7
Confirmed	60-69	Asian/Pacific Islander	Female	469	10
Confirmed	70-79	Asian/Pacific Islander	Female	238	27
Confirmed	80+	Asian/Pacific Islander	Female	144	36
Confirmed	Unknown	Asian/Pacific Islander	Female	0	0
Confirmed	0-9	Black/African American	Female	2498	Suppressed
Confirmed	10-19	Black/African American	Female	5493	Suppressed
Confirmed	20-29	Black/African American	Female	11464	18
Confirmed	30-39	Black/African American	Female	10140	29
Confirmed	40-49	Black/African American	Female	8227	82
Confirmed	50-59	Black/African American	Female	6990	198
Confirmed	60-69	Black/African American	Female	5500	409
Confirmed	70-79	Black/African American	Female	3061	520
Confirmed	80+	Black/African American	Female	1970	657
Confirmed	Unknown	Black/African American	Female	19	0
Confirmed	0-9	Multiple Races	Female	764	0
Confirmed	10-19	Multiple Races	Female	2260	Suppressed
Confirmed	20-29	Multiple Races	Female	2946	0
Confirmed	30-39	Multiple Races	Female	2145	0
Confirmed	40-49	Multiple Races	Female	2151	Suppressed
Confirmed	50-59	Multiple Races	Female	2185	10
Confirmed	60-69	Multiple Races	Female	1568	17
Confirmed	70-79	Multiple Races	Female	849	33
Confirmed	80+	Multiple Races	Female	538	65
Confirmed	Unknown	Multiple Races	Female	12	0
Confirmed	0-9	Other	Female	1295	Suppressed
Confirmed	10-19	Other	Female	3201	Suppressed
Confirmed	20-29	Other	Female	5020	0
Confirmed	30-39	Other	Female	3917	Suppressed
Confirmed	40-49	Other	Female	3606	8
Confirmed	50-59	Other	Female	2807	22
Confirmed	60-69	Other	Female	1710	49

Confirmed	70-79	Other	Female	823	46
Confirmed	80+	Other	Female	560	87
Confirmed	Unknown	Other	Female	10	0
Confirmed	0-9	Unknown	Female	2685	0
Confirmed	10-19	Unknown	Female	9728	0
Confirmed	20-29	Unknown	Female	17708	Suppressed
Confirmed	30-39	Unknown	Female	14390	Suppressed
Confirmed	40-49	Unknown	Female	14354	18
Confirmed	50-59	Unknown	Female	14702	27
Confirmed	60-69	Unknown	Female	8545	74
Confirmed	70-79	Unknown	Female	3767	107
Confirmed	80+	Unknown	Female	2623	264
Confirmed	Unknown	Unknown	Female	120	0
Confirmed	0-9	White	Female	8963	0
Confirmed	10-19	White	Female	32238	Suppressed
Confirmed	20-29	White	Female	48043	20
Confirmed	30-39	White	Female	37819	35
Confirmed	40-49	White	Female	36039	93
Confirmed	50-59	White	Female	37863	302
Confirmed	60-69	White	Female	28877	725
Confirmed	70-79	White	Female	17316	1367
Confirmed	80+	White	Female	14425	3365
Confirmed	Unknown	White	Female	112	0
Confirmed	0-9	American Indian/Alaska Native	Male	136	0
Confirmed	10-19	American Indian/Alaska Native	Male	343	0
Confirmed	20-29	American Indian/Alaska Native	Male	405	0
Confirmed	30-39	American Indian/Alaska Native	Male	347	Suppressed
Confirmed	40-49	American Indian/Alaska Native	Male	330	Suppressed
Confirmed	50-59	American Indian/Alaska Native	Male	266	Suppressed
Confirmed	60-69	American Indian/Alaska Native	Male	214	30
Confirmed	70-79	American Indian/Alaska Native	Male	93	15
Confirmed	80+	American Indian/Alaska Native	Male	36	9
Confirmed	Unknown	American Indian/Alaska Native	Male	0	0
Confirmed	0-9	Asian/Pacific Islander	Male	328	0
Confirmed	10-19	Asian/Pacific Islander	Male	820	0
Confirmed	20-29	Asian/Pacific Islander	Male	1659	Suppressed
Confirmed	30-39	Asian/Pacific Islander	Male	1237	Suppressed
Confirmed	40-49	Asian/Pacific Islander	Male	940	Suppressed
Confirmed	50-59	Asian/Pacific Islander	Male	835	6
Confirmed	60-69	Asian/Pacific Islander	Male	487	31
Confirmed	70-79	Asian/Pacific Islander	Male	211	44
Confirmed	80+	Asian/Pacific Islander	Male	104	34
Confirmed	Unknown	Asian/Pacific Islander	Male	Suppressed	0
Confirmed	0-9	Black/African American	Male	2544	0
Confirmed	10-19	Black/African American	Male	4892	Suppressed
Confirmed	20-29	Black/African American	Male	10356	20
Confirmed	30-39	Black/African American	Male	9877	50
Confirmed	40-49	Black/African American	Male	8445	126
Confirmed	50-59	Black/African American	Male	7649	312
Confirmed	60-69	Black/African American	Male	5466	551

Confirmed	70-79	Black/African American	Male	2736	653
Confirmed	80+	Black/African American	Male	1126	452
Confirmed	Unknown	Black/African American	Male	8	0
Confirmed	0-9	Multiple Races	Male	811	Suppressed
Confirmed	10-19	Multiple Races	Male	2210	0
Confirmed	20-29	Multiple Races	Male	2514	0
Confirmed	30-39	Multiple Races	Male	1768	Suppressed
Confirmed	40-49	Multiple Races	Male	1716	6
Confirmed	50-59	Multiple Races	Male	1728	11
Confirmed	60-69	Multiple Races	Male	1478	40
Confirmed	70-79	Multiple Races	Male	785	42
Confirmed	80+	Multiple Races	Male	329	52
Confirmed	Unknown	Multiple Races	Male	8	0
Confirmed	0-9	Other	Male	1352	0
Confirmed	10-19	Other	Male	3235	0
Confirmed	20-29	Other	Male	5177	Suppressed
Confirmed	30-39	Other	Male	4077	Suppressed
Confirmed	40-49	Other	Male	3849	24
Confirmed	50-59	Other	Male	3197	36
Confirmed	60-69	Other	Male	1826	82
Confirmed	70-79	Other	Male	778	77
Confirmed	80+	Other	Male	333	69
Confirmed	Unknown	Other	Male	8	0
Confirmed	0-9	Unknown	Male	2832	0
Confirmed	10-19	Unknown	Male	9212	0
Confirmed	20-29	Unknown	Male	18166	Suppressed
Confirmed	30-39	Unknown	Male	14952	13
Confirmed	40-49	Unknown	Male	13758	29
Confirmed	50-59	Unknown	Male	14553	53
Confirmed	60-69	Unknown	Male	8342	97
Confirmed	70-79	Unknown	Male	3153	149
Confirmed	80+	Unknown	Male	1455	170
Confirmed	Unknown	Unknown	Male	138	0
Confirmed	0-9	White	Male	9779	0
Confirmed	10-19	White	Male	30445	Suppressed
Confirmed	20-29	White	Male	41683	28
Confirmed	30-39	White	Male	34388	56
Confirmed	40-49	White	Male	33238	159
Confirmed	50-59	White	Male	37103	506
Confirmed	60-69	White	Male	29385	1202
Confirmed	70-79	White	Male	17033	2044
Confirmed	80+	White	Male	9782	2986
Confirmed	Unknown	White	Male	87	0
Confirmed	0-9	American Indian/Alaska Native	Unknown	Suppressed	0
Confirmed	10-19	American Indian/Alaska Native	Unknown	Suppressed	0
Confirmed	20-29	American Indian/Alaska Native	Unknown	Suppressed	0
Confirmed	30-39	American Indian/Alaska Native	Unknown	Suppressed	0
Confirmed	40-49	American Indian/Alaska Native	Unknown	0	0
Confirmed	50-59	American Indian/Alaska Native	Unknown	Suppressed	0
Confirmed	60-69	American Indian/Alaska Native	Unknown	Suppressed	0

Confirmed	70-79	American Indian/Alaska Native	Unknown	Suppressed	0
Confirmed	80+	American Indian/Alaska Native	Unknown	0	0
Confirmed	Unknown	American Indian/Alaska Native	Unknown	0	0
Confirmed	0-9	Asian/Pacific Islander	Unknown	0	0
Confirmed	10-19	Asian/Pacific Islander	Unknown	7	0
Confirmed	20-29	Asian/Pacific Islander	Unknown	8	0
Confirmed	30-39	Asian/Pacific Islander	Unknown	Suppressed	0
Confirmed	40-49	Asian/Pacific Islander	Unknown	Suppressed	0
Confirmed	50-59	Asian/Pacific Islander	Unknown	Suppressed	0
Confirmed	60-69	Asian/Pacific Islander	Unknown	Suppressed	0
Confirmed	70-79	Asian/Pacific Islander	Unknown	0	0
Confirmed	80+	Asian/Pacific Islander	Unknown	0	0
Confirmed	Unknown	Asian/Pacific Islander	Unknown	0	0
Confirmed	0-9	Black/African American	Unknown	Suppressed	0
Confirmed	10-19	Black/African American	Unknown	22	0
Confirmed	20-29	Black/African American	Unknown	121	0
Confirmed	30-39	Black/African American	Unknown	110	0
Confirmed	40-49	Black/African American	Unknown	118	0
Confirmed	50-59	Black/African American	Unknown	92	0
Confirmed	60-69	Black/African American	Unknown	40	0
Confirmed	70-79	Black/African American	Unknown	11	0
Confirmed	80+	Black/African American	Unknown	Suppressed	0
Confirmed	Unknown	Black/African American	Unknown	Suppressed	0
Confirmed	0-9	Multiple Races	Unknown	7	0
Confirmed	10-19	Multiple Races	Unknown	15	0
Confirmed	20-29	Multiple Races	Unknown	23	0
Confirmed	30-39	Multiple Races	Unknown	15	0
Confirmed	40-49	Multiple Races	Unknown	18	0
Confirmed	50-59	Multiple Races	Unknown	12	0
Confirmed	60-69	Multiple Races	Unknown	15	0
Confirmed	70-79	Multiple Races	Unknown	6	0
Confirmed	80+	Multiple Races	Unknown	Suppressed	0
Confirmed	Unknown	Multiple Races	Unknown	Suppressed	0
Confirmed	0-9	Other	Unknown	19	0
Confirmed	10-19	Other	Unknown	21	0
Confirmed	20-29	Other	Unknown	49	0
Confirmed	30-39	Other	Unknown	41	0
Confirmed	40-49	Other	Unknown	64	0
Confirmed	50-59	Other	Unknown	35	0
Confirmed	60-69	Other	Unknown	18	0
Confirmed	70-79	Other	Unknown	Suppressed	0
Confirmed	80+	Other	Unknown	10	0
Confirmed	Unknown	Other	Unknown	Suppressed	0
Confirmed	0-9	Unknown	Unknown	123	0
Confirmed	10-19	Unknown	Unknown	346	0
Confirmed	20-29	Unknown	Unknown	619	0
Confirmed	30-39	Unknown	Unknown	434	0
Confirmed	40-49	Unknown	Unknown	431	0
Confirmed	50-59	Unknown	Unknown	403	0
Confirmed	60-69	Unknown	Unknown	208	0

Confirmed	70-79	Unknown	Unknown	92	0
Confirmed	80+	Unknown	Unknown	62	0
Confirmed	Unknown	Unknown	Unknown	65	0
Confirmed	0-9	White	Unknown	29	0
Confirmed	10-19	White	Unknown	164	0
Confirmed	20-29	White	Unknown	254	0
Confirmed	30-39	White	Unknown	229	0
Confirmed	40-49	White	Unknown	213	0
Confirmed	50-59	White	Unknown	202	0
Confirmed	60-69	White	Unknown	133	0
Confirmed	70-79	White	Unknown	61	0
Confirmed	80+	White	Unknown	22	0
Confirmed	Unknown	White	Unknown	Suppressed	0
Probable	0-9	American Indian/Alaska Native	Female	41	0
Probable	10-19	American Indian/Alaska Native	Female	76	0
Probable	20-29	American Indian/Alaska Native	Female	81	0
Probable	30-39	American Indian/Alaska Native	Female	67	0
Probable	40-49	American Indian/Alaska Native	Female	66	0
Probable	50-59	American Indian/Alaska Native	Female	36	0
Probable	60-69	American Indian/Alaska Native	Female	32	0
Probable	70-79	American Indian/Alaska Native	Female	9	0
Probable	80+	American Indian/Alaska Native	Female	Suppressed	Suppressed
Probable	Unknown	American Indian/Alaska Native	Female	Suppressed	0
Probable	0-9	Asian/Pacific Islander	Female	39	0
Probable	10-19	Asian/Pacific Islander	Female	86	0
Probable	20-29	Asian/Pacific Islander	Female	149	0
Probable	30-39	Asian/Pacific Islander	Female	111	0
Probable	40-49	Asian/Pacific Islander	Female	85	0
Probable	50-59	Asian/Pacific Islander	Female	78	0
Probable	60-69	Asian/Pacific Islander	Female	39	Suppressed
Probable	70-79	Asian/Pacific Islander	Female	15	Suppressed
Probable	80+	Asian/Pacific Islander	Female	Suppressed	0
Probable	Unknown	Asian/Pacific Islander	Female	6	0
Probable	0-9	Black/African American	Female	224	0
Probable	10-19	Black/African American	Female	539	0
Probable	20-29	Black/African American	Female	970	0
Probable	30-39	Black/African American	Female	809	0
Probable	40-49	Black/African American	Female	658	Suppressed
Probable	50-59	Black/African American	Female	508	12
Probable	60-69	Black/African American	Female	327	20
Probable	70-79	Black/African American	Female	120	17
Probable	80+	Black/African American	Female	83	36
Probable	Unknown	Black/African American	Female	33	Suppressed
Probable	0-9	Multiple Races	Female	139	0
Probable	10-19	Multiple Races	Female	296	0
Probable	20-29	Multiple Races	Female	251	0
Probable	30-39	Multiple Races	Female	159	0
Probable	40-49	Multiple Races	Female	156	0
Probable	50-59	Multiple Races	Female	155	Suppressed
Probable	60-69	Multiple Races	Female	102	Suppressed

Probable	70-79	Multiple Races	Female	42	0
Probable	80+	Multiple Races	Female	31	7
Probable	Unknown	Multiple Races	Female	56	0
Probable	0-9	Other	Female	89	0
Probable	10-19	Other	Female	220	0
Probable	20-29	Other	Female	292	0
Probable	30-39	Other	Female	224	0
Probable	40-49	Other	Female	190	0
Probable	50-59	Other	Female	141	Suppressed
Probable	60-69	Other	Female	74	Suppressed
Probable	70-79	Other	Female	29	0
Probable	80+	Other	Female	13	Suppressed
Probable	Unknown	Other	Female	18	0
Probable	0-9	Unknown	Female	728	0
Probable	10-19	Unknown	Female	2141	0
Probable	20-29	Unknown	Female	2863	0
Probable	30-39	Unknown	Female	2165	0
Probable	40-49	Unknown	Female	2166	0
Probable	50-59	Unknown	Female	1984	Suppressed
Probable	60-69	Unknown	Female	1266	6
Probable	70-79	Unknown	Female	473	Suppressed
Probable	80+	Unknown	Female	295	24
Probable	Unknown	Unknown	Female	1632	0
Probable	0-9	White	Female	1610	0
Probable	10-19	White	Female	4547	Suppressed
Probable	20-29	White	Female	4857	0
Probable	30-39	White	Female	3919	Suppressed
Probable	40-49	White	Female	3825	8
Probable	50-59	White	Female	3595	26
Probable	60-69	White	Female	2257	41
Probable	70-79	White	Female	1150	80
Probable	80+	White	Female	1295	293
Probable	Unknown	White	Female	390	Suppressed
Probable	0-9	American Indian/Alaska Native	Male	38	0
Probable	10-19	American Indian/Alaska Native	Male	100	0
Probable	20-29	American Indian/Alaska Native	Male	73	0
Probable	30-39	American Indian/Alaska Native	Male	57	0
Probable	40-49	American Indian/Alaska Native	Male	46	0
Probable	50-59	American Indian/Alaska Native	Male	43	Suppressed
Probable	60-69	American Indian/Alaska Native	Male	23	Suppressed
Probable	70-79	American Indian/Alaska Native	Male	7	Suppressed
Probable	80+	American Indian/Alaska Native	Male	Suppressed	Suppressed
Probable	Unknown	American Indian/Alaska Native	Male	Suppressed	0
Probable	0-9	Asian/Pacific Islander	Male	50	0
Probable	10-19	Asian/Pacific Islander	Male	95	0
Probable	20-29	Asian/Pacific Islander	Male	153	0
Probable	30-39	Asian/Pacific Islander	Male	122	Suppressed
Probable	40-49	Asian/Pacific Islander	Male	80	0
Probable	50-59	Asian/Pacific Islander	Male	58	Suppressed
Probable	60-69	Asian/Pacific Islander	Male	26	Suppressed

Probable	70-79	Asian/Pacific Islander	Male	8	Suppressed
Probable	80+	Asian/Pacific Islander	Male	7	Suppressed
Probable	Unknown	Asian/Pacific Islander	Male	Suppressed	0
Probable	0-9	Black/African American	Male	252	0
Probable	10-19	Black/African American	Male	514	Suppressed
Probable	20-29	Black/African American	Male	743	0
Probable	30-39	Black/African American	Male	660	Suppressed
Probable	40-49	Black/African American	Male	515	9
Probable	50-59	Black/African American	Male	462	15
Probable	60-69	Black/African American	Male	265	27
Probable	70-79	Black/African American	Male	101	33
Probable	80+	Black/African American	Male	43	22
Probable	Unknown	Black/African American	Male	23	0
Probable	0-9	Multiple Races	Male	129	0
Probable	10-19	Multiple Races	Male	281	0
Probable	20-29	Multiple Races	Male	180	0
Probable	30-39	Multiple Races	Male	140	0
Probable	40-49	Multiple Races	Male	143	Suppressed
Probable	50-59	Multiple Races	Male	115	0
Probable	60-69	Multiple Races	Male	86	Suppressed
Probable	70-79	Multiple Races	Male	39	Suppressed
Probable	80+	Multiple Races	Male	18	7
Probable	Unknown	Multiple Races	Male	53	0
Probable	0-9	Other	Male	102	0
Probable	10-19	Other	Male	242	0
Probable	20-29	Other	Male	288	0
Probable	30-39	Other	Male	235	0
Probable	40-49	Other	Male	205	Suppressed
Probable	50-59	Other	Male	129	Suppressed
Probable	60-69	Other	Male	83	Suppressed
Probable	70-79	Other	Male	29	Suppressed
Probable	80+	Other	Male	8	Suppressed
Probable	Unknown	Other	Male	17	0
Probable	0-9	Unknown	Male	724	0
Probable	10-19	Unknown	Male	2133	0
Probable	20-29	Unknown	Male	2732	0
Probable	30-39	Unknown	Male	2145	Suppressed
Probable	40-49	Unknown	Male	1938	Suppressed
Probable	50-59	Unknown	Male	1910	Suppressed
Probable	60-69	Unknown	Male	1048	Suppressed
Probable	70-79	Unknown	Male	366	8
Probable	80+	Unknown	Male	177	16
Probable	Unknown	Unknown	Male	1389	0
Probable	0-9	White	Male	1731	Suppressed
Probable	10-19	White	Male	4473	Suppressed
Probable	20-29	White	Male	4195	Suppressed
Probable	30-39	White	Male	3321	Suppressed
Probable	40-49	White	Male	3214	12
Probable	50-59	White	Male	3278	31
Probable	60-69	White	Male	2053	73

Probable	70-79	White	Male	986	112
Probable	80+	White	Male	688	185
Probable	Unknown	White	Male	340	0
Probable	0-9	American Indian/Alaska Native	Unknown	0	0
Probable	10-19	American Indian/Alaska Native	Unknown	0	0
Probable	20-29	American Indian/Alaska Native	Unknown	Suppressed	0
Probable	30-39	American Indian/Alaska Native	Unknown	0	0
Probable	40-49	American Indian/Alaska Native	Unknown	Suppressed	0
Probable	50-59	American Indian/Alaska Native	Unknown	Suppressed	0
Probable	60-69	American Indian/Alaska Native	Unknown	0	0
Probable	70-79	American Indian/Alaska Native	Unknown	0	0
Probable	80+	American Indian/Alaska Native	Unknown	0	0
Probable	Unknown	American Indian/Alaska Native	Unknown	Suppressed	0
Probable	0-9	Asian/Pacific Islander	Unknown	Suppressed	0
Probable	10-19	Asian/Pacific Islander	Unknown	Suppressed	0
Probable	20-29	Asian/Pacific Islander	Unknown	Suppressed	0
Probable	30-39	Asian/Pacific Islander	Unknown	Suppressed	0
Probable	40-49	Asian/Pacific Islander	Unknown	Suppressed	0
Probable	50-59	Asian/Pacific Islander	Unknown	Suppressed	0
Probable	60-69	Asian/Pacific Islander	Unknown	0	0
Probable	70-79	Asian/Pacific Islander	Unknown	0	0
Probable	80+	Asian/Pacific Islander	Unknown	0	0
Probable	Unknown	Asian/Pacific Islander	Unknown	Suppressed	0
Probable	0-9	Black/African American	Unknown	7	0
Probable	10-19	Black/African American	Unknown	9	0
Probable	20-29	Black/African American	Unknown	9	0
Probable	30-39	Black/African American	Unknown	Suppressed	0
Probable	40-49	Black/African American	Unknown	7	0
Probable	50-59	Black/African American	Unknown	6	0
Probable	60-69	Black/African American	Unknown	Suppressed	0
Probable	70-79	Black/African American	Unknown	Suppressed	0
Probable	80+	Black/African American	Unknown	0	0
Probable	Unknown	Black/African American	Unknown	Suppressed	0
Probable	0-9	Multiple Races	Unknown	10	0
Probable	10-19	Multiple Races	Unknown	22	0
Probable	20-29	Multiple Races	Unknown	20	0
Probable	30-39	Multiple Races	Unknown	18	0
Probable	40-49	Multiple Races	Unknown	14	0
Probable	50-59	Multiple Races	Unknown	10	0
Probable	60-69	Multiple Races	Unknown	Suppressed	0
Probable	70-79	Multiple Races	Unknown	Suppressed	0
Probable	80+	Multiple Races	Unknown	0	0
Probable	Unknown	Multiple Races	Unknown	12	0
Probable	0-9	Other	Unknown	8	0
Probable	10-19	Other	Unknown	17	0
Probable	20-29	Other	Unknown	Suppressed	0
Probable	30-39	Other	Unknown	10	0
Probable	40-49	Other	Unknown	7	0
Probable	50-59	Other	Unknown	Suppressed	0
Probable	60-69	Other	Unknown	Suppressed	0

Probable	70-79	Other	Unknown	0	0
Probable	80+	Other	Unknown	0	0
Probable	Unknown	Other	Unknown	0	0
Probable	0-9	Unknown	Unknown	230	0
Probable	10-19	Unknown	Unknown	565	Suppressed
Probable	20-29	Unknown	Unknown	809	0
Probable	30-39	Unknown	Unknown	643	0
Probable	40-49	Unknown	Unknown	682	Suppressed
Probable	50-59	Unknown	Unknown	536	Suppressed
Probable	60-69	Unknown	Unknown	293	0
Probable	70-79	Unknown	Unknown	116	Suppressed
Probable	80+	Unknown	Unknown	43	Suppressed
Probable	Unknown	Unknown	Unknown	2185	0
Probable	0-9	White	Unknown	49	0
Probable	10-19	White	Unknown	122	0
Probable	20-29	White	Unknown	73	0
Probable	30-39	White	Unknown	69	0
Probable	40-49	White	Unknown	72	0
Probable	50-59	White	Unknown	70	0
Probable	60-69	White	Unknown	32	Suppressed
Probable	70-79	White	Unknown	28	0
Probable	80+	White	Unknown	9	0
Probable	Unknown	White	Unknown	50	0

PUBLIC USE DATASETS

COVID-19 Tests by County

README

Data includes tests by type (diagnostic, serology or total combined) by county.

Diagnostic tests are used to find current infection and look for genes or proteins from the severe acute respiratory syndrome coronavirus 2 (SARS-CoV-2), the virus that causes COVID-19. These tests, which are performed as nasal swabs, include: Nucleic acid amplification test/real-time polymerase chain reaction (NAAT/RT-PCR) test and rapid virus antigen detection point of care (POC) tests.

Serology tests are used to look for the possibility of previous infection. Serology tests look for antibodies to SARS-CoV-2 in the blood. There are currently two types of serology tests: the enzyme-linked immunosorbent assay (ELISA) test and the rapid antibody detection POC test. Serology tests do not diagnose disease and do not guarantee immunity, but might provide information about previous infection.

Correctional includes state and federal prisons and county and city detection facilities.

Testing data represents total tests performed, not individuals tested. A single individual may have more than one test completed.

COVID-19 TESTS BY COUNTY 2021-05-27

Updated	COUNTY	TestType	Count	RatePerMillion
2021/05/27 14:06:28	Alcona	Diagnostic	7568	727343
2021/05/27 14:06:28	Alcona	Serology	180	17299
2021/05/27 14:06:28	Alcona	Total	7748	744642
2021/05/27 14:06:28	Alger	Diagnostic	8808	967062
2021/05/27 14:06:28	Alger	Serology	384	42161
2021/05/27 14:06:28	Alger	Total	9192	1009223
2021/05/27 14:06:28	Allegan	Diagnostic	120826	1023247
2021/05/27 14:06:28	Allegan	Serology	3061	25923
2021/05/27 14:06:28	Allegan	Total	123887	1049170
2021/05/27 14:06:28	Alpena	Diagnostic	22273	784123
2021/05/27 14:06:28	Alpena	Serology	770	27108
2021/05/27 14:06:28	Alpena	Total	23043	811230
2021/05/27 14:06:28	Antrim	Serology	826	35414
2021/05/27 14:06:28	Antrim	Diagnostic	22500	964672
2021/05/27 14:06:28	Antrim	Total	23326	1000086
2021/05/27 14:06:28	Arenac	Serology	500	33595
2021/05/27 14:06:28	Arenac	Diagnostic	17083	1147820
2021/05/27 14:06:28	Arenac	Total	17583	1181415
2021/05/27 14:06:28	Baraga	Diagnostic	8823	1074796
2021/05/27 14:06:28	Baraga	Serology	60	7309
2021/05/27 14:06:28	Baraga	Total	8883	1082105
2021/05/27 14:06:28	Barry	Diagnostic	60824	988205
2021/05/27 14:06:28	Barry	Serology	1977	32120
2021/05/27 14:06:28	Barry	Total	62801	1020325
2021/05/27 14:06:28	Bay	Diagnostic	129672	1257413
2021/05/27 14:06:28	Bay	Serology	7316	70942
2021/05/27 14:06:28	Bay	Total	136988	1328356
2021/05/27 14:06:28	Benzie	Diagnostic	12977	730440
2021/05/27 14:06:28	Benzie	Serology	773	43510
2021/05/27 14:06:28	Benzie	Total	13750	773950
2021/05/27 14:06:28	Berrien	Serology	6140	40026
2021/05/27 14:06:28	Berrien	Diagnostic	241014	1571137
2021/05/27 14:06:28	Berrien	Total	247154	1611163
2021/05/27 14:06:28	Branch	Diagnostic	43184	992348
2021/05/27 14:06:28	Branch	Serology	614	14109
2021/05/27 14:06:28	Branch	Total	43798	1006457
2021/05/27 14:06:28	Calhoun	Diagnostic	203049	1513495
2021/05/27 14:06:28	Calhoun	Serology	1847	13767
2021/05/27 14:06:28	Calhoun	Total	204896	1527262
2021/05/27 14:06:28	Cass	Diagnostic	40736	786607
2021/05/27 14:06:28	Cass	Serology	779	15042
2021/05/27 14:06:28	Cass	Total	41515	801649
2021/05/27 14:06:28	Charlevoix	Diagnostic	23390	894695
2021/05/27 14:06:28	Charlevoix	Serology	1129	43186
2021/05/27 14:06:28	Charlevoix	Total	24519	937880
2021/05/27 14:06:28	Cheboygan	Diagnostic	16996	672417
2021/05/27 14:06:28	Cheboygan	Serology	630	24925

2021/05/27 14:06:28	Cheboygan	Total	17626	697341
2021/05/27 14:06:28	Chippewa	Diagnostic	28273	756995
2021/05/27 14:06:28	Chippewa	Serology	352	9425
2021/05/27 14:06:28	Chippewa	Total	28625	766419
2021/05/27 14:06:28	Clare	Serology	1059	34216
2021/05/27 14:06:28	Clare	Diagnostic	24147	780194
2021/05/27 14:06:28	Clare	Total	25206	814410
2021/05/27 14:06:28	Clinton	Serology	4274	53697
2021/05/27 14:06:28	Clinton	Diagnostic	60033	754231
2021/05/27 14:06:28	Clinton	Total	64307	807928
2021/05/27 14:06:28	Correctional	Diagnostic	955534	
2021/05/27 14:06:28	Correctional	Serology	27052	
2021/05/27 14:06:28	Correctional	Total	982586	
2021/05/27 14:06:28	Crawford	Diagnostic	10962	781381
2021/05/27 14:06:28	Crawford	Serology	366	26089
2021/05/27 14:06:28	Crawford	Total	11328	807470
2021/05/27 14:06:28	Delta	Diagnostic	42574	1189750
2021/05/27 14:06:28	Delta	Serology	888	24816
2021/05/27 14:06:28	Delta	Total	43462	1214565
2021/05/27 14:06:28	Detroit City	Diagnostic	830543	1278144
2021/05/27 14:06:28	Detroit City	Serology	28093	43233
2021/05/27 14:06:28	Detroit City	Total	858636	1321377
2021/05/27 14:06:28	Dickinson	Diagnostic	19734	781885
2021/05/27 14:06:28	Dickinson	Serology	179	7092
2021/05/27 14:06:28	Dickinson	Total	19913	788977
2021/05/27 14:06:28	Eaton	Serology	6390	57950
2021/05/27 14:06:28	Eaton	Diagnostic	130432	1182864
2021/05/27 14:06:28	Eaton	Total	136822	1240813
2021/05/27 14:06:28	Emmet	Diagnostic	31103	930810
2021/05/27 14:06:28	Emmet	Serology	1574	47105
2021/05/27 14:06:28	Emmet	Total	32677	977914
2021/05/27 14:06:28	Genesee	Serology	20756	51147
2021/05/27 14:06:28	Genesee	Diagnostic	406394	1001432
2021/05/27 14:06:28	Genesee	Total	427150	1052578
2021/05/27 14:06:28	Gladwin	Serology	1215	47743
2021/05/27 14:06:28	Gladwin	Diagnostic	21015	825769
2021/05/27 14:06:28	Gladwin	Total	22230	873512
2021/05/27 14:06:28	Gogebic	Serology	258	18462
2021/05/27 14:06:28	Gogebic	Diagnostic	18644	1334097
2021/05/27 14:06:28	Gogebic	Total	18902	1352558
2021/05/27 14:06:28	Grand Traverse	Serology	6851	73597
2021/05/27 14:06:28	Grand Traverse	Diagnostic	89410	960489
2021/05/27 14:06:28	Grand Traverse	Total	96261	1034086
2021/05/27 14:06:28	Gratiot	Serology	1169	28715
2021/05/27 14:06:28	Gratiot	Diagnostic	58571	1438702
2021/05/27 14:06:28	Gratiot	Total	59740	1467417
2021/05/27 14:06:28	Hillsdale	Diagnostic	46408	1017608
2021/05/27 14:06:28	Hillsdale	Serology	1069	23440
2021/05/27 14:06:28	Hillsdale	Total	47477	1041048
2021/05/27 14:06:28	Houghton	Diagnostic	48250	1352147

2021/05/27 14:06:28	Houghton	Serology	266	7454
2021/05/27 14:06:28	Houghton	Total	48516	1359601
2021/05/27 14:06:28	Huron	Diagnostic	30567	986637
2021/05/27 14:06:28	Huron	Serology	886	28598
2021/05/27 14:06:28	Huron	Total	31453	1015235
2021/05/27 14:06:28	Ingham	Serology	20402	69773
2021/05/27 14:06:28	Ingham	Diagnostic	351273	1201319
2021/05/27 14:06:28	Ingham	Total	371675	1271092
2021/05/27 14:06:28	Ionia	Diagnostic	80148	1238821
2021/05/27 14:06:28	Ionia	Serology	2367	36586
2021/05/27 14:06:28	Ionia	Total	82515	1275407
2021/05/27 14:06:28	Iosco	Diagnostic	27273	1085406
2021/05/27 14:06:28	Iosco	Serology	638	25391
2021/05/27 14:06:28	Iosco	Total	27911	1110797
2021/05/27 14:06:28	Iron	Diagnostic	25160	2273631
2021/05/27 14:06:28	Iron	Serology	132	11928
2021/05/27 14:06:28	Iron	Total	25292	2285559
2021/05/27 14:06:28	Isabella	Serology	1487	21282
2021/05/27 14:06:28	Isabella	Diagnostic	60923	871923
2021/05/27 14:06:28	Isabella	Total	62410	893205
2021/05/27 14:06:28	Jackson	Serology	3996	25210
2021/05/27 14:06:28	Jackson	Diagnostic	230261	1452659
2021/05/27 14:06:28	Jackson	Total	234257	1477869
2021/05/27 14:06:28	Kalamazoo	Serology	7191	27129
2021/05/27 14:06:28	Kalamazoo	Diagnostic	312925	1180555
2021/05/27 14:06:28	Kalamazoo	Total	320116	1207684
2021/05/27 14:06:28	Kalkaska	Diagnostic	17530	971837
2021/05/27 14:06:28	Kalkaska	Serology	828	45903
2021/05/27 14:06:28	Kalkaska	Total	18358	1017740
2021/05/27 14:06:28	Kent	Diagnostic	931899	1418513
2021/05/27 14:06:28	Kent	Serology	47356	72084
2021/05/27 14:06:28	Kent	Total	979255	1490597
2021/05/27 14:06:28	Keweenaw	Diagnostic	2296	1085066
2021/05/27 14:06:28	Keweenaw	Serology	32	15123
2021/05/27 14:06:28	Keweenaw	Total	2328	1100189
2021/05/27 14:06:28	Lake	Diagnostic	11619	980258
2021/05/27 14:06:28	Lake	Serology	225	18983
2021/05/27 14:06:28	Lake	Total	11844	999241
2021/05/27 14:06:28	Lapeer	Diagnostic	70982	810232
2021/05/27 14:06:28	Lapeer	Serology	3709	42337
2021/05/27 14:06:28	Lapeer	Total	74691	852569
2021/05/27 14:06:28	Leelanau	Diagnostic	12782	587381
2021/05/27 14:06:28	Leelanau	Serology	1113	51147
2021/05/27 14:06:28	Leelanau	Total	13895	638528
2021/05/27 14:06:28	Lenawee	Diagnostic	131580	1336502
2021/05/27 14:06:28	Lenawee	Serology	2315	23514
2021/05/27 14:06:28	Lenawee	Total	133895	1360017
2021/05/27 14:06:28	Livingston	Diagnostic	213080	1109821
2021/05/27 14:06:28	Livingston	Serology	8388	43689
2021/05/27 14:06:28	Livingston	Total	221468	1153509

2021/05/27 14:06:28	Luce	Diagnostic	6663	1069674
2021/05/27 14:06:28	Luce	Serology	37	5940
2021/05/27 14:06:28	Luce	Total	6700	1075614
2021/05/27 14:06:28	Mackinac	Diagnostic	9448	874896
2021/05/27 14:06:28	Mackinac	Serology	143	13242
2021/05/27 14:06:28	Mackinac	Total	9591	888138
2021/05/27 14:06:28	Macomb	Diagnostic	940514	1076137
2021/05/27 14:06:28	Macomb	Serology	64380	73664
2021/05/27 14:06:28	Macomb	Total	1004894	1149801
2021/05/27 14:06:28	Manistee	Serology	970	39498
2021/05/27 14:06:28	Manistee	Diagnostic	19912	810815
2021/05/27 14:06:28	Manistee	Total	20882	850314
2021/05/27 14:06:28	Marquette	Diagnostic	133058	1994902
2021/05/27 14:06:28	Marquette	Serology	1394	20900
2021/05/27 14:06:28	Marquette	Total	134452	2015802
2021/05/27 14:06:28	Mason	Diagnostic	34479	1183057
2021/05/27 14:06:28	Mason	Serology	1065	36543
2021/05/27 14:06:28	Mason	Total	35544	1219599
2021/05/27 14:06:28	Mecosta	Serology	1031	23727
2021/05/27 14:06:28	Mecosta	Diagnostic	41095	945734
2021/05/27 14:06:28	Mecosta	Total	42126	969461
2021/05/27 14:06:28	Menominee	Serology	159	6980
2021/05/27 14:06:28	Menominee	Diagnostic	25579	1122871
2021/05/27 14:06:28	Menominee	Total	25738	1129851
2021/05/27 14:06:28	Midland	Diagnostic	68813	827517
2021/05/27 14:06:28	Midland	Serology	7629	91743
2021/05/27 14:06:28	Midland	Total	76442	919260
2021/05/27 14:06:28	Missaukee	Diagnostic	11214	741765
2021/05/27 14:06:28	Missaukee	Serology	666	44053
2021/05/27 14:06:28	Missaukee	Total	11880	785818
2021/05/27 14:06:28	Monroe	Diagnostic	162349	1078731
2021/05/27 14:06:28	Monroe	Serology	6176	41037
2021/05/27 14:06:28	Monroe	Total	168525	1119767
2021/05/27 14:06:28	Montcalm	Diagnostic	80487	1259814
2021/05/27 14:06:28	Montcalm	Serology	2476	38755
2021/05/27 14:06:28	Montcalm	Total	82963	1298569
2021/05/27 14:06:28	Montmorency	Diagnostic	8554	917024
2021/05/27 14:06:28	Montmorency	Serology	408	43739
2021/05/27 14:06:28	Montmorency	Total	8962	960763
2021/05/27 14:06:28	Muskegon	Serology	3807	21934
2021/05/27 14:06:28	Muskegon	Diagnostic	216396	1246765
2021/05/27 14:06:28	Muskegon	Total	220203	1268699
2021/05/27 14:06:28	Newaygo	Diagnostic	46920	957942
2021/05/27 14:06:28	Newaygo	Serology	1753	35790
2021/05/27 14:06:28	Newaygo	Total	48673	993732
2021/05/27 14:06:28	Oakland	Serology	118723	94406
2021/05/27 14:06:28	Oakland	Diagnostic	1457462	1158938
2021/05/27 14:06:28	Oakland	Total	1576185	1253344
2021/05/27 14:06:28	Oceana	Serology	915	34571
2021/05/27 14:06:28	Oceana	Diagnostic	36373	1374277

2021/05/27 14:06:28	Oceana	Total	37288	1408849
2021/05/27 14:06:28	Ogemaw	Diagnostic	19551	931133
2021/05/27 14:06:28	Ogemaw	Serology	599	28528
2021/05/27 14:06:28	Ogemaw	Total	20150	959661
2021/05/27 14:06:28	Ontonagon	Diagnostic	7758	1356294
2021/05/27 14:06:28	Ontonagon	Serology	72	12587
2021/05/27 14:06:28	Ontonagon	Total	7830	1368881
2021/05/27 14:06:28	Osceola	Diagnostic	25697	1095354
2021/05/27 14:06:28	Osceola	Serology	1038	44246
2021/05/27 14:06:28	Osceola	Total	26735	1139599
2021/05/27 14:06:28	Oscoda	Diagnostic	5770	700158
2021/05/27 14:06:28	Oscoda	Serology	386	46839
2021/05/27 14:06:28	Oscoda	Total	6156	746997
2021/05/27 14:06:28	Otsego	Diagnostic	23132	937733
2021/05/27 14:06:28	Otsego	Serology	987	40011
2021/05/27 14:06:28	Otsego	Total	24119	977744
2021/05/27 14:06:28	Ottawa	Diagnostic	389777	1335630
2021/05/27 14:06:28	Ottawa	Serology	15014	51448
2021/05/27 14:06:28	Ottawa	Total	404791	1387078
2021/05/27 14:06:28	Presque Isle	Serology	563	44711
2021/05/27 14:06:28	Presque Isle	Diagnostic	11111	882386
2021/05/27 14:06:28	Presque Isle	Total	11674	927097
2021/05/27 14:06:28	Roscommon	Diagnostic	20215	841625
2021/05/27 14:06:28	Roscommon	Serology	735	30601
2021/05/27 14:06:28	Roscommon	Total	20950	872226
2021/05/27 14:06:28	Saginaw	Diagnostic	257585	1351875
2021/05/27 14:06:28	Saginaw	Serology	9770	51276
2021/05/27 14:06:28	Saginaw	Total	267355	1403151
2021/05/27 14:06:28	Sanilac	Diagnostic	51881	1260165
2021/05/27 14:06:28	Sanilac	Serology	1489	36167
2021/05/27 14:06:28	Sanilac	Total	53370	1296332
2021/05/27 14:06:28	Schoolcraft	Diagnostic	6383	788609
2021/05/27 14:06:28	Schoolcraft	Serology	65	8031
2021/05/27 14:06:28	Schoolcraft	Total	6448	796639
2021/05/27 14:06:28	Shiawassee	Serology	2661	39062
2021/05/27 14:06:28	Shiawassee	Diagnostic	72047	1057617
2021/05/27 14:06:28	Shiawassee	Total	74708	1096679
2021/05/27 14:06:28	St Clair	Serology	8642	54308
2021/05/27 14:06:28	St Clair	Diagnostic	152008	955256
2021/05/27 14:06:28	St Clair	Total	160650	1009565
2021/05/27 14:06:28	St Joseph	Diagnostic	58596	961157
2021/05/27 14:06:28	St Joseph	Serology	1681	27574
2021/05/27 14:06:28	St Joseph	Total	60277	988731
2021/05/27 14:06:28	Tuscola	Diagnostic	64232	1229438
2021/05/27 14:06:28	Tuscola	Serology	2290	43832
2021/05/27 14:06:28	Tuscola	Total	66522	1273270
2021/05/27 14:06:28	Unknown	Diagnostic	565298	
2021/05/27 14:06:28	Unknown	Serology	27106	
2021/05/27 14:06:28	Unknown	Total	592404	
2021/05/27 14:06:28	Van Buren	Diagnostic	97472	1288000

2021/05/27 14:06:28	Van Buren	Serology	1782	23547
2021/05/27 14:06:28	Van Buren	Total	99254	1311548
2021/05/27 14:06:28	Washtenaw	Serology	18152	49380
2021/05/27 14:06:28	Washtenaw	Diagnostic	757556	2060810
2021/05/27 14:06:28	Washtenaw	Total	775708	2110190
2021/05/27 14:06:28	Wayne	Diagnostic	1453572	1316866
2021/05/27 14:06:28	Wayne	Serology	78969	71542
2021/05/27 14:06:28	Wayne	Total	1532541	1388408
2021/05/27 14:06:28	Wexford	Diagnostic	31335	931730
2021/05/27 14:06:28	Wexford	Serology	1319	39220
2021/05/27 14:06:28	Wexford	Total	32654	970949

PUBLIC USE DATASETS

Diagnostic Tests by Result and County

README

Data include diagnostic tests for COVID-19 by date and county.

Diagnostic tests are used to find current infection and look for genes or proteins from the severe acute respiratory syndrome coronavirus 2 (SARS-CoV-2), the virus that causes COVID-19. These tests, which are performed as nasal swabs, include: Nucleic acid amplification test/real-time polymerase chain reaction (NAAT/RT-PCR) test and rapid virus antigen detection point of care (POC) tests.

Correctional includes state and federal prisons and county and city detention facilities.

Testing data represents total tests performed, not individuals tested. A single individual may have more than one test completed.

The total number of positive tests may exceed the number of confirmed cases due to 1) a single individual may have more than one test performed; 2) MDHHS may receive data on positive tests in advance of a local health department classifying an individual as a confirmed or probable case, and 3) although efforts have been made to de-duplicate testing data, some duplication may occur.

DIAGNOSTIC TESTS BY RESULT AND COUNTY 2021-05-27

MessageDate	COUNTY	Negative	Positive	Total
5/26/2021	Alcona	19	0	19
5/26/2021	Alger	7	0	7
5/26/2021	Allegan	171	9	180
5/26/2021	Alpena	55	0	55
5/26/2021	Antrim	30	4	34
5/26/2021	Arenac	47	1	48
5/26/2021	Baraga	5	0	5
5/26/2021	Barry	78	1	79
5/26/2021	Bay	175	2	177
5/26/2021	Benzie	26	2	28
5/26/2021	Berrien	296	23	319
5/26/2021	Branch	88	10	98
5/26/2021	Calhoun	246	10	256
5/26/2021	Cass	67	1	68
5/26/2021	Charlevoix	18	0	18
5/26/2021	Cheboygan	35	0	35
5/26/2021	Chippewa	124	2	126
5/26/2021	Clare	50	3	53
5/26/2021	Clinton	95	5	100
5/26/2021	Correctional	4814	14	4828
5/26/2021	Crawford	25	0	25
5/26/2021	Delta	60	0	60
5/26/2021	Detroit City	1814	86	1900
5/26/2021	Dickinson	27	1	28
5/26/2021	Eaton	178	9	187
5/26/2021	Emmet	92	0	92
5/26/2021	Genesee	607	37	644
5/26/2021	Gladwin	47	2	49
5/26/2021	Gogebic	24	0	24
5/26/2021	Grand Traverse	102	3	105
5/26/2021	Gratiot	182	5	187
5/26/2021	Hillsdale	71	5	76
5/26/2021	Houghton	60	1	61
5/26/2021	Huron	18	4	22
5/26/2021	Ingham	601	23	624
5/26/2021	Ionia	96	11	107
5/26/2021	Iosco	63	2	65
5/26/2021	Iron	17	2	19
5/26/2021	Isabella	91	4	95
5/26/2021	Jackson	540	16	556
5/26/2021	Kalamazoo	507	30	537
5/26/2021	Kalkaska	30	0	30
5/26/2021	Kent	1480	84	1564
5/26/2021	Keweenaw	1	0	1
5/26/2021	Lake	21	1	22
5/26/2021	Lapeer	131	20	151
5/26/2021	Leelanau	8	0	8

5/26/2021	Lenawee	201	8	209
5/26/2021	Livingston	356	8	364
5/26/2021	Luce	9	0	9
5/26/2021	Mackinac	61	1	62
5/26/2021	Macomb	1734	76	1810
5/26/2021	Manistee	39	0	39
5/26/2021	Marquette	272	2	274
5/26/2021	Mason	50	3	53
5/26/2021	Mecosta	52	7	59
5/26/2021	Menominee	50	0	50
5/26/2021	Midland	95	7	102
5/26/2021	Missaukee	22	1	23
5/26/2021	Monroe	221	7	228
5/26/2021	Montcalm	126	12	138
5/26/2021	Montmorency	32	3	35
5/26/2021	Muskegon	300	38	338
5/26/2021	Newaygo	84	9	93
5/26/2021	Oakland	2534	75	2609
5/26/2021	Oceana	50	3	53
5/26/2021	Ogemaw	54	6	60
5/26/2021	Ontonagon	10	3	13
5/26/2021	Osceola	43	3	46
5/26/2021	Oscoda	22	5	27
5/26/2021	Otsego	48	0	48
5/26/2021	Ottawa	558	29	587
5/26/2021	Presque Isle	20	3	23
5/26/2021	Roscommon	41	1	42
5/26/2021	Saginaw	434	28	462
5/26/2021	Sanilac	44	4	48
5/26/2021	Schoolcraft	3	0	3
5/26/2021	Shiawassee	108	8	116
5/26/2021	St Clair	244	8	252
5/26/2021	St Joseph	90	7	97
5/26/2021	Tuscola	67	1	68
5/26/2021	Unknown	656	23	679
5/26/2021	Van Buren	145	10	155
5/26/2021	Washtenaw	1233	11	1244
5/26/2021	Wayne	2832	99	2931
5/26/2021	Wexford	52	2	54