



Western Michigan University
ScholarWorks at WMU

Cumulative Michigan COVID-19 Data

Michigan COVID-19 State Data

5-28-2021

2021-05-28_MichiganOverview_COVIDstats

Michigan Department of Health & Human Services

Follow this and additional works at: <https://scholarworks.wmich.edu/michigan-covid-data-state-cumulative>



Part of the Public Health Commons

WMU ScholarWorks Citation

Michigan Department of Health & Human Services, "2021-05-28_MichiganOverview_COVIDstats" (2021).
Cumulative Michigan COVID-19 Data. 401.

<https://scholarworks.wmich.edu/michigan-covid-data-state-cumulative/401>

This Website is brought to you for free and open access
by the Michigan COVID-19 State Data at ScholarWorks at
WMU. It has been accepted for inclusion in Cumulative
Michigan COVID-19 Data by an authorized administrator
of ScholarWorks at WMU. For more information, please
contact wmu-scholarworks@wmich.edu.



Coronavirus

MI SAFE START

CONTAIN COVID

RESOURCES

PRESS RELEASES

DONATE

VIDEO UPDATES

CORONAVIRUS / MICHIGAN DATA

Michigan Data

Hospitals

Long Term
Care Facilities

Coronavirus
Symptoms

Cumulative
Recovered

Outbreak
Reporting

School-Related
Outbreak
Reporting

Wastewater
Surveillance

Testing
Turnaround
Time

MIS-C Data
and Reporting

Data and
Modeling
Updates

Data will not be updated Monday, May 31, due to the state holiday. Data will resume posting on Tuesday, June 1.

The State of Michigan is working around the clock to test and treat COVID-19 patients. Below is the most recent data healthcare experts across the state have compiled. It is updated Monday - Saturday.

CURRENT STATUS

DAILY CASES

CUMULATIVE TRENDS

DEMOGRAPHICS

TOTAL TESTING

DIAGNOSTIC TESTING

LEARN MORE

View Cases

View Deaths

View Table

Select Preparedness Region:

All

Select County:

All

This report is provisional and subject to change. City of Detroit and Wayne County are reported separately. MDHHS began tracking probable cases April 5, 2020. FCI indicates federal correctional institute. MDOC indicates Michigan Department of Corrections. Diagnostic tests, including nucleic acid amplification/real-time polymerase chain reaction (NAAT/RT-PCR) and rapid virus antigen detection tests, look for current infection. Serology (antibody) tests are used to look for the possibility of previous infection.

Source: Michigan Disease Surveillance System (MDSS) and Vital Records.

COVID-19 Cases by County

Confirmed cases include individuals with a positive NAAT/RT-PCR test for COVID-19. Probable cases include individuals with either a positive rapid antigen detection test OR COVID-19 symptoms and an epidemiologic link to a confirmed COVID-19 case, but no diagnostic test.

Cases by County

27-808

809-3184

3185-11205

11206-117715

117716+

Michigan

Friday, May 28, 2021

Michigan (Statewide) Case Fatality Rate

2.2%

Current Totals

Case Status	Cases	Deaths
Confirmed	887,274	19,114
Probable	104,098	1,210
Total	991,372	20,324

Laboratory Testing

Test Type	Tests Performed
Diagnostic	13,682,340
Serology	614,914
Total	14,297,254

Microsoft Power BI

< 1 of 7 >

Cases by Hispanic/Latino Ethnicity

Hispanic/Latino Ethnicity	Percentage of Overall Cases by Ethnicity	Percentage of Deceased Cases by Ethnicity
Hispanic/Latino	5.32%	3.13%

PUBLIC USE DATASETS 05/28/2021

(Downloadable .xlsx files)

Cases and Deaths by County

https://www.michigan.gov/coronavirus/0,9753,7-406-98163_98173---,00.html

1/2

Hispanic/Latino Ethnicity	Percentage of Overall Cases by Ethnicity	Percentage of Deceased Cases by Ethnicity
Non-Hispanic Latino	69.80%	84.00%
Unknown	24.88%	12.87%

Totals may not add to 100% due to rounding

Cases and Deaths by County by Date of Onset of Symptoms and Date of Death

Cases by Demographics Statewide

COVID-19 Tests by County

Diagnostic Tests by Result and County

Cases by Arab Ethnicity

Arab Ethnicity	Percentage of Overall Cases by Ethnicity	Percentage of Deceased Cases by Ethnicity
Arab	2.79%	1.72%
Non-Arab	49.99%	53.65%
Unknown	47.22%	44.64%

Totals may not add to 100% due to rounding

COPYRIGHT 2021 STATE OF MICHIGAN

**MICHIGAN.GOV HOME
ADA
MICHIGAN NEWS
POLICIES**

Cumulative Total of Recovered COVID-19 Cases

Cumulative Total of Recovered COVID-19 Cases (as of 05/21/2021): 791,206

During this response, MDHHS is reviewing vital records statistics to identify any laboratory confirmed COVID-19 cases who are 30 days out from their onset of illness to represent recovery status. As the pandemic continues to impact Michigan, this pool will expand to include more cases. Recovered is defined as the number of persons with a confirmed COVID-19 diagnosis who are alive 30 days post-onset (or referral date if onset is not available). The number of persons recovered on May 21, 2021 represents COVID-19 confirmed individuals with an onset date on or prior to April 21, 2021. If an individual dies from a COVID-related cause >30 days from onset/referral, they are removed from the number of persons recovered. These numbers will be updated every Saturday.

Source: Michigan Disease Surveillance System and Vital Records

[View Cases](#)[View Deaths](#)[View Table](#)

Select Preparedness Region:

All

Select County:

All

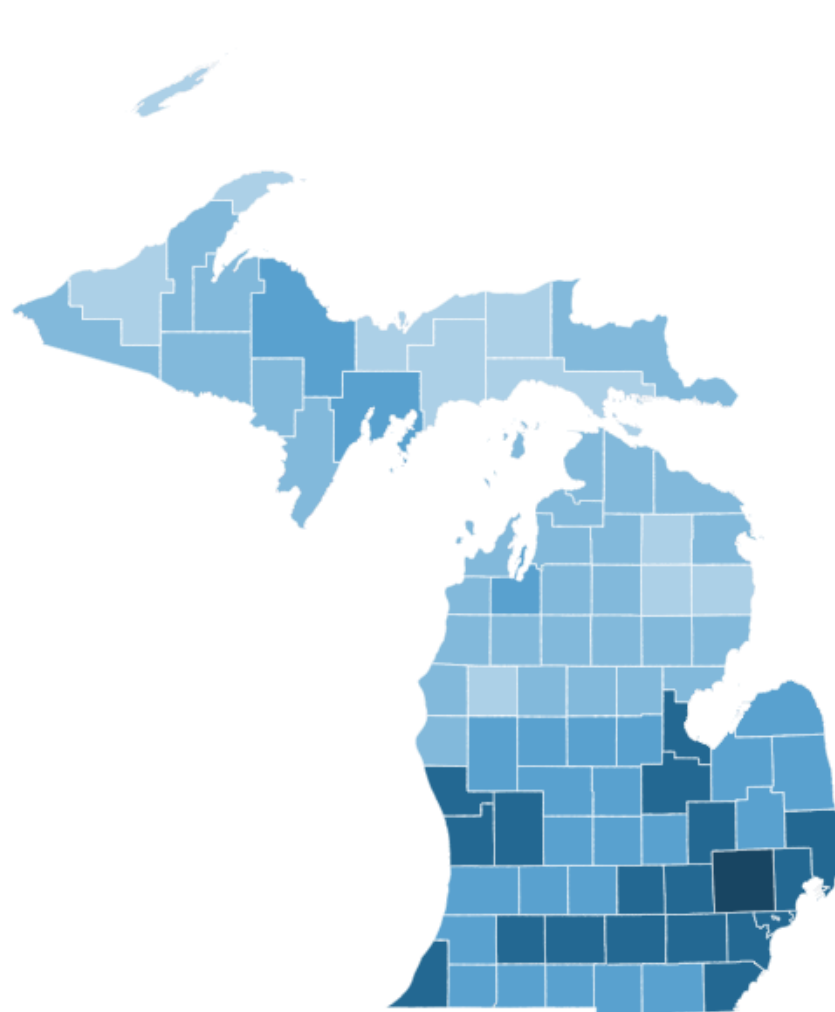
This report is provisional and subject to change. City of Detroit and Wayne County are reported separately. MDHHS began tracking probable cases April 5, 2020. FCI indicates federal correctional institute. MDOC indicates Michigan Department of Corrections. Diagnostic tests, including nucleic acid amplification/real-time polymerase chain reaction (NAAT/RT-PCR) and rapid virus antigen detection tests, look for current infection. Serology (antibody) tests are used to look for the possibility of previous infection.

Source: Michigan Disease Surveillance System (MDSS) and Vital Records.

COVID-19 Cases by County

Confirmed cases include individuals with a positive NAAT/RT-PCR test for COVID-19. Probable cases include individuals with either a positive rapid antigen detection test OR COVID-19 symptoms and an epidemiologic link to a confirmed COVID-19 case, but no diagnostic test.

Cases by County



- 27-808
- 809-3184
- 3185-11205
- 11206-117715
- 117716+

Michigan

Friday, May 28, 2021

Michigan (Statewide) Case Fatality Rate

2.2%

Current Totals

Case Status	Cases	Deaths
Confirmed	887,274	19,114
Probable	104,098	1,210
Total	991,372	20,324

Laboratory Testing

Test Type	Tests Performed
Diagnostic	13,682,340
Serology	614,914
Total	14,297,254

[View Cases](#)[View Deaths](#)[View Table](#)

Select Preparedness Region:

All

Select County:

All

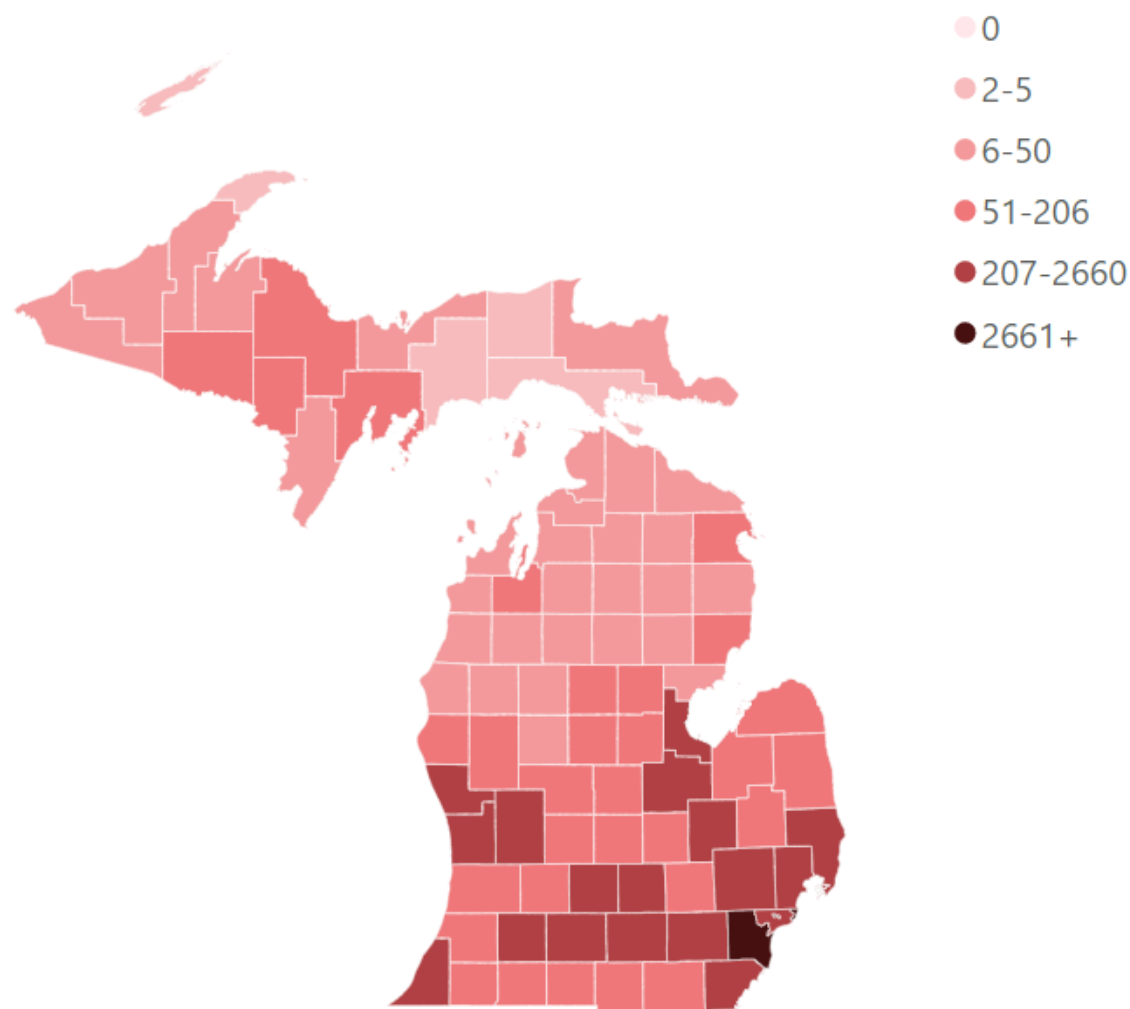
This report is provisional and subject to change. City of Detroit and Wayne County are reported separately. MDHHS began tracking probable cases April 5, 2020. FCI indicates federal correctional institute. MDOC indicates Michigan Department of Corrections. Diagnostic tests, including nucleic acid amplification/real-time polymerase chain reaction (NAAT/RT-PCR) and rapid virus antigen detection tests, look for current infection. Serology (antibody) tests are used to look for the possibility of previous infection.

Source: Michigan Disease Surveillance System (MDSS) and Vital Records.

COVID-19 Deaths by County

Confirmed deaths include individuals who had a confirmed COVID-19 infection AND are either classified as deceased during the case investigation, have COVID-19 indicated as a cause of death on their death certificate, or who die within 30 days of infection and their manner of death is listed as natural. Probable deaths include individuals who have COVID-19 indicated on their death certificate where there is no available evidence of a confirmatory test result (positive or negative).

Deaths by County



Michigan

Friday, May 28, 2021

Michigan (Statewide) Case Fatality Rate

2.2%

Current Totals

Case Status	Cases	Deaths
Confirmed	887,274	19,114
Probable	104,098	1,210
Total	991,372	20,324

Laboratory Testing

Test Type	Tests Performed
Diagnostic	13,682,340
Serology	614,914
Total	14,297,254

Cases

Deaths

View Table

Select Preparedness Region:

All



Select County:

All



Cases are shown by onset date or by lab specimen collection date if onset date was unavailable. Deaths are shown by date of death or date of last status update if date of death was unavailable. Tracking of probable cases and deaths did not begin until April 5, 2020, therefore only probable cases referred for investigation on or after April 5, 2020 are displayed (onset may have been prior).

Notes: FCI indicates federal correctional institute. MDOC indicates Michigan Department of Corrections.

Daily Cases by Status

The number of daily confirmed cases represent the total number of people who had a positive NAAT/RT-PCR test for COVID-19. Cases are shown by the date of onset of symptoms.

Filter by Date:

3/1/2020

5/28/2021

Cases by Date of Onset

Case Status ● Confirmed ● Probable

8K

6K

4K

2K

0K

Mar 2020

May 2020

Jul 2020

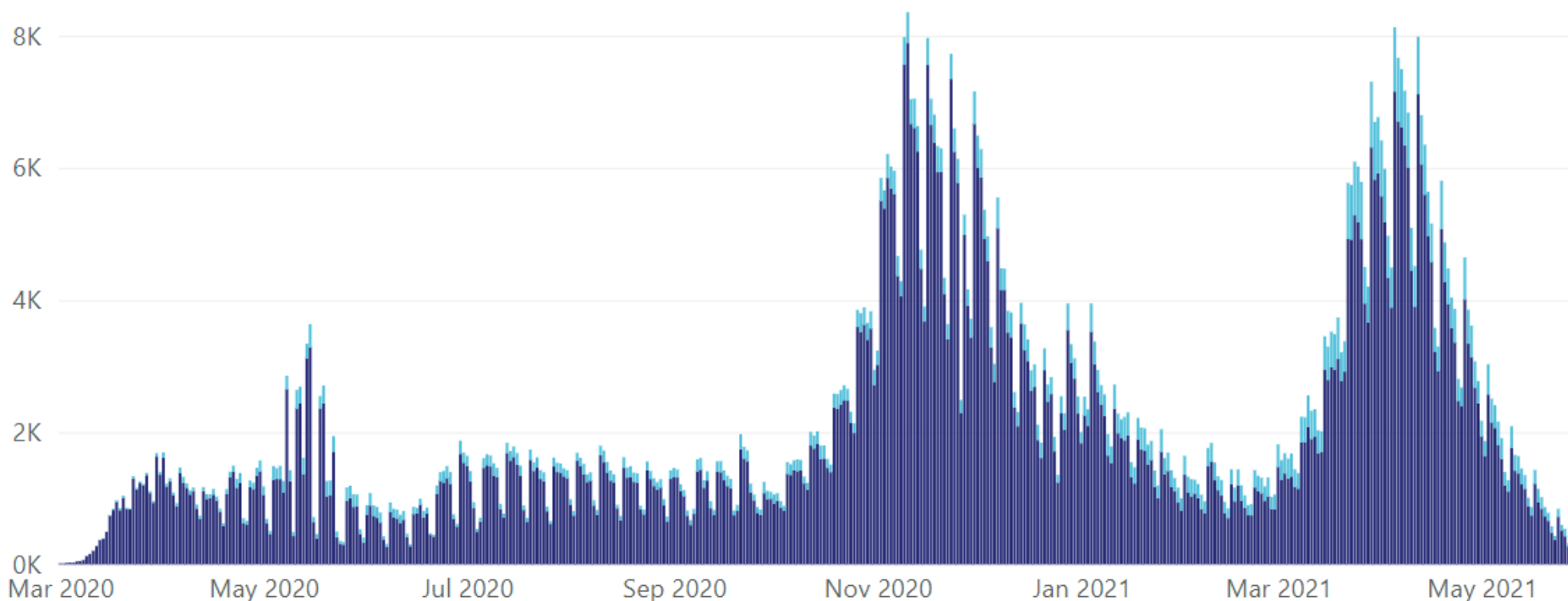
Sep 2020

Nov 2020

Jan 2021

Mar 2021

May 2021



Cases

Deaths

View Table

Select Preparedness Region:

All

Select County:

All

Cases are shown by onset date or by lab specimen collection date if onset date was unavailable. Deaths are shown by date of death or date of last status update if date of death was unavailable. Tracking of probable cases and deaths did not begin until April 5, 2020, therefore only probable cases referred for investigation on or after April 5, 2020 are displayed (onset may have been prior).

Notes: FCI indicates federal correctional institute. MDOC indicates Michigan Department of Corrections.

Daily Deaths by Status

Confirmed deaths include individuals who had a confirmed COVID-19 infection and are classified as deceased by the case investigation, have COVID-19 indicated as a cause of death on their death certificate, or who die within 30 days of infection and their manner of death is listed as natural. Data are shown by the date of death.

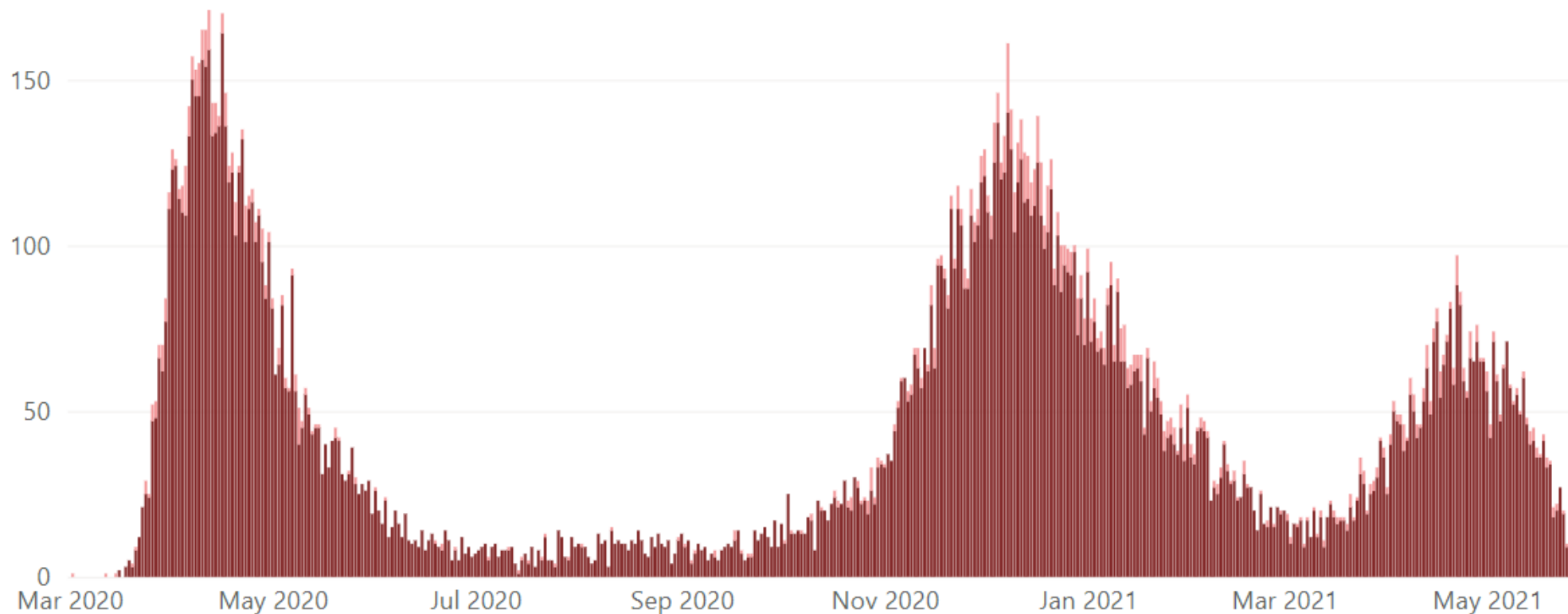
Filter by Date:

3/1/2020

5/28/2021

Deaths by Date of Death

Case Status ● Confirmed ● Probable



[View Table](#)[View Chart](#)

Select Preparedness Region:

All



Select County:

All



Cases are shown by onset date or by lab specimen collection date if onset date was unavailable. Deaths are shown by date of death or date of last status update if date of death was unavailable. Tracking of probable cases and deaths did not begin until April 5, 2020, therefore these data are not displayed by date.

Notes: FCI indicates federal correctional institute. MDOC indicates Michigan Department of Corrections.

Cumulative Confirmed Cases and Deaths among Confirmed Cases

Cumulative cases represent the total number of people who had a positive NAAT/RT-PCR test for COVID-19. Cases are shown by the date of onset of symptoms. Cumulative Deaths represent the total number of people who had a confirmed COVID-19 infection AND are either classified as deceased during the case investigation, have COVID-19 indicated as a cause of death on their death certificate, or who die within 30 days of onset and their manner of death is listed as natural. Deaths are shown by date of death.

Filter By Date:

3/1/2020

5/28/2021

Cumulative Confirmed Cases and Deaths among Confirmed Cases by Date

● Confirmed Cases ● Deaths

0.8M

0.6M

0.4M

0.2M

0.0M

Mar 2020

May 2020

Jul 2020

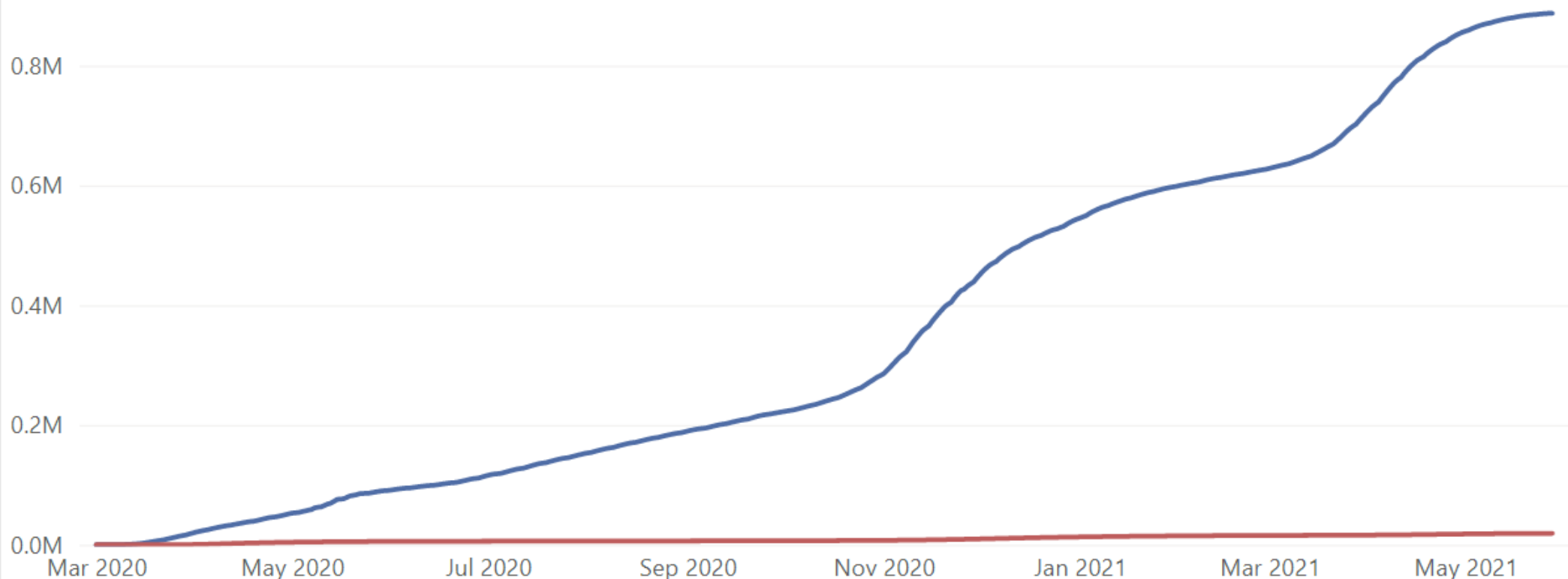
Sep 2020

Nov 2020

Jan 2021

Mar 2021

May 2021



Cases by Demographic Characteristics

Data are suppressed when the number of cases is five or below to protect the confidentiality of individuals. The sum of the cases for individual categories may be fewer than the total number of cases due to data suppression. Rates are not calculated for multiple races, other, and unknown race categories due to the unavailability of an appropriate denominator.

Cases

Deaths

Select case status:

- Confirmed
- Probable

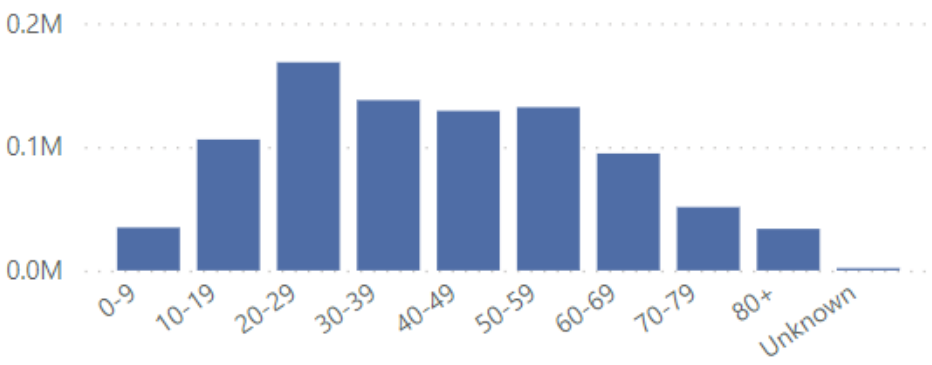
Select Preparedness Region:

All

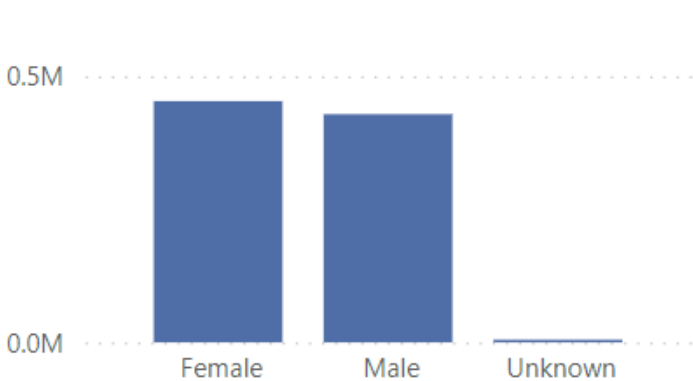
Select county:

All

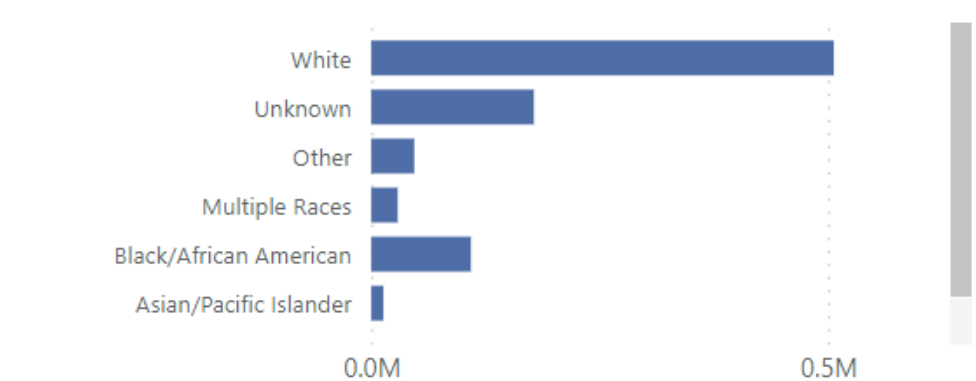
Cases by Age Group



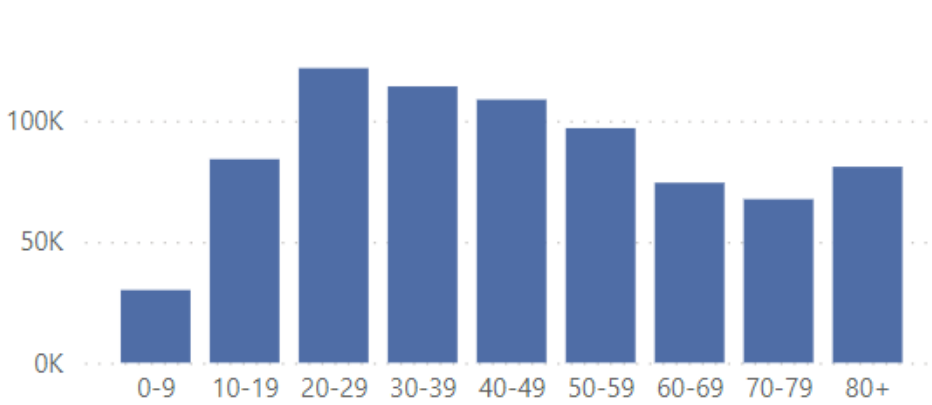
Cases by Sex



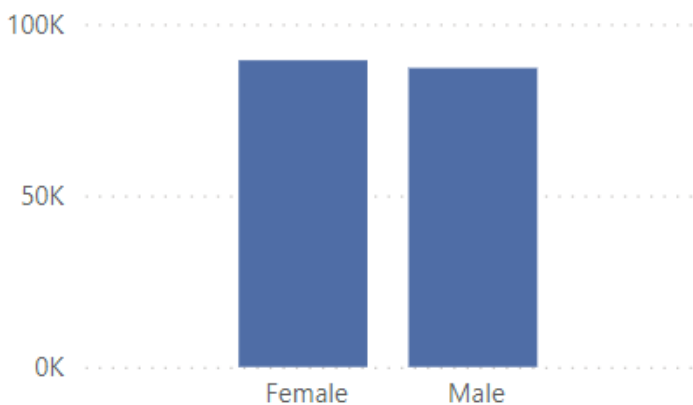
Cases by Race



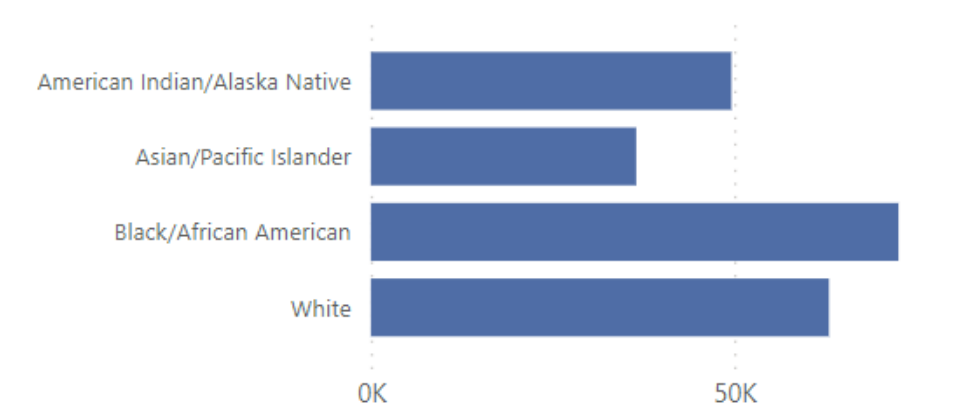
Cases per Million by Age Group



Cases per Million by Sex



Cases per Million by Race



Cases by Demographic Characteristics

Data are suppressed when the number of cases is five or below to protect the confidentiality of individuals. The sum of the cases for individual categories may be fewer than the total number of cases due to data suppression. Rates are not calculated for multiple races, other, and unknown race categories due to the unavailability of an appropriate denominator.

Cases

Deaths

Select case status:

- Confirmed
- Probable

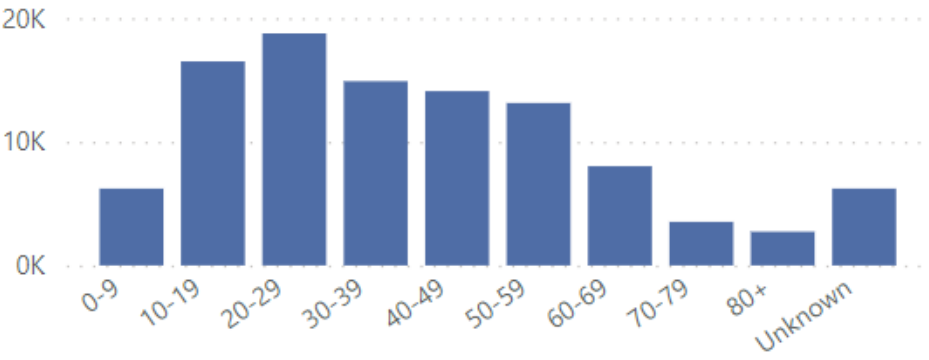
Select Preparedness Region:

All

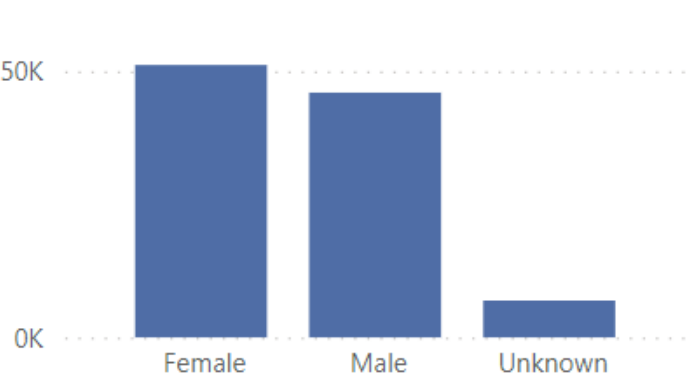
Select county:

All

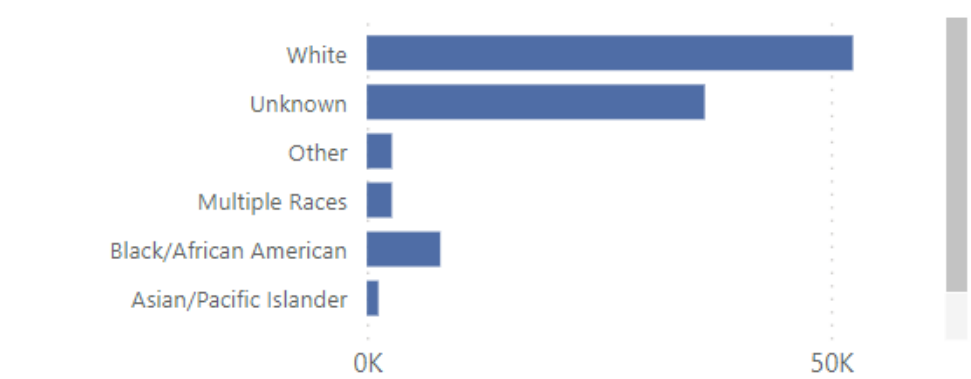
Cases by Age Group



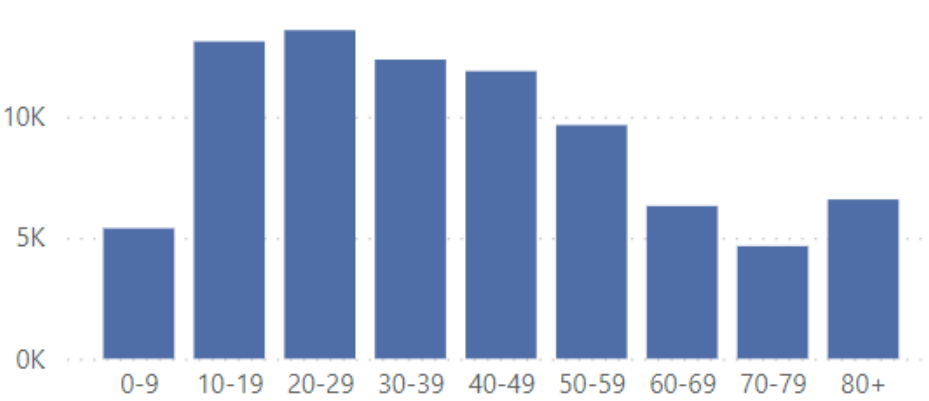
Cases by Sex



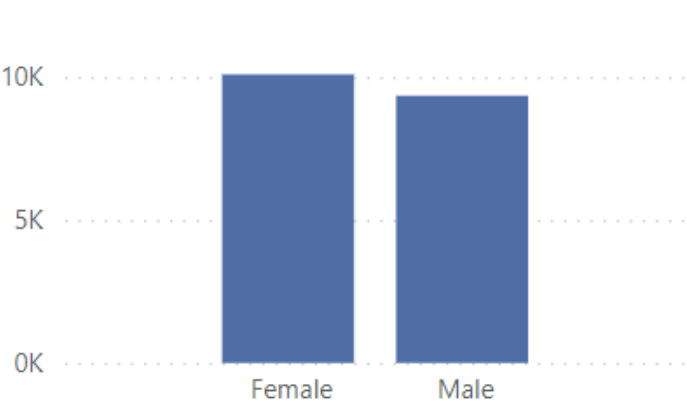
Cases by Race



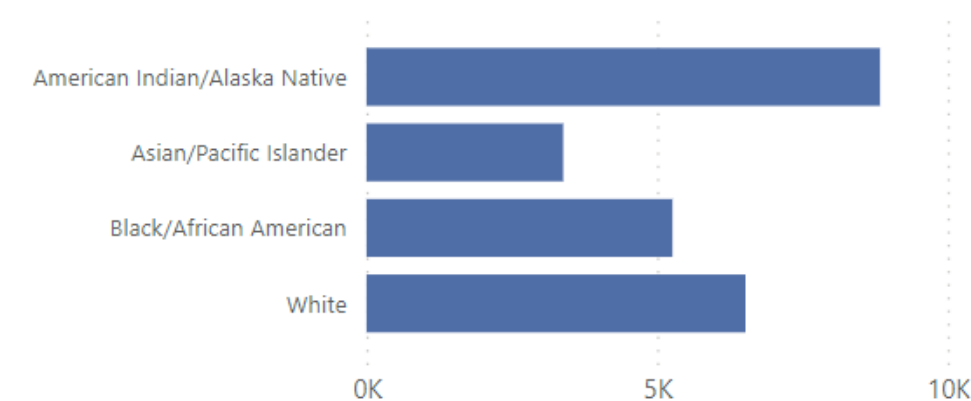
Cases per Million by Age Group



Cases per Million by Sex



Cases per Million by Race



Deaths by Demographic Characteristics

Data are suppressed when the number of deaths is five or below to protect the confidentiality of individuals. The sum of the deaths for individual categories may be fewer than the total number of deaths due to data suppression. Rates are not calculated for multiple races, other, and unknown race categories due to the unavailability of an appropriate denominator.

Cases

Deaths

Select case status:

- ☒ Confirmed
☐ Probable

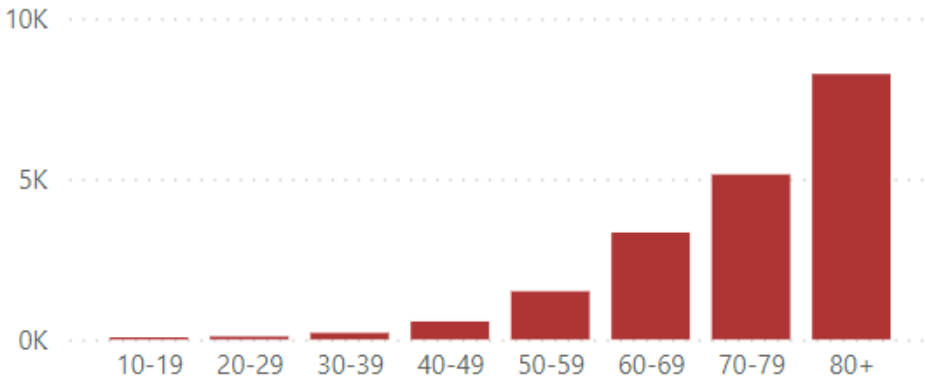
Select Preparedness Region:

All

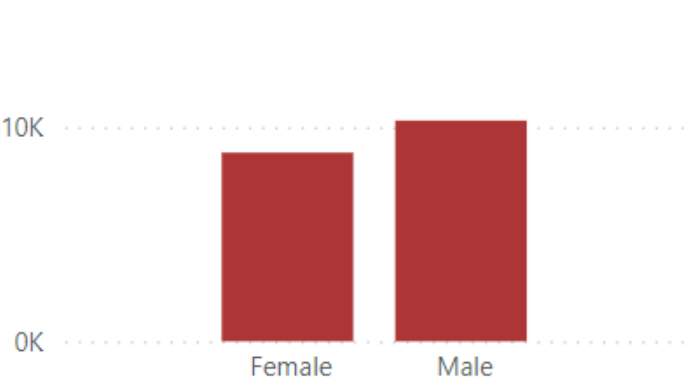
Select county:

All

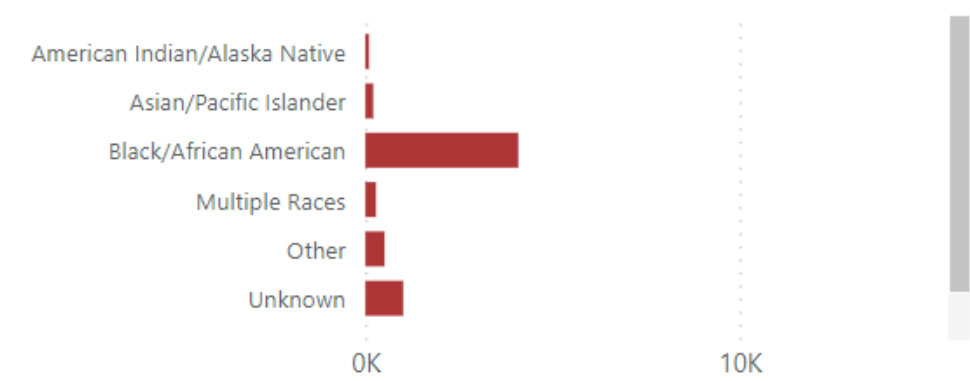
Deaths by Age Group



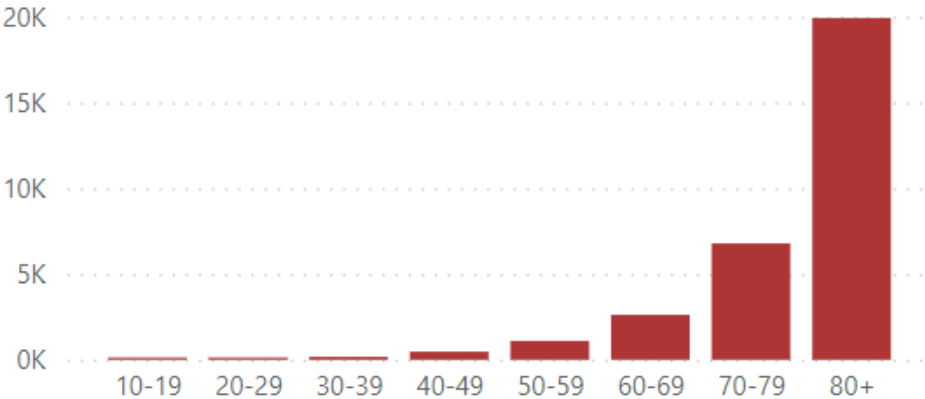
Deaths by Sex



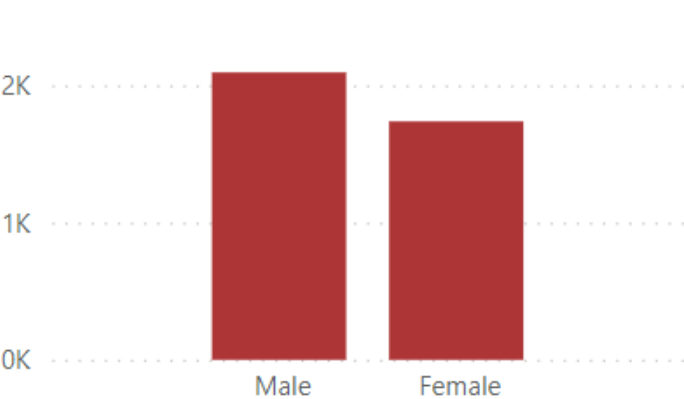
Deaths by Race



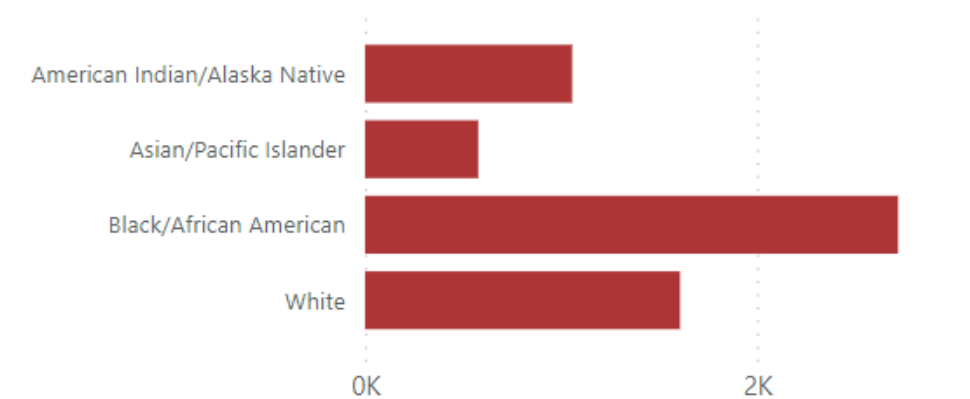
Deaths per Million by Age Group



Deaths per Million by Sex



Deaths per Million by Race



Deaths by Demographic Characteristics

Data are suppressed when the number of deaths is five or below to protect the confidentiality of individuals. The sum of the deaths for individual categories may be fewer than the total number of deaths due to data suppression. Rates are not calculated for multiple races, other, and unknown race categories due to the unavailability of an appropriate denominator.

Cases

Deaths

Select case status:

- ☐ Confirmed
☒ Probable

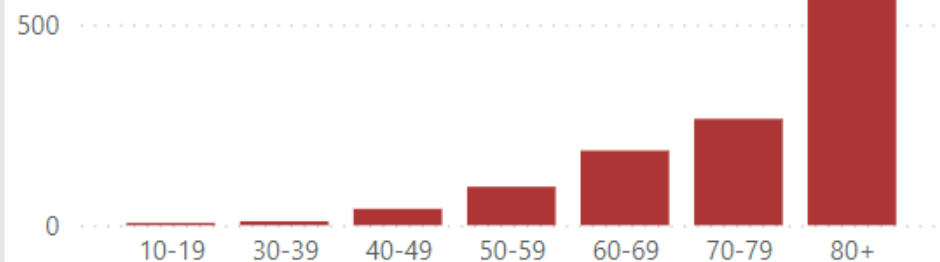
Select Preparedness Region:

All

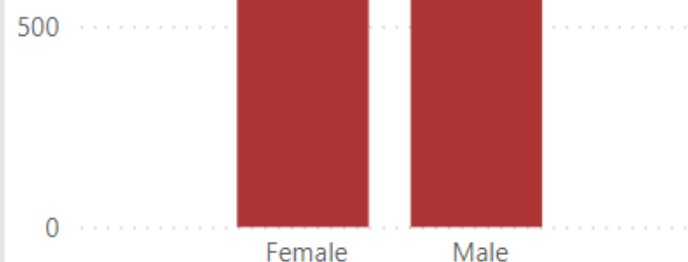
Select county:

All

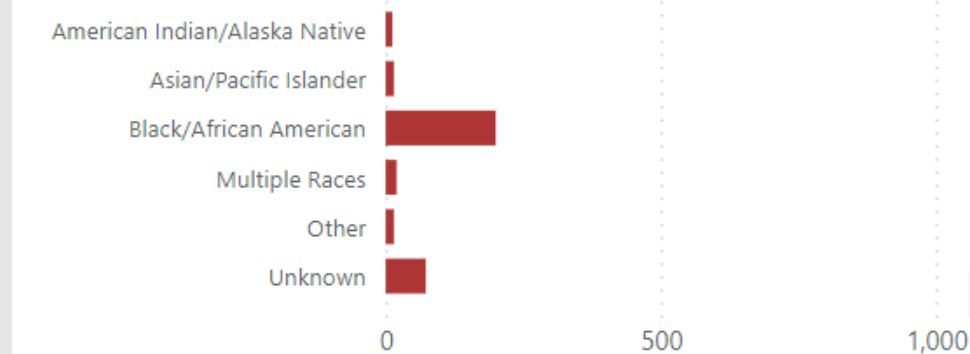
Deaths by Age Group



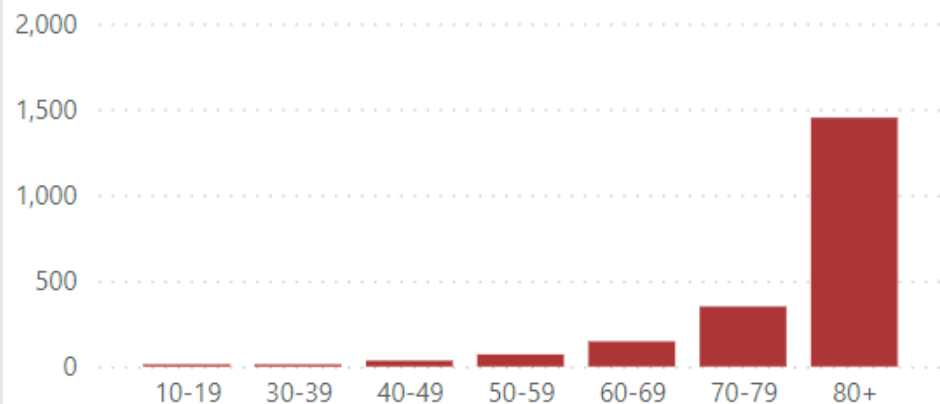
Deaths by Sex



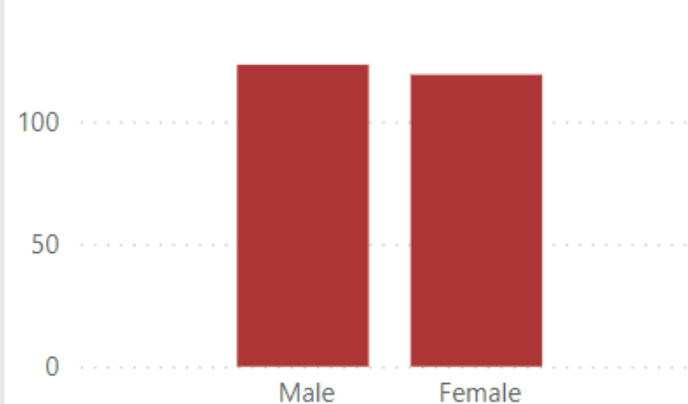
Deaths by Race



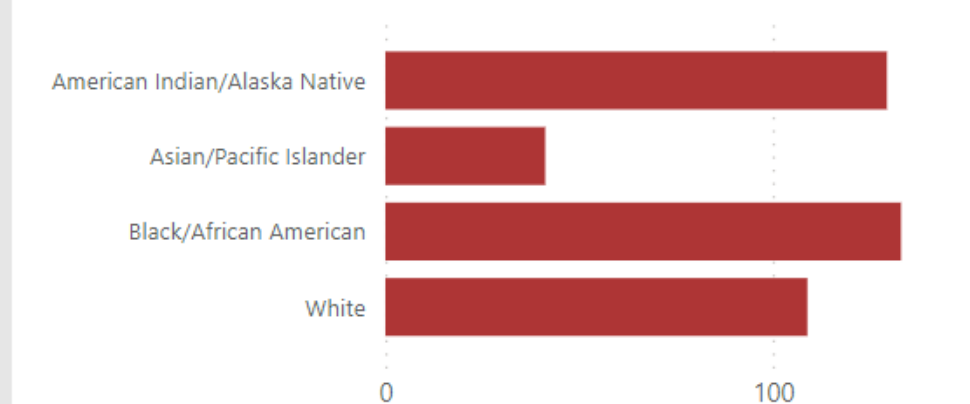
Deaths per Million by Age Group



Deaths per Million by Sex



Deaths per Million by Race



[View Table](#)[View Charts](#)

Select Preparedness Region:

All

Select County:

All

Diagnostic tests are used to find current infection and look for genes or proteins from the severe acute respiratory syndrome coronavirus 2 (SARS-CoV-2), the virus that causes COVID-19. These tests, which are performed as nasal swabs, include: Nucleic acid amplification test/real-time polymerase chain reaction (NAAT/RT-PCR) test and rapid virus antigen detection tests.

Serology tests are used to look for the possibility of previous infection. Serology tests look for antibodies to SARS-CoV-2 in the blood. There are currently two types of serology tests: the enzyme-linked immunosorbent assay (ELISA) test and the rapid antibody detection test. Serology tests do not diagnose disease and do not guarantee immunity, but might provide information about previous infection.

Total Covid-19 Laboratory Tests

Total testing includes both diagnostic tests which are used to determine if an individual currently has COVID-19 and serology testing which is used to determine if a person has antibodies to Covid-19.

Filter by Date:

3/10/2020

5/26/2021

Total Laboratory Tests by Type and Date

Test Type ● Diagnostic ● Serology

100K

50K

0K

May 2020

Jul 2020

Sep 2020

Nov 2020

Jan 2021

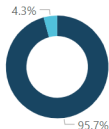
Mar 2021

May 2021

Total Tests Completed to Date

Test Type	Count	Tests per Million Residents
Diagnostic	13,706,868	1,371,904
Serology	615,928	61,647
Total	14,322,796	1,433,551

Percent of Tests Completed by Type



Test Type

● Diagnostic

● Serology

Where does the data come from?

The State of Michigan COVID-19 Dashboard displays the most recent provisional data reported to the Michigan Department of Health and Humans Services (MDHHS) about cases in Michigan by selected demographics and county of residence (City of Detroit and Wayne County are reported separately). Data are reported to MDHHS via the [Michigan Disease Surveillance System \(MDSS\)](#). Provisional Death data are provided by the MDHHS Division for [Vital Records & Health Statistics](#).

How does MDHHS classify confirmed and probable cases?

Confirmed cases only include individuals who have had a positive diagnostic laboratory test for COVID-19. Probable cases include individuals who have symptoms consistent with COVID-19 and an epidemiologic link to a confirmed case or a positive serology (antibody) test, but do not have a positive diagnostic laboratory test for COVID-19 and individuals with a positive serology (antibody) test for COVID-19 and an epidemiologic link to a confirmed case.

How does MDHHS classify confirmed and probable deaths?

Confirmed deaths include individuals who meet one or more of the following conditions: 1) Have been identified as a confirmed case and classified as deceased as a result of a case investigation in the Michigan Disease Surveillance System (MDSS). MDSS is the database used by state and local health department to monitor reportable diseases like COVID-19; 2) have been identified as a confirmed case in MDSS had have a death certificate with COVID-19 listed as a cause of death; 3) have been identified as a confirmed case in MDSS and die within 30 days of onset of COVID-19 infection and have a death certificate which classifies their manner death as 'natural'. Probable deaths include individuals who have COVID indicated as a cause of death on their death certificate but have not had a positive diagnostic laboratory test.

Why do the number of probable cases fluctuate?

The number of probable cases can change daily based on the investigation efforts of the health department. When a probable case is first reported, local and/or state health department staff investigate to determine if the person meets the case definition of probable. As additional information is gathered, the case could be re-classified to confirmed, remain as probable, or be determined as not a case.

Why do data in the demographics tab not sum to the total number of cases for a county or region?

Data are not shown whenever the number of cases for a particular demographic category is fewer than six to protect the confidentiality of individuals. Rates are not calculated for other, multiple, and unknown race because an appropriate population denominator is not available for these categories at the county level.

Where can I get more information about COVID-19?

Visit <https://www.michigan.gov/coronavirus> to find information on resources and assistance, answers to frequently asked questions, and the latest updates on Michigan's response to COVID-19. For COVID-19 updates from CDC visit <https://www.cdc.gov/coronavirus/2019-ncov>.

PUBLIC USE DATASETS

Cases and Deaths by County

README

Includes total cases and deaths to date by case status (confirmed or probable) and county. County is based on the county of residence.

Confirmed cases only include individuals who have had a positive diagnostic laboratory test for COVID-19.

Probable cases include individuals who have symptoms consistent with COVID-19 and an epidemiologic link to a confirmed case or a positive serology (antibody) test, but do not have a positive diagnostic laboratory test for COVID-19 and individuals with a positive serology (antibody) test for COVID-19 and an epidemiologic link to a confirmed case.

Confirmed deaths include individuals who meet one or more of the following conditions: 1) Have been identified as a confirmed case and classified as deceased as a result of a case investigation in the Michigan Disease Surveillance System (MDSS). MDSS is the database used by state and local health department to monitor reportable diseases like COVID-19; 2) have been identified as a confirmed case in MDSS had have a death certificate with COVID-19 listed as a cause of death; 3) have been identified as a confirmed case in MDSS and die within 30 days of onset of COVID-19 infection and have a death certificate which classifies their manner death as 'natural'.

Probable deaths include individuals who have COVID indicated as a cause of death on their death certificate but have not had a positive diagnostic laboratory test.

The number of probable cases can change daily based on information obtained through the health department investigation. Probable cases can be re-classified as a confirmed case or determined to not be a case.

CASES AND DEATHS BY COUNTY 2021-05-28

Updated	COUNTY	ConfirmedCases	ConfirmedDeaths	ProbableCases	ProbableDeaths
2021/05/28 13:15:34	Alcona	606	27	132	5
2021/05/28 13:15:34	Alger	321	2	194	4
2021/05/28 13:15:34	Allegan	9927	124	1146	23
2021/05/28 13:15:34	Alpena	1814	59	443	1
2021/05/28 13:15:34	Antrim	1294	22	329	6
2021/05/28 13:15:34	Arenac	1083	29	117	0
2021/05/28 13:15:34	Baraga	684	37	126	0
2021/05/28 13:15:34	Barry	5324	63	592	4
2021/05/28 13:15:34	Bay	10533	332	673	14
2021/05/28 13:15:34	Benzie	1056	34	217	1
2021/05/28 13:15:34	Berrien	13819	267	1558	19
2021/05/28 13:15:34	Branch	4361	92	439	4
2021/05/28 13:15:34	Calhoun	12259	280	2130	18
2021/05/28 13:15:34	Cass	4759	71	680	5
2021/05/28 13:15:34	Charlevoix	1287	21	372	0
2021/05/28 13:15:34	Cheboygan	1589	44	332	1
2021/05/28 13:15:34	Chippewa	1077	28	1393	5
2021/05/28 13:15:34	Clare	2035	80	419	1
2021/05/28 13:15:34	Clinton	5988	83	1587	6
2021/05/28 13:15:34	Crawford	917	14	74	0
2021/05/28 13:15:34	Delta	3337	75	689	19
2021/05/28 13:15:34	Dickinson	2396	59	336	15
2021/05/28 13:15:34	Eaton	8823	199	1267	9
2021/05/28 13:15:34	Emmet	1903	41	461	1
2021/05/28 13:15:34	Genesee	33405	883	8151	64
2021/05/28 13:15:34	Gladwin	1908	55	388	4
2021/05/28 13:15:34	Gogebic	1038	22	362	28
2021/05/28 13:15:34	Grand Traverse	5619	83	815	13
2021/05/28 13:15:34	Gratiot	3210	116	847	4
2021/05/28 13:15:34	Hillsdale	3987	89	393	3
2021/05/28 13:15:34	Houghton	2520	34	606	8
2021/05/28 13:15:34	Huron	3046	73	1028	6
2021/05/28 13:15:34	Ingham	22561	372	2148	8
2021/05/28 13:15:34	Ionia	6148	77	91	3
2021/05/28 13:15:34	Iosco	1793	69	197	5
2021/05/28 13:15:34	Iron	983	42	69	9
2021/05/28 13:15:34	Isabella	5367	91	932	5
2021/05/28 13:15:34	Jackson	14641	270	1088	7
2021/05/28 13:15:34	Kalamazoo	20092	354	2868	40
2021/05/28 13:15:34	Kalkaska	1041	23	76	0
2021/05/28 13:15:34	Kent	67971	775	4704	63
2021/05/28 13:15:34	Keweenaw	144	1	32	1
2021/05/28 13:15:34	Lake	582	14	46	1

2021/05/28 13:15:34	Lapeer	7811	195	1373	2
2021/05/28 13:15:34	Leelanau	1020	18	218	0
2021/05/28 13:15:34	Lenawee	8613	157	697	5
2021/05/28 13:15:34	Livingston	14659	173	1953	13
2021/05/28 13:15:34	Luce	218	3	252	1
2021/05/28 13:15:34	Mackinac	452	3	252	0
2021/05/28 13:15:34	Macomb	91453	2291	8102	124
2021/05/28 13:15:34	Manistee	1108	19	86	3
2021/05/28 13:15:34	Marquette	4247	60	819	1
2021/05/28 13:15:34	Mason	1998	36	128	0
2021/05/28 13:15:34	Mecosta	3006	31	179	1
2021/05/28 13:15:34	Menominee	1788	41	325	2
2021/05/28 13:15:34	Midland	6793	87	712	3
2021/05/28 13:15:34	Missaukee	1253	18	245	8
2021/05/28 13:15:34	Monroe	12757	238	2557	22
2021/05/28 13:15:34	Montcalm	5411	109	586	2
2021/05/28 13:15:34	Montmorency	517	19	92	1
2021/05/28 13:15:34	Muskegon	15523	347	549	8
2021/05/28 13:15:34	Newaygo	4496	64	337	2
2021/05/28 13:15:34	Oakland	101453	2219	16263	131
2021/05/28 13:15:34	Oceana	2606	58	141	2
2021/05/28 13:15:34	Ogemaw	1457	42	271	1
2021/05/28 13:15:34	Ontonagon	417	20	59	1
2021/05/28 13:15:34	Osceola	1681	30	262	0
2021/05/28 13:15:34	Oscoda	570	27	104	2
2021/05/28 13:15:34	Otsego	1916	35	410	5
2021/05/28 13:15:34	Ottawa	30209	377	2429	46
2021/05/28 13:15:34	Presque Isle	891	33	160	1
2021/05/28 13:15:34	Roscommon	1610	48	272	2
2021/05/28 13:15:34	Saginaw	19837	581	1355	19
2021/05/28 13:15:34	Sanilac	3722	111	524	8
2021/05/28 13:15:34	Schoolcraft	350	4	83	1
2021/05/28 13:15:34	Shiawassee	5699	102	696	2
2021/05/28 13:15:34	St Clair	15289	414	3044	20
2021/05/28 13:15:34	St Joseph	5446	92	739	6
2021/05/28 13:15:34	Tuscola	4867	163	779	12
2021/05/28 13:15:34	Van Buren	6617	115	462	13
2021/05/28 13:15:34	Washtenaw	23979	286	2390	7
2021/05/28 13:15:34	Wayne	100927	2508	8341	153
2021/05/28 13:15:34	Wexford	2537	43	346	4
2021/05/28 13:15:34	MDOC	26031	147	846	3
2021/05/28 13:15:34	FCI	311	5	5	0
2021/05/28 13:15:34	Out-of-State	1634	13	129	2
2021/05/28 13:15:34	Unknown	10	0	18	0
2021/05/28 13:15:34	Detroit City	50837	2206	3961	138

PUBLIC USE DATASETS

Cases by Demographics Statewide

README

Includes the total number of confirmed and probable cases and confirmed and probable deaths to date by demographic characteristics

Confirmed cases only include individuals who have had a positive diagnostic laboratory test for COVID-19.

Probable cases include individuals who have symptoms consistent with COVID-19 and an epidemiologic link to a confirmed case or a positive serology (antibody) test, but do not have a positive diagnostic laboratory test for COVID-19 and individuals with a positive serology (antibody) test for COVID-19 and an epidemiologic link to a confirmed case.

Confirmed deaths include individuals who meet one or more of the following conditions: 1) Have been identified as a confirmed case and classified as deceased as a result of a case investigation in the Michigan Disease Surveillance System (MDSS). MDSS is the database used by state and local health department to monitor reportable diseases like COVID-19; 2) have been identified as a confirmed case in MDSS had have a death certificate with COVID-19 listed as a cause of death; 3) have been identified as a confirmed case in MDSS and die within 30 days of onset of COVID-19 infection and have a death certificate which classifies their manner death as 'natural'.

Probable deaths include individuals who have COVID indicated as a cause of death on their death certificate but have not had a positive diagnostic laboratory test.

The number of probable cases can change daily based on information obtained through the health department investigation. Probable cases can be re-classified as a confirmed case or determined to not be a case.

Data is suppressed when the number of cases or deaths in a single category is between one and five to protect the confidentiality of individuals.

CASES BY DEMOGRAPHICS STATEWIDE 2021-05-28

CASE_STATUS	AgeCat	RaceCat	SEX	Cases	Deaths
Confirmed	0-9	American Indian/Alaska Native	Female	139	0
Confirmed	10-19	American Indian/Alaska Native	Female	338	0
Confirmed	20-29	American Indian/Alaska Native	Female	501	0
Confirmed	30-39	American Indian/Alaska Native	Female	382	Suppressed
Confirmed	40-49	American Indian/Alaska Native	Female	352	Suppressed
Confirmed	50-59	American Indian/Alaska Native	Female	336	Suppressed
Confirmed	60-69	American Indian/Alaska Native	Female	215	10
Confirmed	70-79	American Indian/Alaska Native	Female	103	10
Confirmed	80+	American Indian/Alaska Native	Female	43	10
Confirmed	Unknown	American Indian/Alaska Native	Female	Suppressed	0
Confirmed	0-9	Asian/Pacific Islander	Female	262	0
Confirmed	10-19	Asian/Pacific Islander	Female	811	0
Confirmed	20-29	Asian/Pacific Islander	Female	1451	0
Confirmed	30-39	Asian/Pacific Islander	Female	1264	Suppressed
Confirmed	40-49	Asian/Pacific Islander	Female	1092	Suppressed
Confirmed	50-59	Asian/Pacific Islander	Female	884	7
Confirmed	60-69	Asian/Pacific Islander	Female	469	10
Confirmed	70-79	Asian/Pacific Islander	Female	238	27
Confirmed	80+	Asian/Pacific Islander	Female	144	36
Confirmed	Unknown	Asian/Pacific Islander	Female	0	0
Confirmed	0-9	Black/African American	Female	2503	Suppressed
Confirmed	10-19	Black/African American	Female	5497	Suppressed
Confirmed	20-29	Black/African American	Female	11479	18
Confirmed	30-39	Black/African American	Female	10150	29
Confirmed	40-49	Black/African American	Female	8236	82
Confirmed	50-59	Black/African American	Female	6996	198
Confirmed	60-69	Black/African American	Female	5508	411
Confirmed	70-79	Black/African American	Female	3064	520
Confirmed	80+	Black/African American	Female	1971	658
Confirmed	Unknown	Black/African American	Female	19	0
Confirmed	0-9	Multiple Races	Female	765	0
Confirmed	10-19	Multiple Races	Female	2260	Suppressed
Confirmed	20-29	Multiple Races	Female	2950	0
Confirmed	30-39	Multiple Races	Female	2149	0
Confirmed	40-49	Multiple Races	Female	2152	Suppressed
Confirmed	50-59	Multiple Races	Female	2188	10
Confirmed	60-69	Multiple Races	Female	1571	17
Confirmed	70-79	Multiple Races	Female	849	33
Confirmed	80+	Multiple Races	Female	538	65
Confirmed	Unknown	Multiple Races	Female	12	0
Confirmed	0-9	Other	Female	1296	Suppressed
Confirmed	10-19	Other	Female	3202	Suppressed
Confirmed	20-29	Other	Female	5029	0
Confirmed	30-39	Other	Female	3919	Suppressed
Confirmed	40-49	Other	Female	3606	8
Confirmed	50-59	Other	Female	2809	23
Confirmed	60-69	Other	Female	1712	49

Confirmed	70-79	Other	Female	823	46
Confirmed	80+	Other	Female	561	87
Confirmed	Unknown	Other	Female	10	0
Confirmed	0-9	Unknown	Female	2689	0
Confirmed	10-19	Unknown	Female	9725	0
Confirmed	20-29	Unknown	Female	17707	Suppressed
Confirmed	30-39	Unknown	Female	14390	Suppressed
Confirmed	40-49	Unknown	Female	14351	18
Confirmed	50-59	Unknown	Female	14700	27
Confirmed	60-69	Unknown	Female	8551	75
Confirmed	70-79	Unknown	Female	3770	108
Confirmed	80+	Unknown	Female	2621	262
Confirmed	Unknown	Unknown	Female	120	0
Confirmed	0-9	White	Female	8980	0
Confirmed	10-19	White	Female	32271	Suppressed
Confirmed	20-29	White	Female	48070	20
Confirmed	30-39	White	Female	37859	35
Confirmed	40-49	White	Female	36066	94
Confirmed	50-59	White	Female	37899	303
Confirmed	60-69	White	Female	28897	726
Confirmed	70-79	White	Female	17325	1368
Confirmed	80+	White	Female	14432	3370
Confirmed	Unknown	White	Female	113	0
Confirmed	0-9	American Indian/Alaska Native	Male	136	0
Confirmed	10-19	American Indian/Alaska Native	Male	343	0
Confirmed	20-29	American Indian/Alaska Native	Male	405	0
Confirmed	30-39	American Indian/Alaska Native	Male	349	Suppressed
Confirmed	40-49	American Indian/Alaska Native	Male	331	Suppressed
Confirmed	50-59	American Indian/Alaska Native	Male	266	Suppressed
Confirmed	60-69	American Indian/Alaska Native	Male	214	30
Confirmed	70-79	American Indian/Alaska Native	Male	93	15
Confirmed	80+	American Indian/Alaska Native	Male	36	9
Confirmed	Unknown	American Indian/Alaska Native	Male	0	0
Confirmed	0-9	Asian/Pacific Islander	Male	328	0
Confirmed	10-19	Asian/Pacific Islander	Male	820	0
Confirmed	20-29	Asian/Pacific Islander	Male	1659	Suppressed
Confirmed	30-39	Asian/Pacific Islander	Male	1239	Suppressed
Confirmed	40-49	Asian/Pacific Islander	Male	941	Suppressed
Confirmed	50-59	Asian/Pacific Islander	Male	835	6
Confirmed	60-69	Asian/Pacific Islander	Male	487	31
Confirmed	70-79	Asian/Pacific Islander	Male	211	44
Confirmed	80+	Asian/Pacific Islander	Male	105	34
Confirmed	Unknown	Asian/Pacific Islander	Male	Suppressed	0
Confirmed	0-9	Black/African American	Male	2548	0
Confirmed	10-19	Black/African American	Male	4901	Suppressed
Confirmed	20-29	Black/African American	Male	10368	20
Confirmed	30-39	Black/African American	Male	9886	50
Confirmed	40-49	Black/African American	Male	8454	126
Confirmed	50-59	Black/African American	Male	7651	312
Confirmed	60-69	Black/African American	Male	5472	551

Confirmed	70-79	Black/African American	Male	2738	654
Confirmed	80+	Black/African American	Male	1126	453
Confirmed	Unknown	Black/African American	Male	8	0
Confirmed	0-9	Multiple Races	Male	813	Suppressed
Confirmed	10-19	Multiple Races	Male	2214	0
Confirmed	20-29	Multiple Races	Male	2515	0
Confirmed	30-39	Multiple Races	Male	1770	Suppressed
Confirmed	40-49	Multiple Races	Male	1718	6
Confirmed	50-59	Multiple Races	Male	1729	11
Confirmed	60-69	Multiple Races	Male	1478	40
Confirmed	70-79	Multiple Races	Male	785	42
Confirmed	80+	Multiple Races	Male	329	52
Confirmed	Unknown	Multiple Races	Male	8	0
Confirmed	0-9	Other	Male	1350	0
Confirmed	10-19	Other	Male	3239	0
Confirmed	20-29	Other	Male	5183	Suppressed
Confirmed	30-39	Other	Male	4075	Suppressed
Confirmed	40-49	Other	Male	3852	24
Confirmed	50-59	Other	Male	3201	36
Confirmed	60-69	Other	Male	1827	82
Confirmed	70-79	Other	Male	778	77
Confirmed	80+	Other	Male	333	69
Confirmed	Unknown	Other	Male	8	0
Confirmed	0-9	Unknown	Male	2844	0
Confirmed	10-19	Unknown	Male	9217	0
Confirmed	20-29	Unknown	Male	18158	Suppressed
Confirmed	30-39	Unknown	Male	14955	13
Confirmed	40-49	Unknown	Male	13756	29
Confirmed	50-59	Unknown	Male	14551	53
Confirmed	60-69	Unknown	Male	8339	97
Confirmed	70-79	Unknown	Male	3153	149
Confirmed	80+	Unknown	Male	1454	170
Confirmed	Unknown	Unknown	Male	139	0
Confirmed	0-9	White	Male	9795	0
Confirmed	10-19	White	Male	30466	Suppressed
Confirmed	20-29	White	Male	41717	29
Confirmed	30-39	White	Male	34422	56
Confirmed	40-49	White	Male	33263	160
Confirmed	50-59	White	Male	37126	506
Confirmed	60-69	White	Male	29410	1203
Confirmed	70-79	White	Male	17048	2046
Confirmed	80+	White	Male	9785	2990
Confirmed	Unknown	White	Male	87	0
Confirmed	0-9	American Indian/Alaska Native	Unknown	Suppressed	0
Confirmed	10-19	American Indian/Alaska Native	Unknown	Suppressed	0
Confirmed	20-29	American Indian/Alaska Native	Unknown	Suppressed	0
Confirmed	30-39	American Indian/Alaska Native	Unknown	Suppressed	0
Confirmed	40-49	American Indian/Alaska Native	Unknown	0	0
Confirmed	50-59	American Indian/Alaska Native	Unknown	Suppressed	0
Confirmed	60-69	American Indian/Alaska Native	Unknown	Suppressed	0

Confirmed	70-79	American Indian/Alaska Native	Unknown	Suppressed	0
Confirmed	80+	American Indian/Alaska Native	Unknown	0	0
Confirmed	Unknown	American Indian/Alaska Native	Unknown	0	0
Confirmed	0-9	Asian/Pacific Islander	Unknown	0	0
Confirmed	10-19	Asian/Pacific Islander	Unknown	7	0
Confirmed	20-29	Asian/Pacific Islander	Unknown	8	0
Confirmed	30-39	Asian/Pacific Islander	Unknown	Suppressed	0
Confirmed	40-49	Asian/Pacific Islander	Unknown	Suppressed	0
Confirmed	50-59	Asian/Pacific Islander	Unknown	Suppressed	0
Confirmed	60-69	Asian/Pacific Islander	Unknown	Suppressed	0
Confirmed	70-79	Asian/Pacific Islander	Unknown	0	0
Confirmed	80+	Asian/Pacific Islander	Unknown	0	0
Confirmed	Unknown	Asian/Pacific Islander	Unknown	0	0
Confirmed	0-9	Black/African American	Unknown	Suppressed	0
Confirmed	10-19	Black/African American	Unknown	22	0
Confirmed	20-29	Black/African American	Unknown	121	0
Confirmed	30-39	Black/African American	Unknown	110	0
Confirmed	40-49	Black/African American	Unknown	118	0
Confirmed	50-59	Black/African American	Unknown	92	0
Confirmed	60-69	Black/African American	Unknown	40	0
Confirmed	70-79	Black/African American	Unknown	11	0
Confirmed	80+	Black/African American	Unknown	Suppressed	0
Confirmed	Unknown	Black/African American	Unknown	Suppressed	0
Confirmed	0-9	Multiple Races	Unknown	8	0
Confirmed	10-19	Multiple Races	Unknown	15	0
Confirmed	20-29	Multiple Races	Unknown	23	0
Confirmed	30-39	Multiple Races	Unknown	16	0
Confirmed	40-49	Multiple Races	Unknown	18	0
Confirmed	50-59	Multiple Races	Unknown	12	0
Confirmed	60-69	Multiple Races	Unknown	15	0
Confirmed	70-79	Multiple Races	Unknown	6	0
Confirmed	80+	Multiple Races	Unknown	Suppressed	0
Confirmed	Unknown	Multiple Races	Unknown	Suppressed	0
Confirmed	0-9	Other	Unknown	19	0
Confirmed	10-19	Other	Unknown	21	0
Confirmed	20-29	Other	Unknown	49	0
Confirmed	30-39	Other	Unknown	41	0
Confirmed	40-49	Other	Unknown	64	0
Confirmed	50-59	Other	Unknown	36	0
Confirmed	60-69	Other	Unknown	18	0
Confirmed	70-79	Other	Unknown	Suppressed	0
Confirmed	80+	Other	Unknown	10	0
Confirmed	Unknown	Other	Unknown	Suppressed	0
Confirmed	0-9	Unknown	Unknown	122	0
Confirmed	10-19	Unknown	Unknown	344	0
Confirmed	20-29	Unknown	Unknown	619	0
Confirmed	30-39	Unknown	Unknown	434	0
Confirmed	40-49	Unknown	Unknown	432	0
Confirmed	50-59	Unknown	Unknown	404	0
Confirmed	60-69	Unknown	Unknown	209	0

Confirmed	70-79	Unknown	Unknown	92	0
Confirmed	80+	Unknown	Unknown	62	0
Confirmed	Unknown	Unknown	Unknown	66	0
Confirmed	0-9	White	Unknown	29	0
Confirmed	10-19	White	Unknown	164	0
Confirmed	20-29	White	Unknown	254	0
Confirmed	30-39	White	Unknown	229	0
Confirmed	40-49	White	Unknown	214	0
Confirmed	50-59	White	Unknown	202	0
Confirmed	60-69	White	Unknown	133	0
Confirmed	70-79	White	Unknown	61	0
Confirmed	80+	White	Unknown	22	0
Confirmed	Unknown	White	Unknown	Suppressed	0
Probable	0-9	American Indian/Alaska Native	Female	41	0
Probable	10-19	American Indian/Alaska Native	Female	76	0
Probable	20-29	American Indian/Alaska Native	Female	81	0
Probable	30-39	American Indian/Alaska Native	Female	67	0
Probable	40-49	American Indian/Alaska Native	Female	66	0
Probable	50-59	American Indian/Alaska Native	Female	36	0
Probable	60-69	American Indian/Alaska Native	Female	32	0
Probable	70-79	American Indian/Alaska Native	Female	9	0
Probable	80+	American Indian/Alaska Native	Female	6	Suppressed
Probable	Unknown	American Indian/Alaska Native	Female	Suppressed	0
Probable	0-9	Asian/Pacific Islander	Female	40	0
Probable	10-19	Asian/Pacific Islander	Female	87	0
Probable	20-29	Asian/Pacific Islander	Female	149	0
Probable	30-39	Asian/Pacific Islander	Female	112	0
Probable	40-49	Asian/Pacific Islander	Female	85	0
Probable	50-59	Asian/Pacific Islander	Female	78	0
Probable	60-69	Asian/Pacific Islander	Female	39	Suppressed
Probable	70-79	Asian/Pacific Islander	Female	15	Suppressed
Probable	80+	Asian/Pacific Islander	Female	Suppressed	0
Probable	Unknown	Asian/Pacific Islander	Female	6	0
Probable	0-9	Black/African American	Female	224	0
Probable	10-19	Black/African American	Female	537	0
Probable	20-29	Black/African American	Female	972	0
Probable	30-39	Black/African American	Female	808	0
Probable	40-49	Black/African American	Female	659	6
Probable	50-59	Black/African American	Female	508	12
Probable	60-69	Black/African American	Female	328	20
Probable	70-79	Black/African American	Female	122	17
Probable	80+	Black/African American	Female	83	36
Probable	Unknown	Black/African American	Female	33	Suppressed
Probable	0-9	Multiple Races	Female	139	0
Probable	10-19	Multiple Races	Female	297	0
Probable	20-29	Multiple Races	Female	252	0
Probable	30-39	Multiple Races	Female	159	0
Probable	40-49	Multiple Races	Female	156	0
Probable	50-59	Multiple Races	Female	156	Suppressed
Probable	60-69	Multiple Races	Female	102	Suppressed

Probable	70-79	Multiple Races	Female	42	0
Probable	80+	Multiple Races	Female	31	7
Probable	Unknown	Multiple Races	Female	56	0
Probable	0-9	Other	Female	89	0
Probable	10-19	Other	Female	221	0
Probable	20-29	Other	Female	292	0
Probable	30-39	Other	Female	225	0
Probable	40-49	Other	Female	190	0
Probable	50-59	Other	Female	142	Suppressed
Probable	60-69	Other	Female	74	Suppressed
Probable	70-79	Other	Female	29	0
Probable	80+	Other	Female	13	Suppressed
Probable	Unknown	Other	Female	18	0
Probable	0-9	Unknown	Female	728	0
Probable	10-19	Unknown	Female	2145	0
Probable	20-29	Unknown	Female	2862	0
Probable	30-39	Unknown	Female	2164	0
Probable	40-49	Unknown	Female	2168	0
Probable	50-59	Unknown	Female	1987	Suppressed
Probable	60-69	Unknown	Female	1270	6
Probable	70-79	Unknown	Female	472	Suppressed
Probable	80+	Unknown	Female	297	24
Probable	Unknown	Unknown	Female	1628	0
Probable	0-9	White	Female	1612	0
Probable	10-19	White	Female	4543	Suppressed
Probable	20-29	White	Female	4864	0
Probable	30-39	White	Female	3928	Suppressed
Probable	40-49	White	Female	3833	8
Probable	50-59	White	Female	3599	26
Probable	60-69	White	Female	2260	41
Probable	70-79	White	Female	1151	81
Probable	80+	White	Female	1297	293
Probable	Unknown	White	Female	391	Suppressed
Probable	0-9	American Indian/Alaska Native	Male	39	0
Probable	10-19	American Indian/Alaska Native	Male	101	0
Probable	20-29	American Indian/Alaska Native	Male	74	0
Probable	30-39	American Indian/Alaska Native	Male	58	0
Probable	40-49	American Indian/Alaska Native	Male	46	0
Probable	50-59	American Indian/Alaska Native	Male	43	Suppressed
Probable	60-69	American Indian/Alaska Native	Male	23	Suppressed
Probable	70-79	American Indian/Alaska Native	Male	7	Suppressed
Probable	80+	American Indian/Alaska Native	Male	Suppressed	Suppressed
Probable	Unknown	American Indian/Alaska Native	Male	Suppressed	0
Probable	0-9	Asian/Pacific Islander	Male	50	0
Probable	10-19	Asian/Pacific Islander	Male	96	0
Probable	20-29	Asian/Pacific Islander	Male	153	0
Probable	30-39	Asian/Pacific Islander	Male	121	Suppressed
Probable	40-49	Asian/Pacific Islander	Male	79	0
Probable	50-59	Asian/Pacific Islander	Male	58	Suppressed
Probable	60-69	Asian/Pacific Islander	Male	26	Suppressed

Probable	70-79	Asian/Pacific Islander	Male	8	Suppressed
Probable	80+	Asian/Pacific Islander	Male	7	Suppressed
Probable	Unknown	Asian/Pacific Islander	Male	Suppressed	0
Probable	0-9	Black/African American	Male	252	0
Probable	10-19	Black/African American	Male	515	Suppressed
Probable	20-29	Black/African American	Male	743	0
Probable	30-39	Black/African American	Male	660	Suppressed
Probable	40-49	Black/African American	Male	516	9
Probable	50-59	Black/African American	Male	464	15
Probable	60-69	Black/African American	Male	267	27
Probable	70-79	Black/African American	Male	101	33
Probable	80+	Black/African American	Male	43	22
Probable	Unknown	Black/African American	Male	23	0
Probable	0-9	Multiple Races	Male	129	0
Probable	10-19	Multiple Races	Male	281	0
Probable	20-29	Multiple Races	Male	180	0
Probable	30-39	Multiple Races	Male	141	0
Probable	40-49	Multiple Races	Male	144	Suppressed
Probable	50-59	Multiple Races	Male	115	0
Probable	60-69	Multiple Races	Male	86	Suppressed
Probable	70-79	Multiple Races	Male	39	Suppressed
Probable	80+	Multiple Races	Male	18	7
Probable	Unknown	Multiple Races	Male	53	0
Probable	0-9	Other	Male	102	0
Probable	10-19	Other	Male	242	0
Probable	20-29	Other	Male	288	0
Probable	30-39	Other	Male	235	0
Probable	40-49	Other	Male	205	Suppressed
Probable	50-59	Other	Male	129	Suppressed
Probable	60-69	Other	Male	83	Suppressed
Probable	70-79	Other	Male	29	Suppressed
Probable	80+	Other	Male	8	Suppressed
Probable	Unknown	Other	Male	17	0
Probable	0-9	Unknown	Male	724	0
Probable	10-19	Unknown	Male	2134	Suppressed
Probable	20-29	Unknown	Male	2731	0
Probable	30-39	Unknown	Male	2146	Suppressed
Probable	40-49	Unknown	Male	1941	Suppressed
Probable	50-59	Unknown	Male	1908	Suppressed
Probable	60-69	Unknown	Male	1050	Suppressed
Probable	70-79	Unknown	Male	367	8
Probable	80+	Unknown	Male	178	16
Probable	Unknown	Unknown	Male	1389	0
Probable	0-9	White	Male	1735	Suppressed
Probable	10-19	White	Male	4487	Suppressed
Probable	20-29	White	Male	4198	Suppressed
Probable	30-39	White	Male	3325	Suppressed
Probable	40-49	White	Male	3224	12
Probable	50-59	White	Male	3282	31
Probable	60-69	White	Male	2053	73

Probable	70-79	White	Male	987	112
Probable	80+	White	Male	688	185
Probable	Unknown	White	Male	340	0
Probable	0-9	American Indian/Alaska Native	Unknown	0	0
Probable	10-19	American Indian/Alaska Native	Unknown	0	0
Probable	20-29	American Indian/Alaska Native	Unknown	Suppressed	0
Probable	30-39	American Indian/Alaska Native	Unknown	0	0
Probable	40-49	American Indian/Alaska Native	Unknown	Suppressed	0
Probable	50-59	American Indian/Alaska Native	Unknown	Suppressed	0
Probable	60-69	American Indian/Alaska Native	Unknown	0	0
Probable	70-79	American Indian/Alaska Native	Unknown	Suppressed	0
Probable	80+	American Indian/Alaska Native	Unknown	0	0
Probable	Unknown	American Indian/Alaska Native	Unknown	Suppressed	0
Probable	0-9	Asian/Pacific Islander	Unknown	Suppressed	0
Probable	10-19	Asian/Pacific Islander	Unknown	Suppressed	0
Probable	20-29	Asian/Pacific Islander	Unknown	Suppressed	0
Probable	30-39	Asian/Pacific Islander	Unknown	Suppressed	0
Probable	40-49	Asian/Pacific Islander	Unknown	Suppressed	0
Probable	50-59	Asian/Pacific Islander	Unknown	Suppressed	0
Probable	60-69	Asian/Pacific Islander	Unknown	0	0
Probable	70-79	Asian/Pacific Islander	Unknown	0	0
Probable	80+	Asian/Pacific Islander	Unknown	0	0
Probable	Unknown	Asian/Pacific Islander	Unknown	Suppressed	0
Probable	0-9	Black/African American	Unknown	7	0
Probable	10-19	Black/African American	Unknown	9	0
Probable	20-29	Black/African American	Unknown	9	0
Probable	30-39	Black/African American	Unknown	Suppressed	0
Probable	40-49	Black/African American	Unknown	7	0
Probable	50-59	Black/African American	Unknown	6	0
Probable	60-69	Black/African American	Unknown	Suppressed	0
Probable	70-79	Black/African American	Unknown	Suppressed	0
Probable	80+	Black/African American	Unknown	0	0
Probable	Unknown	Black/African American	Unknown	Suppressed	0
Probable	0-9	Multiple Races	Unknown	10	0
Probable	10-19	Multiple Races	Unknown	22	0
Probable	20-29	Multiple Races	Unknown	20	0
Probable	30-39	Multiple Races	Unknown	18	0
Probable	40-49	Multiple Races	Unknown	14	0
Probable	50-59	Multiple Races	Unknown	10	0
Probable	60-69	Multiple Races	Unknown	Suppressed	0
Probable	70-79	Multiple Races	Unknown	Suppressed	0
Probable	80+	Multiple Races	Unknown	0	0
Probable	Unknown	Multiple Races	Unknown	12	0
Probable	0-9	Other	Unknown	8	0
Probable	10-19	Other	Unknown	18	0
Probable	20-29	Other	Unknown	Suppressed	0
Probable	30-39	Other	Unknown	11	0
Probable	40-49	Other	Unknown	7	0
Probable	50-59	Other	Unknown	Suppressed	0
Probable	60-69	Other	Unknown	Suppressed	0

Probable	70-79	Other	Unknown	0	0
Probable	80+	Other	Unknown	0	0
Probable	Unknown	Other	Unknown	0	0
Probable	0-9	Unknown	Unknown	231	0
Probable	10-19	Unknown	Unknown	566	0
Probable	20-29	Unknown	Unknown	815	0
Probable	30-39	Unknown	Unknown	643	0
Probable	40-49	Unknown	Unknown	681	0
Probable	50-59	Unknown	Unknown	535	0
Probable	60-69	Unknown	Unknown	296	0
Probable	70-79	Unknown	Unknown	114	0
Probable	80+	Unknown	Unknown	42	0
Probable	Unknown	Unknown	Unknown	2186	0
Probable	0-9	White	Unknown	50	0
Probable	10-19	White	Unknown	122	0
Probable	20-29	White	Unknown	73	0
Probable	30-39	White	Unknown	69	0
Probable	40-49	White	Unknown	72	0
Probable	50-59	White	Unknown	71	0
Probable	60-69	White	Unknown	31	0
Probable	70-79	White	Unknown	28	0
Probable	80+	White	Unknown	9	0
Probable	Unknown	White	Unknown	49	0

PUBLIC USE DATASETS

COVID-19 Tests by County

README

Data includes tests by type (diagnostic, serology or total combined) by county.

Diagnostic tests are used to find current infection and look for genes or proteins from the severe acute respiratory syndrome coronavirus 2 (SARS-CoV-2), the virus that causes COVID-19. These tests, which are performed as nasal swabs, include: Nucleic acid amplification test/real-time polymerase chain reaction (NAAT/RT-PCR) test and rapid virus antigen detection point of care (POC) tests.

Serology tests are used to look for the possibility of previous infection. Serology tests look for antibodies to SARS-CoV-2 in the blood. There are currently two types of serology tests: the enzyme-linked immunosorbent assay (ELISA) test and the rapid antibody detection POC test. Serology tests do not diagnose disease and do not guarantee immunity, but might provide information about previous infection.

Correctional includes state and federal prisons and county and city detection facilities.

Testing data represents total tests performed, not individuals tested. A single individual may have more than one test completed.

COVID-19 TESTS BY COUNTY 2021-05-28

Updated	COUNTY	TestType	Count	RatePerMillion
2021/05/28 13:15:50	Alcona	Diagnostic	7588	729265
2021/05/28 13:15:50	Alcona	Serology	181	17395
2021/05/28 13:15:50	Alcona	Total	7769	746660
2021/05/28 13:15:50	Alger	Diagnostic	8811	967391
2021/05/28 13:15:50	Alger	Serology	385	42271
2021/05/28 13:15:50	Alger	Total	9196	1009662
2021/05/28 13:15:50	Allegan	Diagnostic	120978	1024534
2021/05/28 13:15:50	Allegan	Serology	3067	25974
2021/05/28 13:15:50	Allegan	Total	124045	1050508
2021/05/28 13:15:50	Alpena	Diagnostic	22321	785812
2021/05/28 13:15:50	Alpena	Serology	772	27178
2021/05/28 13:15:50	Alpena	Total	23093	812991
2021/05/28 13:15:50	Antrim	Diagnostic	22530	965958
2021/05/28 13:15:50	Antrim	Serology	826	35414
2021/05/28 13:15:50	Antrim	Total	23356	1001372
2021/05/28 13:15:50	Arenac	Serology	501	33663
2021/05/28 13:15:50	Arenac	Diagnostic	17119	1150239
2021/05/28 13:15:50	Arenac	Total	17620	1183901
2021/05/28 13:15:50	Baraga	Diagnostic	8836	1076380
2021/05/28 13:15:50	Baraga	Serology	60	7309
2021/05/28 13:15:50	Baraga	Total	8896	1083689
2021/05/28 13:15:50	Barry	Diagnostic	60899	989423
2021/05/28 13:15:50	Barry	Serology	1981	32185
2021/05/28 13:15:50	Barry	Total	62880	1021608
2021/05/28 13:15:50	Bay	Serology	7321	70991
2021/05/28 13:15:50	Bay	Diagnostic	129839	1259033
2021/05/28 13:15:50	Bay	Total	137160	1330023
2021/05/28 13:15:50	Benzie	Diagnostic	12997	731566
2021/05/28 13:15:50	Benzie	Serology	773	43510
2021/05/28 13:15:50	Benzie	Total	13770	775076
2021/05/28 13:15:50	Berrien	Diagnostic	241334	1573223
2021/05/28 13:15:50	Berrien	Serology	6150	40091
2021/05/28 13:15:50	Berrien	Total	247484	1613314
2021/05/28 13:15:50	Branch	Serology	617	14178
2021/05/28 13:15:50	Branch	Diagnostic	43252	993910
2021/05/28 13:15:50	Branch	Total	43869	1008089
2021/05/28 13:15:50	Calhoun	Diagnostic	203275	1515180
2021/05/28 13:15:50	Calhoun	Serology	1848	13775
2021/05/28 13:15:50	Calhoun	Total	205123	1528954
2021/05/28 13:15:50	Cass	Diagnostic	40793	787707
2021/05/28 13:15:50	Cass	Serology	780	15062
2021/05/28 13:15:50	Cass	Total	41573	802769
2021/05/28 13:15:50	Charlevoix	Diagnostic	23418	895766
2021/05/28 13:15:50	Charlevoix	Serology	1130	43224
2021/05/28 13:15:50	Charlevoix	Total	24548	938989
2021/05/28 13:15:50	Cheboygan	Diagnostic	17024	673524
2021/05/28 13:15:50	Cheboygan	Serology	630	24925

2021/05/28 13:15:50	Cheboygan	Total	17654	698449
2021/05/28 13:15:50	Chippewa	Diagnostic	28572	765000
2021/05/28 13:15:50	Chippewa	Serology	353	9451
2021/05/28 13:15:50	Chippewa	Total	28925	774452
2021/05/28 13:15:50	Clare	Diagnostic	24171	780969
2021/05/28 13:15:50	Clare	Serology	1062	34313
2021/05/28 13:15:50	Clare	Total	25233	815283
2021/05/28 13:15:50	Clinton	Diagnostic	60113	755236
2021/05/28 13:15:50	Clinton	Serology	4277	53735
2021/05/28 13:15:50	Clinton	Total	64390	808970
2021/05/28 13:15:50	Correctional	Diagnostic	960023	
2021/05/28 13:15:50	Correctional	Serology	27085	
2021/05/28 13:15:50	Correctional	Total	987108	
2021/05/28 13:15:50	Crawford	Diagnostic	10975	782308
2021/05/28 13:15:50	Crawford	Serology	367	26160
2021/05/28 13:15:50	Crawford	Total	11342	808468
2021/05/28 13:15:50	Delta	Diagnostic	42630	1191315
2021/05/28 13:15:50	Delta	Serology	894	24983
2021/05/28 13:15:50	Delta	Total	43524	1216298
2021/05/28 13:15:50	Detroit City	Serology	28160	43336
2021/05/28 13:15:50	Detroit City	Diagnostic	832315	1280871
2021/05/28 13:15:50	Detroit City	Total	860475	1324207
2021/05/28 13:15:50	Dickinson	Diagnostic	19762	782995
2021/05/28 13:15:50	Dickinson	Serology	180	7132
2021/05/28 13:15:50	Dickinson	Total	19942	790126
2021/05/28 13:15:50	Eaton	Serology	6397	58013
2021/05/28 13:15:50	Eaton	Diagnostic	130582	1184224
2021/05/28 13:15:50	Eaton	Total	136979	1242237
2021/05/28 13:15:50	Emmet	Serology	1574	47105
2021/05/28 13:15:50	Emmet	Diagnostic	31149	932186
2021/05/28 13:15:50	Emmet	Total	32723	979291
2021/05/28 13:15:50	Genesee	Diagnostic	406995	1002913
2021/05/28 13:15:50	Genesee	Serology	20784	51216
2021/05/28 13:15:50	Genesee	Total	427779	1054128
2021/05/28 13:15:50	Gladwin	Diagnostic	21044	826909
2021/05/28 13:15:50	Gladwin	Serology	1216	47782
2021/05/28 13:15:50	Gladwin	Total	22260	874691
2021/05/28 13:15:50	Gogebic	Diagnostic	18659	1335170
2021/05/28 13:15:50	Gogebic	Serology	258	18462
2021/05/28 13:15:50	Gogebic	Total	18917	1353631
2021/05/28 13:15:50	Grand Traverse	Serology	6856	73651
2021/05/28 13:15:50	Grand Traverse	Diagnostic	89577	962283
2021/05/28 13:15:50	Grand Traverse	Total	96433	1035934
2021/05/28 13:15:50	Gratiot	Diagnostic	58698	1441822
2021/05/28 13:15:50	Gratiot	Serology	1172	28788
2021/05/28 13:15:50	Gratiot	Total	59870	1470610
2021/05/28 13:15:50	Hillsdale	Serology	1072	23506
2021/05/28 13:15:50	Hillsdale	Diagnostic	46488	1019362
2021/05/28 13:15:50	Hillsdale	Total	47560	1042868
2021/05/28 13:15:50	Houghton	Diagnostic	48296	1353436

2021/05/28 13:15:50	Houghton	Serology	266	7454
2021/05/28 13:15:50	Houghton	Total	48562	1360890
2021/05/28 13:15:50	Huron	Diagnostic	30595	987541
2021/05/28 13:15:50	Huron	Serology	890	28727
2021/05/28 13:15:50	Huron	Total	31485	1016268
2021/05/28 13:15:50	Ingham	Diagnostic	351765	1203002
2021/05/28 13:15:50	Ingham	Serology	20417	69824
2021/05/28 13:15:50	Ingham	Total	372182	1272826
2021/05/28 13:15:50	Ionia	Serology	2371	36648
2021/05/28 13:15:50	Ionia	Diagnostic	80235	1240166
2021/05/28 13:15:50	Ionia	Total	82606	1276813
2021/05/28 13:15:50	Iosco	Diagnostic	27318	1087197
2021/05/28 13:15:50	Iosco	Serology	639	25431
2021/05/28 13:15:50	Iosco	Total	27957	1112628
2021/05/28 13:15:50	Iron	Diagnostic	25171	2274625
2021/05/28 13:15:50	Iron	Serology	132	11928
2021/05/28 13:15:50	Iron	Total	25303	2286553
2021/05/28 13:15:50	Isabella	Diagnostic	61017	873268
2021/05/28 13:15:50	Isabella	Serology	1492	21353
2021/05/28 13:15:50	Isabella	Total	62509	894622
2021/05/28 13:15:50	Jackson	Serology	4010	25298
2021/05/28 13:15:50	Jackson	Diagnostic	230727	1455599
2021/05/28 13:15:50	Jackson	Total	234737	1480897
2021/05/28 13:15:50	Kalamazoo	Serology	7197	27152
2021/05/28 13:15:50	Kalamazoo	Diagnostic	313345	1182140
2021/05/28 13:15:50	Kalamazoo	Total	320542	1209291
2021/05/28 13:15:50	Kalkaska	Diagnostic	17555	973223
2021/05/28 13:15:50	Kalkaska	Serology	829	45959
2021/05/28 13:15:50	Kalkaska	Total	18384	1019182
2021/05/28 13:15:50	Kent	Serology	47377	72116
2021/05/28 13:15:50	Kent	Diagnostic	933824	1421443
2021/05/28 13:15:50	Kent	Total	981201	1493559
2021/05/28 13:15:50	Keweenaw	Diagnostic	2298	1086011
2021/05/28 13:15:50	Keweenaw	Serology	32	15123
2021/05/28 13:15:50	Keweenaw	Total	2330	1101134
2021/05/28 13:15:50	Lake	Diagnostic	11630	981186
2021/05/28 13:15:50	Lake	Serology	226	19067
2021/05/28 13:15:50	Lake	Total	11856	1000253
2021/05/28 13:15:50	Lapeer	Serology	3717	42428
2021/05/28 13:15:50	Lapeer	Diagnostic	71083	811385
2021/05/28 13:15:50	Lapeer	Total	74800	853813
2021/05/28 13:15:50	Leelanau	Diagnostic	12801	588254
2021/05/28 13:15:50	Leelanau	Serology	1116	51284
2021/05/28 13:15:50	Leelanau	Total	13917	639539
2021/05/28 13:15:50	Lenawee	Diagnostic	131730	1338026
2021/05/28 13:15:50	Lenawee	Serology	2319	23555
2021/05/28 13:15:50	Lenawee	Total	134049	1361581
2021/05/28 13:15:50	Livingston	Serology	8403	43767
2021/05/28 13:15:50	Livingston	Diagnostic	213349	1111222
2021/05/28 13:15:50	Livingston	Total	221752	1154988

2021/05/28 13:15:50	Luce	Diagnostic	6747	1083159
2021/05/28 13:15:50	Luce	Serology	37	5940
2021/05/28 13:15:50	Luce	Total	6784	1089099
2021/05/28 13:15:50	Mackinac	Serology	143	13242
2021/05/28 13:15:50	Mackinac	Diagnostic	9498	879526
2021/05/28 13:15:50	Mackinac	Total	9641	892768
2021/05/28 13:15:50	Macomb	Diagnostic	942143	1078001
2021/05/28 13:15:50	Macomb	Serology	64501	73802
2021/05/28 13:15:50	Macomb	Total	1006644	1151803
2021/05/28 13:15:50	Manistee	Diagnostic	19939	811915
2021/05/28 13:15:50	Manistee	Serology	970	39498
2021/05/28 13:15:50	Manistee	Total	20909	851413
2021/05/28 13:15:50	Marquette	Diagnostic	133169	1996567
2021/05/28 13:15:50	Marquette	Serology	1397	20945
2021/05/28 13:15:50	Marquette	Total	134566	2017512
2021/05/28 13:15:50	Mason	Serology	1067	36611
2021/05/28 13:15:50	Mason	Diagnostic	34506	1183983
2021/05/28 13:15:50	Mason	Total	35573	1220594
2021/05/28 13:15:50	Mecosta	Serology	1033	23773
2021/05/28 13:15:50	Mecosta	Diagnostic	41158	947184
2021/05/28 13:15:50	Mecosta	Total	42191	970957
2021/05/28 13:15:50	Menominee	Diagnostic	25601	1123837
2021/05/28 13:15:50	Menominee	Serology	159	6980
2021/05/28 13:15:50	Menominee	Total	25760	1130817
2021/05/28 13:15:50	Midland	Diagnostic	68893	828479
2021/05/28 13:15:50	Midland	Serology	7634	91803
2021/05/28 13:15:50	Midland	Total	76527	920282
2021/05/28 13:15:50	Missaukee	Diagnostic	11257	744609
2021/05/28 13:15:50	Missaukee	Serology	667	44120
2021/05/28 13:15:50	Missaukee	Total	11924	788729
2021/05/28 13:15:50	Monroe	Serology	6191	41136
2021/05/28 13:15:50	Monroe	Diagnostic	162520	1079867
2021/05/28 13:15:50	Monroe	Total	168711	1121003
2021/05/28 13:15:50	Montcalm	Diagnostic	80626	1261990
2021/05/28 13:15:50	Montcalm	Serology	2477	38771
2021/05/28 13:15:50	Montcalm	Total	83103	1300761
2021/05/28 13:15:50	Montmorency	Diagnostic	8573	919061
2021/05/28 13:15:50	Montmorency	Serology	408	43739
2021/05/28 13:15:50	Montmorency	Total	8981	962800
2021/05/28 13:15:50	Muskegon	Serology	3814	21974
2021/05/28 13:15:50	Muskegon	Diagnostic	216731	1248695
2021/05/28 13:15:50	Muskegon	Total	220545	1270669
2021/05/28 13:15:50	Newaygo	Diagnostic	46993	959432
2021/05/28 13:15:50	Newaygo	Serology	1759	35913
2021/05/28 13:15:50	Newaygo	Total	48752	995345
2021/05/28 13:15:50	Oakland	Serology	118921	94563
2021/05/28 13:15:50	Oakland	Diagnostic	1459851	1160838
2021/05/28 13:15:50	Oakland	Total	1578772	1255401
2021/05/28 13:15:50	Oceana	Serology	919	34722
2021/05/28 13:15:50	Oceana	Diagnostic	36413	1375789

2021/05/28 13:15:50	Oceana	Total	37332	1410511
2021/05/28 13:15:50	Ogemaw	Diagnostic	19586	932800
2021/05/28 13:15:50	Ogemaw	Serology	600	28576
2021/05/28 13:15:50	Ogemaw	Total	20186	961375
2021/05/28 13:15:50	Ontonagon	Diagnostic	7770	1358392
2021/05/28 13:15:50	Ontonagon	Serology	72	12587
2021/05/28 13:15:50	Ontonagon	Total	7842	1370979
2021/05/28 13:15:50	Osceola	Serology	1042	44416
2021/05/28 13:15:50	Osceola	Diagnostic	25734	1096931
2021/05/28 13:15:50	Osceola	Total	26776	1141347
2021/05/28 13:15:50	Oscoda	Diagnostic	5805	704405
2021/05/28 13:15:50	Oscoda	Serology	386	46839
2021/05/28 13:15:50	Oscoda	Total	6191	751244
2021/05/28 13:15:50	Otsego	Diagnostic	23177	939557
2021/05/28 13:15:50	Otsego	Serology	992	40214
2021/05/28 13:15:50	Otsego	Total	24169	979771
2021/05/28 13:15:50	Ottawa	Diagnostic	390399	1337762
2021/05/28 13:15:50	Ottawa	Serology	15033	51513
2021/05/28 13:15:50	Ottawa	Total	405432	1389275
2021/05/28 13:15:50	Presque Isle	Diagnostic	11131	883974
2021/05/28 13:15:50	Presque Isle	Serology	563	44711
2021/05/28 13:15:50	Presque Isle	Total	11694	928685
2021/05/28 13:15:50	Roscommon	Diagnostic	20242	842749
2021/05/28 13:15:50	Roscommon	Serology	737	30684
2021/05/28 13:15:50	Roscommon	Total	20979	873434
2021/05/28 13:15:50	Saginaw	Diagnostic	257924	1353655
2021/05/28 13:15:50	Saginaw	Serology	9781	51333
2021/05/28 13:15:50	Saginaw	Total	267705	1404988
2021/05/28 13:15:50	Sanilac	Diagnostic	51960	1262084
2021/05/28 13:15:50	Sanilac	Serology	1496	36337
2021/05/28 13:15:50	Sanilac	Total	53456	1298421
2021/05/28 13:15:50	Schoolcraft	Diagnostic	6394	789968
2021/05/28 13:15:50	Schoolcraft	Serology	65	8031
2021/05/28 13:15:50	Schoolcraft	Total	6459	797999
2021/05/28 13:15:50	Shiawassee	Serology	2664	39106
2021/05/28 13:15:50	Shiawassee	Diagnostic	72163	1059320
2021/05/28 13:15:50	Shiawassee	Total	74827	1098426
2021/05/28 13:15:50	St Clair	Diagnostic	152382	957606
2021/05/28 13:15:50	St Clair	Serology	8666	54459
2021/05/28 13:15:50	St Clair	Total	161048	1012066
2021/05/28 13:15:50	St Joseph	Diagnostic	58663	962256
2021/05/28 13:15:50	St Joseph	Serology	1683	27606
2021/05/28 13:15:50	St Joseph	Total	60346	989863
2021/05/28 13:15:50	Tuscola	Serology	2296	43947
2021/05/28 13:15:50	Tuscola	Diagnostic	64318	1231084
2021/05/28 13:15:50	Tuscola	Total	66614	1275031
2021/05/28 13:15:50	Unknown	Diagnostic	565788	
2021/05/28 13:15:50	Unknown	Serology	27165	
2021/05/28 13:15:50	Unknown	Total	592953	
2021/05/28 13:15:50	Van Buren	Diagnostic	97600	1289692

2021/05/28 13:15:50	Van Buren	Serology	1784	23574
2021/05/28 13:15:50	Van Buren	Total	99384	1313266
2021/05/28 13:15:50	Washtenaw	Serology	18171	49431
2021/05/28 13:15:50	Washtenaw	Diagnostic	758600	2063651
2021/05/28 13:15:50	Washtenaw	Total	776771	2113082
2021/05/28 13:15:50	Wayne	Serology	79153	71709
2021/05/28 13:15:50	Wayne	Diagnostic	1455731	1318822
2021/05/28 13:15:50	Wayne	Total	1534884	1390530
2021/05/28 13:15:50	Wexford	Serology	1320	39250
2021/05/28 13:15:50	Wexford	Diagnostic	31377	932979
2021/05/28 13:15:50	Wexford	Total	32697	972228

PUBLIC USE DATASETS

Diagnostic Tests by Result and County

README

Data include diagnostic tests for COVID-19 by date and county.

Diagnostic tests are used to find current infection and look for genes or proteins from the severe acute respiratory syndrome coronavirus 2 (SARS-CoV-2), the virus that causes COVID-19. These tests, which are performed as nasal swabs, include: Nucleic acid amplification test/real-time polymerase chain reaction (NAAT/RT-PCR) test and rapid virus antigen detection point of care (POC) tests.

Correctional includes state and federal prisons and county and city detection facilities.

Testing data represents total tests performed, not individuals tested. A single individual may have more than one test completed.

The total number of positive tests may exceed the number of confirmed cases due to 1) a single individual may have more than one test performed; 2) MDHHS may receive data on positive tests in advance of a local health department classifying an individual as a confirmed or probable case, and 3) although efforts have been made to de-duplicate testing data, some duplication may occur.

DIAGNOSTIC TESTS BY RESULT AND COUNTY 2021-05-28

MessageDate	COUNTY	Negative	Positive	Total
5/27/2021	Alcona	20	0	20
5/27/2021	Alger	2	1	3
5/27/2021	Allegan	143	9	152
5/27/2021	Alpena	41	7	48
5/27/2021	Antrim	29	1	30
5/27/2021	Arenac	35	1	36
5/27/2021	Baraga	13	0	13
5/27/2021	Barry	70	5	75
5/27/2021	Bay	164	3	167
5/27/2021	Benzie	18	2	20
5/27/2021	Berrien	312	6	318
5/27/2021	Branch	65	3	68
5/27/2021	Calhoun	206	18	224
5/27/2021	Cass	53	4	57
5/27/2021	Charlevoix	28	0	28
5/27/2021	Cheboygan	27	1	28
5/27/2021	Chippewa	299	0	299
5/27/2021	Clare	24	0	24
5/27/2021	Clinton	77	3	80
5/27/2021	Correctional	4481	8	4489
5/27/2021	Crawford	13	0	13
5/27/2021	Delta	54	2	56
5/27/2021	Detroit City	1652	86	1738
5/27/2021	Dickinson	27	1	28
5/27/2021	Eaton	142	7	149
5/27/2021	Emmet	46	0	46
5/27/2021	Genesee	569	28	597
5/27/2021	Gladwin	29	0	29
5/27/2021	Gogebic	15	0	15
5/27/2021	Grand Traverse	163	4	167
5/27/2021	Gratiot	122	4	126
5/27/2021	Hillsdale	77	3	80
5/27/2021	Houghton	44	2	46
5/27/2021	Huron	21	4	25
5/27/2021	Ingham	469	21	490
5/27/2021	Ionia	78	9	87
5/27/2021	Iosco	44	1	45
5/27/2021	Iron	10	1	11
5/27/2021	Isabella	91	2	93
5/27/2021	Jackson	453	12	465
5/27/2021	Kalamazoo	399	20	419
5/27/2021	Kalkaska	25	0	25
5/27/2021	Kent	1821	104	1925
5/27/2021	Keweenaw	2	0	2
5/27/2021	Lake	9	2	11
5/27/2021	Lapeer	86	9	95
5/27/2021	Leelanau	19	0	19

5/27/2021	Lenawee	140	9	149
5/27/2021	Livingston	259	9	268
5/27/2021	Luce	83	1	84
5/27/2021	Mackinac	50	0	50
5/27/2021	Macomb	1517	69	1586
5/27/2021	Manistee	27	0	27
5/27/2021	Marquette	109	2	111
5/27/2021	Mason	23	4	27
5/27/2021	Mecosta	56	7	63
5/27/2021	Menominee	22	0	22
5/27/2021	Midland	79	1	80
5/27/2021	Missaukee	43	0	43
5/27/2021	Monroe	162	9	171
5/27/2021	Montcalm	125	14	139
5/27/2021	Montmorency	18	1	19
5/27/2021	Muskegon	303	32	335
5/27/2021	Newaygo	67	6	73
5/27/2021	Oakland	2272	67	2339
5/27/2021	Oceana	37	2	39
5/27/2021	Ogemaw	34	1	35
5/27/2021	Ontonagon	12	0	12
5/27/2021	Osceola	34	3	37
5/27/2021	Oscoda	25	10	35
5/27/2021	Otsego	41	4	45
5/27/2021	Ottawa	590	31	621
5/27/2021	Presque Isle	20	0	20
5/27/2021	Roscommon	27	0	27
5/27/2021	Saginaw	313	26	339
5/27/2021	Sanilac	44	4	48
5/27/2021	Schoolcraft	11	0	11
5/27/2021	Shiawassee	112	4	116
5/27/2021	St Clair	183	6	189
5/27/2021	St Joseph	63	4	67
5/27/2021	Tuscola	81	5	86
5/27/2021	Unknown	459	23	482
5/27/2021	Van Buren	119	9	128
5/27/2021	Washtenaw	1026	13	1039
5/27/2021	Wayne	2051	73	2124
5/27/2021	Wexford	39	3	42