



Western Michigan University  
ScholarWorks at WMU

---

Cumulative Michigan COVID-19 Data

Michigan COVID-19 State Data

---

5-29-2021

## 2021-05-29\_MichiganOverview\_COVIDstats

Michigan Department of Health & Human Services

Follow this and additional works at: <https://scholarworks.wmich.edu/michigan-covid-data-state-cumulative>



Part of the Public Health Commons

---

### WMU ScholarWorks Citation

Michigan Department of Health & Human Services, "2021-05-29\_MichiganOverview\_COVIDstats" (2021).  
*Cumulative Michigan COVID-19 Data*. 400.

<https://scholarworks.wmich.edu/michigan-covid-data-state-cumulative/400>

This Website is brought to you for free and open access  
by the Michigan COVID-19 State Data at ScholarWorks at  
WMU. It has been accepted for inclusion in Cumulative  
Michigan COVID-19 Data by an authorized administrator  
of ScholarWorks at WMU. For more information, please  
contact [wmu-scholarworks@wmich.edu](mailto:wmu-scholarworks@wmich.edu).



Coronavirus

MI SAFE START

CONTAIN COVID

RESOURCES

PRESS RELEASES

DONATE

VIDEO UPDATES

CORONAVIRUS / MICHIGAN DATA

Michigan Data

Hospitals

Long Term  
Care Facilities

Coronavirus  
Symptoms

Cumulative  
Recovered

Outbreak  
Reporting

School-Related  
Outbreak  
Reporting

Wastewater  
Surveillance

Testing  
Turnaround  
Time

MIS-C Data  
and Reporting

Data and  
Modeling  
Updates

Data will not be updated Monday, May 31, due to the state holiday. Data will resume posting on Tuesday, June 1.

**Note on deaths (05/29/21):** Regular reviews of death certificate data maintained in Vital Records reporting systems are conducted by MDHHS staff three times per week. As a part of this process, records that identify COVID-19 infection as a contributing factor to death are compared against all laboratory confirmed cases of COVID-19 in the Michigan Disease Surveillance System (MDSS). If a death certificate is matched to a confirmed COVID-19 case and that record in the MDSS does not indicate the individual died, the MDSS record is updated to indicate the death and the appropriate local health department is notified. These matched deaths are then included with mortality information posted to the Michigan Coronavirus website. As a result of the most recent assessment, today's data includes **48** additional deaths identified by this methodology.

The State of Michigan is working around the clock to test and treat COVID-19 patients. Below is the most recent data healthcare experts across the state have compiled. It is updated Monday - Saturday.

CURRENT STATUS

DAILY CASES

CUMULATIVE TRENDS

DEMOGRAPHICS

TOTAL TESTING

DIAGNOSTIC TESTING

LEARN MORE

View Cases

View Deaths

View Table

Select Preparedness Region:

All

Select County:

All

This report is provisional and subject to change. City of Detroit and Wayne County are reported separately. MDHHS began tracking probable cases April 5, 2020. FCI indicates federal correctional institute. MDOC indicates Michigan Department of Corrections. Diagnostic tests, including nucleic acid amplification/real-time polymerase chain reaction (NAAT/RT-PCR) and rapid virus antigen detection tests, look for current infection. Serology (antibody) tests are used to look for the possibility of previous infection.

Source: Michigan Disease Surveillance System (MDSS) and Vital Records.

COVID-19 Cases by County

Confirmed cases include individuals with a positive NAAT/RT-PCR test for COVID-19. Probable cases include individuals with either a positive rapid antigen detection test OR COVID-19 symptoms and an epidemiologic link to a confirmed COVID-19 case, but no diagnostic test.

Cases by County

31-808

809-3184

3185-11205

11206-117786

117787+

Michigan

Saturday, May 29, 2021

Michigan (Statewide) Case Fatality Rate

2.2%

Current Totals

Case Status	Cases	Deaths
Confirmed	887,719	19,163
Probable	104,222	1,213
Total	991,941	20,376

Laboratory Testing

Test Type	Tests Performed
Diagnostic	13,726,289
Serology	616,772
Total	14,343,061

Microsoft Power BI

< 1 of 7 >

https://www.michigan.gov/coronavirus/0,9753,7-406-98163\_98173---,00.html

1/2

Cases by Hispanic/Latino Ethnicity

Hispanic/Latino Ethnicity	Percentage of Overall Cases by Ethnicity	Percentage of Deceased Cases by Ethnicity
Hispanic/Latino	5.32%	3.12%
Non-Hispanic Latino	69.82%	84.03%
Unknown	24.86%	12.85%

Totals may not add to 100% due to rounding

Cases by Arab Ethnicity

Arab Ethnicity	Percentage of Overall Cases by Ethnicity	Percentage of Deceased Cases by Ethnicity
Arab	2.79%	1.72%
Non-Arab	50.01%	53.62%
Unknown	47.20%	44.66%

Totals may not add to 100% due to rounding

PUBLIC USE DATASETS 05/29/2021

(Downloadable .xlsx files)

Cases and Deaths by County

Cases and Deaths by County by Date of Onset of Symptoms and Date of Death

Cases by Demographics Statewide

COVID-19 Tests by County

Diagnostic Tests by Result and County



MICHIGAN.GOV HOME  
ADA  
MICHIGAN NEWS  
POLICIES

COPYRIGHT 2021 STATE OF MICHIGAN

# Cumulative Total of Recovered COVID-19 Cases

Cumulative Total of Recovered COVID-19 Cases (as of 05/28/2021): **818,165**

During this response, MDHHS is reviewing vital records statistics to identify any laboratory confirmed COVID-19 cases who are 30 days out from their onset of illness to represent recovery status. As the pandemic continues to impact Michigan, this pool will expand to include more cases. Recovered is defined as the number of persons with a confirmed COVID-19 diagnosis who are alive 30 days post-onset (or referral date if onset is not available). The number of persons recovered on May 28, 2021 represents COVID-19 confirmed individuals with an onset date on or prior to April 28, 2021. If an individual dies from a COVID-related cause >30 days from onset/referral, they are removed from the number of persons recovered. These numbers will be updated every Saturday.

Source: Michigan Disease Surveillance System and Vital Records

[View Cases](#)[View Deaths](#)[View Table](#)

Select Preparedness Region:

All



Select County:

All



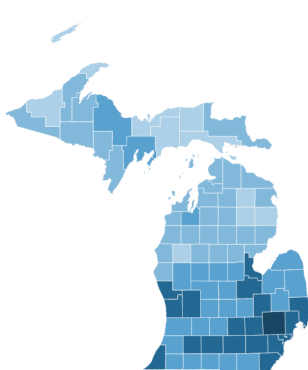
*This report is provisional and subject to change. City of Detroit and Wayne County are reported separately. MDHHS began tracking probable cases April 5, 2020. FCI indicates federal correctional institute. MDOC indicates Michigan Department of Corrections. Diagnostic tests, including nucleic acid amplification/real-time polymerase chain reaction (NAAT/RT-PCR) and rapid virus antigen detection tests, look for current infection. Serology (antibody) tests are used to look for the possibility of previous infection.*

*Source: Michigan Disease Surveillance System (MDSS) and Vital Records.*

## COVID-19 Cases by County

Confirmed cases include individuals with a positive NAAT/RT-PCR test for COVID-19. Probable cases include individuals with either a positive rapid antigen detection test OR COVID-19 symptoms and an epidemiologic link to a confirmed COVID-19 case, but no diagnostic test.

### Cases by County



- 31-808
- 809-3184
- 3185-11205
- 11206-117786
- 117787+

## Michigan

Saturday, May 29, 2021

### Michigan (Statewide) Case Fatality Rate

2.2%

### Current Totals

Case Status	Cases	Deaths
Confirmed	887,719	19,163
Probable	104,222	1,213
<b>Total</b>	<b>991,941</b>	<b>20,376</b>

### Laboratory Testing

Test Type	Tests Performed
Diagnostic	13,726,289
Serology	616,772
<b>Total</b>	<b>14,343,061</b>

[View Cases](#)[View Deaths](#)[View Table](#)

Select Preparedness Region:

All

Select County:

All

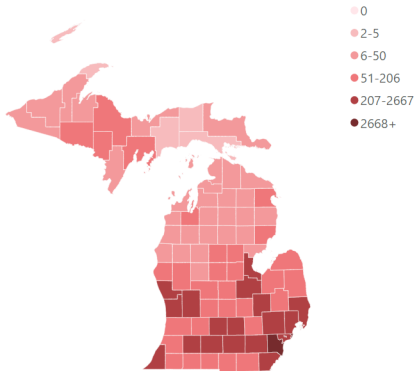
*This report is provisional and subject to change. City of Detroit and Wayne County are reported separately. MDHHS began tracking probable cases April 5, 2020. FCI indicates federal correctional institute. MDOC indicates Michigan Department of Corrections. Diagnostic tests, including nucleic acid amplification/real-time polymerase chain reaction (NAAT/RT-PCR) and rapid virus antigen detection tests, look for current infection. Serology (antibody) tests are used to look for the possibility of previous infection.*

*Source: Michigan Disease Surveillance System (MDSS) and Vital Records.*

## COVID-19 Deaths by County

Confirmed deaths include individuals who had a confirmed COVID-19 infection AND are either classified as deceased during the case investigation, have COVID-19 indicated as a cause of death on their death certificate, or who die within 30 days of infection and their manner of death is listed as natural. Probable deaths include individuals who have COVID-19 indicated on their death certificate where there is no available evidence of a confirmatory test result (positive or negative).

### Deaths by County



## Michigan

Saturday, May 29, 2021

### Michigan (Statewide) Case Fatality Rate

2.2%

### Current Totals

Case Status	Cases	Deaths
Confirmed	887,719	19,163
Probable	104,222	1,213
<b>Total</b>	<b>991,941</b>	<b>20,376</b>

### Laboratory Testing

Test Type	Tests Performed
Diagnostic	13,726,289
Serology	616,772
<b>Total</b>	<b>14,343,061</b>

Cases

Deaths

View Table

Select Preparedness Region:

All

Select County:

All

Cases are shown by onset date or by lab specimen collection date if onset date was unavailable. Deaths are shown by date of death or date of last status update if date of death was unavailable. Tracking of probable cases and deaths did not begin until April 5, 2020, therefore only probable cases referred for investigation on or after April 5, 2020 are displayed (onset may have been prior).

Notes: FCI indicates federal correctional institute. MDOC indicates Michigan Department of Corrections.

## Daily Cases by Status

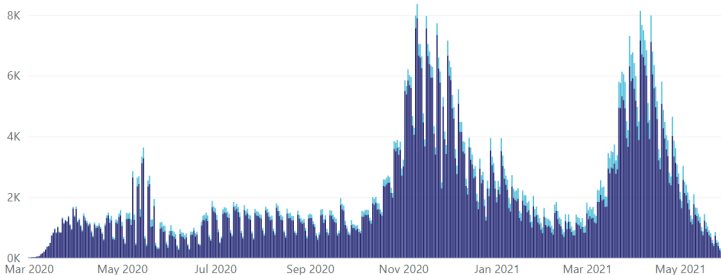
The number of daily confirmed cases represent the total number of people who had a positive NAAT/RT-PCR test for COVID-19. Cases are shown by the date of onset of symptoms.

Filter by Date:

3/1/2020

5/29/2021

### Cases by Date of Onset

Case Status ● Confirmed ● Probable

Cases

Deaths

View Table

Select Preparedness Region:

All

Select County:

All

Cases are shown by onset date or by lab specimen collection date if onset date was unavailable. Deaths are shown by date of death or date or last status update if date of death was unavailable. Tracking of probable cases and deaths did not begin until April 5, 2020, therefore only probable cases referred for investigation on or after April 5, 2020 are displayed (onset may have been prior).

Notes: FCI indicates federal correctional institute. MDOC indicates Michigan Department of Corrections.

## Daily Deaths by Status

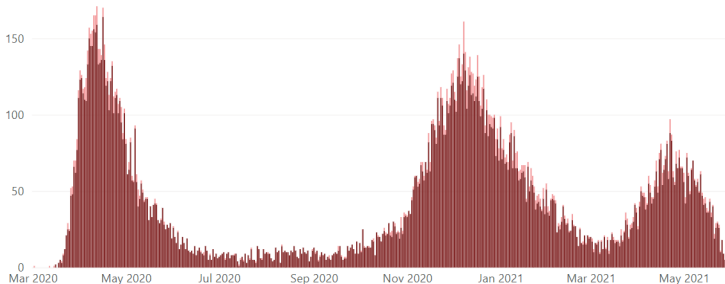
Confirmed deaths include individuals who had a confirmed COVID-19 infection and are classified as deceased by the case investigation, have COVID-19 indicated as a cause of death on their death certificate, or who die within 30 days of infection and their manner of death is listed as natural. Data are shown by the date of death.

Filter by Date:

3/1/2020

5/29/2021

## Deaths by Date of Death

Case Status ● Confirmed ● Probable

View Table

View Chart

Select Preparedness Region:

All

Select County:

All

Cases are shown by onset date or by lab specimen collection date if onset date was unavailable. Deaths are shown by date of death or date of last status update if date of death was unavailable. Tracking of probable cases and deaths did not begin until April 5, 2020, therefore these data are not displayed by date.

Notes: FCI indicates federal correctional institute. MDOC indicates Michigan Department of Corrections.

## Cumulative Confirmed Cases and Deaths among Confirmed Cases

Cumulative cases represent the total number of people who had a positive NAAT/RT-PCR test for COVID-19. Cases are shown by the date of onset of symptoms. Cumulative Deaths represent the total number of people who had a confirmed COVID-19 infection AND are either classified as deceased during the case investigation, have COVID-19 indicated as a cause of death on their death certificate, or who die within 30 days of onset and their manner of death is listed as natural. Deaths are shown by date of death.

Filter By Date:

3/1/2020

5/29/2021

### Cumulative Confirmed Cases and Deaths among Confirmed Cases by Date

● Confirmed Cases ● Deaths

0.8M

0.6M

0.4M

0.2M

0.0M

Mar 2020

May 2020

Jul 2020

Sep 2020

Nov 2020

Jan 2021

Mar 2021

May 2021



## Cases by Demographic Characteristics

Data are suppressed when the number of cases is five or below to protect the confidentiality of individuals. The sum of the cases for individual categories may be fewer than the total number of cases due to data suppression. Rates are not calculated for multiple races, other, and unknown race categories due to the unavailability of an appropriate denominator.

Cases

Deaths

Select case status:

- ☒ Confirmed  
☐ Probable

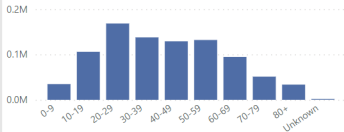
Select Preparedness Region:

All

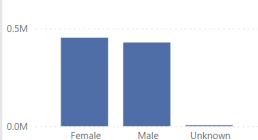
Select county:

All

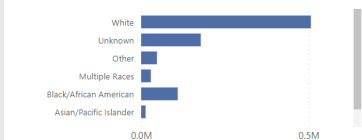
### Cases by Age Group



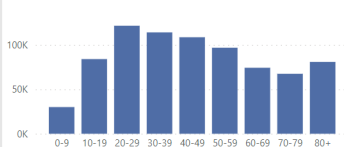
### Cases by Sex



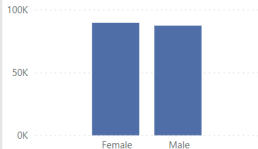
### Cases by Race



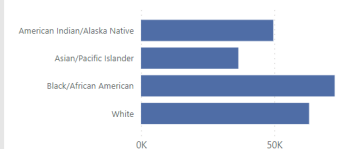
### Cases per Million by Age Group



### Cases per Million by Sex



### Cases per Million by Race



## Cases by Demographic Characteristics

Data are suppressed when the number of cases is five or below to protect the confidentiality of individuals. The sum of the cases for individual categories may be fewer than the total number of cases due to data suppression. Rates are not calculated for multiple races, other, and unknown race categories due to the unavailability of an appropriate denominator.

Cases

Deaths

Select case status:

- ☐ Confirmed  
☒ Probable

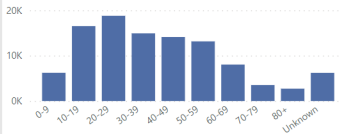
Select Preparedness Region:

All

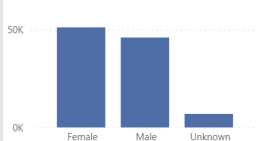
Select county:

All

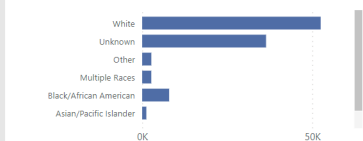
### Cases by Age Group



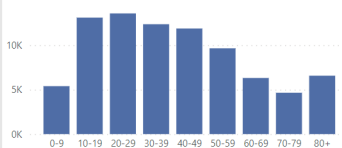
### Cases by Sex



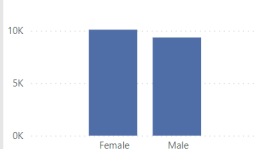
### Cases by Race



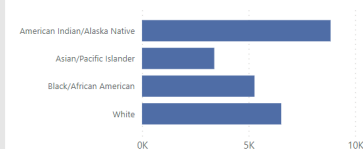
### Cases per Million by Age Group



### Cases per Million by Sex



### Cases per Million by Race



## Deaths by Demographic Characteristics

Data are suppressed when the number of deaths is five or below to protect the confidentiality of individuals. The sum of the deaths for individual categories may be fewer than the total number of deaths due to data suppression. Rates are not calculated for multiple races, other, and unknown race categories due to the unavailability of an appropriate denominator.

Cases

Deaths

Select case status:

- ☒ Confirmed  
☐ Probable

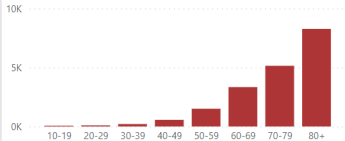
Select Preparedness Region:

All

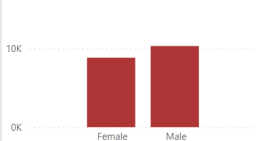
Select county:

All

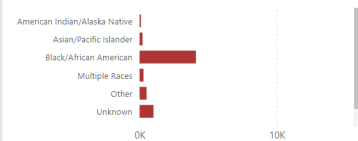
### Deaths by Age Group



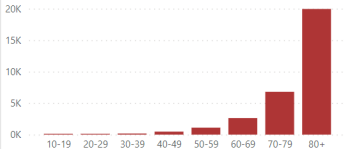
### Deaths by Sex



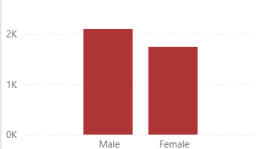
### Deaths by Race



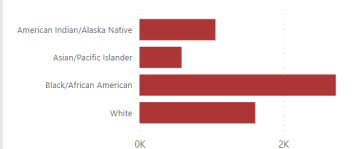
### Deaths per Million by Age Group



### Deaths per Million by Sex



### Deaths per Million by Race



## Deaths by Demographic Characteristics

Data are suppressed when the number of deaths is five or below to protect the confidentiality of individuals. The sum of the deaths for individual categories may be fewer than the total number of deaths due to data suppression. Rates are not calculated for multiple races, other, and unknown race categories due to the unavailability of an appropriate denominator.

Cases

Deaths

Select case status:

- ☐ Confirmed  
☒ Probable

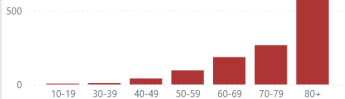
Select Preparedness Region:

All

Select county:

All

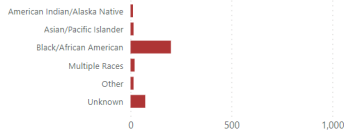
### Deaths by Age Group



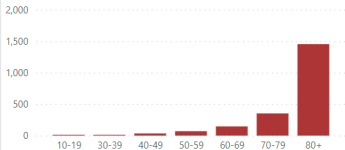
### Deaths by Sex



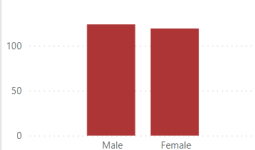
### Deaths by Race



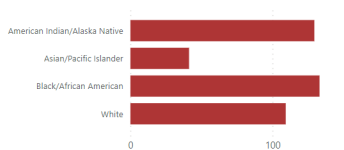
### Deaths per Million by Age Group



### Deaths per Million by Sex



### Deaths per Million by Race



View Table

View Charts

Select Preparedness Region:

All

Select County:

All

Diagnostic tests are used to find current infection and look for genes or proteins from the severe acute respiratory syndrome coronavirus 2 (SARS-CoV-2), the virus that causes COVID-19. These tests, which are performed as nasal swabs, include: Nucleic acid amplification test/real-time polymerase chain reaction (NAAT/RT-PCR) test and rapid virus antigen detection tests.

Serology tests are used to look for the possibility of previous infection. Serology tests look for antibodies to SARS-CoV-2 in the blood. There are currently two types of serology tests: the enzyme-linked immunosorbent assay (ELISA) test and the rapid antibody detection test. Serology tests do not diagnose disease and do not guarantee immunity, but might provide information about previous infection.

## Total Covid-19 Laboratory Tests

Total testing includes both diagnostic tests which are used to determine if an individual currently has COVID-19 and serology testing which is used to determine if a person has antibodies to Covid-19.

Filter by Date:

3/10/2020

5/28/2021

### Total Laboratory Tests by Type and Date

Test Type ● Diagnostic ● Serology

100K

50K

0K

May 2020

Jul 2020

Sep 2020

Nov 2020

Jan 2021

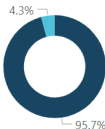
Mar 2021

May 2021

### Total Tests Completed to Date

Test Type	Count	Tests per Million Residents
Diagnostic	13,726,289	1,373,848
Serology	616,772	61,732
Total	14,343,061	1,435,579

### Percent of Tests Completed by Type



Test Type

● Diagnostic

● Serology

View Table

View Charts

Select Preparedness Region

All



Select County

All



Diagnostic tests are used to find current infection and look for genes or proteins from the severe acute respiratory syndrome coronavirus 2 (SARS-CoV-2), the virus that causes COVID-19. These tests, which are performed as nasal swabs, include: Nucleic acid amplification test/real-time polymerase chain reaction (NAAT/RT-PCR) test and rapid virus antigen detection tests. Diagnostic tests do not include serology tests which look for antibodies to SARS-CoV-2 in the blood.

## Diagnostic Covid-19 Laboratory Tests

Diagnostic tests are used to determine if an individual is currently infected with Covid-19.

Filter by Date

3/10/2020

5/28/2021

### Total Laboratory Tests by Type and Date

Test Type ● Negative ● Positive

100K

50K

0K

May 2020

Jul 2020

Sep 2020

Nov 2020

Jan 2021

Mar 2021

May 2021

### Percent of Diagnostic Tests That Were Positive

Positivity  
60%  
40%  
20%  
0%

May 2020

Jul 2020

Sep 2020

Nov 2020

Jan 2021

Mar 2021

May 2021

### Where does the data come from?

The State of Michigan COVID-19 Dashboard displays the most recent provisional data reported to the Michigan Department of Health and Humans Services (MDHHS) about cases in Michigan by selected demographics and county of residence (City of Detroit and Wayne County are reported separately). Data are reported to MDHHS via the [Michigan Disease Surveillance System \(MDSS\)](#). Provisional Death data are provided by the MDHHS Division for [Vital Records & Health Statistics](#).

### How does MDHHS classify confirmed and probable cases?

Confirmed cases only include individuals who have had a positive diagnostic laboratory test for COVID-19. Probable cases include individuals who have symptoms consistent with COVID-19 and an epidemiologic link to a confirmed case or a positive serology (antibody) test, but do not have a positive diagnostic laboratory test for COVID-19 and individuals with a positive serology (antibody) test for COVID-19 and an epidemiologic link to a confirmed case.

### How does MDHHS classify confirmed and probable deaths?

Confirmed deaths include individuals who meet one or more of the following conditions: 1) Have been identified as a confirmed case and classified as deceased as a result of a case investigation in the Michigan Disease Surveillance System (MDSS). MDSS is the database used by state and local health department to monitor reportable diseases like COVID-19; 2) have been identified as a confirmed case in MDSS had have a death certificate with COVID-19 listed as a cause of death; 3) have been identified as a confirmed case in MDSS and die within 30 days of onset of COVID-19 infection and have a death certificate which classifies their manner death as 'natural'. Probable deaths include individuals who have COVID indicated as a cause of death on their death certificate but have not had a positive diagnostic laboratory test.

### Why do the number of probable cases fluctuate?

The number of probable cases can change daily based on the investigation efforts of the health department. When a probable case is first reported, local and/or state health department staff investigate to determine if the person meets the case definition of probable. As additional information is gathered, the case could be re-classified to confirmed, remain as probable, or be determined as not a case.

### Why do data in the demographics tab not sum to the total number of cases for a county or region?

Data are not shown whenever the number of cases for a particular demographic category is fewer than six to protect the confidentiality of individuals. Rates are not calculated for other, multiple, and unknown race because an appropriate population denominator is not available for these categories at the county level.

### Where can I get more information about COVID-19?

Visit <https://www.michigan.gov/coronavirus> to find information on resources and assistance, answers to frequently asked questions, and the latest updates on Michigan's response to COVID-19. For COVID-19 updates from CDC visit <https://www.cdc.gov/coronavirus/2019-ncov>.

# PUBLIC USE DATASETS

## Cases and Deaths by County

### README

Includes total cases and deaths to date by case status (confirmed or probable) and county. County is based on the county of residence.

Confirmed cases only include individuals who have had a positive diagnostic laboratory test for COVID-19.

Probable cases include individuals who have symptoms consistent with COVID-19 and an epidemiologic link to a confirmed case or a positive serology (antibody) test, but do not have a positive diagnostic laboratory test for COVID-19 and individuals with a positive serology (antibody) test for COVID-19 and an epidemiologic link to a confirmed case.

Confirmed deaths include individuals who meet one or more of the following conditions: 1) Have been identified as a confirmed case and classified as deceased as a result of a case investigation in the Michigan Disease Surveillance System (MDSS). MDSS is the database used by state and local health department to monitor reportable diseases like COVID-19; 2) have been identified as a confirmed case in MDSS had have a death certificate with COVID-19 listed as a cause of death; 3) have been identified as a confirmed case in MDSS and die within 30 days of onset of COVID-19 infection and have a death certificate which classifies their manner death as 'natural'.

Probable deaths include individuals who have COVID indicated as a cause of death on their death certificate but have not had a positive diagnostic laboratory test.

The number of probable cases can change daily based on information obtained through the health department investigation. Probable cases can be re-classified as a confirmed case or determined to not be a case.



# **CASES AND DEATHS BY COUNTY 2021-05-29**

Updated	COUNTY	ConfirmedCases	ConfirmedDeaths	ProbableCases	ProbableDeaths
2021/05/29 13:22:22	Alcona	606	27	132	5
2021/05/29 13:22:22	Alger	321	2	194	4
2021/05/29 13:22:22	Allegan	9932	125	1147	24
2021/05/29 13:22:22	Alpena	1815	59	443	1
2021/05/29 13:22:22	Antrim	1295	23	329	6
2021/05/29 13:22:22	Arenac	1086	29	117	0
2021/05/29 13:22:22	Baraga	685	37	125	0
2021/05/29 13:22:22	Barry	5326	63	591	4
2021/05/29 13:22:22	Bay	10533	332	673	14
2021/05/29 13:22:22	Benzie	1057	34	216	1
2021/05/29 13:22:22	Berrien	13827	267	1559	19
2021/05/29 13:22:22	Branch	4363	92	440	4
2021/05/29 13:22:22	Calhoun	12265	282	2135	18
2021/05/29 13:22:22	Cass	4762	71	681	5
2021/05/29 13:22:22	Charlevoix	1291	21	372	0
2021/05/29 13:22:22	Cheboygan	1589	44	332	1
2021/05/29 13:22:22	Chippewa	1078	28	1394	5
2021/05/29 13:22:22	Clare	2035	80	420	1
2021/05/29 13:22:22	Clinton	5990	83	1588	6
2021/05/29 13:22:22	Crawford	917	14	74	0
2021/05/29 13:22:22	Delta	3337	75	690	19
2021/05/29 13:22:22	Dickinson	2396	59	336	15
2021/05/29 13:22:22	Eaton	8824	199	1267	9
2021/05/29 13:22:22	Emmet	1904	41	462	1
2021/05/29 13:22:22	Genesee	33416	883	8157	64
2021/05/29 13:22:22	Gladwin	1909	55	388	4
2021/05/29 13:22:22	Gogebic	1039	22	362	28
2021/05/29 13:22:22	Grand Traverse	5624	83	816	13
2021/05/29 13:22:22	Gratiot	3212	116	847	4
2021/05/29 13:22:22	Hillsdale	3992	90	393	3
2021/05/29 13:22:22	Houghton	2521	34	606	8
2021/05/29 13:22:22	Huron	3046	73	1029	6
2021/05/29 13:22:22	Ingham	22571	373	2161	8
2021/05/29 13:22:22	Ionia	6151	77	91	3
2021/05/29 13:22:22	Iosco	1795	69	197	5
2021/05/29 13:22:22	Iron	983	42	69	9
2021/05/29 13:22:22	Isabella	5368	91	935	5
2021/05/29 13:22:22	Jackson	14647	271	1088	7
2021/05/29 13:22:22	Kalamazoo	20106	356	2870	40
2021/05/29 13:22:22	Kalkaska	1042	23	76	0
2021/05/29 13:22:22	Kent	68010	775	4707	64
2021/05/29 13:22:22	Keweenaw	144	1	32	1
2021/05/29 13:22:22	Lake	583	14	46	1
2021/05/29 13:22:22	Lapeer	7812	197	1374	2
2021/05/29 13:22:22	Leelanau	1020	18	218	0
2021/05/29 13:22:22	Lenawee	8619	157	697	5
2021/05/29 13:22:22	Livingston	14662	173	1953	13

2021/05/29 13:22:22	Luce	218	3	253	1
2021/05/29 13:22:22	Mackinac	452	3	252	0
2021/05/29 13:22:22	Macomb	91479	2298	8119	124
2021/05/29 13:22:22	Manistee	1108	19	87	3
2021/05/29 13:22:22	Marquette	4248	60	821	1
2021/05/29 13:22:22	Mason	1998	36	129	0
2021/05/29 13:22:22	Mecosta	3008	31	178	1
2021/05/29 13:22:22	Menominee	1788	41	325	2
2021/05/29 13:22:22	Midland	6799	87	713	3
2021/05/29 13:22:22	Missaukee	1255	18	245	8
2021/05/29 13:22:22	Monroe	12752	239	2575	22
2021/05/29 13:22:22	Montcalm	5420	110	586	2
2021/05/29 13:22:22	Montmorenc	517	19	92	1
2021/05/29 13:22:22	Muskegon	15539	347	549	8
2021/05/29 13:22:22	Newaygo	4504	64	338	2
2021/05/29 13:22:22	Oakland	101505	2225	16282	131
2021/05/29 13:22:22	Oceana	2610	58	141	2
2021/05/29 13:22:22	Ogemaw	1458	42	271	1
2021/05/29 13:22:22	Ontonagon	417	20	58	1
2021/05/29 13:22:22	Osceola	1683	30	262	0
2021/05/29 13:22:22	Oscoda	572	28	104	2
2021/05/29 13:22:22	Otsego	1918	36	411	5
2021/05/29 13:22:22	Ottawa	30217	377	2434	47
2021/05/29 13:22:22	Presque Isle	892	33	160	1
2021/05/29 13:22:22	Roscommon	1610	48	272	2
2021/05/29 13:22:22	Saginaw	19849	583	1355	19
2021/05/29 13:22:22	Sanilac	3723	111	524	8
2021/05/29 13:22:22	Schoolcraft	350	4	83	1
2021/05/29 13:22:22	Shiawassee	5701	103	697	2
2021/05/29 13:22:22	St Clair	15294	414	3049	20
2021/05/29 13:22:22	St Joseph	5451	94	740	6
2021/05/29 13:22:22	Tuscola	4872	163	778	12
2021/05/29 13:22:22	Van Buren	6619	115	462	13
2021/05/29 13:22:22	Washtenaw	23983	287	2391	7
2021/05/29 13:22:22	Wayne	100987	2516	8343	153
2021/05/29 13:22:22	Wexford	2537	43	346	4
2021/05/29 13:22:22	MDOC	26036	147	846	3
2021/05/29 13:22:22	FCI	311	5	5	0
2021/05/29 13:22:22	Out-of-State	1635	13	129	2
2021/05/29 13:22:22	Unknown	13	0	18	0
2021/05/29 13:22:22	Detroit City	50885	2213	3970	138

# PUBLIC USE DATASETS

## Cases by Demographics Statewide

### README

Includes the total number of confirmed and probable cases and confirmed and probable deaths to date by demographic characteristics

Confirmed cases only include individuals who have had a positive diagnostic laboratory test for COVID-19.

Probable cases include individuals who have symptoms consistent with COVID-19 and an epidemiologic link to a confirmed case or a positive serology (antibody) test, but do not have a positive diagnostic laboratory test for COVID-19 and individuals with a positive serology (antibody) test for COVID-19 and an epidemiologic link to a confirmed case.

Confirmed deaths include individuals who meet one or more of the following conditions: 1) Have been identified as a confirmed case and classified as deceased as a result of a case investigation in the Michigan Disease Surveillance System (MDSS). MDSS is the database used by state and local health department to monitor reportable diseases like COVID-19; 2) have been identified as a confirmed case in MDSS had have a death certificate with COVID-19 listed as a cause of death; 3) have been identified as a confirmed case in MDSS and die within 30 days of onset of COVID-19 infection and have a death certificate which classifies their manner death as 'natural'.

Probable deaths include individuals who have COVID indicated as a cause of death on their death certificate but have not had a positive diagnostic laboratory test.

The number of probable cases can change daily based on information obtained through the health department investigation. Probable cases can be re-classified as a confirmed case or determined to not be a case.

Data is suppressed when the number of cases or deaths in a single category is between one and five to protect the confidentiality of individuals.

# **CASES BY DEMOGRAPHICS STATEWIDE 2021-05-29**

CASE_STATUS	AgeCat	RaceCat	SEX	Cases	Deaths
Confirmed	0-9	American Indian/Alaska Native	Female	139	0
Confirmed	10-19	American Indian/Alaska Native	Female	338	0
Confirmed	20-29	American Indian/Alaska Native	Female	502	0
Confirmed	30-39	American Indian/Alaska Native	Female	382	Suppressed
Confirmed	40-49	American Indian/Alaska Native	Female	352	Suppressed
Confirmed	50-59	American Indian/Alaska Native	Female	336	Suppressed
Confirmed	60-69	American Indian/Alaska Native	Female	215	10
Confirmed	70-79	American Indian/Alaska Native	Female	103	10
Confirmed	80+	American Indian/Alaska Native	Female	43	10
Confirmed	Unknown	American Indian/Alaska Native	Female	Suppressed	0
Confirmed	0-9	Asian/Pacific Islander	Female	262	0
Confirmed	10-19	Asian/Pacific Islander	Female	811	0
Confirmed	20-29	Asian/Pacific Islander	Female	1450	0
Confirmed	30-39	Asian/Pacific Islander	Female	1264	Suppressed
Confirmed	40-49	Asian/Pacific Islander	Female	1093	Suppressed
Confirmed	50-59	Asian/Pacific Islander	Female	884	7
Confirmed	60-69	Asian/Pacific Islander	Female	470	11
Confirmed	70-79	Asian/Pacific Islander	Female	238	27
Confirmed	80+	Asian/Pacific Islander	Female	145	37
Confirmed	Unknown	Asian/Pacific Islander	Female	0	0
Confirmed	0-9	Black/African American	Female	2515	Suppressed
Confirmed	10-19	Black/African American	Female	5506	Suppressed
Confirmed	20-29	Black/African American	Female	11493	18
Confirmed	30-39	Black/African American	Female	10160	30
Confirmed	40-49	Black/African American	Female	8240	82
Confirmed	50-59	Black/African American	Female	7002	199
Confirmed	60-69	Black/African American	Female	5510	413
Confirmed	70-79	Black/African American	Female	3064	522
Confirmed	80+	Black/African American	Female	1973	659
Confirmed	Unknown	Black/African American	Female	19	0
Confirmed	0-9	Multiple Races	Female	766	0
Confirmed	10-19	Multiple Races	Female	2263	Suppressed
Confirmed	20-29	Multiple Races	Female	2951	0
Confirmed	30-39	Multiple Races	Female	2152	0
Confirmed	40-49	Multiple Races	Female	2153	Suppressed
Confirmed	50-59	Multiple Races	Female	2188	10
Confirmed	60-69	Multiple Races	Female	1572	17
Confirmed	70-79	Multiple Races	Female	851	33
Confirmed	80+	Multiple Races	Female	539	65
Confirmed	Unknown	Multiple Races	Female	12	0
Confirmed	0-9	Other	Female	1298	Suppressed
Confirmed	10-19	Other	Female	3207	Suppressed
Confirmed	20-29	Other	Female	5032	0
Confirmed	30-39	Other	Female	3924	Suppressed
Confirmed	40-49	Other	Female	3610	8
Confirmed	50-59	Other	Female	2808	21
Confirmed	60-69	Other	Female	1713	49

Confirmed	70-79	Other	Female	823	46
Confirmed	80+	Other	Female	561	87
Confirmed	Unknown	Other	Female	10	0
Confirmed	0-9	Unknown	Female	2689	0
Confirmed	10-19	Unknown	Female	9723	0
Confirmed	20-29	Unknown	Female	17703	Suppressed
Confirmed	30-39	Unknown	Female	14386	Suppressed
Confirmed	40-49	Unknown	Female	14350	18
Confirmed	50-59	Unknown	Female	14701	27
Confirmed	60-69	Unknown	Female	8541	75
Confirmed	70-79	Unknown	Female	3771	108
Confirmed	80+	Unknown	Female	2620	261
Confirmed	Unknown	Unknown	Female	120	0
Confirmed	0-9	White	Female	8990	0
Confirmed	10-19	White	Female	32293	Suppressed
Confirmed	20-29	White	Female	48093	20
Confirmed	30-39	White	Female	37897	35
Confirmed	40-49	White	Female	36084	94
Confirmed	50-59	White	Female	37924	305
Confirmed	60-69	White	Female	28921	728
Confirmed	70-79	White	Female	17334	1375
Confirmed	80+	White	Female	14437	3381
Confirmed	Unknown	White	Female	113	0
Confirmed	0-9	American Indian/Alaska Native	Male	136	0
Confirmed	10-19	American Indian/Alaska Native	Male	343	0
Confirmed	20-29	American Indian/Alaska Native	Male	405	0
Confirmed	30-39	American Indian/Alaska Native	Male	350	Suppressed
Confirmed	40-49	American Indian/Alaska Native	Male	331	Suppressed
Confirmed	50-59	American Indian/Alaska Native	Male	266	Suppressed
Confirmed	60-69	American Indian/Alaska Native	Male	214	30
Confirmed	70-79	American Indian/Alaska Native	Male	93	15
Confirmed	80+	American Indian/Alaska Native	Male	36	9
Confirmed	Unknown	American Indian/Alaska Native	Male	0	0
Confirmed	0-9	Asian/Pacific Islander	Male	328	0
Confirmed	10-19	Asian/Pacific Islander	Male	821	0
Confirmed	20-29	Asian/Pacific Islander	Male	1659	Suppressed
Confirmed	30-39	Asian/Pacific Islander	Male	1240	Suppressed
Confirmed	40-49	Asian/Pacific Islander	Male	942	Suppressed
Confirmed	50-59	Asian/Pacific Islander	Male	835	6
Confirmed	60-69	Asian/Pacific Islander	Male	488	31
Confirmed	70-79	Asian/Pacific Islander	Male	211	44
Confirmed	80+	Asian/Pacific Islander	Male	106	34
Confirmed	Unknown	Asian/Pacific Islander	Male	Suppressed	0
Confirmed	0-9	Black/African American	Male	2555	0
Confirmed	10-19	Black/African American	Male	4905	Suppressed
Confirmed	20-29	Black/African American	Male	10371	20
Confirmed	30-39	Black/African American	Male	9901	50
Confirmed	40-49	Black/African American	Male	8459	128
Confirmed	50-59	Black/African American	Male	7656	315
Confirmed	60-69	Black/African American	Male	5476	554

Confirmed	70-79	Black/African American	Male	2738	655
Confirmed	80+	Black/African American	Male	1128	455
Confirmed	Unknown	Black/African American	Male	8	0
Confirmed	0-9	Multiple Races	Male	814	Suppressed
Confirmed	10-19	Multiple Races	Male	2218	0
Confirmed	20-29	Multiple Races	Male	2518	0
Confirmed	30-39	Multiple Races	Male	1770	Suppressed
Confirmed	40-49	Multiple Races	Male	1718	6
Confirmed	50-59	Multiple Races	Male	1728	11
Confirmed	60-69	Multiple Races	Male	1480	40
Confirmed	70-79	Multiple Races	Male	786	42
Confirmed	80+	Multiple Races	Male	329	52
Confirmed	Unknown	Multiple Races	Male	8	0
Confirmed	0-9	Other	Male	1354	0
Confirmed	10-19	Other	Male	3238	0
Confirmed	20-29	Other	Male	5184	Suppressed
Confirmed	30-39	Other	Male	4078	Suppressed
Confirmed	40-49	Other	Male	3853	24
Confirmed	50-59	Other	Male	3202	36
Confirmed	60-69	Other	Male	1828	82
Confirmed	70-79	Other	Male	780	77
Confirmed	80+	Other	Male	332	69
Confirmed	Unknown	Other	Male	8	0
Confirmed	0-9	Unknown	Male	2833	0
Confirmed	10-19	Unknown	Male	9212	0
Confirmed	20-29	Unknown	Male	18162	Suppressed
Confirmed	30-39	Unknown	Male	14947	13
Confirmed	40-49	Unknown	Male	13756	29
Confirmed	50-59	Unknown	Male	14551	54
Confirmed	60-69	Unknown	Male	8331	97
Confirmed	70-79	Unknown	Male	3155	149
Confirmed	80+	Unknown	Male	1453	171
Confirmed	Unknown	Unknown	Male	138	0
Confirmed	0-9	White	Male	9818	0
Confirmed	10-19	White	Male	30484	Suppressed
Confirmed	20-29	White	Male	41745	29
Confirmed	30-39	White	Male	34445	56
Confirmed	40-49	White	Male	33279	160
Confirmed	50-59	White	Male	37145	508
Confirmed	60-69	White	Male	29427	1205
Confirmed	70-79	White	Male	17054	2048
Confirmed	80+	White	Male	9788	2991
Confirmed	Unknown	White	Male	87	0
Confirmed	0-9	American Indian/Alaska Native	Unknown	Suppressed	0
Confirmed	10-19	American Indian/Alaska Native	Unknown	Suppressed	0
Confirmed	20-29	American Indian/Alaska Native	Unknown	Suppressed	0
Confirmed	30-39	American Indian/Alaska Native	Unknown	Suppressed	0
Confirmed	40-49	American Indian/Alaska Native	Unknown	0	0
Confirmed	50-59	American Indian/Alaska Native	Unknown	Suppressed	0
Confirmed	60-69	American Indian/Alaska Native	Unknown	Suppressed	0

Confirmed	70-79	American Indian/Alaska Native	Unknown	Suppressed	0
Confirmed	80+	American Indian/Alaska Native	Unknown	0	0
Confirmed	Unknown	American Indian/Alaska Native	Unknown	0	0
Confirmed	0-9	Asian/Pacific Islander	Unknown	0	0
Confirmed	10-19	Asian/Pacific Islander	Unknown	7	0
Confirmed	20-29	Asian/Pacific Islander	Unknown	8	0
Confirmed	30-39	Asian/Pacific Islander	Unknown	Suppressed	0
Confirmed	40-49	Asian/Pacific Islander	Unknown	Suppressed	0
Confirmed	50-59	Asian/Pacific Islander	Unknown	Suppressed	0
Confirmed	60-69	Asian/Pacific Islander	Unknown	Suppressed	0
Confirmed	70-79	Asian/Pacific Islander	Unknown	0	0
Confirmed	80+	Asian/Pacific Islander	Unknown	0	0
Confirmed	Unknown	Asian/Pacific Islander	Unknown	0	0
Confirmed	0-9	Black/African American	Unknown	Suppressed	0
Confirmed	10-19	Black/African American	Unknown	22	0
Confirmed	20-29	Black/African American	Unknown	122	0
Confirmed	30-39	Black/African American	Unknown	110	0
Confirmed	40-49	Black/African American	Unknown	118	0
Confirmed	50-59	Black/African American	Unknown	92	0
Confirmed	60-69	Black/African American	Unknown	40	0
Confirmed	70-79	Black/African American	Unknown	11	0
Confirmed	80+	Black/African American	Unknown	Suppressed	0
Confirmed	Unknown	Black/African American	Unknown	Suppressed	0
Confirmed	0-9	Multiple Races	Unknown	8	0
Confirmed	10-19	Multiple Races	Unknown	15	0
Confirmed	20-29	Multiple Races	Unknown	23	0
Confirmed	30-39	Multiple Races	Unknown	16	0
Confirmed	40-49	Multiple Races	Unknown	18	0
Confirmed	50-59	Multiple Races	Unknown	12	0
Confirmed	60-69	Multiple Races	Unknown	15	0
Confirmed	70-79	Multiple Races	Unknown	6	0
Confirmed	80+	Multiple Races	Unknown	Suppressed	0
Confirmed	Unknown	Multiple Races	Unknown	Suppressed	0
Confirmed	0-9	Other	Unknown	19	0
Confirmed	10-19	Other	Unknown	21	0
Confirmed	20-29	Other	Unknown	49	0
Confirmed	30-39	Other	Unknown	41	0
Confirmed	40-49	Other	Unknown	64	0
Confirmed	50-59	Other	Unknown	36	0
Confirmed	60-69	Other	Unknown	18	0
Confirmed	70-79	Other	Unknown	Suppressed	0
Confirmed	80+	Other	Unknown	10	0
Confirmed	Unknown	Other	Unknown	Suppressed	0
Confirmed	0-9	Unknown	Unknown	122	0
Confirmed	10-19	Unknown	Unknown	344	0
Confirmed	20-29	Unknown	Unknown	619	0
Confirmed	30-39	Unknown	Unknown	434	0
Confirmed	40-49	Unknown	Unknown	432	0
Confirmed	50-59	Unknown	Unknown	402	0
Confirmed	60-69	Unknown	Unknown	209	0

Confirmed	70-79	Unknown	Unknown	92	0
Confirmed	80+	Unknown	Unknown	63	0
Confirmed	Unknown	Unknown	Unknown	67	0
Confirmed	0-9	White	Unknown	29	0
Confirmed	10-19	White	Unknown	164	0
Confirmed	20-29	White	Unknown	254	0
Confirmed	30-39	White	Unknown	229	0
Confirmed	40-49	White	Unknown	214	0
Confirmed	50-59	White	Unknown	202	0
Confirmed	60-69	White	Unknown	133	0
Confirmed	70-79	White	Unknown	61	0
Confirmed	80+	White	Unknown	22	0
Confirmed	Unknown	White	Unknown	Suppressed	0
Probable	0-9	American Indian/Alaska Native	Female	41	0
Probable	10-19	American Indian/Alaska Native	Female	76	0
Probable	20-29	American Indian/Alaska Native	Female	83	0
Probable	30-39	American Indian/Alaska Native	Female	67	0
Probable	40-49	American Indian/Alaska Native	Female	66	0
Probable	50-59	American Indian/Alaska Native	Female	36	0
Probable	60-69	American Indian/Alaska Native	Female	32	0
Probable	70-79	American Indian/Alaska Native	Female	9	0
Probable	80+	American Indian/Alaska Native	Female	6	Suppressed
Probable	Unknown	American Indian/Alaska Native	Female	Suppressed	0
Probable	0-9	Asian/Pacific Islander	Female	40	0
Probable	10-19	Asian/Pacific Islander	Female	87	0
Probable	20-29	Asian/Pacific Islander	Female	149	0
Probable	30-39	Asian/Pacific Islander	Female	113	0
Probable	40-49	Asian/Pacific Islander	Female	86	0
Probable	50-59	Asian/Pacific Islander	Female	78	0
Probable	60-69	Asian/Pacific Islander	Female	40	Suppressed
Probable	70-79	Asian/Pacific Islander	Female	15	Suppressed
Probable	80+	Asian/Pacific Islander	Female	Suppressed	0
Probable	Unknown	Asian/Pacific Islander	Female	6	0
Probable	0-9	Black/African American	Female	224	0
Probable	10-19	Black/African American	Female	536	0
Probable	20-29	Black/African American	Female	977	0
Probable	30-39	Black/African American	Female	812	0
Probable	40-49	Black/African American	Female	659	6
Probable	50-59	Black/African American	Female	510	12
Probable	60-69	Black/African American	Female	328	20
Probable	70-79	Black/African American	Female	122	17
Probable	80+	Black/African American	Female	83	36
Probable	Unknown	Black/African American	Female	33	Suppressed
Probable	0-9	Multiple Races	Female	139	0
Probable	10-19	Multiple Races	Female	297	0
Probable	20-29	Multiple Races	Female	250	0
Probable	30-39	Multiple Races	Female	159	0
Probable	40-49	Multiple Races	Female	157	0
Probable	50-59	Multiple Races	Female	157	Suppressed
Probable	60-69	Multiple Races	Female	103	Suppressed



Probable	70-79	Multiple Races	Female	42	0
Probable	80+	Multiple Races	Female	31	7
Probable	Unknown	Multiple Races	Female	56	0
Probable	0-9	Other	Female	89	0
Probable	10-19	Other	Female	223	0
Probable	20-29	Other	Female	292	0
Probable	30-39	Other	Female	225	0
Probable	40-49	Other	Female	191	0
Probable	50-59	Other	Female	142	Suppressed
Probable	60-69	Other	Female	74	Suppressed
Probable	70-79	Other	Female	29	0
Probable	80+	Other	Female	13	Suppressed
Probable	Unknown	Other	Female	18	0
Probable	0-9	Unknown	Female	726	0
Probable	10-19	Unknown	Female	2146	0
Probable	20-29	Unknown	Female	2862	0
Probable	30-39	Unknown	Female	2166	0
Probable	40-49	Unknown	Female	2169	0
Probable	50-59	Unknown	Female	1985	Suppressed
Probable	60-69	Unknown	Female	1271	6
Probable	70-79	Unknown	Female	472	Suppressed
Probable	80+	Unknown	Female	296	24
Probable	Unknown	Unknown	Female	1625	0
Probable	0-9	White	Female	1618	0
Probable	10-19	White	Female	4547	Suppressed
Probable	20-29	White	Female	4874	0
Probable	30-39	White	Female	3935	Suppressed
Probable	40-49	White	Female	3839	8
Probable	50-59	White	Female	3601	26
Probable	60-69	White	Female	2264	41
Probable	70-79	White	Female	1152	81
Probable	80+	White	Female	1298	293
Probable	Unknown	White	Female	393	Suppressed
Probable	0-9	American Indian/Alaska Native	Male	39	0
Probable	10-19	American Indian/Alaska Native	Male	101	0
Probable	20-29	American Indian/Alaska Native	Male	74	0
Probable	30-39	American Indian/Alaska Native	Male	57	0
Probable	40-49	American Indian/Alaska Native	Male	46	0
Probable	50-59	American Indian/Alaska Native	Male	43	Suppressed
Probable	60-69	American Indian/Alaska Native	Male	23	Suppressed
Probable	70-79	American Indian/Alaska Native	Male	7	Suppressed
Probable	80+	American Indian/Alaska Native	Male	Suppressed	Suppressed
Probable	Unknown	American Indian/Alaska Native	Male	Suppressed	0
Probable	0-9	Asian/Pacific Islander	Male	50	0
Probable	10-19	Asian/Pacific Islander	Male	96	0
Probable	20-29	Asian/Pacific Islander	Male	153	0
Probable	30-39	Asian/Pacific Islander	Male	120	Suppressed
Probable	40-49	Asian/Pacific Islander	Male	79	0
Probable	50-59	Asian/Pacific Islander	Male	58	Suppressed
Probable	60-69	Asian/Pacific Islander	Male	26	Suppressed

Probable	70-79	Asian/Pacific Islander	Male	8	Suppressed
Probable	80+	Asian/Pacific Islander	Male	7	Suppressed
Probable	Unknown	Asian/Pacific Islander	Male	Suppressed	0
Probable	0-9	Black/African American	Male	254	0
Probable	10-19	Black/African American	Male	516	Suppressed
Probable	20-29	Black/African American	Male	745	0
Probable	30-39	Black/African American	Male	663	Suppressed
Probable	40-49	Black/African American	Male	516	9
Probable	50-59	Black/African American	Male	465	15
Probable	60-69	Black/African American	Male	267	27
Probable	70-79	Black/African American	Male	101	33
Probable	80+	Black/African American	Male	43	22
Probable	Unknown	Black/African American	Male	23	0
Probable	0-9	Multiple Races	Male	129	0
Probable	10-19	Multiple Races	Male	281	0
Probable	20-29	Multiple Races	Male	180	0
Probable	30-39	Multiple Races	Male	141	0
Probable	40-49	Multiple Races	Male	145	Suppressed
Probable	50-59	Multiple Races	Male	115	0
Probable	60-69	Multiple Races	Male	86	Suppressed
Probable	70-79	Multiple Races	Male	39	Suppressed
Probable	80+	Multiple Races	Male	17	7
Probable	Unknown	Multiple Races	Male	53	0
Probable	0-9	Other	Male	102	0
Probable	10-19	Other	Male	246	0
Probable	20-29	Other	Male	288	0
Probable	30-39	Other	Male	235	0
Probable	40-49	Other	Male	204	Suppressed
Probable	50-59	Other	Male	130	Suppressed
Probable	60-69	Other	Male	83	Suppressed
Probable	70-79	Other	Male	29	Suppressed
Probable	80+	Other	Male	8	Suppressed
Probable	Unknown	Other	Male	17	0
Probable	0-9	Unknown	Male	727	0
Probable	10-19	Unknown	Male	2134	Suppressed
Probable	20-29	Unknown	Male	2734	0
Probable	30-39	Unknown	Male	2147	Suppressed
Probable	40-49	Unknown	Male	1938	Suppressed
Probable	50-59	Unknown	Male	1911	Suppressed
Probable	60-69	Unknown	Male	1052	Suppressed
Probable	70-79	Unknown	Male	368	8
Probable	80+	Unknown	Male	177	16
Probable	Unknown	Unknown	Male	1392	0
Probable	0-9	White	Male	1740	Suppressed
Probable	10-19	White	Male	4491	Suppressed
Probable	20-29	White	Male	4201	Suppressed
Probable	30-39	White	Male	3332	Suppressed
Probable	40-49	White	Male	3232	12
Probable	50-59	White	Male	3289	31
Probable	60-69	White	Male	2058	73

Probable	70-79	White	Male	989	114
Probable	80+	White	Male	689	186
Probable	Unknown	White	Male	338	0
Probable	0-9	American Indian/Alaska Native	Unknown	0	0
Probable	10-19	American Indian/Alaska Native	Unknown	0	0
Probable	20-29	American Indian/Alaska Native	Unknown	Suppressed	0
Probable	30-39	American Indian/Alaska Native	Unknown	0	0
Probable	40-49	American Indian/Alaska Native	Unknown	Suppressed	0
Probable	50-59	American Indian/Alaska Native	Unknown	Suppressed	0
Probable	60-69	American Indian/Alaska Native	Unknown	0	0
Probable	70-79	American Indian/Alaska Native	Unknown	Suppressed	0
Probable	80+	American Indian/Alaska Native	Unknown	0	0
Probable	Unknown	American Indian/Alaska Native	Unknown	Suppressed	0
Probable	0-9	Asian/Pacific Islander	Unknown	Suppressed	0
Probable	10-19	Asian/Pacific Islander	Unknown	Suppressed	0
Probable	20-29	Asian/Pacific Islander	Unknown	Suppressed	0
Probable	30-39	Asian/Pacific Islander	Unknown	Suppressed	0
Probable	40-49	Asian/Pacific Islander	Unknown	Suppressed	0
Probable	50-59	Asian/Pacific Islander	Unknown	Suppressed	0
Probable	60-69	Asian/Pacific Islander	Unknown	0	0
Probable	70-79	Asian/Pacific Islander	Unknown	0	0
Probable	80+	Asian/Pacific Islander	Unknown	0	0
Probable	Unknown	Asian/Pacific Islander	Unknown	Suppressed	0
Probable	0-9	Black/African American	Unknown	7	0
Probable	10-19	Black/African American	Unknown	9	0
Probable	20-29	Black/African American	Unknown	9	0
Probable	30-39	Black/African American	Unknown	Suppressed	0
Probable	40-49	Black/African American	Unknown	7	0
Probable	50-59	Black/African American	Unknown	6	0
Probable	60-69	Black/African American	Unknown	Suppressed	0
Probable	70-79	Black/African American	Unknown	Suppressed	0
Probable	80+	Black/African American	Unknown	0	0
Probable	Unknown	Black/African American	Unknown	Suppressed	0
Probable	0-9	Multiple Races	Unknown	10	0
Probable	10-19	Multiple Races	Unknown	22	0
Probable	20-29	Multiple Races	Unknown	20	0
Probable	30-39	Multiple Races	Unknown	18	0
Probable	40-49	Multiple Races	Unknown	14	0
Probable	50-59	Multiple Races	Unknown	10	0
Probable	60-69	Multiple Races	Unknown	Suppressed	0
Probable	70-79	Multiple Races	Unknown	Suppressed	0
Probable	80+	Multiple Races	Unknown	0	0
Probable	Unknown	Multiple Races	Unknown	12	0
Probable	0-9	Other	Unknown	8	0
Probable	10-19	Other	Unknown	20	0
Probable	20-29	Other	Unknown	6	0
Probable	30-39	Other	Unknown	12	0
Probable	40-49	Other	Unknown	7	0
Probable	50-59	Other	Unknown	Suppressed	0
Probable	60-69	Other	Unknown	Suppressed	0

Probable	70-79	Other	Unknown	0	0
Probable	80+	Other	Unknown	0	0
Probable	Unknown	Other	Unknown	0	0
Probable	0-9	Unknown	Unknown	230	0
Probable	10-19	Unknown	Unknown	565	0
Probable	20-29	Unknown	Unknown	817	0
Probable	30-39	Unknown	Unknown	642	0
Probable	40-49	Unknown	Unknown	681	0
Probable	50-59	Unknown	Unknown	535	0
Probable	60-69	Unknown	Unknown	295	0
Probable	70-79	Unknown	Unknown	114	0
Probable	80+	Unknown	Unknown	42	0
Probable	Unknown	Unknown	Unknown	2185	0
Probable	0-9	White	Unknown	50	0
Probable	10-19	White	Unknown	123	0
Probable	20-29	White	Unknown	73	0
Probable	30-39	White	Unknown	69	0
Probable	40-49	White	Unknown	72	0
Probable	50-59	White	Unknown	71	0
Probable	60-69	White	Unknown	31	0
Probable	70-79	White	Unknown	28	0
Probable	80+	White	Unknown	9	0
Probable	Unknown	White	Unknown	49	0

# PUBLIC USE DATASETS

## COVID-19 Tests by County

### README

Data includes tests by type (diagnostic, serology or total combined) by county.

Diagnostic tests are used to find current infection and look for genes or proteins from the severe acute respiratory syndrome coronavirus 2 (SARS-CoV-2), the virus that causes COVID-19. These tests, which are performed as nasal swabs, include: Nucleic acid amplification test/real-time polymerase chain reaction (NAAT/RT-PCR) test and rapid virus antigen detection point of care (POC) tests.

Serology tests are used to look for the possibility of previous infection. Serology tests look for antibodies to SARS-CoV-2 in the blood. There are currently two types of serology tests: the enzyme-linked immunosorbent assay (ELISA) test and the rapid antibody detection POC test. Serology tests do not diagnose disease and do not guarantee immunity, but might provide information about previous infection.

Correctional includes state and federal prisons and county and city detection facilities.

Testing data represents total tests performed, not individuals tested. A single individual may have more than one test completed.

## COVID-19 TESTS BY COUNTY 2021-05-29

Updated	COUNTY	TestType	Count	RatePerMillion
2021/05/29 13:22:39	Alcona	Diagnostic	7596	730034
2021/05/29 13:22:39	Alcona	Serology	181	17395
2021/05/29 13:22:39	Alcona	Total	7777	747429
2021/05/29 13:22:39	Alger	Serology	385	42271
2021/05/29 13:22:39	Alger	Diagnostic	8814	967721
2021/05/29 13:22:39	Alger	Total	9199	1009991
2021/05/29 13:22:39	Allegan	Serology	3074	26033
2021/05/29 13:22:39	Allegan	Diagnostic	121122	1025754
2021/05/29 13:22:39	Allegan	Total	124196	1051786
2021/05/29 13:22:39	Alpena	Serology	773	27214
2021/05/29 13:22:39	Alpena	Diagnostic	22359	787150
2021/05/29 13:22:39	Alpena	Total	23132	814364
2021/05/29 13:22:39	Antrim	Diagnostic	22553	966944
2021/05/29 13:22:39	Antrim	Serology	826	35414
2021/05/29 13:22:39	Antrim	Total	23379	1002358
2021/05/29 13:22:39	Arenac	Serology	501	33663
2021/05/29 13:22:39	Arenac	Diagnostic	17157	1152792
2021/05/29 13:22:39	Arenac	Total	17658	1186454
2021/05/29 13:22:39	Baraga	Diagnostic	8902	1084420
2021/05/29 13:22:39	Baraga	Serology	60	7309
2021/05/29 13:22:39	Baraga	Total	8962	1091729
2021/05/29 13:22:39	Barry	Serology	1985	32250
2021/05/29 13:22:39	Barry	Diagnostic	60984	990804
2021/05/29 13:22:39	Barry	Total	62969	1023054
2021/05/29 13:22:39	Bay	Serology	7326	71039
2021/05/29 13:22:39	Bay	Diagnostic	129977	1260371
2021/05/29 13:22:39	Bay	Total	137303	1331410
2021/05/29 13:22:39	Benzie	Diagnostic	13012	732410
2021/05/29 13:22:39	Benzie	Serology	774	43566
2021/05/29 13:22:39	Benzie	Total	13786	775977
2021/05/29 13:22:39	Berrien	Diagnostic	241523	1574455
2021/05/29 13:22:39	Berrien	Serology	6156	40130
2021/05/29 13:22:39	Berrien	Total	247679	1614585
2021/05/29 13:22:39	Branch	Diagnostic	43326	995611
2021/05/29 13:22:39	Branch	Serology	618	14201
2021/05/29 13:22:39	Branch	Total	43944	1009812
2021/05/29 13:22:39	Calhoun	Serology	1849	13782
2021/05/29 13:22:39	Calhoun	Diagnostic	203575	1517416
2021/05/29 13:22:39	Calhoun	Total	205424	1531198
2021/05/29 13:22:39	Cass	Diagnostic	40831	788441
2021/05/29 13:22:39	Cass	Serology	781	15081
2021/05/29 13:22:39	Cass	Total	41612	803522
2021/05/29 13:22:39	Charlevoix	Diagnostic	23436	896454
2021/05/29 13:22:39	Charlevoix	Serology	1131	43262
2021/05/29 13:22:39	Charlevoix	Total	24567	939716
2021/05/29 13:22:39	Cheboygan	Diagnostic	17041	674197
2021/05/29 13:22:39	Cheboygan	Serology	630	24925

2021/05/29 13:22:39	Cheboygan	Total	17671	699122
2021/05/29 13:22:39	Chippewa	Serology	354	9478
2021/05/29 13:22:39	Chippewa	Diagnostic	28602	765804
2021/05/29 13:22:39	Chippewa	Total	28956	775282
2021/05/29 13:22:39	Clare	Diagnostic	24201	781939
2021/05/29 13:22:39	Clare	Serology	1062	34313
2021/05/29 13:22:39	Clare	Total	25263	816252
2021/05/29 13:22:39	Clinton	Diagnostic	60187	756166
2021/05/29 13:22:39	Clinton	Serology	4284	53822
2021/05/29 13:22:39	Clinton	Total	64471	809988
2021/05/29 13:22:39	Correctional	Diagnostic	962963	
2021/05/29 13:22:39	Correctional	Serology	27105	
2021/05/29 13:22:39	Correctional	Total	990068	
2021/05/29 13:22:39	Crawford	Diagnostic	10984	782950
2021/05/29 13:22:39	Crawford	Serology	368	26231
2021/05/29 13:22:39	Crawford	Total	11352	809181
2021/05/29 13:22:39	Delta	Serology	898	25095
2021/05/29 13:22:39	Delta	Diagnostic	42667	1192349
2021/05/29 13:22:39	Delta	Total	43565	1217444
2021/05/29 13:22:39	Detroit City	Diagnostic	833781	1283127
2021/05/29 13:22:39	Detroit City	Serology	28205	43405
2021/05/29 13:22:39	Detroit City	Total	861986	1326532
2021/05/29 13:22:39	Dickinson	Serology	180	7132
2021/05/29 13:22:39	Dickinson	Diagnostic	19791	784144
2021/05/29 13:22:39	Dickinson	Total	19971	791275
2021/05/29 13:22:39	Eaton	Serology	6410	58131
2021/05/29 13:22:39	Eaton	Diagnostic	130724	1185512
2021/05/29 13:22:39	Eaton	Total	137134	1243643
2021/05/29 13:22:39	Emmet	Serology	1577	47194
2021/05/29 13:22:39	Emmet	Diagnostic	31170	932815
2021/05/29 13:22:39	Emmet	Total	32747	980009
2021/05/29 13:22:39	Genesee	Diagnostic	407457	1004051
2021/05/29 13:22:39	Genesee	Serology	20807	51272
2021/05/29 13:22:39	Genesee	Total	428264	1055324
2021/05/29 13:22:39	Gladwin	Serology	1216	47782
2021/05/29 13:22:39	Gladwin	Diagnostic	21063	827655
2021/05/29 13:22:39	Gladwin	Total	22279	875437
2021/05/29 13:22:39	Gogebic	Diagnostic	18687	1337174
2021/05/29 13:22:39	Gogebic	Serology	258	18462
2021/05/29 13:22:39	Gogebic	Total	18945	1355635
2021/05/29 13:22:39	Grand Traverse	Diagnostic	89650	963067
2021/05/29 13:22:39	Grand Traverse	Serology	6862	73715
2021/05/29 13:22:39	Grand Traverse	Total	96512	1036782
2021/05/29 13:22:39	Gratiot	Serology	1175	28862
2021/05/29 13:22:39	Gratiot	Diagnostic	58752	1443148
2021/05/29 13:22:39	Gratiot	Total	59927	1472010
2021/05/29 13:22:39	Hillsdale	Serology	1076	23594
2021/05/29 13:22:39	Hillsdale	Diagnostic	46546	1020634
2021/05/29 13:22:39	Hillsdale	Total	47622	1044228
2021/05/29 13:22:39	Houghton	Diagnostic	48411	1356658

2021/05/29 13:22:39	Houghton	Serology	267	7482
2021/05/29 13:22:39	Houghton	Total	48678	1364141
2021/05/29 13:22:39	Huron	Diagnostic	30608	987960
2021/05/29 13:22:39	Huron	Serology	895	28889
2021/05/29 13:22:39	Huron	Total	31503	1016849
2021/05/29 13:22:39	Ingham	Serology	20433	69879
2021/05/29 13:22:39	Ingham	Diagnostic	352079	1204076
2021/05/29 13:22:39	Ingham	Total	372512	1273955
2021/05/29 13:22:39	Ionia	Diagnostic	80294	1241078
2021/05/29 13:22:39	Ionia	Serology	2376	36725
2021/05/29 13:22:39	Ionia	Total	82670	1277803
2021/05/29 13:22:39	Iosco	Diagnostic	27360	1088869
2021/05/29 13:22:39	Iosco	Serology	640	25471
2021/05/29 13:22:39	Iosco	Total	28000	1114339
2021/05/29 13:22:39	Iron	Diagnostic	25184	2275800
2021/05/29 13:22:39	Iron	Serology	132	11928
2021/05/29 13:22:39	Iron	Total	25316	2287728
2021/05/29 13:22:39	Isabella	Serology	1494	21382
2021/05/29 13:22:39	Isabella	Diagnostic	61072	874055
2021/05/29 13:22:39	Isabella	Total	62566	895437
2021/05/29 13:22:39	Jackson	Serology	4021	25367
2021/05/29 13:22:39	Jackson	Diagnostic	231027	1457492
2021/05/29 13:22:39	Jackson	Total	235048	1482859
2021/05/29 13:22:39	Kalamazoo	Diagnostic	313785	1183800
2021/05/29 13:22:39	Kalamazoo	Serology	7199	27159
2021/05/29 13:22:39	Kalamazoo	Total	320984	1210959
2021/05/29 13:22:39	Kalkaska	Diagnostic	17576	974387
2021/05/29 13:22:39	Kalkaska	Serology	830	46014
2021/05/29 13:22:39	Kalkaska	Total	18406	1020401
2021/05/29 13:22:39	Kent	Diagnostic	935019	1423262
2021/05/29 13:22:39	Kent	Serology	47423	72186
2021/05/29 13:22:39	Kent	Total	982442	1495448
2021/05/29 13:22:39	Keweenaw	Diagnostic	2308	1090737
2021/05/29 13:22:39	Keweenaw	Serology	32	15123
2021/05/29 13:22:39	Keweenaw	Total	2340	1105860
2021/05/29 13:22:39	Lake	Diagnostic	11639	981945
2021/05/29 13:22:39	Lake	Serology	228	19236
2021/05/29 13:22:39	Lake	Total	11867	1001181
2021/05/29 13:22:39	Lapeer	Serology	3723	42497
2021/05/29 13:22:39	Lapeer	Diagnostic	71176	812446
2021/05/29 13:22:39	Lapeer	Total	74899	854943
2021/05/29 13:22:39	Leelanau	Diagnostic	12814	588852
2021/05/29 13:22:39	Leelanau	Serology	1116	51284
2021/05/29 13:22:39	Leelanau	Total	13930	640136
2021/05/29 13:22:39	Lenawee	Diagnostic	131870	1339448
2021/05/29 13:22:39	Lenawee	Serology	2321	23575
2021/05/29 13:22:39	Lenawee	Total	134191	1363023
2021/05/29 13:22:39	Livingston	Diagnostic	213558	1112310
2021/05/29 13:22:39	Livingston	Serology	8415	43829
2021/05/29 13:22:39	Livingston	Total	221973	1156139



2021/05/29 13:22:39	Luce	Diagnostic	6751	1083802
2021/05/29 13:22:39	Luce	Serology	37	5940
2021/05/29 13:22:39	Luce	Total	6788	1089742
2021/05/29 13:22:39	Mackinac	Diagnostic	9509	880544
2021/05/29 13:22:39	Mackinac	Serology	143	13242
2021/05/29 13:22:39	Mackinac	Total	9652	893786
2021/05/29 13:22:39	Macomb	Diagnostic	943626	1079698
2021/05/29 13:22:39	Macomb	Serology	64617	73935
2021/05/29 13:22:39	Macomb	Total	1008243	1153633
2021/05/29 13:22:39	Manistee	Serology	970	39498
2021/05/29 13:22:39	Manistee	Diagnostic	19958	812688
2021/05/29 13:22:39	Manistee	Total	20928	852187
2021/05/29 13:22:39	Marquette	Diagnostic	133371	1999595
2021/05/29 13:22:39	Marquette	Serology	1399	20975
2021/05/29 13:22:39	Marquette	Total	134770	2020570
2021/05/29 13:22:39	Mason	Serology	1069	36680
2021/05/29 13:22:39	Mason	Diagnostic	34550	1185493
2021/05/29 13:22:39	Mason	Total	35619	1222173
2021/05/29 13:22:39	Mecosta	Serology	1033	23773
2021/05/29 13:22:39	Mecosta	Diagnostic	41214	948473
2021/05/29 13:22:39	Mecosta	Total	42247	972246
2021/05/29 13:22:39	Menominee	Diagnostic	25626	1124934
2021/05/29 13:22:39	Menominee	Serology	159	6980
2021/05/29 13:22:39	Menominee	Total	25785	1131914
2021/05/29 13:22:39	Midland	Serology	7635	91815
2021/05/29 13:22:39	Midland	Diagnostic	69058	830463
2021/05/29 13:22:39	Midland	Total	76693	922279
2021/05/29 13:22:39	Missaukee	Diagnostic	11270	745469
2021/05/29 13:22:39	Missaukee	Serology	668	44186
2021/05/29 13:22:39	Missaukee	Total	11938	789655
2021/05/29 13:22:39	Monroe	Diagnostic	162758	1081449
2021/05/29 13:22:39	Monroe	Serology	6207	41243
2021/05/29 13:22:39	Monroe	Total	168965	1122691
2021/05/29 13:22:39	Montcalm	Serology	2480	38818
2021/05/29 13:22:39	Montcalm	Diagnostic	80779	1264385
2021/05/29 13:22:39	Montcalm	Total	83259	1303202
2021/05/29 13:22:39	Montmorency	Serology	408	43739
2021/05/29 13:22:39	Montmorency	Diagnostic	8594	921312
2021/05/29 13:22:39	Montmorency	Total	9002	965051
2021/05/29 13:22:39	Muskegon	Diagnostic	216958	1250003
2021/05/29 13:22:39	Muskegon	Serology	3824	22032
2021/05/29 13:22:39	Muskegon	Total	220782	1272035
2021/05/29 13:22:39	Newaygo	Serology	1764	36015
2021/05/29 13:22:39	Newaygo	Diagnostic	47051	960617
2021/05/29 13:22:39	Newaygo	Total	48815	996631
2021/05/29 13:22:39	Oakland	Serology	119098	94704
2021/05/29 13:22:39	Oakland	Diagnostic	1461918	1162481
2021/05/29 13:22:39	Oakland	Total	1581016	1257185
2021/05/29 13:22:39	Oceana	Diagnostic	36450	1377187
2021/05/29 13:22:39	Oceana	Serology	921	34798

2021/05/29 13:22:39	Oceana	Total	37371	1411985
2021/05/29 13:22:39	Ogemaw	Serology	600	28576
2021/05/29 13:22:39	Ogemaw	Diagnostic	19608	933848
2021/05/29 13:22:39	Ogemaw	Total	20208	962423
2021/05/29 13:22:39	Ontonagon	Diagnostic	7791	1362063
2021/05/29 13:22:39	Ontonagon	Serology	72	12587
2021/05/29 13:22:39	Ontonagon	Total	7863	1374650
2021/05/29 13:22:39	Osceola	Diagnostic	25754	1097783
2021/05/29 13:22:39	Osceola	Serology	1043	44459
2021/05/29 13:22:39	Osceola	Total	26797	1142242
2021/05/29 13:22:39	Oscoda	Diagnostic	5817	705861
2021/05/29 13:22:39	Oscoda	Serology	386	46839
2021/05/29 13:22:39	Oscoda	Total	6203	752700
2021/05/29 13:22:39	Otsego	Serology	992	40214
2021/05/29 13:22:39	Otsego	Diagnostic	23197	940368
2021/05/29 13:22:39	Otsego	Total	24189	980582
2021/05/29 13:22:39	Ottawa	Diagnostic	390855	1339324
2021/05/29 13:22:39	Ottawa	Serology	15053	51581
2021/05/29 13:22:39	Ottawa	Total	405908	1390906
2021/05/29 13:22:39	Presque Isle	Serology	563	44711
2021/05/29 13:22:39	Presque Isle	Diagnostic	11145	885086
2021/05/29 13:22:39	Presque Isle	Total	11708	929797
2021/05/29 13:22:39	Roscommon	Diagnostic	20265	843707
2021/05/29 13:22:39	Roscommon	Serology	741	30851
2021/05/29 13:22:39	Roscommon	Total	21006	874558
2021/05/29 13:22:39	Saginaw	Serology	9785	51354
2021/05/29 13:22:39	Saginaw	Diagnostic	258249	1355360
2021/05/29 13:22:39	Saginaw	Total	268034	1406715
2021/05/29 13:22:39	Sanilac	Diagnostic	51986	1262716
2021/05/29 13:22:39	Sanilac	Serology	1498	36386
2021/05/29 13:22:39	Sanilac	Total	53484	1299101
2021/05/29 13:22:39	Schoolcraft	Diagnostic	6396	790215
2021/05/29 13:22:39	Schoolcraft	Serology	65	8031
2021/05/29 13:22:39	Schoolcraft	Total	6461	798246
2021/05/29 13:22:39	Shiawassee	Diagnostic	72246	1060538
2021/05/29 13:22:39	Shiawassee	Serology	2668	39165
2021/05/29 13:22:39	Shiawassee	Total	74914	1099703
2021/05/29 13:22:39	St Clair	Diagnostic	152519	958467
2021/05/29 13:22:39	St Clair	Serology	8684	54572
2021/05/29 13:22:39	St Clair	Total	161203	1013040
2021/05/29 13:22:39	St Joseph	Diagnostic	58727	963306
2021/05/29 13:22:39	St Joseph	Serology	1683	27606
2021/05/29 13:22:39	St Joseph	Total	60410	990913
2021/05/29 13:22:39	Tuscola	Diagnostic	64385	1232367
2021/05/29 13:22:39	Tuscola	Serology	2298	43985
2021/05/29 13:22:39	Tuscola	Total	66683	1276352
2021/05/29 13:22:39	Unknown	Serology	27203	
2021/05/29 13:22:39	Unknown	Diagnostic	566183	
2021/05/29 13:22:39	Unknown	Total	593386	
2021/05/29 13:22:39	Van Buren	Diagnostic	97706	1291092

2021/05/29 13:22:39	Van Buren	Serology	1787	23614
2021/05/29 13:22:39	Van Buren	Total	99493	1314706
2021/05/29 13:22:39	Washtenaw	Serology	18183	49464
2021/05/29 13:22:39	Washtenaw	Diagnostic	759569	2066287
2021/05/29 13:22:39	Washtenaw	Total	777752	2115751
2021/05/29 13:22:39	Wayne	Serology	79283	71827
2021/05/29 13:22:39	Wayne	Diagnostic	1457828	1320721
2021/05/29 13:22:39	Wayne	Total	1537111	1392548
2021/05/29 13:22:39	Wexford	Diagnostic	31409	933930
2021/05/29 13:22:39	Wexford	Serology	1321	39279
2021/05/29 13:22:39	Wexford	Total	32730	973209

# PUBLIC USE DATASETS

## Diagnostic Tests by Result and County

### README

Data include diagnostic tests for COVID-19 by date and county.

Diagnostic tests are used to find current infection and look for genes or proteins from the severe acute respiratory syndrome coronavirus 2 (SARS-CoV-2), the virus that causes COVID-19. These tests, which are performed as nasal swabs, include: Nucleic acid amplification test/real-time polymerase chain reaction (NAAT/RT-PCR) test and rapid virus antigen detection point of care (POC) tests.

Correctional includes state and federal prisons and county and city detention facilities.

Testing data represents total tests performed, not individuals tested. A single individual may have more than one test completed.

The total number of positive tests may exceed the number of confirmed cases due to 1) a single individual may have more than one test performed; 2) MDHHS may receive data on positive tests in advance of a local health department classifying an individual as a confirmed or probable case, and 3) although efforts have been made to de-duplicate testing data, some duplication may occur.

# DIAGNOSTIC TESTS BY RESULT AND COUNTY 2021-05-29

MessageDate	COUNTY	Negative	Positive	Total
5/28/2021	Alcona	8	0	8
5/28/2021	Alger	3	0	3
5/28/2021	Allegan	139	5	144
5/28/2021	Alpena	35	3	38
5/28/2021	Antrim	22	1	23
5/28/2021	Arenac	35	3	38
5/28/2021	Baraga	66	0	66
5/28/2021	Barry	79	5	84
5/28/2021	Bay	132	5	137
5/28/2021	Benzie	15	0	15
5/28/2021	Berrien	171	17	188
5/28/2021	Branch	70	3	73
5/28/2021	Calhoun	292	8	300
5/28/2021	Cass	35	3	38
5/28/2021	Charlevoix	18	0	18
5/28/2021	Cheboygan	17	0	17
5/28/2021	Chippewa	29	1	30
5/28/2021	Clare	30	0	30
5/28/2021	Clinton	68	5	73
5/28/2021	Correctional	2935	5	2940
5/28/2021	Crawford	8	1	9
5/28/2021	Delta	37	0	37
5/28/2021	Detroit City	1311	68	1379
5/28/2021	Dickinson	29	0	29
5/28/2021	Eaton	138	4	142
5/28/2021	Emmet	20	1	21
5/28/2021	Genesee	418	19	437
5/28/2021	Gladwin	19	0	19
5/28/2021	Gogebic	27	1	28
5/28/2021	Grand Traverse	67	5	72
5/28/2021	Gratiot	54	0	54
5/28/2021	Hillsdale	53	5	58
5/28/2021	Houghton	114	1	115
5/28/2021	Huron	13	0	13
5/28/2021	Ingham	292	14	306
5/28/2021	Ionia	52	7	59
5/28/2021	Iosco	38	4	42
5/28/2021	Iron	13	0	13
5/28/2021	Isabella	53	2	55
5/28/2021	Jackson	290	9	299
5/28/2021	Kalamazoo	424	14	438
5/28/2021	Kalkaska	18	3	21
5/28/2021	Kent	1117	66	1183
5/28/2021	Keweenaw	10	0	10
5/28/2021	Lake	9	0	9
5/28/2021	Lapeer	85	7	92
5/28/2021	Leelanau	13	0	13

5/28/2021	Lenawee	132	7	139
5/28/2021	Livingston	197	10	207
5/28/2021	Luce	4	0	4
5/28/2021	Mackinac	10	1	11
5/28/2021	Macomb	1348	58	1406
5/28/2021	Manistee	19	0	19
5/28/2021	Marquette	198	3	201
5/28/2021	Mason	41	3	44
5/28/2021	Mecosta	54	2	56
5/28/2021	Menominee	24	1	25
5/28/2021	Midland	162	1	163
5/28/2021	Missaukee	10	3	13
5/28/2021	Monroe	220	17	237
5/28/2021	Montcalm	146	7	153
5/28/2021	Montmorency	19	2	21
5/28/2021	Muskegon	205	21	226
5/28/2021	Newaygo	55	3	58
5/28/2021	Oakland	1865	59	1924
5/28/2021	Oceana	33	4	37
5/28/2021	Ogemaw	20	2	22
5/28/2021	Ontonagon	21	0	21
5/28/2021	Osceola	20	0	20
5/28/2021	Oscoda	11	1	12
5/28/2021	Otsego	18	2	20
5/28/2021	Ottawa	432	17	449
5/28/2021	Presque Isle	13	1	14
5/28/2021	Roscommon	23	0	23
5/28/2021	Saginaw	312	12	324
5/28/2021	Sanilac	25	0	25
5/28/2021	Schoolcraft	2	0	2
5/28/2021	Shiawassee	80	2	82
5/28/2021	St Clair	124	2	126
5/28/2021	St Joseph	61	3	64
5/28/2021	Tuscola	65	2	67
5/28/2021	Unknown	346	33	379
5/28/2021	Van Buren	96	10	106
5/28/2021	Washtenaw	944	14	958
5/28/2021	Wayne	1969	70	2039
5/28/2021	Wexford	31	1	32