



Western Michigan University  
ScholarWorks at WMU

---

Cumulative Michigan COVID-19 Data

Michigan COVID-19 State Data

---

6-5-2021

## 2021-06-05\_MichiganOverview\_COVIDstats

Michigan Department of Health & Human Services

Follow this and additional works at: <https://scholarworks.wmich.edu/michigan-covid-data-state-cumulative>



Part of the Public Health Commons

---

### WMU ScholarWorks Citation

Michigan Department of Health & Human Services, "2021-06-05\_MichiganOverview\_COVIDstats" (2021).  
*Cumulative Michigan COVID-19 Data*. 395.

<https://scholarworks.wmich.edu/michigan-covid-data-state-cumulative/395>

This Website is brought to you for free and open access  
by the Michigan COVID-19 State Data at ScholarWorks at  
WMU. It has been accepted for inclusion in Cumulative  
Michigan COVID-19 Data by an authorized administrator  
of ScholarWorks at WMU. For more information, please  
contact [wmu-scholarworks@wmich.edu](mailto:wmu-scholarworks@wmich.edu).



Coronavirus

MI SAFE START

CONTAIN COVID

RESOURCES

PRESS RELEASES

DONATE

VIDEO UPDATES

CORONAVIRUS / MICHIGAN DATA

Michigan Data

Hospitals

Long Term  
Care Facilities

Coronavirus  
Symptoms

Cumulative  
Recovered

Outbreak  
Reporting

School-Related  
Outbreak  
Reporting

Wastewater  
Surveillance

Testing  
Turnaround  
Time

MIS-C Data  
and Reporting

Data and  
Modeling  
Updates

**Note on deaths (06/05/21):** Regular reviews of death certificate data maintained in Vital Records reporting systems are conducted by MDHHS staff three times per week. As a part of this process, records that identify COVID-19 infection as a contributing factor to death are compared against all laboratory confirmed cases of COVID-19 in the Michigan Disease Surveillance System (MDSS). If a death certificate is matched to a confirmed COVID-19 case and that record in the MDSS does not indicate the individual died, the MDSS record is updated to indicate the death and the appropriate local health department is notified. These matched deaths are then included with mortality information posted to the Michigan Coronavirus website. As a result of the most recent assessment, today's data includes **66** additional deaths identified by this methodology.

The State of Michigan is working around the clock to test and treat COVID-19 patients. Below is the most recent data healthcare experts across the state have compiled. It is updated Monday - Saturday.

CURRENT STATUS

DAILY CASES

CUMULATIVE TRENDS

DEMOGRAPHICS

TOTAL TESTING

CONFIRMATORY TESTING

LEARN MORE

View Cases

View Deaths

View Table

Select Preparedness Region:

All

Select County:

All

This report is provisional and subject to change. City of Detroit and Wayne County are reported separately. MDHHS began tracking probable cases April 5, 2020. FCI indicates federal correctional institute. MDOC indicates Michigan Department of Corrections. Diagnostic tests, including nucleic acid amplification/real-time polymerase chain reaction (NAAT/RT-PCR) and rapid virus antigen detection tests, look for current infection. Serology (antibody) tests are used to look for the possibility of previous infection.

Source: Michigan Disease Surveillance System (MDSS) and Vital Records.

COVID-19 Cases by County

Confirmed cases include individuals with a positive NAAT/RT-PCR test for COVID-19. Probable cases include individuals with either a positive rapid antigen detection test OR COVID-19 symptoms and an epidemiologic link to a confirmed COVID-19 case, but no diagnostic test.

Cases by County

22-814

815-3197

3198-11227

11228-118172

118173+

Michigan

Saturday, June 5, 2021

Current Totals

Laboratory Testing

Test Type	Tests Performed
Diagnostic	13,855,627
Serology	620,472
Total	14,476,099

Microsoft Power BI

< 1 of 7 >

Cases by Hispanic/Latino Ethnicity

https://www.michigan.gov/coronavirus/0,9753,7-406-98163\_98173---,00.html

1/2

PUBLIC USE DATASETS 06/05/2021

(Downloadable .xlsx files)

Cases and Deaths by County

Cases and Deaths by County by Date of Onset of Symptoms and Date of Death

Cases by Demographics Statewide

COVID-19 Tests by County

Diagnostic Tests by Result and County

Hispanic/Latino Ethnicity	Percentage of Overall Cases by Ethnicity	Percentage of Deceased Cases by Ethnicity
Hispanic/Latino	5.32%	3.14%
Non-Hispanic Latino	69.87%	84.014%
Unknown	24.81%	12.72%

Totals may not add to 100% due to rounding

Cases by Arab Ethnicity

Arab Ethnicity	Percentage of Overall Cases by Ethnicity	Percentage of Deceased Cases by Ethnicity
Arab	2.80%	1.72%
Non-Arab	50.10%	53.56%
Unknown	47.10%	44.73%

Totals may not add to 100% due to rounding



MICHIGAN.GOV HOME  
ADA  
MICHIGAN NEWS  
POLICIES

COPYRIGHT 2021 STATE OF MICHIGAN

# Cumulative Total of Recovered COVID-19 Cases

Cumulative Total of Recovered COVID-19 Cases (as of 06/05/2021): **837,864**

During this response, MDHHS is reviewing vital records statistics to identify any laboratory confirmed COVID-19 cases who are 30 days out from their onset of illness to represent recovery status. As the pandemic continues to impact Michigan, this pool will expand to include more cases. Recovered is defined as the number of persons with a confirmed COVID-19 diagnosis who are alive 30 days post-onset (or referral date if onset is not available). The number of persons recovered on June 4, 2021 represents COVID-19 confirmed individuals with an onset date on or prior to May 5, 2021. If an individual dies from a COVID-related cause >30 days from onset/referral, they are removed from the number of persons recovered. These numbers will be updated every Saturday.

Source: Michigan Disease Surveillance System and Vital Records

[View Cases](#)[View Deaths](#)[View Table](#)

Select Preparedness Region:

All



Select County:

All



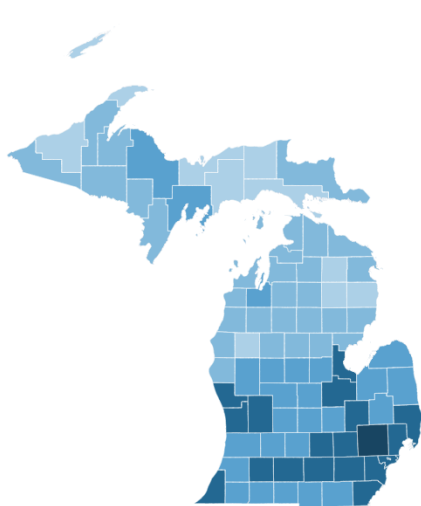
*This report is provisional and subject to change. City of Detroit and Wayne County are reported separately. MDHHS began tracking probable cases April 5, 2020. FCI indicates federal correctional institute. MDOC indicates Michigan Department of Corrections. Diagnostic tests, including nucleic acid amplification/real-time polymerase chain reaction (NAAT/RT-PCR) and rapid virus antigen detection tests, look for current infection. Serology (antibody) tests are used to look for the possibility of previous infection.*

*Source: Michigan Disease Surveillance System (MDSS) and Vital Records.*

## COVID-19 Cases by County

Confirmed cases include individuals with a positive NAAT/RT-PCR test for COVID-19. Probable cases include individuals with either a positive rapid antigen detection test OR COVID-19 symptoms and an epidemiologic link to a confirmed COVID-19 case, but no diagnostic test.

### Cases by County



## Michigan

Saturday, June 5, 2021

### Michigan (Statewide) Case Fatality Rate

2.2%

### Current Totals

Case Status	Cases	Deaths
Confirmed	890,345	19,365
Probable	104,590	1,223
<b>Total</b>	<b>994,935</b>	<b>20,588</b>

### Laboratory Testing

Test Type	Tests Performed
Diagnostic	13,855,627
Serology	620,472
<b>Total</b>	<b>14,476,099</b>

[View Cases](#)[View Deaths](#)[View Table](#)

Select Preparedness Region:

All

Select County:

All

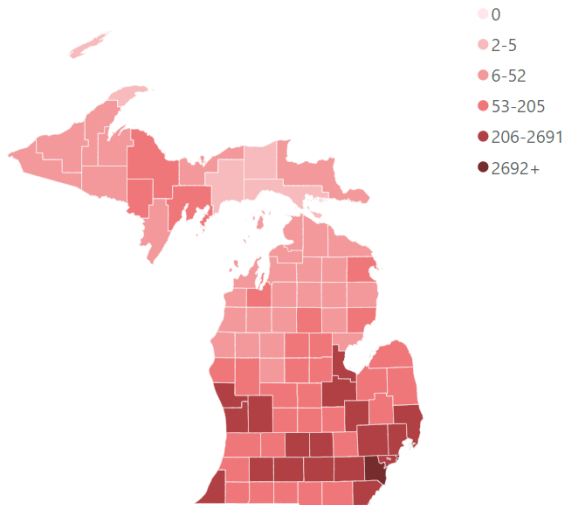
*This report is provisional and subject to change. City of Detroit and Wayne County are reported separately. MDHHS began tracking probable cases April 5, 2020. FCI indicates federal correctional institute. MDOC indicates Michigan Department of Corrections. Diagnostic tests, including nucleic acid amplification/real-time polymerase chain reaction (NAAT/RT-PCR) and rapid virus antigen detection tests, look for current infection. Serology (antibody) tests are used to look for the possibility of previous infection.*

*Source: Michigan Disease Surveillance System (MDSS) and Vital Records.*

## COVID-19 Deaths by County

Confirmed deaths include individuals who had a confirmed COVID-19 infection AND are either classified as deceased during the case investigation, have COVID-19 indicated as a cause of death on their death certificate, or who die within 30 days of infection and their manner of death is listed as natural. Probable deaths include individuals who have COVID-19 indicated on their death certificate where there is no available evidence of a confirmatory test result (positive or negative).

### Deaths by County



## Michigan

Saturday, June 5, 2021

### Michigan (Statewide) Case Fatality Rate

2.2%

### Current Totals

Case Status	Cases	Deaths
Confirmed	890,345	19,365
Probable	104,590	1,223
<b>Total</b>	<b>994,935</b>	<b>20,588</b>

### Laboratory Testing

Test Type	Tests Performed
Diagnostic	13,855,627
Serology	620,472
<b>Total</b>	<b>14,476,099</b>

Cases

Deaths

View Table

Select Preparedness Region:

All



Select County:

All



Cases are shown by onset date or by lab specimen collection date if onset date was unavailable. Deaths are shown by date of death or date of last status update if date of death was unavailable. Tracking of probable cases and deaths did not begin until April 5, 2020, therefore only probable cases referred for investigation on or after April 5, 2020 are displayed (onset may have been prior).

Notes: FCI indicates federal correctional institute. MDOC indicates Michigan Department of Corrections.

## Daily Cases by Status

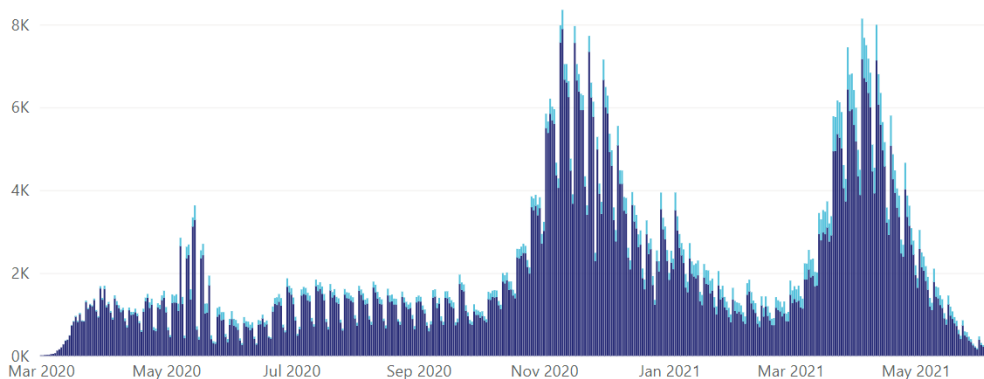
The number of daily confirmed cases represent the total number of people who had a positive NAAT/RT-PCR test for COVID-19. Cases are shown by the date of onset of symptoms.

Filter by Date:

3/1/2020

6/5/2021

### Cases by Date of Onset

Case Status ● Confirmed ● Probable

Cases

Deaths

View Table

Select Preparedness Region:

All



Select County:

All



Cases are shown by onset date or by lab specimen collection date if onset date was unavailable. Deaths are shown by date of death or date of last status update if date of death was unavailable. Tracking of probable cases and deaths did not begin until April 5, 2020, therefore only probable cases referred for investigation on or after April 5, 2020 are displayed (onset may have been prior).

Notes: FCI indicates federal correctional institute, MDOC indicates Michigan Department of Corrections.

## Daily Deaths by Status

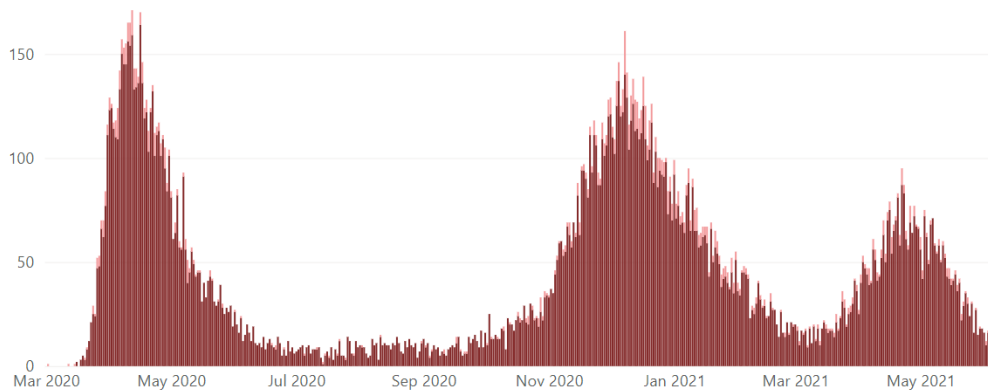
Confirmed deaths include individuals who had a confirmed COVID-19 infection and are classified as deceased by the case investigation, have COVID-19 indicated as a cause of death on their death certificate, or who die within 30 days of infection and their manner of death is listed as natural. Data are shown by the date of death.

Filter by Date:

3/1/2020

6/5/2021

## Deaths by Date of Death

Case Status ● Confirmed ● Probable

View Table

View Chart

Select Preparedness Region:

All



Select County:

All



Cases are shown by onset date or by lab specimen collection date if onset date was unavailable. Deaths are shown by date of death or date of last status update if date of death was unavailable. Tracking of probable cases and deaths did not begin until April 5, 2020, therefore these data are not displayed by date.

Notes: FCI indicates federal correctional institute. MDOC indicates Michigan Department of Corrections.

## Cumulative Confirmed Cases and Deaths among Confirmed Cases

Cumulative cases represent the total number of people who had a positive NAAT/RT-PCR test for COVID-19. Cases are shown by the date of onset of symptoms. Cumulative Deaths represent the total number of people who had a confirmed COVID-19 infection AND are either classified as deceased during the case investigation, have COVID-19 indicated as a cause of death on their death certificate, or who die within 30 days of onset and their manner of death is listed as natural. Deaths are shown by date of death.

Filter By Date:

3/1/2020

6/5/2021

### Cumulative Confirmed Cases and Deaths among Confirmed Cases by Date

● Confirmed Cases ● Deaths

0.8M

0.6M

0.4M

0.2M

0.0M

Mar 2020

May 2020

Jul 2020

Sep 2020

Nov 2020

Jan 2021

Mar 2021

May 2021





## Cases by Demographic Characteristics

Data are suppressed when the number of cases is five or below to protect the confidentiality of individuals. The sum of the cases for individual categories may be fewer than the total number of cases due to data suppression. Rates are not calculated for multiple races, other, and unknown race categories due to the unavailability of an appropriate denominator.

Cases

Deaths

Select case status:

- ☒ Confirmed  
☐ Probable

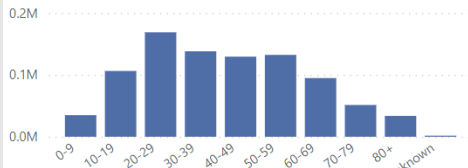
Select Preparedness Region:

All

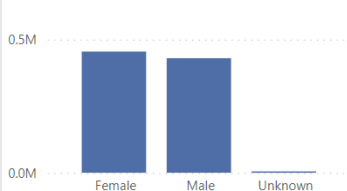
Select county:

All

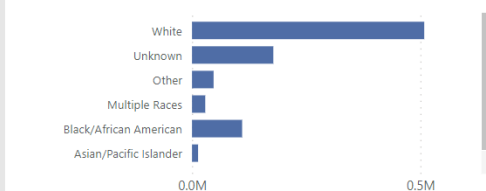
### Cases by Age Group



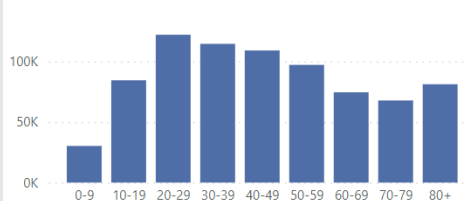
### Cases by Sex



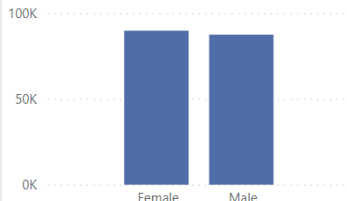
### Cases by Race



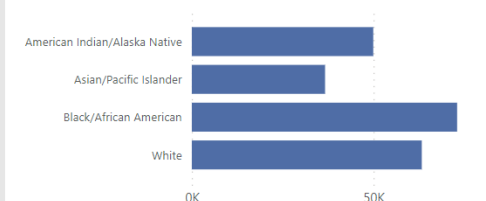
### Cases per Million by Age Group



### Cases per Million by Sex



### Cases per Million by Race



## Cases by Demographic Characteristics

Data are suppressed when the number of cases is five or below to protect the confidentiality of individuals. The sum of the cases for individual categories may be fewer than the total number of cases due to data suppression. Rates are not calculated for multiple races, other, and unknown race categories due to the unavailability of an appropriate denominator.

Cases

Deaths

Select case status:

- ☐ Confirmed  
☒ Probable

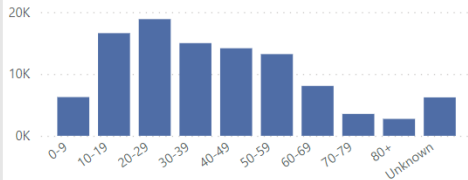
Select Preparedness Region:

All

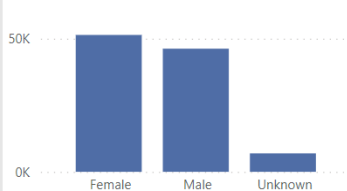
Select county:

All

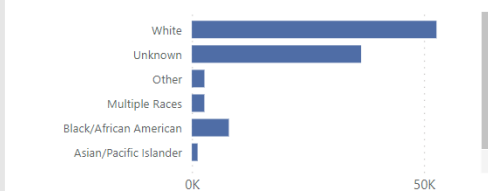
### Cases by Age Group



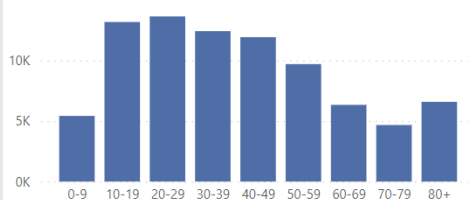
### Cases by Sex



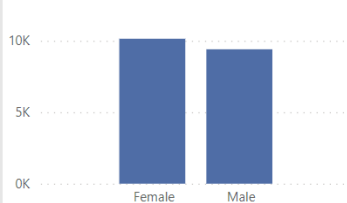
### Cases by Race



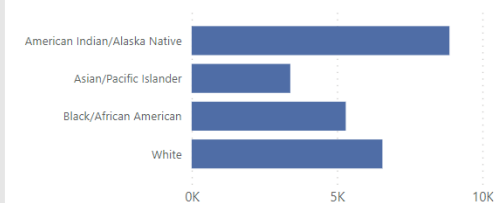
### Cases per Million by Age Group



### Cases per Million by Sex



### Cases per Million by Race



## Deaths by Demographic Characteristics

Data are suppressed when the number of deaths is five or below to protect the confidentiality of individuals. The sum of the deaths for individual categories may be fewer than the total number of deaths due to data suppression. Rates are not calculated for multiple races, other, and unknown race categories due to the unavailability of an appropriate denominator.

Cases

Deaths

Select case status:

- ☒ Confirmed  
☐ Probable

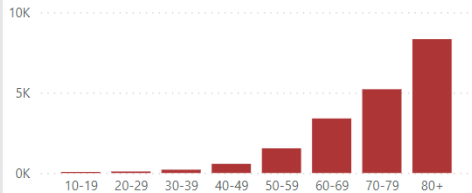
Select Preparedness Region:

All

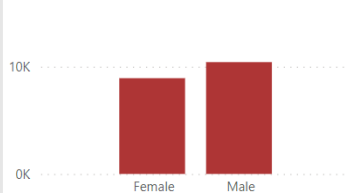
Select county:

All

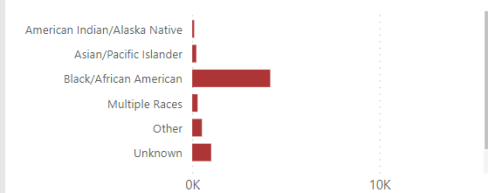
### Deaths by Age Group



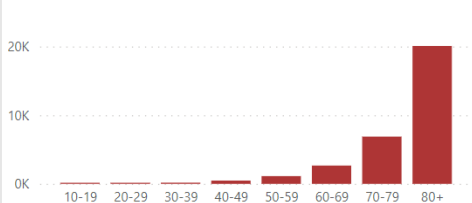
### Deaths by Sex



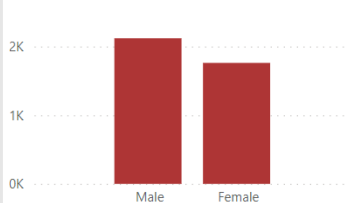
### Deaths by Race



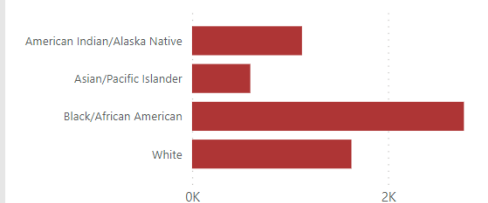
### Deaths per Million by Age Group



### Deaths per Million by Sex



### Deaths per Million by Race



## Deaths by Demographic Characteristics

Data are suppressed when the number of deaths is five or below to protect the confidentiality of individuals. The sum of the deaths for individual categories may be fewer than the total number of deaths due to data suppression. Rates are not calculated for multiple races, other, and unknown race categories due to the unavailability of an appropriate denominator.

Cases

Deaths

Select case status:

- ☐ Confirmed  
☒ Probable

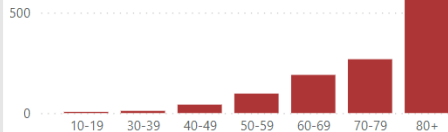
Select Preparedness Region:

All

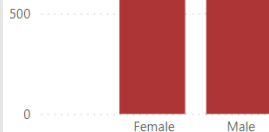
Select county:

All

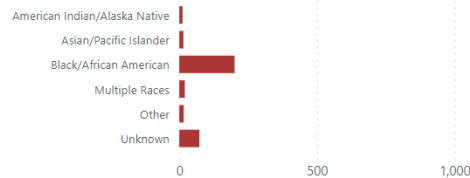
### Deaths by Age Group



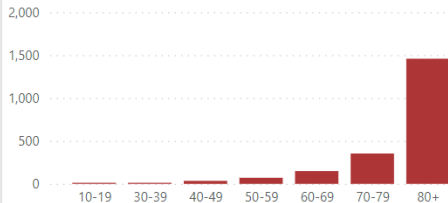
### Deaths by Sex



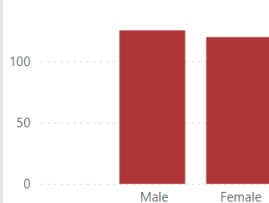
### Deaths by Race



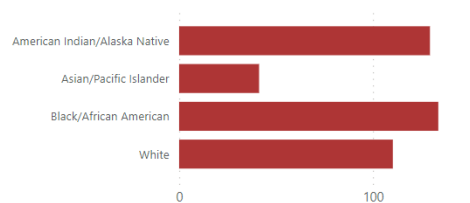
### Deaths per Million by Age Group



### Deaths per Million by Sex



### Deaths per Million by Race



[View Table](#)[View Charts](#)

Select Preparedness Region:

All

Select County:

All

Confirmatory tests are used to find current infection and look for genes from the severe acute respiratory syndrome coronavirus 2 (SARS-CoV-2), the virus that causes COVID-19. These tests, which are performed as nasal swabs, include: Nucleic acid amplification test/real-time polymerase chain reaction (NAAT/RT-PCR) tests.

Serology tests are used to look for the possibility of previous infection. Serology tests look for antibodies to SARS-CoV-2 in the blood. There are currently two types of serology tests: the enzyme-linked immunosorbent assay (ELISA) test and the rapid antibody detection test. Serology tests do not diagnose disease and do not guarantee immunity, but might provide information about previous infection.

## Total Covid-19 Laboratory Tests

Total testing includes both confirmatory tests which are used to determine if an individual currently has COVID-19 and serology testing which is used to determine if a person has antibodies to COVID-19.

Filter by Date:

3/10/2020

6/4/2021

### Total Laboratory Tests by Type and Date

Test Type ● Diagnostic ● Serology

100K

50K

0K

May 2020

Jul 2020

Sep 2020

Nov 2020

Jan 2021

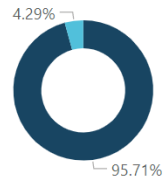
Mar 2021

May 2021

### Total Tests Completed to Date

Test Type	Count	Tests per Million Residents
Diagnostic	13,855,627	1,386,793
Serology	620,472	62,102
Total	14,476,099	1,448,895

### Percent of Tests Completed by Type



Test Type

● Diagnostic

● Serology

View Table

View Charts

Select Preparedness Region

All



Select County

All



Confirmatory tests are used to find current infection and look for genes from the severe acute respiratory syndrome coronavirus 2 (SARS-CoV-2), the virus that causes COVID-19. These tests, which are performed as nasal swabs, include: Nucleic acid amplification test/real-time polymerase chain reaction (NAAT/RT-PCR) tests. Confirmatory tests do not include serology tests which look for antibodies to SARS-Cov-2 in the blood.

## Confirmatory Covid-19 Laboratory Tests

Confirmatory tests are used to determine if an individual is currently infected with COVID-19.

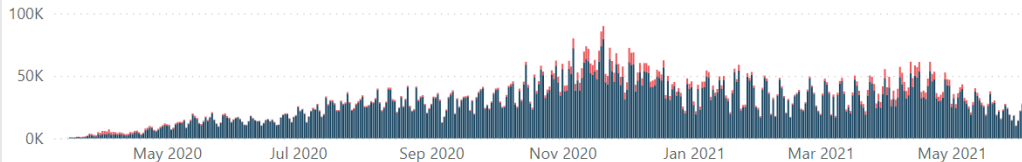
Filter by Date

3/10/2020

6/4/2021

### Total Laboratory Tests by Type and Date

Test Type ● Negative ● Positive



### Percent of Confirmatory Tests That Were Positive



### Where does the data come from?

The State of Michigan COVID-19 Dashboard displays the most recent provisional data reported to the Michigan Department of Health and Humans Services (MDHHS) about cases in Michigan by selected demographics and county of residence (City of Detroit and Wayne County are reported separately). Data are reported to MDHHS via the [Michigan Disease Surveillance System \(MDSS\)](#). Provisional Death data are provided by the MDHHS Division for [Vital Records & Health Statistics](#).

### How does MDHHS classify confirmed and probable cases?

Confirmed cases only include individuals who have had a positive diagnostic laboratory test for COVID-19. Probable cases include individuals who have symptoms consistent with COVID-19 and an epidemiologic link to a confirmed case or a positive serology (antibody) test, but do not have a positive diagnostic laboratory test for COVID-19 and individuals with a positive serology (antibody) test for COVID-19 and an epidemiologic link to a confirmed case.

### How does MDHHS classify confirmed and probable deaths?

Confirmed deaths include individuals who meet one or more of the following conditions: 1) Have been identified as a confirmed case and classified as deceased as a result of a case investigation in the Michigan Disease Surveillance System (MDSS). MDSS is the database used by state and local health department to monitor reportable diseases like COVID-19; 2) have been identified as a confirmed case in MDSS had have a death certificate with COVID-19 listed as a cause of death; 3) have been identified as a confirmed case in MDSS and die within 30 days of onset of COVID-19 infection and have a death certificate which classifies their manner death as 'natural'. Probable deaths include individuals who have COVID indicated as a cause of death on their death certificate but have not had a positive diagnostic laboratory test.

### Why do the number of probable cases fluctuate?

The number of probable cases can change daily based on the investigation efforts of the health department. When a probable case is first reported, local and/or state health department staff investigate to determine if the person meets the case definition of probable. As additional information is gathered, the case could be re-classified to confirmed, remain as probable, or be determined as not a case.

### Why do data in the demographics tab not sum to the total number of cases for a county or region?

Data are not shown whenever the number of cases for a particular demographic category is fewer than six to protect the confidentiality of individuals. Rates are not calculated for other, multiple, and unknown race because an appropriate population denominator is not available for these categories at the county level.

### Where can I get more information about COVID-19?

Visit <https://www.michigan.gov/coronavirus> to find information on resources and assistance, answers to frequently asked questions, and the latest updates on Michigan's response to COVID-19. For COVID-19 updates from CDC visit <https://www.cdc.gov/coronavirus/2019-ncov>.

# PUBLIC USE DATASETS

## Cases and Deaths by County

### README

Includes total cases and deaths to date by case status (confirmed or probable) and county. County is based on the county of residence.

Confirmed cases only include individuals who have had a positive diagnostic laboratory test for COVID-19.

Probable cases include individuals who have symptoms consistent with COVID-19 and an epidemiologic link to a confirmed case or a positive serology (antibody) test, but do not have a positive diagnostic laboratory test for COVID-19 and individuals with a positive serology (antibody) test for COVID-19 and an epidemiologic link to a confirmed case.

Confirmed deaths include individuals who meet one or more of the following conditions: 1) Have been identified as a confirmed case and classified as deceased as a result of a case investigation in the Michigan Disease Surveillance System (MDSS). MDSS is the database used by state and local health department to monitor reportable diseases like COVID-19; 2) have been identified as a confirmed case in MDSS had have a death certificate with COVID-19 listed as a cause of death; 3) have been identified as a confirmed case in MDSS and die within 30 days of onset of COVID-19 infection and have a death certificate which classifies their manner death as 'natural'.

Probable deaths include individuals who have COVID indicated as a cause of death on their death certificate but have not had a positive diagnostic laboratory test.

The number of probable cases can change daily based on information obtained through the health department investigation. Probable cases can be re-classified as a confirmed case or determined to not be a case.



# **CASES AND DEATHS BY COUNTY 2021-06-05**

Updated	COUNTY	ConfirmedCases	ConfirmedDeaths	ProbableCases	ProbableDeaths
2021/06/05 12:25:27	Alcona	606	27	132	5
2021/06/05 12:25:27	Alger	321	3	194	4
2021/06/05 12:25:27	Allegan	9964	127	1154	24
2021/06/05 12:25:27	Alpena	1818	60	444	1
2021/06/05 12:25:27	Antrim	1299	23	328	6
2021/06/05 12:25:27	Arenac	1087	29	118	0
2021/06/05 12:25:27	Baraga	690	37	125	0
2021/06/05 12:25:27	Barry	5343	64	595	4
2021/06/05 12:25:27	Bay	10551	334	677	14
2021/06/05 12:25:27	Benzie	1060	35	216	1
2021/06/05 12:25:27	Berrien	13868	268	1566	19
2021/06/05 12:25:27	Branch	4385	92	440	4
2021/06/05 12:25:27	Calhoun	12319	290	2139	18
2021/06/05 12:25:27	Cass	4775	71	685	5
2021/06/05 12:25:27	Charlevoix	1299	21	370	0
2021/06/05 12:25:27	Cheboygan	1585	44	340	1
2021/06/05 12:25:27	Chippewa	1079	28	1395	5
2021/06/05 12:25:27	Clare	2043	81	421	1
2021/06/05 12:25:27	Clinton	6003	84	1597	6
2021/06/05 12:25:27	Crawford	919	14	73	0
2021/06/05 12:25:27	Delta	3342	75	714	19
2021/06/05 12:25:27	Dickinson	2404	59	339	15
2021/06/05 12:25:27	Eaton	8845	198	1277	9
2021/06/05 12:25:27	Emmet	1909	42	465	1
2021/06/05 12:25:27	Genesee	33478	888	8165	64
2021/06/05 12:25:27	Gladwin	1913	55	386	4
2021/06/05 12:25:27	Gogebic	1042	22	362	28
2021/06/05 12:25:27	Grand Traverse	5646	84	818	13
2021/06/05 12:25:27	Gratiot	3218	116	849	4
2021/06/05 12:25:27	Hillsdale	4004	89	393	3
2021/06/05 12:25:27	Houghton	2528	34	607	8
2021/06/05 12:25:27	Huron	3049	74	1035	7
2021/06/05 12:25:27	Ingham	22629	376	2166	8
2021/06/05 12:25:27	Ionia	6187	77	91	3
2021/06/05 12:25:27	Iosco	1803	69	197	5
2021/06/05 12:25:27	Iron	983	43	69	9
2021/06/05 12:25:27	Isabella	5378	93	937	5
2021/06/05 12:25:27	Jackson	14678	278	1087	7
2021/06/05 12:25:27	Kalamazoo	20171	357	2873	40
2021/06/05 12:25:27	Kalkaska	1045	23	78	0
2021/06/05 12:25:27	Kent	68244	782	4723	65
2021/06/05 12:25:27	Keweenaw	142	1	32	1
2021/06/05 12:25:27	Lake	588	14	45	1
2021/06/05 12:25:27	Lapeer	7831	199	1376	2
2021/06/05 12:25:27	Leelanau	1022	19	218	0
2021/06/05 12:25:27	Lenawee	8648	159	699	5
2021/06/05 12:25:27	Livingston	14713	178	1955	13

2021/06/05 12:25:27	Luce	225	4	255	1
2021/06/05 12:25:27	Mackinac	453	3	256	0
2021/06/05 12:25:27	Macomb	91661	2326	8155	124
2021/06/05 12:25:27	Manistee	1111	19	88	3
2021/06/05 12:25:27	Marquette	4250	61	820	1
2021/06/05 12:25:27	Mason	1998	36	131	0
2021/06/05 12:25:27	Mecosta	3020	33	178	1
2021/06/05 12:25:27	Menominee	1793	41	327	2
2021/06/05 12:25:27	Midland	6822	88	719	3
2021/06/05 12:25:27	Missaukee	1259	17	245	8
2021/06/05 12:25:27	Monroe	12778	239	2583	22
2021/06/05 12:25:27	Montcalm	5460	109	590	2
2021/06/05 12:25:27	Montmorency	523	19	92	1
2021/06/05 12:25:27	Muskegon	15619	356	553	8
2021/06/05 12:25:27	Newaygo	4525	66	340	2
2021/06/05 12:25:27	Oakland	101815	2249	16359	134
2021/06/05 12:25:27	Oceana	2615	58	146	2
2021/06/05 12:25:27	Ogemaw	1468	42	269	1
2021/06/05 12:25:27	Ontonagon	417	20	60	1
2021/06/05 12:25:27	Osceola	1689	30	263	0
2021/06/05 12:25:27	Oscoda	579	29	107	2
2021/06/05 12:25:27	Otsego	1920	36	412	5
2021/06/05 12:25:27	Ottawa	30310	381	2444	47
2021/06/05 12:25:27	Presque Isle	891	33	162	1
2021/06/05 12:25:27	Roscommon	1617	51	276	2
2021/06/05 12:25:27	Saginaw	19943	590	1363	19
2021/06/05 12:25:27	Sanilac	3729	113	522	8
2021/06/05 12:25:27	Schoolcraft	352	4	83	1
2021/06/05 12:25:27	Shiawassee	5711	103	697	2
2021/06/05 12:25:27	St Clair	15333	419	3071	22
2021/06/05 12:25:27	St Joseph	5486	93	742	6
2021/06/05 12:25:27	Tuscola	4881	163	780	12
2021/06/05 12:25:27	Van Buren	6645	115	464	13
2021/06/05 12:25:27	Washtenaw	24021	289	2383	7
2021/06/05 12:25:27	Wayne	101315	2536	8371	157
2021/06/05 12:25:27	Wexford	2542	43	345	4
2021/06/05 12:25:27	MDOC	26052	149	845	3
2021/06/05 12:25:27	FCI	311	5	5	0
2021/06/05 12:25:27	Out-of-State	1645	13	126	2
2021/06/05 12:25:27	Unknown	4	0	18	0
2021/06/05 12:25:27	Detroit City	51103	2248	3980	137

# PUBLIC USE DATASETS

## Cases by Demographics Statewide

### README

Includes the total number of confirmed and probable cases and confirmed and probable deaths to date by demographic characteristics

Confirmed cases only include individuals who have had a positive diagnostic laboratory test for COVID-19.

Probable cases include individuals who have symptoms consistent with COVID-19 and an epidemiologic link to a confirmed case or a positive serology (antibody) test, but do not have a positive diagnostic laboratory test for COVID-19 and individuals with a positive serology (antibody) test for COVID-19 and an epidemiologic link to a confirmed case.

Confirmed deaths include individuals who meet one or more of the following conditions: 1) Have been identified as a confirmed case and classified as deceased as a result of a case investigation in the Michigan Disease Surveillance System (MDSS). MDSS is the database used by state and local health department to monitor reportable diseases like COVID-19; 2) have been identified as a confirmed case in MDSS had have a death certificate with COVID-19 listed as a cause of death; 3) have been identified as a confirmed case in MDSS and die within 30 days of onset of COVID-19 infection and have a death certificate which classifies their manner death as 'natural'.

Probable deaths include individuals who have COVID indicated as a cause of death on their death certificate but have not had a positive diagnostic laboratory test.

The number of probable cases can change daily based on information obtained through the health department investigation. Probable cases can be re-classified as a confirmed case or determined to not be a case.

Data is suppressed when the number of cases or deaths in a single category is between one and five to protect the confidentiality of individuals.

# **CASES BY DEMOGRAPHICS STATEWIDE 2021-06-05**

CASE_STATUS	AgeCat	RaceCat	SEX	Cases	Deaths
Confirmed	0-9	American Indian/Alaska Native	Female	140	0
Confirmed	10-19	American Indian/Alaska Native	Female	340	0
Confirmed	20-29	American Indian/Alaska Native	Female	504	0
Confirmed	30-39	American Indian/Alaska Native	Female	387	Suppressed
Confirmed	40-49	American Indian/Alaska Native	Female	354	Suppressed
Confirmed	50-59	American Indian/Alaska Native	Female	338	Suppressed
Confirmed	60-69	American Indian/Alaska Native	Female	217	10
Confirmed	70-79	American Indian/Alaska Native	Female	103	10
Confirmed	80+	American Indian/Alaska Native	Female	43	10
Confirmed	Unknown	American Indian/Alaska Native	Female	Suppressed	0
Confirmed	0-9	Asian/Pacific Islander	Female	268	0
Confirmed	10-19	Asian/Pacific Islander	Female	812	0
Confirmed	20-29	Asian/Pacific Islander	Female	1455	0
Confirmed	30-39	Asian/Pacific Islander	Female	1272	Suppressed
Confirmed	40-49	Asian/Pacific Islander	Female	1097	Suppressed
Confirmed	50-59	Asian/Pacific Islander	Female	887	7
Confirmed	60-69	Asian/Pacific Islander	Female	472	11
Confirmed	70-79	Asian/Pacific Islander	Female	239	27
Confirmed	80+	Asian/Pacific Islander	Female	145	37
Confirmed	Unknown	Asian/Pacific Islander	Female	0	0
Confirmed	0-9	Black/African American	Female	2545	Suppressed
Confirmed	10-19	Black/African American	Female	5543	Suppressed
Confirmed	20-29	Black/African American	Female	11551	17
Confirmed	30-39	Black/African American	Female	10229	32
Confirmed	40-49	Black/African American	Female	8279	83
Confirmed	50-59	Black/African American	Female	7022	206
Confirmed	60-69	Black/African American	Female	5536	427
Confirmed	70-79	Black/African American	Female	3078	531
Confirmed	80+	Black/African American	Female	1979	666
Confirmed	Unknown	Black/African American	Female	19	0
Confirmed	0-9	Multiple Races	Female	772	0
Confirmed	10-19	Multiple Races	Female	2276	Suppressed
Confirmed	20-29	Multiple Races	Female	2966	0
Confirmed	30-39	Multiple Races	Female	2157	0
Confirmed	40-49	Multiple Races	Female	2159	Suppressed
Confirmed	50-59	Multiple Races	Female	2194	10
Confirmed	60-69	Multiple Races	Female	1573	18
Confirmed	70-79	Multiple Races	Female	853	33
Confirmed	80+	Multiple Races	Female	539	65
Confirmed	Unknown	Multiple Races	Female	12	0
Confirmed	0-9	Other	Female	1305	Suppressed
Confirmed	10-19	Other	Female	3230	Suppressed
Confirmed	20-29	Other	Female	5052	0
Confirmed	30-39	Other	Female	3935	Suppressed
Confirmed	40-49	Other	Female	3613	8
Confirmed	50-59	Other	Female	2812	20
Confirmed	60-69	Other	Female	1720	50

Confirmed	70-79	Other	Female	828	49
Confirmed	80+	Other	Female	564	88
Confirmed	Unknown	Other	Female	10	0
Confirmed	0-9	Unknown	Female	2695	0
Confirmed	10-19	Unknown	Female	9728	0
Confirmed	20-29	Unknown	Female	17717	Suppressed
Confirmed	30-39	Unknown	Female	14387	Suppressed
Confirmed	40-49	Unknown	Female	14353	18
Confirmed	50-59	Unknown	Female	14696	27
Confirmed	60-69	Unknown	Female	8541	74
Confirmed	70-79	Unknown	Female	3767	107
Confirmed	80+	Unknown	Female	2624	261
Confirmed	Unknown	Unknown	Female	120	0
Confirmed	0-9	White	Female	9035	0
Confirmed	10-19	White	Female	32434	Suppressed
Confirmed	20-29	White	Female	48253	20
Confirmed	30-39	White	Female	38022	34
Confirmed	40-49	White	Female	36237	97
Confirmed	50-59	White	Female	38046	310
Confirmed	60-69	White	Female	29002	741
Confirmed	70-79	White	Female	17405	1387
Confirmed	80+	White	Female	14479	3400
Confirmed	Unknown	White	Female	112	0
Confirmed	0-9	American Indian/Alaska Native	Male	136	0
Confirmed	10-19	American Indian/Alaska Native	Male	346	0
Confirmed	20-29	American Indian/Alaska Native	Male	406	0
Confirmed	30-39	American Indian/Alaska Native	Male	352	Suppressed
Confirmed	40-49	American Indian/Alaska Native	Male	331	Suppressed
Confirmed	50-59	American Indian/Alaska Native	Male	267	Suppressed
Confirmed	60-69	American Indian/Alaska Native	Male	219	33
Confirmed	70-79	American Indian/Alaska Native	Male	93	15
Confirmed	80+	American Indian/Alaska Native	Male	37	11
Confirmed	Unknown	American Indian/Alaska Native	Male	0	0
Confirmed	0-9	Asian/Pacific Islander	Male	330	0
Confirmed	10-19	Asian/Pacific Islander	Male	826	0
Confirmed	20-29	Asian/Pacific Islander	Male	1663	Suppressed
Confirmed	30-39	Asian/Pacific Islander	Male	1245	Suppressed
Confirmed	40-49	Asian/Pacific Islander	Male	944	Suppressed
Confirmed	50-59	Asian/Pacific Islander	Male	838	6
Confirmed	60-69	Asian/Pacific Islander	Male	489	32
Confirmed	70-79	Asian/Pacific Islander	Male	212	45
Confirmed	80+	Asian/Pacific Islander	Male	107	34
Confirmed	Unknown	Asian/Pacific Islander	Male	Suppressed	0
Confirmed	0-9	Black/African American	Male	2581	0
Confirmed	10-19	Black/African American	Male	4942	Suppressed
Confirmed	20-29	Black/African American	Male	10411	20
Confirmed	30-39	Black/African American	Male	9926	50
Confirmed	40-49	Black/African American	Male	8493	129
Confirmed	50-59	Black/African American	Male	7687	324
Confirmed	60-69	Black/African American	Male	5491	562

Confirmed	70-79	Black/African American	Male	2751	658
Confirmed	80+	Black/African American	Male	1132	457
Confirmed	Unknown	Black/African American	Male	8	0
Confirmed	0-9	Multiple Races	Male	828	Suppressed
Confirmed	10-19	Multiple Races	Male	2221	0
Confirmed	20-29	Multiple Races	Male	2528	0
Confirmed	30-39	Multiple Races	Male	1774	Suppressed
Confirmed	40-49	Multiple Races	Male	1721	6
Confirmed	50-59	Multiple Races	Male	1729	11
Confirmed	60-69	Multiple Races	Male	1480	40
Confirmed	70-79	Multiple Races	Male	785	43
Confirmed	80+	Multiple Races	Male	327	52
Confirmed	Unknown	Multiple Races	Male	8	0
Confirmed	0-9	Other	Male	1365	0
Confirmed	10-19	Other	Male	3236	0
Confirmed	20-29	Other	Male	5192	Suppressed
Confirmed	30-39	Other	Male	4092	Suppressed
Confirmed	40-49	Other	Male	3866	25
Confirmed	50-59	Other	Male	3216	37
Confirmed	60-69	Other	Male	1828	82
Confirmed	70-79	Other	Male	780	78
Confirmed	80+	Other	Male	331	69
Confirmed	Unknown	Other	Male	8	0
Confirmed	0-9	Unknown	Male	2836	0
Confirmed	10-19	Unknown	Male	9224	0
Confirmed	20-29	Unknown	Male	18191	Suppressed
Confirmed	30-39	Unknown	Male	14959	13
Confirmed	40-49	Unknown	Male	13762	30
Confirmed	50-59	Unknown	Male	14558	53
Confirmed	60-69	Unknown	Male	8334	97
Confirmed	70-79	Unknown	Male	3153	149
Confirmed	80+	Unknown	Male	1456	171
Confirmed	Unknown	Unknown	Male	138	0
Confirmed	0-9	White	Male	9867	0
Confirmed	10-19	White	Male	30602	Suppressed
Confirmed	20-29	White	Male	41844	31
Confirmed	30-39	White	Male	34538	56
Confirmed	40-49	White	Male	33393	159
Confirmed	50-59	White	Male	37250	517
Confirmed	60-69	White	Male	29516	1217
Confirmed	70-79	White	Male	17110	2080
Confirmed	80+	White	Male	9821	3009
Confirmed	Unknown	White	Male	88	0
Confirmed	0-9	American Indian/Alaska Native	Unknown	Suppressed	0
Confirmed	10-19	American Indian/Alaska Native	Unknown	Suppressed	0
Confirmed	20-29	American Indian/Alaska Native	Unknown	Suppressed	0
Confirmed	30-39	American Indian/Alaska Native	Unknown	Suppressed	0
Confirmed	40-49	American Indian/Alaska Native	Unknown	0	0
Confirmed	50-59	American Indian/Alaska Native	Unknown	Suppressed	0
Confirmed	60-69	American Indian/Alaska Native	Unknown	0	0

Confirmed	70-79	American Indian/Alaska Native	Unknown	Suppressed	0
Confirmed	80+	American Indian/Alaska Native	Unknown	0	0
Confirmed	Unknown	American Indian/Alaska Native	Unknown	0	0
Confirmed	0-9	Asian/Pacific Islander	Unknown	0	0
Confirmed	10-19	Asian/Pacific Islander	Unknown	7	0
Confirmed	20-29	Asian/Pacific Islander	Unknown	8	0
Confirmed	30-39	Asian/Pacific Islander	Unknown	Suppressed	0
Confirmed	40-49	Asian/Pacific Islander	Unknown	Suppressed	0
Confirmed	50-59	Asian/Pacific Islander	Unknown	Suppressed	0
Confirmed	60-69	Asian/Pacific Islander	Unknown	Suppressed	0
Confirmed	70-79	Asian/Pacific Islander	Unknown	0	0
Confirmed	80+	Asian/Pacific Islander	Unknown	0	0
Confirmed	Unknown	Asian/Pacific Islander	Unknown	0	0
Confirmed	0-9	Black/African American	Unknown	Suppressed	0
Confirmed	10-19	Black/African American	Unknown	22	0
Confirmed	20-29	Black/African American	Unknown	121	0
Confirmed	30-39	Black/African American	Unknown	110	0
Confirmed	40-49	Black/African American	Unknown	117	0
Confirmed	50-59	Black/African American	Unknown	92	0
Confirmed	60-69	Black/African American	Unknown	41	0
Confirmed	70-79	Black/African American	Unknown	11	0
Confirmed	80+	Black/African American	Unknown	Suppressed	0
Confirmed	Unknown	Black/African American	Unknown	Suppressed	0
Confirmed	0-9	Multiple Races	Unknown	8	0
Confirmed	10-19	Multiple Races	Unknown	15	0
Confirmed	20-29	Multiple Races	Unknown	23	0
Confirmed	30-39	Multiple Races	Unknown	16	0
Confirmed	40-49	Multiple Races	Unknown	19	0
Confirmed	50-59	Multiple Races	Unknown	12	0
Confirmed	60-69	Multiple Races	Unknown	15	0
Confirmed	70-79	Multiple Races	Unknown	6	0
Confirmed	80+	Multiple Races	Unknown	Suppressed	0
Confirmed	Unknown	Multiple Races	Unknown	Suppressed	0
Confirmed	0-9	Other	Unknown	19	0
Confirmed	10-19	Other	Unknown	22	0
Confirmed	20-29	Other	Unknown	50	0
Confirmed	30-39	Other	Unknown	43	0
Confirmed	40-49	Other	Unknown	64	0
Confirmed	50-59	Other	Unknown	36	0
Confirmed	60-69	Other	Unknown	18	0
Confirmed	70-79	Other	Unknown	Suppressed	0
Confirmed	80+	Other	Unknown	10	0
Confirmed	Unknown	Other	Unknown	Suppressed	0
Confirmed	0-9	Unknown	Unknown	121	0
Confirmed	10-19	Unknown	Unknown	344	0
Confirmed	20-29	Unknown	Unknown	618	0
Confirmed	30-39	Unknown	Unknown	430	0
Confirmed	40-49	Unknown	Unknown	433	0
Confirmed	50-59	Unknown	Unknown	401	0
Confirmed	60-69	Unknown	Unknown	210	0

Confirmed	70-79	Unknown	Unknown	91	0
Confirmed	80+	Unknown	Unknown	63	0
Confirmed	Unknown	Unknown	Unknown	68	0
Confirmed	0-9	White	Unknown	29	0
Confirmed	10-19	White	Unknown	165	0
Confirmed	20-29	White	Unknown	254	0
Confirmed	30-39	White	Unknown	230	0
Confirmed	40-49	White	Unknown	213	0
Confirmed	50-59	White	Unknown	202	0
Confirmed	60-69	White	Unknown	133	0
Confirmed	70-79	White	Unknown	63	0
Confirmed	80+	White	Unknown	22	0
Confirmed	Unknown	White	Unknown	Suppressed	0
Probable	0-9	American Indian/Alaska Native	Female	41	0
Probable	10-19	American Indian/Alaska Native	Female	76	0
Probable	20-29	American Indian/Alaska Native	Female	82	0
Probable	30-39	American Indian/Alaska Native	Female	66	0
Probable	40-49	American Indian/Alaska Native	Female	65	0
Probable	50-59	American Indian/Alaska Native	Female	38	0
Probable	60-69	American Indian/Alaska Native	Female	32	0
Probable	70-79	American Indian/Alaska Native	Female	10	0
Probable	80+	American Indian/Alaska Native	Female	6	Suppressed
Probable	Unknown	American Indian/Alaska Native	Female	Suppressed	0
Probable	0-9	Asian/Pacific Islander	Female	40	0
Probable	10-19	Asian/Pacific Islander	Female	88	0
Probable	20-29	Asian/Pacific Islander	Female	149	0
Probable	30-39	Asian/Pacific Islander	Female	113	0
Probable	40-49	Asian/Pacific Islander	Female	87	0
Probable	50-59	Asian/Pacific Islander	Female	78	0
Probable	60-69	Asian/Pacific Islander	Female	39	Suppressed
Probable	70-79	Asian/Pacific Islander	Female	15	Suppressed
Probable	80+	Asian/Pacific Islander	Female	Suppressed	0
Probable	Unknown	Asian/Pacific Islander	Female	6	0
Probable	0-9	Black/African American	Female	225	0
Probable	10-19	Black/African American	Female	536	0
Probable	20-29	Black/African American	Female	983	0
Probable	30-39	Black/African American	Female	818	0
Probable	40-49	Black/African American	Female	663	6
Probable	50-59	Black/African American	Female	514	12
Probable	60-69	Black/African American	Female	328	20
Probable	70-79	Black/African American	Female	121	17
Probable	80+	Black/African American	Female	84	36
Probable	Unknown	Black/African American	Female	32	Suppressed
Probable	0-9	Multiple Races	Female	141	0
Probable	10-19	Multiple Races	Female	295	0
Probable	20-29	Multiple Races	Female	251	0
Probable	30-39	Multiple Races	Female	159	0
Probable	40-49	Multiple Races	Female	157	0
Probable	50-59	Multiple Races	Female	156	Suppressed
Probable	60-69	Multiple Races	Female	103	Suppressed



Probable	70-79	Multiple Races	Female	43	0
Probable	80+	Multiple Races	Female	31	7
Probable	Unknown	Multiple Races	Female	57	0
Probable	0-9	Other	Female	89	0
Probable	10-19	Other	Female	227	0
Probable	20-29	Other	Female	292	0
Probable	30-39	Other	Female	225	0
Probable	40-49	Other	Female	191	0
Probable	50-59	Other	Female	143	Suppressed
Probable	60-69	Other	Female	74	Suppressed
Probable	70-79	Other	Female	29	0
Probable	80+	Other	Female	13	Suppressed
Probable	Unknown	Other	Female	18	0
Probable	0-9	Unknown	Female	722	0
Probable	10-19	Unknown	Female	2142	0
Probable	20-29	Unknown	Female	2875	0
Probable	30-39	Unknown	Female	2171	0
Probable	40-49	Unknown	Female	2175	0
Probable	50-59	Unknown	Female	1990	Suppressed
Probable	60-69	Unknown	Female	1272	6
Probable	70-79	Unknown	Female	472	Suppressed
Probable	80+	Unknown	Female	294	24
Probable	Unknown	Unknown	Female	1629	0
Probable	0-9	White	Female	1634	0
Probable	10-19	White	Female	4575	Suppressed
Probable	20-29	White	Female	4895	0
Probable	30-39	White	Female	3950	Suppressed
Probable	40-49	White	Female	3844	8
Probable	50-59	White	Female	3619	26
Probable	60-69	White	Female	2273	43
Probable	70-79	White	Female	1153	81
Probable	80+	White	Female	1300	293
Probable	Unknown	White	Female	391	Suppressed
Probable	0-9	American Indian/Alaska Native	Male	39	0
Probable	10-19	American Indian/Alaska Native	Male	101	0
Probable	20-29	American Indian/Alaska Native	Male	75	0
Probable	30-39	American Indian/Alaska Native	Male	57	0
Probable	40-49	American Indian/Alaska Native	Male	46	0
Probable	50-59	American Indian/Alaska Native	Male	44	Suppressed
Probable	60-69	American Indian/Alaska Native	Male	23	Suppressed
Probable	70-79	American Indian/Alaska Native	Male	7	Suppressed
Probable	80+	American Indian/Alaska Native	Male	Suppressed	Suppressed
Probable	Unknown	American Indian/Alaska Native	Male	Suppressed	0
Probable	0-9	Asian/Pacific Islander	Male	50	0
Probable	10-19	Asian/Pacific Islander	Male	96	0
Probable	20-29	Asian/Pacific Islander	Male	154	0
Probable	30-39	Asian/Pacific Islander	Male	120	Suppressed
Probable	40-49	Asian/Pacific Islander	Male	79	0
Probable	50-59	Asian/Pacific Islander	Male	58	Suppressed
Probable	60-69	Asian/Pacific Islander	Male	26	Suppressed

Probable	70-79	Asian/Pacific Islander	Male	8	Suppressed
Probable	80+	Asian/Pacific Islander	Male	7	Suppressed
Probable	Unknown	Asian/Pacific Islander	Male	Suppressed	0
Probable	0-9	Black/African American	Male	253	0
Probable	10-19	Black/African American	Male	522	Suppressed
Probable	20-29	Black/African American	Male	746	0
Probable	30-39	Black/African American	Male	667	Suppressed
Probable	40-49	Black/African American	Male	520	9
Probable	50-59	Black/African American	Male	465	14
Probable	60-69	Black/African American	Male	271	29
Probable	70-79	Black/African American	Male	101	33
Probable	80+	Black/African American	Male	42	22
Probable	Unknown	Black/African American	Male	22	0
Probable	0-9	Multiple Races	Male	129	0
Probable	10-19	Multiple Races	Male	280	0
Probable	20-29	Multiple Races	Male	182	0
Probable	30-39	Multiple Races	Male	140	0
Probable	40-49	Multiple Races	Male	145	Suppressed
Probable	50-59	Multiple Races	Male	115	0
Probable	60-69	Multiple Races	Male	88	Suppressed
Probable	70-79	Multiple Races	Male	40	Suppressed
Probable	80+	Multiple Races	Male	17	7
Probable	Unknown	Multiple Races	Male	53	0
Probable	0-9	Other	Male	102	0
Probable	10-19	Other	Male	248	0
Probable	20-29	Other	Male	288	0
Probable	30-39	Other	Male	236	0
Probable	40-49	Other	Male	207	Suppressed
Probable	50-59	Other	Male	130	Suppressed
Probable	60-69	Other	Male	83	Suppressed
Probable	70-79	Other	Male	29	Suppressed
Probable	80+	Other	Male	9	Suppressed
Probable	Unknown	Other	Male	17	0
Probable	0-9	Unknown	Male	728	0
Probable	10-19	Unknown	Male	2139	Suppressed
Probable	20-29	Unknown	Male	2743	0
Probable	30-39	Unknown	Male	2154	Suppressed
Probable	40-49	Unknown	Male	1942	Suppressed
Probable	50-59	Unknown	Male	1918	Suppressed
Probable	60-69	Unknown	Male	1055	Suppressed
Probable	70-79	Unknown	Male	368	8
Probable	80+	Unknown	Male	177	16
Probable	Unknown	Unknown	Male	1392	0
Probable	0-9	White	Male	1755	Suppressed
Probable	10-19	White	Male	4531	Suppressed
Probable	20-29	White	Male	4212	Suppressed
Probable	30-39	White	Male	3354	Suppressed
Probable	40-49	White	Male	3248	13
Probable	50-59	White	Male	3305	33
Probable	60-69	White	Male	2064	73

Probable	70-79	White	Male	995	115
Probable	80+	White	Male	691	187
Probable	Unknown	White	Male	335	0
Probable	0-9	American Indian/Alaska Native	Unknown	0	0
Probable	10-19	American Indian/Alaska Native	Unknown	0	0
Probable	20-29	American Indian/Alaska Native	Unknown	Suppressed	0
Probable	30-39	American Indian/Alaska Native	Unknown	0	0
Probable	40-49	American Indian/Alaska Native	Unknown	Suppressed	0
Probable	50-59	American Indian/Alaska Native	Unknown	Suppressed	0
Probable	60-69	American Indian/Alaska Native	Unknown	0	0
Probable	70-79	American Indian/Alaska Native	Unknown	Suppressed	0
Probable	80+	American Indian/Alaska Native	Unknown	0	0
Probable	Unknown	American Indian/Alaska Native	Unknown	Suppressed	0
Probable	0-9	Asian/Pacific Islander	Unknown	Suppressed	0
Probable	10-19	Asian/Pacific Islander	Unknown	Suppressed	0
Probable	20-29	Asian/Pacific Islander	Unknown	Suppressed	0
Probable	30-39	Asian/Pacific Islander	Unknown	Suppressed	0
Probable	40-49	Asian/Pacific Islander	Unknown	Suppressed	0
Probable	50-59	Asian/Pacific Islander	Unknown	Suppressed	0
Probable	60-69	Asian/Pacific Islander	Unknown	0	0
Probable	70-79	Asian/Pacific Islander	Unknown	0	0
Probable	80+	Asian/Pacific Islander	Unknown	0	0
Probable	Unknown	Asian/Pacific Islander	Unknown	Suppressed	0
Probable	0-9	Black/African American	Unknown	7	0
Probable	10-19	Black/African American	Unknown	9	0
Probable	20-29	Black/African American	Unknown	10	0
Probable	30-39	Black/African American	Unknown	Suppressed	0
Probable	40-49	Black/African American	Unknown	7	0
Probable	50-59	Black/African American	Unknown	6	0
Probable	60-69	Black/African American	Unknown	Suppressed	0
Probable	70-79	Black/African American	Unknown	Suppressed	0
Probable	80+	Black/African American	Unknown	0	0
Probable	Unknown	Black/African American	Unknown	Suppressed	0
Probable	0-9	Multiple Races	Unknown	10	0
Probable	10-19	Multiple Races	Unknown	22	0
Probable	20-29	Multiple Races	Unknown	20	0
Probable	30-39	Multiple Races	Unknown	19	0
Probable	40-49	Multiple Races	Unknown	14	0
Probable	50-59	Multiple Races	Unknown	10	0
Probable	60-69	Multiple Races	Unknown	Suppressed	0
Probable	70-79	Multiple Races	Unknown	Suppressed	0
Probable	80+	Multiple Races	Unknown	0	0
Probable	Unknown	Multiple Races	Unknown	12	0
Probable	0-9	Other	Unknown	8	0
Probable	10-19	Other	Unknown	16	0
Probable	20-29	Other	Unknown	6	0
Probable	30-39	Other	Unknown	11	0
Probable	40-49	Other	Unknown	9	0
Probable	50-59	Other	Unknown	Suppressed	0
Probable	60-69	Other	Unknown	Suppressed	0

Probable	70-79	Other	Unknown	0	0
Probable	80+	Other	Unknown	0	0
Probable	Unknown	Other	Unknown	0	0
Probable	0-9	Unknown	Unknown	231	0
Probable	10-19	Unknown	Unknown	566	0
Probable	20-29	Unknown	Unknown	819	0
Probable	30-39	Unknown	Unknown	644	0
Probable	40-49	Unknown	Unknown	679	0
Probable	50-59	Unknown	Unknown	536	0
Probable	60-69	Unknown	Unknown	293	0
Probable	70-79	Unknown	Unknown	114	0
Probable	80+	Unknown	Unknown	42	0
Probable	Unknown	Unknown	Unknown	2184	0
Probable	0-9	White	Unknown	50	0
Probable	10-19	White	Unknown	124	0
Probable	20-29	White	Unknown	75	0
Probable	30-39	White	Unknown	69	0
Probable	40-49	White	Unknown	72	0
Probable	50-59	White	Unknown	72	0
Probable	60-69	White	Unknown	31	0
Probable	70-79	White	Unknown	29	0
Probable	80+	White	Unknown	9	0
Probable	Unknown	White	Unknown	49	0

# PUBLIC USE DATASETS

## COVID-19 Tests by County

### README

Data includes tests by type (diagnostic, serology or total combined) by county.

Diagnostic tests are used to find current infection and look for genes or proteins from the severe acute respiratory syndrome coronavirus 2 (SARS-CoV-2), the virus that causes COVID-19. These tests, which are performed as nasal swabs, include: Nucleic acid amplification test/real-time polymerase chain reaction (NAAT/RT-PCR) test and rapid virus antigen detection point of care (POC) tests.

Serology tests are used to look for the possibility of previous infection. Serology tests look for antibodies to SARS-CoV-2 in the blood. There are currently two types of serology tests: the enzyme-linked immunosorbent assay (ELISA) test and the rapid antibody detection POC test. Serology tests do not diagnose disease and do not guarantee immunity, but might provide information about previous infection.

Correctional includes state and federal prisons and county and city detection facilities.

Testing data represents total tests performed, not individuals tested. A single individual may have more than one test completed.

## COVID-19 TESTS BY COUNTY 2021-06-05

Updated	COUNTY	TestType	Count	RatePerMillion
2021/06/05 12:25:44	Alcona	Diagnostic	7680	738107
2021/06/05 12:25:44	Alcona	Serology	183	17588
2021/06/05 12:25:44	Alcona	Total	7863	755694
2021/06/05 12:25:44	Alger	Diagnostic	8853	972003
2021/06/05 12:25:44	Alger	Serology	390	42819
2021/06/05 12:25:44	Alger	Total	9243	1014822
2021/06/05 12:25:44	Allegan	Serology	3088	26152
2021/06/05 12:25:44	Allegan	Diagnostic	122107	1034095
2021/06/05 12:25:44	Allegan	Total	125195	1060247
2021/06/05 12:25:44	Alpena	Diagnostic	22692	798873
2021/06/05 12:25:44	Alpena	Serology	778	27390
2021/06/05 12:25:44	Alpena	Total	23470	826263
2021/06/05 12:25:44	Antrim	Serology	829	35543
2021/06/05 12:25:44	Antrim	Diagnostic	22693	972946
2021/06/05 12:25:44	Antrim	Total	23522	1008489
2021/06/05 12:25:44	Arenac	Diagnostic	17371	1167171
2021/06/05 12:25:44	Arenac	Serology	504	33864
2021/06/05 12:25:44	Arenac	Total	17875	1201035
2021/06/05 12:25:44	Baraga	Diagnostic	9022	1099038
2021/06/05 12:25:44	Baraga	Serology	60	7309
2021/06/05 12:25:44	Baraga	Total	9082	1106347
2021/06/05 12:25:44	Barry	Diagnostic	61422	997920
2021/06/05 12:25:44	Barry	Serology	1994	32396
2021/06/05 12:25:44	Barry	Total	63416	1030317
2021/06/05 12:25:44	Bay	Diagnostic	130956	1269864
2021/06/05 12:25:44	Bay	Serology	7341	71185
2021/06/05 12:25:44	Bay	Total	138297	1341049
2021/06/05 12:25:44	Benzie	Diagnostic	13110	737926
2021/06/05 12:25:44	Benzie	Serology	780	43904
2021/06/05 12:25:44	Benzie	Total	13890	781830
2021/06/05 12:25:44	Berrien	Diagnostic	243428	1586874
2021/06/05 12:25:44	Berrien	Serology	6183	40306
2021/06/05 12:25:44	Berrien	Total	249611	1627180
2021/06/05 12:25:44	Branch	Diagnostic	43853	1007721
2021/06/05 12:25:44	Branch	Serology	629	14454
2021/06/05 12:25:44	Branch	Total	44482	1022175
2021/06/05 12:25:44	Calhoun	Serology	1860	13864
2021/06/05 12:25:44	Calhoun	Diagnostic	205265	1530013
2021/06/05 12:25:44	Calhoun	Total	207125	1543877
2021/06/05 12:25:44	Cass	Diagnostic	41131	794234
2021/06/05 12:25:44	Cass	Serology	788	15216
2021/06/05 12:25:44	Cass	Total	41919	809450
2021/06/05 12:25:44	Charlevoix	Diagnostic	23633	903990
2021/06/05 12:25:44	Charlevoix	Serology	1134	43377
2021/06/05 12:25:44	Charlevoix	Total	24767	947366
2021/06/05 12:25:44	Cheboygan	Diagnostic	17207	680764
2021/06/05 12:25:44	Cheboygan	Serology	632	25004

2021/06/05 12:25:44	Cheboygan	Total	17839	705768
2021/06/05 12:25:44	Chippewa	Diagnostic	29282	784010
2021/06/05 12:25:44	Chippewa	Serology	357	9558
2021/06/05 12:25:44	Chippewa	Total	29639	793569
2021/06/05 12:25:44	Clare	Serology	1064	34378
2021/06/05 12:25:44	Clare	Diagnostic	24522	792310
2021/06/05 12:25:44	Clare	Total	25586	826688
2021/06/05 12:25:44	Clinton	Serology	4309	54137
2021/06/05 12:25:44	Clinton	Diagnostic	60701	762623
2021/06/05 12:25:44	Clinton	Total	65010	816760
2021/06/05 12:25:44	Correctional	Diagnostic	981464	
2021/06/05 12:25:44	Correctional	Serology	27257	
2021/06/05 12:25:44	Correctional	Total	1008721	
2021/06/05 12:25:44	Crawford	Diagnostic	11084	790078
2021/06/05 12:25:44	Crawford	Serology	371	26445
2021/06/05 12:25:44	Crawford	Total	11455	816523
2021/06/05 12:25:44	Delta	Diagnostic	42929	1199670
2021/06/05 12:25:44	Delta	Serology	904	25263
2021/06/05 12:25:44	Delta	Total	43833	1224933
2021/06/05 12:25:44	Detroit City	Diagnostic	842956	1297247
2021/06/05 12:25:44	Detroit City	Serology	28390	43690
2021/06/05 12:25:44	Detroit City	Total	871346	1340937
2021/06/05 12:25:44	Dickinson	Diagnostic	19944	790206
2021/06/05 12:25:44	Dickinson	Serology	181	7171
2021/06/05 12:25:44	Dickinson	Total	20125	797377
2021/06/05 12:25:44	Eaton	Diagnostic	131766	1194961
2021/06/05 12:25:44	Eaton	Serology	6442	58421
2021/06/05 12:25:44	Eaton	Total	138208	1253383
2021/06/05 12:25:44	Emmet	Serology	1583	47374
2021/06/05 12:25:44	Emmet	Diagnostic	31384	939219
2021/06/05 12:25:44	Emmet	Total	32967	986593
2021/06/05 12:25:44	Genesee	Diagnostic	410614	1011831
2021/06/05 12:25:44	Genesee	Serology	20927	51568
2021/06/05 12:25:44	Genesee	Total	431541	1063399
2021/06/05 12:25:44	Gladwin	Diagnostic	21321	837793
2021/06/05 12:25:44	Gladwin	Serology	1221	47978
2021/06/05 12:25:44	Gladwin	Total	22542	885772
2021/06/05 12:25:44	Gogebic	Diagnostic	18806	1345689
2021/06/05 12:25:44	Gogebic	Serology	258	18462
2021/06/05 12:25:44	Gogebic	Total	19064	1364150
2021/06/05 12:25:44	Grand Traverse	Diagnostic	90333	970404
2021/06/05 12:25:44	Grand Traverse	Serology	6877	73876
2021/06/05 12:25:44	Grand Traverse	Total	97210	1044281
2021/06/05 12:25:44	Gratiot	Diagnostic	59188	1453858
2021/06/05 12:25:44	Gratiot	Serology	1182	29034
2021/06/05 12:25:44	Gratiot	Total	60370	1482892
2021/06/05 12:25:44	Hillsdale	Diagnostic	46903	1028462
2021/06/05 12:25:44	Hillsdale	Serology	1080	23682
2021/06/05 12:25:44	Hillsdale	Total	47983	1052143
2021/06/05 12:25:44	Houghton	Diagnostic	48732	1365654

2021/06/05 12:25:44	Houghton	Serology	270	7566
2021/06/05 12:25:44	Houghton	Total	49002	1373220
2021/06/05 12:25:44	Huron	Diagnostic	30738	992156
2021/06/05 12:25:44	Huron	Serology	910	29373
2021/06/05 12:25:44	Huron	Total	31648	1021529
2021/06/05 12:25:44	Ingham	Diagnostic	354956	1213915
2021/06/05 12:25:44	Ingham	Serology	20506	70129
2021/06/05 12:25:44	Ingham	Total	375462	1284043
2021/06/05 12:25:44	Ionia	Serology	2390	36941
2021/06/05 12:25:44	Ionia	Diagnostic	80914	1250661
2021/06/05 12:25:44	Ionia	Total	83304	1287602
2021/06/05 12:25:44	Iosco	Diagnostic	27661	1100848
2021/06/05 12:25:44	Iosco	Serology	641	25510
2021/06/05 12:25:44	Iosco	Total	28302	1126358
2021/06/05 12:25:44	Iron	Serology	132	11928
2021/06/05 12:25:44	Iron	Diagnostic	25275	2284023
2021/06/05 12:25:44	Iron	Total	25407	2295952
2021/06/05 12:25:44	Isabella	Diagnostic	61616	881841
2021/06/05 12:25:44	Isabella	Serology	1501	21482
2021/06/05 12:25:44	Isabella	Total	63117	903323
2021/06/05 12:25:44	Jackson	Diagnostic	233186	1471112
2021/06/05 12:25:44	Jackson	Serology	4066	25651
2021/06/05 12:25:44	Jackson	Total	237252	1496764
2021/06/05 12:25:44	Kalamazoo	Serology	7218	27231
2021/06/05 12:25:44	Kalamazoo	Diagnostic	316593	1194393
2021/06/05 12:25:44	Kalamazoo	Total	323811	1221624
2021/06/05 12:25:44	Kalkaska	Diagnostic	17718	982260
2021/06/05 12:25:44	Kalkaska	Serology	831	46069
2021/06/05 12:25:44	Kalkaska	Total	18549	1028329
2021/06/05 12:25:44	Kent	Diagnostic	943206	1435724
2021/06/05 12:25:44	Kent	Serology	47632	72504
2021/06/05 12:25:44	Kent	Total	990838	1508228
2021/06/05 12:25:44	Keweenaw	Diagnostic	2331	1101607
2021/06/05 12:25:44	Keweenaw	Serology	32	15123
2021/06/05 12:25:44	Keweenaw	Total	2363	1116730
2021/06/05 12:25:44	Lake	Diagnostic	11748	991141
2021/06/05 12:25:44	Lake	Serology	228	19236
2021/06/05 12:25:44	Lake	Total	11976	1010377
2021/06/05 12:25:44	Lapeer	Serology	3768	43010
2021/06/05 12:25:44	Lapeer	Diagnostic	71751	819010
2021/06/05 12:25:44	Lapeer	Total	75519	862020
2021/06/05 12:25:44	Leelanau	Serology	1118	51376
2021/06/05 12:25:44	Leelanau	Diagnostic	12917	593585
2021/06/05 12:25:44	Leelanau	Total	14035	644961
2021/06/05 12:25:44	Lenawee	Serology	2344	23809
2021/06/05 12:25:44	Lenawee	Diagnostic	132922	1350134
2021/06/05 12:25:44	Lenawee	Total	135266	1373942
2021/06/05 12:25:44	Livingston	Diagnostic	215554	1122706
2021/06/05 12:25:44	Livingston	Serology	8478	44157
2021/06/05 12:25:44	Livingston	Total	224032	1166864



2021/06/05 12:25:44	Luce	Diagnostic	6828	1096163
2021/06/05 12:25:44	Luce	Serology	37	5940
2021/06/05 12:25:44	Luce	Total	6865	1102103
2021/06/05 12:25:44	Mackinac	Diagnostic	9661	894620
2021/06/05 12:25:44	Mackinac	Serology	146	13520
2021/06/05 12:25:44	Mackinac	Total	9807	908140
2021/06/05 12:25:44	Macomb	Diagnostic	951743	1088986
2021/06/05 12:25:44	Macomb	Serology	65153	74548
2021/06/05 12:25:44	Macomb	Total	1016896	1163534
2021/06/05 12:25:44	Manistee	Diagnostic	20153	820629
2021/06/05 12:25:44	Manistee	Serology	971	39539
2021/06/05 12:25:44	Manistee	Total	21124	860168
2021/06/05 12:25:44	Marquette	Diagnostic	134212	2012204
2021/06/05 12:25:44	Marquette	Serology	1406	21080
2021/06/05 12:25:44	Marquette	Total	135618	2033284
2021/06/05 12:25:44	Mason	Diagnostic	34821	1194791
2021/06/05 12:25:44	Mason	Serology	1074	36851
2021/06/05 12:25:44	Mason	Total	35895	1231643
2021/06/05 12:25:44	Mecosta	Diagnostic	41591	957149
2021/06/05 12:25:44	Mecosta	Serology	1038	23888
2021/06/05 12:25:44	Mecosta	Total	42629	981037
2021/06/05 12:25:44	Menominee	Diagnostic	25815	1133231
2021/06/05 12:25:44	Menominee	Serology	161	7068
2021/06/05 12:25:44	Menominee	Total	25976	1140299
2021/06/05 12:25:44	Midland	Serology	7650	91996
2021/06/05 12:25:44	Midland	Diagnostic	69864	840156
2021/06/05 12:25:44	Midland	Total	77514	932152
2021/06/05 12:25:44	Missaukee	Diagnostic	11403	754266
2021/06/05 12:25:44	Missaukee	Serology	670	44318
2021/06/05 12:25:44	Missaukee	Total	12073	798584
2021/06/05 12:25:44	Monroe	Serology	6239	41455
2021/06/05 12:25:44	Monroe	Diagnostic	164187	1090944
2021/06/05 12:25:44	Monroe	Total	170426	1132399
2021/06/05 12:25:44	Montcalm	Diagnostic	81620	1277548
2021/06/05 12:25:44	Montcalm	Serology	2486	38912
2021/06/05 12:25:44	Montcalm	Total	84106	1316460
2021/06/05 12:25:44	Montmorency	Diagnostic	8733	936214
2021/06/05 12:25:44	Montmorency	Serology	409	43846
2021/06/05 12:25:44	Montmorency	Total	9142	980060
2021/06/05 12:25:44	Muskegon	Diagnostic	218999	1261762
2021/06/05 12:25:44	Muskegon	Serology	3861	22245
2021/06/05 12:25:44	Muskegon	Total	222860	1284007
2021/06/05 12:25:44	Newaygo	Serology	1778	36301
2021/06/05 12:25:44	Newaygo	Diagnostic	47537	970539
2021/06/05 12:25:44	Newaygo	Total	49315	1006840
2021/06/05 12:25:44	Oakland	Diagnostic	1475667	1173414
2021/06/05 12:25:44	Oakland	Serology	119804	95265
2021/06/05 12:25:44	Oakland	Total	1595471	1268679
2021/06/05 12:25:44	Oceana	Diagnostic	36745	1388333
2021/06/05 12:25:44	Oceana	Serology	924	34911

2021/06/05 12:25:44	Oceana	Total	37669	1423244
2021/06/05 12:25:44	Ogemaw	Diagnostic	19803	943135
2021/06/05 12:25:44	Ogemaw	Serology	603	28718
2021/06/05 12:25:44	Ogemaw	Total	20406	971853
2021/06/05 12:25:44	Ontonagon	Diagnostic	7863	1374650
2021/06/05 12:25:44	Ontonagon	Serology	72	12587
2021/06/05 12:25:44	Ontonagon	Total	7935	1387238
2021/06/05 12:25:44	Osceola	Diagnostic	25988	1107758
2021/06/05 12:25:44	Osceola	Serology	1053	44885
2021/06/05 12:25:44	Osceola	Total	27041	1152643
2021/06/05 12:25:44	Oscoda	Diagnostic	5887	714355
2021/06/05 12:25:44	Oscoda	Serology	387	46960
2021/06/05 12:25:44	Oscoda	Total	6274	761315
2021/06/05 12:25:44	Otsego	Serology	1002	40619
2021/06/05 12:25:44	Otsego	Diagnostic	23433	949935
2021/06/05 12:25:44	Otsego	Total	24435	990555
2021/06/05 12:25:44	Ottawa	Diagnostic	393831	1349522
2021/06/05 12:25:44	Ottawa	Serology	15134	51859
2021/06/05 12:25:44	Ottawa	Total	408965	1401381
2021/06/05 12:25:44	Presque Isle	Diagnostic	11267	894774
2021/06/05 12:25:44	Presque Isle	Serology	566	44949
2021/06/05 12:25:44	Presque Isle	Total	11833	939724
2021/06/05 12:25:44	Roscommon	Diagnostic	20492	853158
2021/06/05 12:25:44	Roscommon	Serology	744	30975
2021/06/05 12:25:44	Roscommon	Total	21236	884133
2021/06/05 12:25:44	Saginaw	Diagnostic	260375	1366518
2021/06/05 12:25:44	Saginaw	Serology	9810	51486
2021/06/05 12:25:44	Saginaw	Total	270185	1418004
2021/06/05 12:25:44	Sanilac	Serology	1508	36629
2021/06/05 12:25:44	Sanilac	Diagnostic	52258	1269322
2021/06/05 12:25:44	Sanilac	Total	53766	1305951
2021/06/05 12:25:44	Schoolcraft	Diagnostic	6417	792809
2021/06/05 12:25:44	Schoolcraft	Serology	65	8031
2021/06/05 12:25:44	Schoolcraft	Total	6482	800840
2021/06/05 12:25:44	Shiawassee	Diagnostic	72892	1070021
2021/06/05 12:25:44	Shiawassee	Serology	2683	39385
2021/06/05 12:25:44	Shiawassee	Total	75575	1109407
2021/06/05 12:25:44	St Clair	Diagnostic	154023	967919
2021/06/05 12:25:44	St Clair	Serology	8754	55012
2021/06/05 12:25:44	St Clair	Total	162777	1022931
2021/06/05 12:25:44	St Joseph	Serology	1685	27639
2021/06/05 12:25:44	St Joseph	Diagnostic	59104	969490
2021/06/05 12:25:44	St Joseph	Total	60789	997129
2021/06/05 12:25:44	Tuscola	Diagnostic	64819	1240674
2021/06/05 12:25:44	Tuscola	Serology	2310	44215
2021/06/05 12:25:44	Tuscola	Total	67129	1284889
2021/06/05 12:25:44	Unknown	Diagnostic	568640	
2021/06/05 12:25:44	Unknown	Serology	27409	
2021/06/05 12:25:44	Unknown	Total	596049	
2021/06/05 12:25:44	Van Buren	Diagnostic	98553	1302285

2021/06/05 12:25:44	Van Buren	Serology	1789	23640
2021/06/05 12:25:44	Van Buren	Total	100342	1325925
2021/06/05 12:25:44	Washtenaw	Serology	18286	49744
2021/06/05 12:25:44	Washtenaw	Diagnostic	765998	2083776
2021/06/05 12:25:44	Washtenaw	Total	784284	2133520
2021/06/05 12:25:44	Wayne	Diagnostic	1471280	1332908
2021/06/05 12:25:44	Wayne	Serology	79843	72334
2021/06/05 12:25:44	Wayne	Total	1551123	1405242
2021/06/05 12:25:44	Wexford	Diagnostic	31687	942196
2021/06/05 12:25:44	Wexford	Serology	1321	39279
2021/06/05 12:25:44	Wexford	Total	33008	981475

# PUBLIC USE DATASETS

## Diagnostic Tests by Result and County

### README

Data include diagnostic tests for COVID-19 by date and county.

Diagnostic tests are used to find current infection and look for genes or proteins from the severe acute respiratory syndrome coronavirus 2 (SARS-CoV-2), the virus that causes COVID-19. These tests, which are performed as nasal swabs, include: Nucleic acid amplification test/real-time polymerase chain reaction (NAAT/RT-PCR) test and rapid virus antigen detection point of care (POC) tests.

Correctional includes state and federal prisons and county and city detention facilities.

Testing data represents total tests performed, not individuals tested. A single individual may have more than one test completed.

The total number of positive tests may exceed the number of confirmed cases due to 1) a single individual may have more than one test performed; 2) MDHHS may receive data on positive tests in advance of a local health department classifying an individual as a confirmed or probable case, and 3) although efforts have been made to de-duplicate testing data, some duplication may occur.

**DIAGNOSTIC TESTS BY RESULT AND COUNTY 2021-06-05**

MessageDate	COUNTY	Negative	Positive	Total
6/4/2021	Alcona	14	0	14
6/4/2021	Alger	10	0	10
6/4/2021	Allegan	179	0	179
6/4/2021	Alpena	53	0	53
6/4/2021	Antrim	25	0	25
6/4/2021	Arenac	42	0	42
6/4/2021	Baraga	13	0	13
6/4/2021	Barry	75	3	78
6/4/2021	Bay	142	4	146
6/4/2021	Benzie	13	0	13
6/4/2021	Berrien	400	9	409
6/4/2021	Branch	163	4	167
6/4/2021	Calhoun	207	10	217
6/4/2021	Cass	50	1	51
6/4/2021	Charlevoix	21	2	23
6/4/2021	Cheboygan	12	3	15
6/4/2021	Chippewa	124	0	124
6/4/2021	Clare	59	1	60
6/4/2021	Clinton	66	1	67
6/4/2021	Correctional	2687	2	2689
6/4/2021	Crawford	11	0	11
6/4/2021	Delta	48	0	48
6/4/2021	Detroit City	1393	42	1435
6/4/2021	Dickinson	20	0	20
6/4/2021	Eaton	125	2	127
6/4/2021	Emmet	42	1	43
6/4/2021	Genesee	536	10	546
6/4/2021	Gladwin	43	0	43
6/4/2021	Gogebic	16	0	16
6/4/2021	Grand Traverse	101	0	101
6/4/2021	Gratiot	90	0	90
6/4/2021	Hillsdale	51	2	53
6/4/2021	Houghton	60	1	61
6/4/2021	Huron	23	1	24
6/4/2021	Ingham	373	6	379
6/4/2021	Ionia	88	7	95
6/4/2021	Iosco	55	7	62
6/4/2021	Iron	14	0	14
6/4/2021	Isabella	74	2	76
6/4/2021	Jackson	346	2	348
6/4/2021	Kalamazoo	476	11	487
6/4/2021	Kalkaska	17	1	18
6/4/2021	Kent	1355	44	1399
6/4/2021	Keweenaw	5	0	5
6/4/2021	Lake	15	0	15
6/4/2021	Lapeer	83	5	88
6/4/2021	Leelanau	10	0	10

6/4/2021	Lenawee	160	8	168
6/4/2021	Livingston	242	5	247
6/4/2021	Luce	13	0	13
6/4/2021	Mackinac	19	1	20
6/4/2021	Macomb	1284	49	1333
6/4/2021	Manistee	21	1	22
6/4/2021	Marquette	287	1	288
6/4/2021	Mason	53	1	54
6/4/2021	Mecosta	57	0	57
6/4/2021	Menominee	28	0	28
6/4/2021	Midland	155	2	157
6/4/2021	Missaukee	19	1	20
6/4/2021	Monroe	288	8	296
6/4/2021	Montcalm	126	4	130
6/4/2021	Montmorency	29	1	30
6/4/2021	Muskegon	313	16	329
6/4/2021	Newaygo	84	3	87
6/4/2021	Oakland	2235	37	2272
6/4/2021	Oceana	35	0	35
6/4/2021	Ogemaw	43	1	44
6/4/2021	Ontonagon	9	0	9
6/4/2021	Osceola	34	0	34
6/4/2021	Oscoda	13	0	13
6/4/2021	Otsego	34	0	34
6/4/2021	Ottawa	475	19	494
6/4/2021	Presque Isle	21	0	21
6/4/2021	Roscommon	39	0	39
6/4/2021	Saginaw	343	11	354
6/4/2021	Sanilac	40	5	45
6/4/2021	Schoolcraft	9	0	9
6/4/2021	Shiawassee	102	1	103
6/4/2021	St Clair	189	11	200
6/4/2021	St Joseph	92	9	101
6/4/2021	Tuscola	58	1	59
6/4/2021	Unknown	399	13	412
6/4/2021	Van Buren	149	7	156
6/4/2021	Washtenaw	1163	3	1166
6/4/2021	Wayne	2148	53	2201
6/4/2021	Wexford	34	0	34