



Western Michigan University
ScholarWorks at WMU

Cumulative Michigan COVID-19 Data

Michigan COVID-19 State Data

6-8-2021

2021-06-08_MichiganOverview_COVIDstats

Michigan Department of Health & Human Services

Follow this and additional works at: <https://scholarworks.wmich.edu/michigan-covid-data-state-cumulative>



Part of the Public Health Commons

WMU ScholarWorks Citation

Michigan Department of Health & Human Services, "2021-06-08_MichiganOverview_COVIDstats" (2021).
Cumulative Michigan COVID-19 Data. 429.

<https://scholarworks.wmich.edu/michigan-covid-data-state-cumulative/429>

This Website is brought to you for free and open access
by the Michigan COVID-19 State Data at ScholarWorks at
WMU. It has been accepted for inclusion in Cumulative
Michigan COVID-19 Data by an authorized administrator
of ScholarWorks at WMU. For more information, please
contact wmu-scholarworks@wmich.edu.



Coronavirus

MI SAFE START

CONTAIN COVID

RESOURCES

PRESS RELEASES

DONATE

VIDEO UPDATES

CORONAVIRUS / MICHIGAN DATA

Michigan Data

Hospitals

Long Term
Care Facilities

Coronavirus
Symptoms

Cumulative
Recovered

Outbreak
Reporting

School-Related
Outbreak
Reporting

Wastewater
Surveillance

Testing
Turnaround
Time

MIS-C Data
and Reporting

Data and
Modeling
Updates

Note on deaths (06/08/21): Regular reviews of death certificate data maintained in Vital Records reporting systems are conducted by MDHHS staff three times per week. As a part of this process, records that identify COVID-19 infection as a contributing factor to death are compared against all laboratory confirmed cases of COVID-19 in the Michigan Disease Surveillance System (MDSS). If a death certificate is matched to a confirmed COVID-19 case and that record in the MDSS does not indicate the individual died, the MDSS record is updated to indicate the death and the appropriate local health department is notified. These matched deaths are then included with mortality information posted to the Michigan Coronavirus website. As a result of the most recent assessment, today's data includes **37** additional deaths identified by this methodology.

The State of Michigan is working around the clock to test and treat COVID-19 patients. Below is the most recent data healthcare experts across the state have compiled. It is updated Monday - Saturday.

CURRENT STATUS

DAILY CASES

CUMULATIVE TRENDS

DEMOGRAPHICS

TOTAL TESTING

CONFIRMATORY TESTING

LEARN MORE

View Cases

View Deaths

View Table

Select Preparedness Region:

All

Select County:

All

This report is provisional and subject to change. City of Detroit and Wayne County are reported separately. MDHHS began tracking probable cases April 5, 2020. FCI indicates federal correctional institute. MDOC indicates Michigan Department of Corrections. Diagnostic tests, including nucleic acid amplification/real-time polymerase chain reaction (NAAT/RT-PCR) and rapid virus antigen detection tests, look for current infection. Serology (antibody) tests are used to look for the possibility of previous infection.

Source: Michigan Disease Surveillance System (MDSS) and Vital Records.

COVID-19 Cases by County

Confirmed cases include individuals with a positive NAAT/RT-PCR test for COVID-19. Probable cases include individuals with either a positive rapid antigen detection test OR COVID-19 symptoms and an epidemiologic link to a confirmed COVID-19 case, but no diagnostic test.

Cases by County

19-814

815-3199

3200-11229

11230-118256

118257+

Michigan

Tuesday, June 8, 2021

Current Totals

Laboratory Testing

Test Type	Tests Performed
Diagnostic	13,905,102
Serology	621,655
Total	14,526,757

Microsoft Power BI

< 1 of 7 >

Cases by Hispanic/Latino Ethnicity

https://www.michigan.gov/coronavirus/0,9753,7-406-98163_98173---,00.html

1/2

Hispanic/Latino Ethnicity	Percentage of Overall Cases by Ethnicity	Percentage of Deceased Cases by Ethnicity
Hispanic/Latino	5.33%	3.15%
Non-Hispanic Latino	69.89%	84.16%
Unknown	24.79%	12.70%

Totals may not add to 100% due to rounding

Cases by Arab Ethnicity		
Arab Ethnicity	Percentage of Overall Cases by Ethnicity	Percentage of Deceased Cases by Ethnicity
Arab	2.80%	1.72%
Non-Arab	50.13%	53.61%
Unknown	47.07%	44.67%

Totals may not add to 100% due to rounding



PUBLIC USE DATASETS 06/08/2021

(Downloadable .xlsx files)

Cases and Deaths by County

Cases and Deaths by County by Date of Onset of Symptoms and Date of Death

Cases by Demographics Statewide

COVID-19 Tests by County

Diagnostic Tests by Result and County

MICHIGAN.GOV HOME
ADA
MICHIGAN NEWS
POLICIES

COPYRIGHT 2021 STATE OF MICHIGAN

Cumulative Total of Recovered COVID-19 Cases

Cumulative Total of Recovered COVID-19 Cases (as of 06/05/2021): **837,864**

During this response, MDHHS is reviewing vital records statistics to identify any laboratory confirmed COVID-19 cases who are 30 days out from their onset of illness to represent recovery status. As the pandemic continues to impact Michigan, this pool will expand to include more cases. Recovered is defined as the number of persons with a confirmed COVID-19 diagnosis who are alive 30 days post-onset (or referral date if onset is not available). The number of persons recovered on June 4, 2021 represents COVID-19 confirmed individuals with an onset date on or prior to May 5, 2021. If an individual dies from a COVID-related cause >30 days from onset/referral, they are removed from the number of persons recovered. These numbers will be updated every Saturday.

Source: Michigan Disease Surveillance System and Vital Records

[View Cases](#)[View Deaths](#)[View Table](#)

Select Preparedness Region:

All



Select County:

All



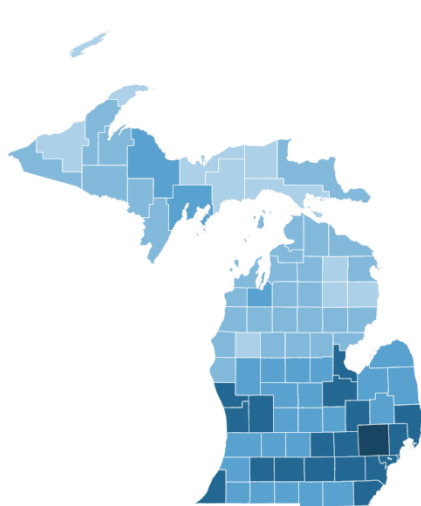
This report is provisional and subject to change. City of Detroit and Wayne County are reported separately. MDHHS began tracking probable cases April 5, 2020. FCI indicates federal correctional institute. MDOC indicates Michigan Department of Corrections. Diagnostic tests, including nucleic acid amplification/real-time polymerase chain reaction (NAAT/RT-PCR) and rapid virus antigen detection tests, look for current infection. Serology (antibody) tests are used to look for the possibility of previous infection.

Source: Michigan Disease Surveillance System (MDSS) and Vital Records.

COVID-19 Cases by County

Confirmed cases include individuals with a positive NAAT/RT-PCR test for COVID-19. Probable cases include individuals with either a positive rapid antigen detection test OR COVID-19 symptoms and an epidemiologic link to a confirmed COVID-19 case, but no diagnostic test.

Cases by County



- 19-814
- 815-3199
- 3200-11229
- 11230-118256
- 118257+

Michigan

Tuesday, June 8, 2021

Michigan (Statewide) Case Fatality Rate

2.2%

Current Totals

Case Status	Cases	Deaths
Confirmed	891,057	19,432
Probable	104,702	1,226
Total	995,759	20,658

Laboratory Testing

Test Type	Tests Performed
Diagnostic	13,905,102
Serology	621,655
Total	14,526,757

[View Cases](#)[View Deaths](#)[View Table](#)

Select Preparedness Region:

All



Select County:

All



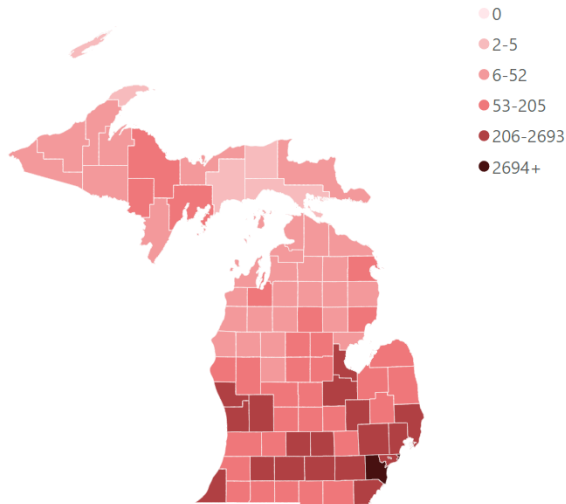
This report is provisional and subject to change. City of Detroit and Wayne County are reported separately. MDHHS began tracking probable cases April 5, 2020. FCI indicates federal correctional institute. MDOC indicates Michigan Department of Corrections. Diagnostic tests, including nucleic acid amplification/real-time polymerase chain reaction (NAAT/RT-PCR) and rapid virus antigen detection tests, look for current infection. Serology (antibody) tests are used to look for the possibility of previous infection.

Source: Michigan Disease Surveillance System (MDSS) and Vital Records.

COVID-19 Deaths by County

Confirmed deaths include individuals who had a confirmed COVID-19 infection AND are either classified as deceased during the case investigation, have COVID-19 indicated as a cause of death on their death certificate, or who die within 30 days of infection and their manner of death is listed as natural. Probable deaths include individuals who have COVID-19 indicated on their death certificate where there is no available evidence of a confirmatory test result (positive or negative).

Deaths by County



Michigan

Tuesday, June 8, 2021

Michigan (Statewide) Case Fatality Rate

2.2%

Current Totals

Case Status	Cases	Deaths
Confirmed	891,057	19,432
Probable	104,702	1,226
Total	995,759	20,658

Laboratory Testing

Test Type	Tests Performed
Diagnostic	13,905,102
Serology	621,655
Total	14,526,757

Cases

Deaths

View Table

Select Preparedness Region:

All

Select County:

All

Cases are shown by onset date or by lab specimen collection date if onset date was unavailable. Deaths are shown by date of death or date of last status update if date of death was unavailable. Tracking of probable cases and deaths did not begin until April 5, 2020, therefore only probable cases referred for investigation on or after April 5, 2020 are displayed (onset may have been prior).

Notes: FCI indicates federal correctional institute. MDOC indicates Michigan Department of Corrections.

Daily Cases by Status

The number of daily confirmed cases represent the total number of people who had a positive NAAT/RT-PCR test for COVID-19. Cases are shown by the date of onset of symptoms.

Filter by Date:

3/1/2020

6/8/2021

Cases by Date of Onset

Case Status ● Confirmed ● Probable

8K

6K

4K

2K

0K

Mar 2020

May 2020

Jul 2020

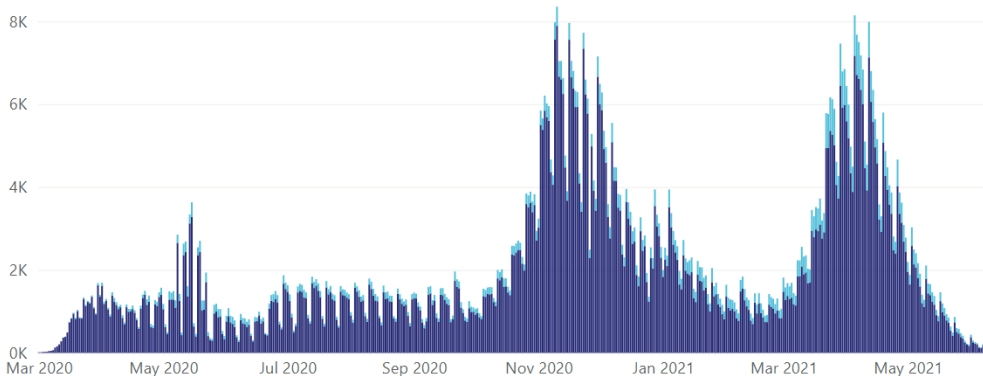
Sep 2020

Nov 2020

Jan 2021

Mar 2021

May 2021



Cases

Deaths

View Table

Select Preparedness Region:

All



Select County:

All



Cases are shown by onset date or by lab specimen collection date if onset date was unavailable. Deaths are shown by date of death or date of last status update if date of death was unavailable. Tracking of probable cases and deaths did not begin until April 5, 2020, therefore only probable cases referred for investigation on or after April 5, 2020 are displayed (onset may have been prior).

Notes: FCI indicates federal correctional institute. MDOC indicates Michigan Department of Corrections.

Daily Deaths by Status

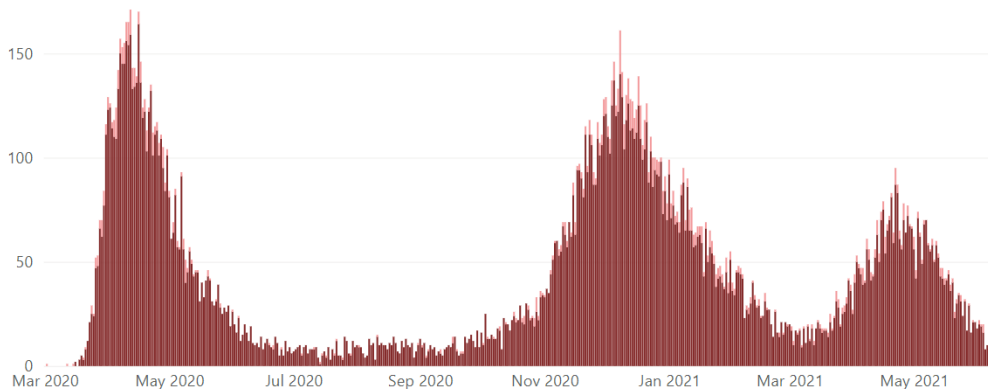
Confirmed deaths include individuals who had a confirmed COVID-19 infection and are classified as deceased by the case investigation, have COVID-19 indicated as a cause of death on their death certificate, or who die within 30 days of infection and their manner of death is listed as natural. Data are shown by the date of death.

Filter by Date:

3/1/2020

6/8/2021

Deaths by Date of Death

Case Status ● Confirmed ● Probable

View Table

View Chart

Select Preparedness Region:

All

Select County:

All

Cases are shown by onset date or by lab specimen collection date if onset date was unavailable. Deaths are shown by date of death or date of last status update if date of death was unavailable. Tracking of probable cases and deaths did not begin until April 5, 2020, therefore these data are not displayed by date.

Notes: FCI indicates federal correctional institute. MDOC indicates Michigan Department of Corrections.

Cumulative Confirmed Cases and Deaths among Confirmed Cases

Cumulative cases represent the total number of people who had a positive NAAT/RT-PCR test for COVID-19. Cases are shown by the date of onset of symptoms. Cumulative Deaths represent the total number of people who had a confirmed COVID-19 infection AND are either classified as deceased during the case investigation, have COVID-19 indicated as a cause of death on their death certificate, or who die within 30 days of onset and their manner of death is listed as natural. Deaths are shown by date of death.

Filter By Date:

3/1/2020

6/8/2021

Cumulative Confirmed Cases and Deaths among Confirmed Cases by Date

● Confirmed Cases ● Deaths

0.8M

0.6M

0.4M

0.2M

0.0M

Mar 2020

May 2020

Jul 2020

Sep 2020

Nov 2020

Jan 2021

Mar 2021

May 2021



Cases by Demographic Characteristics

Data are suppressed when the number of cases is five or below to protect the confidentiality of individuals. The sum of the cases for individual categories may be fewer than the total number of cases due to data suppression. Rates are not calculated for multiple races, other, and unknown race categories due to the unavailability of an appropriate denominator.

Cases

Deaths

Select case status:

- ☒ Confirmed
☐ Probable

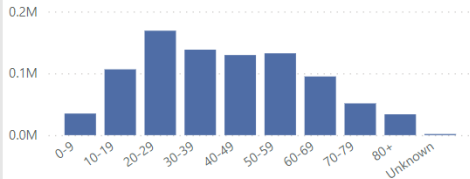
Select Preparedness Region:

All

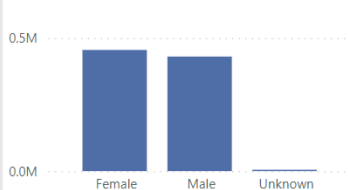
Select county:

All

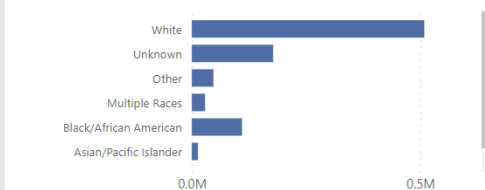
Cases by Age Group



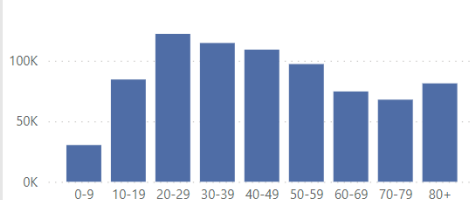
Cases by Sex



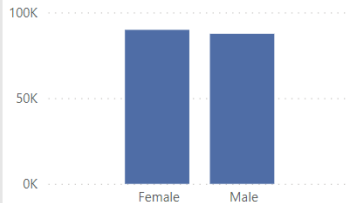
Cases by Race



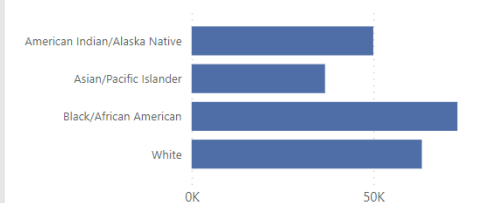
Cases per Million by Age Group



Cases per Million by Sex



Cases per Million by Race



Cases by Demographic Characteristics

Data are suppressed when the number of cases is five or below to protect the confidentiality of individuals. The sum of the cases for individual categories may be fewer than the total number of cases due to data suppression. Rates are not calculated for multiple races, other, and unknown race categories due to the unavailability of an appropriate denominator.

Cases

Deaths

Select case status:

- ☐ Confirmed
☒ Probable

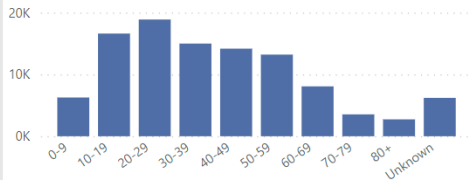
Select Preparedness Region:

All

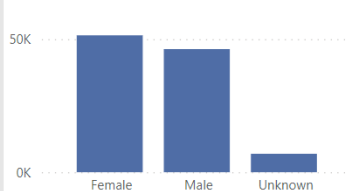
Select county:

All

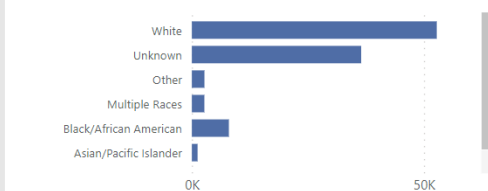
Cases by Age Group



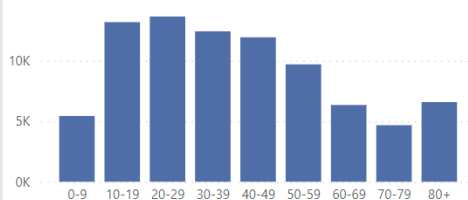
Cases by Sex



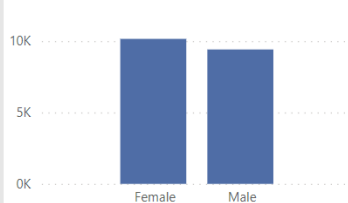
Cases by Race



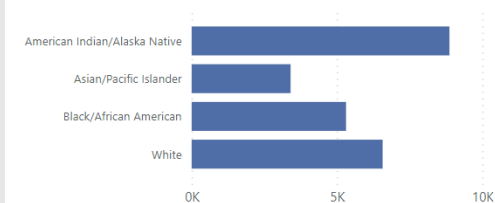
Cases per Million by Age Group



Cases per Million by Sex



Cases per Million by Race



Deaths by Demographic Characteristics

Data are suppressed when the number of deaths is five or below to protect the confidentiality of individuals. The sum of the deaths for individual categories may be fewer than the total number of deaths due to data suppression. Rates are not calculated for multiple races, other, and unknown race categories due to the unavailability of an appropriate denominator.

Cases

Deaths

Select case status:

- ☒ Confirmed
☐ Probable

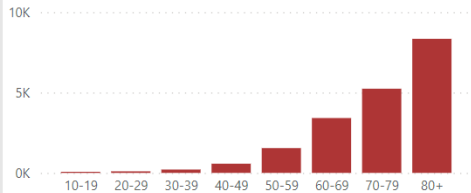
Select Preparedness Region:

All

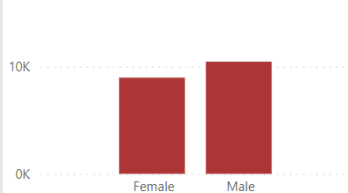
Select county:

All

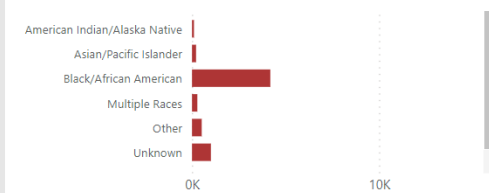
Deaths by Age Group



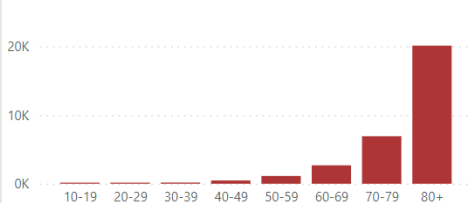
Deaths by Sex



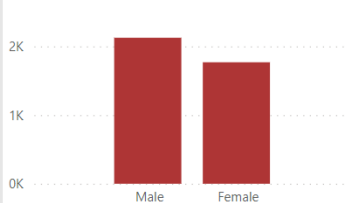
Deaths by Race



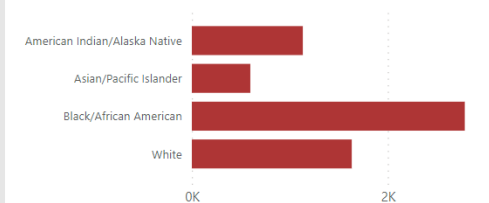
Deaths per Million by Age Group



Deaths per Million by Sex



Deaths per Million by Race



Deaths by Demographic Characteristics

Data are suppressed when the number of deaths is five or below to protect the confidentiality of individuals. The sum of the deaths for individual categories may be fewer than the total number of deaths due to data suppression. Rates are not calculated for multiple races, other, and unknown race categories due to the unavailability of an appropriate denominator.

Cases

Deaths

Select case status:

- ☐ Confirmed
☒ Probable

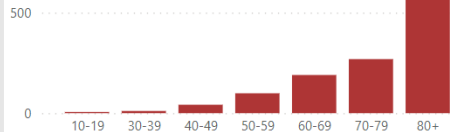
Select Preparedness Region:

All

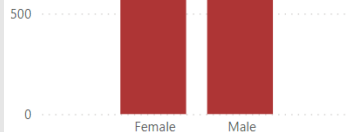
Select county:

All

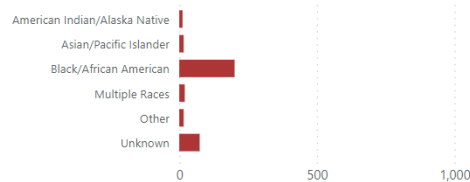
Deaths by Age Group



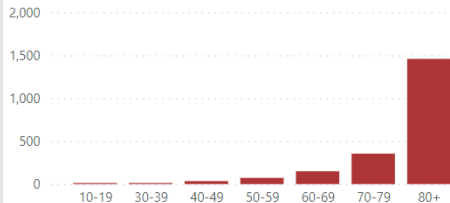
Deaths by Sex



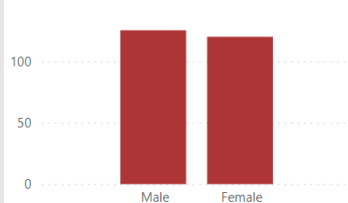
Deaths by Race



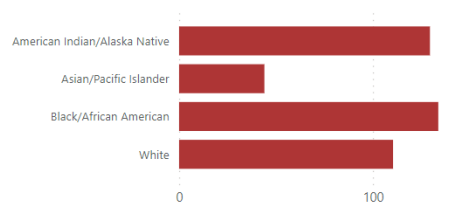
Deaths per Million by Age Group



Deaths per Million by Sex



Deaths per Million by Race



[View Table](#)[View Charts](#)

Select Preparedness Region:

All

Select County:

All

Confirmatory tests are used to find current infection and look for genes from the severe acute respiratory syndrome coronavirus 2 (SARS-CoV-2), the virus that causes COVID-19. These tests, which are performed as nasal swabs, include: Nucleic acid amplification test/real-time polymerase chain reaction (NAAT/RT-PCR) tests.

Serology tests are used to look for the possibility of previous infection. Serology tests look for antibodies to SARS-CoV-2 in the blood. There are currently two types of serology tests: the enzyme-linked immunosorbent assay (ELISA) test and the rapid antibody detection test. Serology tests do not diagnose disease and do not guarantee immunity, but might provide information about previous infection.

Total Covid-19 Laboratory Tests

Total testing includes both confirmatory tests which are used to determine if an individual currently has COVID-19 and serology testing which is used to determine if a person has antibodies to COVID-19.

Filter by Date:

3/10/2020

6/7/2021

Total Laboratory Tests by Type and Date

Test Type ● Diagnostic ● Serology

100K

50K

0K

May 2020

Jul 2020

Sep 2020

Nov 2020

Jan 2021

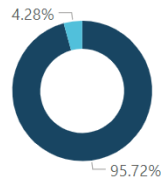
Mar 2021

May 2021

Total Tests Completed to Date

Test Type	Count	Tests per Million Residents
Diagnostic	13,905,102	1,391,745
Serology	621,655	62,221
Total	14,526,757	1,453,965

Percent of Tests Completed by Type



Test Type

● Diagnostic

● Serology

View Table

View Charts

Select Preparedness Region

All



Select County

All



Confirmatory tests are used to find current infection and look for genes from the severe acute respiratory syndrome coronavirus 2 (SARS-CoV-2), the virus that causes COVID-19. These tests, which are performed as nasal swabs, include: Nucleic acid amplification test/real-time polymerase chain reaction (NAAT/RT-PCR) tests. Confirmatory tests do not include serology tests which look for antibodies to SARS-Cov-2 in the blood.

Confirmatory Covid-19 Laboratory Tests

Confirmatory tests are used to determine if an individual is currently infected with COVID-19.

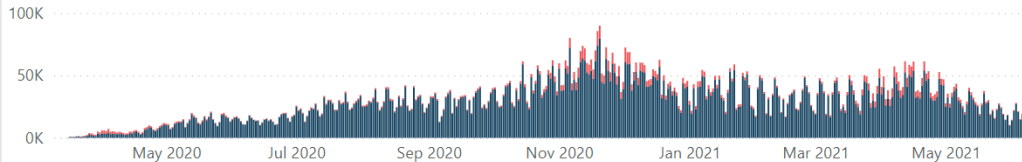
Filter by Date

3/10/2020

6/7/2021

Total Laboratory Tests by Type and Date

Test Type ● Negative ● Positive



Percent of Confirmatory Tests That Were Positive



Where does the data come from?

The State of Michigan COVID-19 Dashboard displays the most recent provisional data reported to the Michigan Department of Health and Humans Services (MDHHS) about cases in Michigan by selected demographics and county of residence (City of Detroit and Wayne County are reported separately). Data are reported to MDHHS via the [Michigan Disease Surveillance System \(MDSS\)](#). Provisional Death data are provided by the MDHHS Division for [Vital Records & Health Statistics](#).

How does MDHHS classify confirmed and probable cases?

Confirmed cases only include individuals who have had a positive diagnostic laboratory test for COVID-19. Probable cases include individuals who have symptoms consistent with COVID-19 and an epidemiologic link to a confirmed case or a positive serology (antibody) test, but do not have a positive diagnostic laboratory test for COVID-19 and individuals with a positive serology (antibody) test for COVID-19 and an epidemiologic link to a confirmed case.

How does MDHHS classify confirmed and probable deaths?

Confirmed deaths include individuals who meet one or more of the following conditions: 1) Have been identified as a confirmed case and classified as deceased as a result of a case investigation in the Michigan Disease Surveillance System (MDSS). MDSS is the database used by state and local health department to monitor reportable diseases like COVID-19; 2) have been identified as a confirmed case in MDSS had have a death certificate with COVID-19 listed as a cause of death; 3) have been identified as a confirmed case in MDSS and die within 30 days of onset of COVID-19 infection and have a death certificate which classifies their manner death as 'natural'. Probable deaths include individuals who have COVID indicated as a cause of death on their death certificate but have not had a positive diagnostic laboratory test.

Why do the number of probable cases fluctuate?

The number of probable cases can change daily based on the investigation efforts of the health department. When a probable case is first reported, local and/or state health department staff investigate to determine if the person meets the case definition of probable. As additional information is gathered, the case could be re-classified to confirmed, remain as probable, or be determined as not a case.

Why do data in the demographics tab not sum to the total number of cases for a county or region?

Data are not shown whenever the number of cases for a particular demographic category is fewer than six to protect the confidentiality of individuals. Rates are not calculated for other, multiple, and unknown race because an appropriate population denominator is not available for these categories at the county level.

Where can I get more information about COVID-19?

Visit <https://www.michigan.gov/coronavirus> to find information on resources and assistance, answers to frequently asked questions, and the latest updates on Michigan's response to COVID-19. For COVID-19 updates from CDC visit <https://www.cdc.gov/coronavirus/2019-ncov>.

PUBLIC USE DATASETS

Cases and Deaths by County

README

Includes total cases and deaths to date by case status (confirmed or probable) and county. County is based on the county of residence.

Confirmed cases only include individuals who have had a positive diagnostic laboratory test for COVID-19.

Probable cases include individuals who have symptoms consistent with COVID-19 and an epidemiologic link to a confirmed case or a positive serology (antibody) test, but do not have a positive diagnostic laboratory test for COVID-19 and individuals with a positive serology (antibody) test for COVID-19 and an epidemiologic link to a confirmed case.

Confirmed deaths include individuals who meet one or more of the following conditions: 1) Have been identified as a confirmed case and classified as deceased as a result of a case investigation in the Michigan Disease Surveillance System (MDSS). MDSS is the database used by state and local health department to monitor reportable diseases like COVID-19; 2) have been identified as a confirmed case in MDSS had have a death certificate with COVID-19 listed as a cause of death; 3) have been identified as a confirmed case in MDSS and die within 30 days of onset of COVID-19 infection and have a death certificate which classifies their manner death as 'natural'.

Probable deaths include individuals who have COVID indicated as a cause of death on their death certificate but have not had a positive diagnostic laboratory test.

The number of probable cases can change daily based on information obtained through the health department investigation. Probable cases can be re-classified as a confirmed case or determined to not be a case.

CASES AND DEATHS BY COUNTY 2021-06-08

Updated	COUNTY	ConfirmedCases	ConfirmedDeaths	ProbableCases	ProbableDeaths
2021/06/08 13:29:23	Alcona	607	27	132	5
2021/06/08 13:29:23	Alger	321	3	195	4
2021/06/08 13:29:23	Allegan	9977	128	1157	24
2021/06/08 13:29:23	Alpena	1818	61	445	1
2021/06/08 13:29:23	Antrim	1299	23	329	6
2021/06/08 13:29:23	Arenac	1087	29	118	0
2021/06/08 13:29:23	Baraga	690	37	125	0
2021/06/08 13:29:23	Barry	5347	64	594	4
2021/06/08 13:29:23	Bay	10556	337	675	14
2021/06/08 13:29:23	Benzie	1062	35	216	1
2021/06/08 13:29:23	Berrien	13882	269	1565	19
2021/06/08 13:29:23	Branch	4394	92	440	4
2021/06/08 13:29:23	Calhoun	12333	295	2143	18
2021/06/08 13:29:23	Cass	4777	71	687	5
2021/06/08 13:29:23	Charlevoix	1299	21	370	0
2021/06/08 13:29:23	Cheboygan	1585	44	343	1
2021/06/08 13:29:23	Chippewa	1080	28	1395	5
2021/06/08 13:29:23	Clare	2043	82	421	1
2021/06/08 13:29:23	Clinton	6005	84	1598	6
2021/06/08 13:29:23	Crawford	919	14	73	0
2021/06/08 13:29:23	Delta	3342	75	714	19
2021/06/08 13:29:23	Dickinson	2406	59	340	15
2021/06/08 13:29:23	Eaton	8849	198	1277	9
2021/06/08 13:29:23	Emmet	1911	42	465	1
2021/06/08 13:29:23	Genesee	33493	891	8172	65
2021/06/08 13:29:23	Gladwin	1916	55	386	4
2021/06/08 13:29:23	Gogebic	1042	23	362	28
2021/06/08 13:29:23	Grand Traverse	5648	84	818	13
2021/06/08 13:29:23	Gratiot	3219	116	849	4
2021/06/08 13:29:23	Hillsdale	4009	89	394	3
2021/06/08 13:29:23	Houghton	2528	34	607	8
2021/06/08 13:29:23	Huron	3050	75	1038	7
2021/06/08 13:29:23	Ingham	22646	378	2168	8
2021/06/08 13:29:23	Ionia	6192	77	92	3
2021/06/08 13:29:23	Iosco	1805	69	198	5
2021/06/08 13:29:23	Iron	983	43	69	9
2021/06/08 13:29:23	Isabella	5383	93	938	5
2021/06/08 13:29:23	Jackson	14686	281	1089	7
2021/06/08 13:29:23	Kalamazoo	20196	358	2876	40
2021/06/08 13:29:23	Kalkaska	1048	23	78	0
2021/06/08 13:29:23	Kent	68307	785	4728	65
2021/06/08 13:29:23	Keweenaw	142	1	32	1
2021/06/08 13:29:23	Lake	588	15	45	1
2021/06/08 13:29:23	Lapeer	7834	201	1376	2
2021/06/08 13:29:23	Leelanau	1023	19	218	0
2021/06/08 13:29:23	Lenawee	8652	159	698	5
2021/06/08 13:29:23	Livingston	14724	178	1958	13

2021/06/08 13:29:23	Luce	226	4	254	1
2021/06/08 13:29:23	Mackinac	455	3	255	0
2021/06/08 13:29:23	Macomb	91730	2332	8172	124
2021/06/08 13:29:23	Manistee	1113	19	88	3
2021/06/08 13:29:23	Marquette	4251	61	821	1
2021/06/08 13:29:23	Mason	2002	36	131	0
2021/06/08 13:29:23	Mecosta	3022	34	178	1
2021/06/08 13:29:23	Menominee	1793	41	327	2
2021/06/08 13:29:23	Midland	6828	88	717	3
2021/06/08 13:29:23	Missaukee	1262	18	244	8
2021/06/08 13:29:23	Monroe	12790	239	2584	22
2021/06/08 13:29:23	Montcalm	5470	110	592	2
2021/06/08 13:29:23	Montmorency	523	19	91	1
2021/06/08 13:29:23	Muskegon	15637	359	554	8
2021/06/08 13:29:23	Newaygo	4533	66	340	2
2021/06/08 13:29:23	Oakland	101881	2260	16376	134
2021/06/08 13:29:23	Oceana	2616	58	146	2
2021/06/08 13:29:23	Ogemaw	1471	42	270	1
2021/06/08 13:29:23	Ontonagon	419	20	63	1
2021/06/08 13:29:23	Osceola	1691	31	263	0
2021/06/08 13:29:23	Oscoda	582	29	108	2
2021/06/08 13:29:23	Otsego	1921	36	415	5
2021/06/08 13:29:23	Ottawa	30344	383	2445	48
2021/06/08 13:29:23	Presque Isle	892	33	162	1
2021/06/08 13:29:23	Roscommon	1617	51	278	2
2021/06/08 13:29:23	Saginaw	19956	592	1363	19
2021/06/08 13:29:23	Sanilac	3731	114	523	8
2021/06/08 13:29:23	Schoolcraft	353	4	83	1
2021/06/08 13:29:23	Shiawassee	5712	103	697	2
2021/06/08 13:29:23	St Clair	15339	421	3076	22
2021/06/08 13:29:23	St Joseph	5496	93	743	6
2021/06/08 13:29:23	Tuscola	4882	161	780	12
2021/06/08 13:29:23	Van Buren	6652	116	466	13
2021/06/08 13:29:23	Washtenaw	24035	290	2384	7
2021/06/08 13:29:23	Wayne	101408	2538	8381	157
2021/06/08 13:29:23	Wexford	2542	43	345	4
2021/06/08 13:29:23	MDOC	26056	149	845	3
2021/06/08 13:29:23	FCI	311	5	5	0
2021/06/08 13:29:23	Out-of-State	1648	13	127	2
2021/06/08 13:29:23	Unknown	2	0	18	0
2021/06/08 13:29:23	Detroit City	51162	2253	3986	138

PUBLIC USE DATASETS

Cases by Demographics Statewide

README

Includes the total number of confirmed and probable cases and confirmed and probable deaths to date by demographic characteristics

Confirmed cases only include individuals who have had a positive diagnostic laboratory test for COVID-19.

Probable cases include individuals who have symptoms consistent with COVID-19 and an epidemiologic link to a confirmed case or a positive serology (antibody) test, but do not have a positive diagnostic laboratory test for COVID-19 and individuals with a positive serology (antibody) test for COVID-19 and an epidemiologic link to a confirmed case.

Confirmed deaths include individuals who meet one or more of the following conditions: 1) Have been identified as a confirmed case and classified as deceased as a result of a case investigation in the Michigan Disease Surveillance System (MDSS). MDSS is the database used by state and local health department to monitor reportable diseases like COVID-19; 2) have been identified as a confirmed case in MDSS had have a death certificate with COVID-19 listed as a cause of death; 3) have been identified as a confirmed case in MDSS and die within 30 days of onset of COVID-19 infection and have a death certificate which classifies their manner death as 'natural'.

Probable deaths include individuals who have COVID indicated as a cause of death on their death certificate but have not had a positive diagnostic laboratory test.

The number of probable cases can change daily based on information obtained through the health department investigation. Probable cases can be re-classified as a confirmed case or determined to not be a case.

Data is suppressed when the number of cases or deaths in a single category is between one and five to protect the confidentiality of individuals.

CASES BY DEMOGRAPHICS STATEWIDE 2021-06-08

CASE_STATUS	AgeCat	RaceCat	SEX	Cases	Deaths
Confirmed	0-9	American Indian/Alaska Native	Female	140	0
Confirmed	10-19	American Indian/Alaska Native	Female	340	0
Confirmed	20-29	American Indian/Alaska Native	Female	504	0
Confirmed	30-39	American Indian/Alaska Native	Female	388	Suppressed
Confirmed	40-49	American Indian/Alaska Native	Female	354	Suppressed
Confirmed	50-59	American Indian/Alaska Native	Female	338	Suppressed
Confirmed	60-69	American Indian/Alaska Native	Female	217	10
Confirmed	70-79	American Indian/Alaska Native	Female	103	10
Confirmed	80+	American Indian/Alaska Native	Female	43	10
Confirmed	Unknown	American Indian/Alaska Native	Female	Suppressed	0
Confirmed	0-9	Asian/Pacific Islander	Female	269	0
Confirmed	10-19	Asian/Pacific Islander	Female	812	0
Confirmed	20-29	Asian/Pacific Islander	Female	1455	0
Confirmed	30-39	Asian/Pacific Islander	Female	1274	Suppressed
Confirmed	40-49	Asian/Pacific Islander	Female	1098	Suppressed
Confirmed	50-59	Asian/Pacific Islander	Female	890	7
Confirmed	60-69	Asian/Pacific Islander	Female	472	11
Confirmed	70-79	Asian/Pacific Islander	Female	239	27
Confirmed	80+	Asian/Pacific Islander	Female	145	37
Confirmed	Unknown	Asian/Pacific Islander	Female	0	0
Confirmed	0-9	Black/African American	Female	2549	Suppressed
Confirmed	10-19	Black/African American	Female	5550	Suppressed
Confirmed	20-29	Black/African American	Female	11581	17
Confirmed	30-39	Black/African American	Female	10257	32
Confirmed	40-49	Black/African American	Female	8290	83
Confirmed	50-59	Black/African American	Female	7029	207
Confirmed	60-69	Black/African American	Female	5544	430
Confirmed	70-79	Black/African American	Female	3081	538
Confirmed	80+	Black/African American	Female	1981	666
Confirmed	Unknown	Black/African American	Female	19	0
Confirmed	0-9	Multiple Races	Female	777	0
Confirmed	10-19	Multiple Races	Female	2277	Suppressed
Confirmed	20-29	Multiple Races	Female	2966	0
Confirmed	30-39	Multiple Races	Female	2158	0
Confirmed	40-49	Multiple Races	Female	2158	Suppressed
Confirmed	50-59	Multiple Races	Female	2193	10
Confirmed	60-69	Multiple Races	Female	1573	18
Confirmed	70-79	Multiple Races	Female	854	33
Confirmed	80+	Multiple Races	Female	540	65
Confirmed	Unknown	Multiple Races	Female	12	0
Confirmed	0-9	Other	Female	1308	Suppressed
Confirmed	10-19	Other	Female	3232	Suppressed
Confirmed	20-29	Other	Female	5057	0
Confirmed	30-39	Other	Female	3941	Suppressed
Confirmed	40-49	Other	Female	3621	9
Confirmed	50-59	Other	Female	2817	20
Confirmed	60-69	Other	Female	1721	50

Confirmed	70-79	Other	Female	829	49
Confirmed	80+	Other	Female	563	88
Confirmed	Unknown	Other	Female	10	0
Confirmed	0-9	Unknown	Female	2696	0
Confirmed	10-19	Unknown	Female	9727	0
Confirmed	20-29	Unknown	Female	17708	Suppressed
Confirmed	30-39	Unknown	Female	14386	Suppressed
Confirmed	40-49	Unknown	Female	14355	18
Confirmed	50-59	Unknown	Female	14696	27
Confirmed	60-69	Unknown	Female	8538	74
Confirmed	70-79	Unknown	Female	3763	107
Confirmed	80+	Unknown	Female	2624	261
Confirmed	Unknown	Unknown	Female	120	0
Confirmed	0-9	White	Female	9047	0
Confirmed	10-19	White	Female	32458	Suppressed
Confirmed	20-29	White	Female	48305	20
Confirmed	30-39	White	Female	38068	34
Confirmed	40-49	White	Female	36262	97
Confirmed	50-59	White	Female	38081	313
Confirmed	60-69	White	Female	29029	746
Confirmed	70-79	White	Female	17417	1396
Confirmed	80+	White	Female	14494	3406
Confirmed	Unknown	White	Female	112	0
Confirmed	0-9	American Indian/Alaska Native	Male	136	0
Confirmed	10-19	American Indian/Alaska Native	Male	347	0
Confirmed	20-29	American Indian/Alaska Native	Male	405	0
Confirmed	30-39	American Indian/Alaska Native	Male	351	Suppressed
Confirmed	40-49	American Indian/Alaska Native	Male	331	Suppressed
Confirmed	50-59	American Indian/Alaska Native	Male	268	Suppressed
Confirmed	60-69	American Indian/Alaska Native	Male	221	34
Confirmed	70-79	American Indian/Alaska Native	Male	94	16
Confirmed	80+	American Indian/Alaska Native	Male	37	11
Confirmed	Unknown	American Indian/Alaska Native	Male	0	0
Confirmed	0-9	Asian/Pacific Islander	Male	331	0
Confirmed	10-19	Asian/Pacific Islander	Male	827	0
Confirmed	20-29	Asian/Pacific Islander	Male	1664	Suppressed
Confirmed	30-39	Asian/Pacific Islander	Male	1245	Suppressed
Confirmed	40-49	Asian/Pacific Islander	Male	944	Suppressed
Confirmed	50-59	Asian/Pacific Islander	Male	839	7
Confirmed	60-69	Asian/Pacific Islander	Male	489	32
Confirmed	70-79	Asian/Pacific Islander	Male	212	45
Confirmed	80+	Asian/Pacific Islander	Male	107	34
Confirmed	Unknown	Asian/Pacific Islander	Male	Suppressed	0
Confirmed	0-9	Black/African American	Male	2588	0
Confirmed	10-19	Black/African American	Male	4951	Suppressed
Confirmed	20-29	Black/African American	Male	10428	20
Confirmed	30-39	Black/African American	Male	9936	50
Confirmed	40-49	Black/African American	Male	8506	129
Confirmed	50-59	Black/African American	Male	7696	324
Confirmed	60-69	Black/African American	Male	5494	564

Confirmed	70-79	Black/African American	Male	2754	658
Confirmed	80+	Black/African American	Male	1132	458
Confirmed	Unknown	Black/African American	Male	8	0
Confirmed	0-9	Multiple Races	Male	831	Suppressed
Confirmed	10-19	Multiple Races	Male	2221	0
Confirmed	20-29	Multiple Races	Male	2528	0
Confirmed	30-39	Multiple Races	Male	1774	Suppressed
Confirmed	40-49	Multiple Races	Male	1723	6
Confirmed	50-59	Multiple Races	Male	1731	11
Confirmed	60-69	Multiple Races	Male	1481	40
Confirmed	70-79	Multiple Races	Male	784	42
Confirmed	80+	Multiple Races	Male	329	52
Confirmed	Unknown	Multiple Races	Male	8	0
Confirmed	0-9	Other	Male	1367	0
Confirmed	10-19	Other	Male	3243	0
Confirmed	20-29	Other	Male	5198	Suppressed
Confirmed	30-39	Other	Male	4093	Suppressed
Confirmed	40-49	Other	Male	3866	25
Confirmed	50-59	Other	Male	3221	38
Confirmed	60-69	Other	Male	1828	82
Confirmed	70-79	Other	Male	780	78
Confirmed	80+	Other	Male	333	69
Confirmed	Unknown	Other	Male	8	0
Confirmed	0-9	Unknown	Male	2839	0
Confirmed	10-19	Unknown	Male	9219	0
Confirmed	20-29	Unknown	Male	18189	Suppressed
Confirmed	30-39	Unknown	Male	14958	13
Confirmed	40-49	Unknown	Male	13764	30
Confirmed	50-59	Unknown	Male	14555	54
Confirmed	60-69	Unknown	Male	8334	97
Confirmed	70-79	Unknown	Male	3155	148
Confirmed	80+	Unknown	Male	1455	172
Confirmed	Unknown	Unknown	Male	138	0
Confirmed	0-9	White	Male	9883	0
Confirmed	10-19	White	Male	30628	Suppressed
Confirmed	20-29	White	Male	41877	32
Confirmed	30-39	White	Male	34573	56
Confirmed	40-49	White	Male	33419	159
Confirmed	50-59	White	Male	37286	516
Confirmed	60-69	White	Male	29536	1225
Confirmed	70-79	White	Male	17131	2090
Confirmed	80+	White	Male	9837	3013
Confirmed	Unknown	White	Male	88	0
Confirmed	0-9	American Indian/Alaska Native	Unknown	Suppressed	0
Confirmed	10-19	American Indian/Alaska Native	Unknown	Suppressed	0
Confirmed	20-29	American Indian/Alaska Native	Unknown	Suppressed	0
Confirmed	30-39	American Indian/Alaska Native	Unknown	Suppressed	0
Confirmed	40-49	American Indian/Alaska Native	Unknown	0	0
Confirmed	50-59	American Indian/Alaska Native	Unknown	Suppressed	0
Confirmed	60-69	American Indian/Alaska Native	Unknown	0	0

Confirmed	70-79	American Indian/Alaska Native	Unknown	Suppressed	0
Confirmed	80+	American Indian/Alaska Native	Unknown	0	0
Confirmed	Unknown	American Indian/Alaska Native	Unknown	0	0
Confirmed	0-9	Asian/Pacific Islander	Unknown	0	0
Confirmed	10-19	Asian/Pacific Islander	Unknown	7	0
Confirmed	20-29	Asian/Pacific Islander	Unknown	8	0
Confirmed	30-39	Asian/Pacific Islander	Unknown	Suppressed	0
Confirmed	40-49	Asian/Pacific Islander	Unknown	Suppressed	0
Confirmed	50-59	Asian/Pacific Islander	Unknown	Suppressed	0
Confirmed	60-69	Asian/Pacific Islander	Unknown	Suppressed	0
Confirmed	70-79	Asian/Pacific Islander	Unknown	0	0
Confirmed	80+	Asian/Pacific Islander	Unknown	0	0
Confirmed	Unknown	Asian/Pacific Islander	Unknown	0	0
Confirmed	0-9	Black/African American	Unknown	Suppressed	0
Confirmed	10-19	Black/African American	Unknown	22	0
Confirmed	20-29	Black/African American	Unknown	121	0
Confirmed	30-39	Black/African American	Unknown	110	0
Confirmed	40-49	Black/African American	Unknown	117	0
Confirmed	50-59	Black/African American	Unknown	92	0
Confirmed	60-69	Black/African American	Unknown	41	0
Confirmed	70-79	Black/African American	Unknown	11	0
Confirmed	80+	Black/African American	Unknown	Suppressed	0
Confirmed	Unknown	Black/African American	Unknown	Suppressed	0
Confirmed	0-9	Multiple Races	Unknown	8	0
Confirmed	10-19	Multiple Races	Unknown	15	0
Confirmed	20-29	Multiple Races	Unknown	23	0
Confirmed	30-39	Multiple Races	Unknown	16	0
Confirmed	40-49	Multiple Races	Unknown	19	0
Confirmed	50-59	Multiple Races	Unknown	12	0
Confirmed	60-69	Multiple Races	Unknown	15	0
Confirmed	70-79	Multiple Races	Unknown	6	0
Confirmed	80+	Multiple Races	Unknown	Suppressed	0
Confirmed	Unknown	Multiple Races	Unknown	Suppressed	0
Confirmed	0-9	Other	Unknown	19	0
Confirmed	10-19	Other	Unknown	21	0
Confirmed	20-29	Other	Unknown	50	0
Confirmed	30-39	Other	Unknown	43	0
Confirmed	40-49	Other	Unknown	64	0
Confirmed	50-59	Other	Unknown	35	0
Confirmed	60-69	Other	Unknown	18	0
Confirmed	70-79	Other	Unknown	Suppressed	0
Confirmed	80+	Other	Unknown	10	0
Confirmed	Unknown	Other	Unknown	Suppressed	0
Confirmed	0-9	Unknown	Unknown	121	0
Confirmed	10-19	Unknown	Unknown	345	0
Confirmed	20-29	Unknown	Unknown	617	0
Confirmed	30-39	Unknown	Unknown	431	0
Confirmed	40-49	Unknown	Unknown	433	0
Confirmed	50-59	Unknown	Unknown	401	0
Confirmed	60-69	Unknown	Unknown	210	0

Confirmed	70-79	Unknown	Unknown	91	0
Confirmed	80+	Unknown	Unknown	63	0
Confirmed	Unknown	Unknown	Unknown	68	0
Confirmed	0-9	White	Unknown	29	0
Confirmed	10-19	White	Unknown	165	0
Confirmed	20-29	White	Unknown	255	0
Confirmed	30-39	White	Unknown	230	0
Confirmed	40-49	White	Unknown	213	0
Confirmed	50-59	White	Unknown	202	0
Confirmed	60-69	White	Unknown	133	0
Confirmed	70-79	White	Unknown	63	Suppressed
Confirmed	80+	White	Unknown	22	0
Confirmed	Unknown	White	Unknown	Suppressed	0
Probable	0-9	American Indian/Alaska Native	Female	41	0
Probable	10-19	American Indian/Alaska Native	Female	76	0
Probable	20-29	American Indian/Alaska Native	Female	82	0
Probable	30-39	American Indian/Alaska Native	Female	66	0
Probable	40-49	American Indian/Alaska Native	Female	65	0
Probable	50-59	American Indian/Alaska Native	Female	38	0
Probable	60-69	American Indian/Alaska Native	Female	32	0
Probable	70-79	American Indian/Alaska Native	Female	10	0
Probable	80+	American Indian/Alaska Native	Female	6	Suppressed
Probable	Unknown	American Indian/Alaska Native	Female	Suppressed	0
Probable	0-9	Asian/Pacific Islander	Female	41	0
Probable	10-19	Asian/Pacific Islander	Female	88	0
Probable	20-29	Asian/Pacific Islander	Female	149	0
Probable	30-39	Asian/Pacific Islander	Female	113	0
Probable	40-49	Asian/Pacific Islander	Female	88	0
Probable	50-59	Asian/Pacific Islander	Female	78	0
Probable	60-69	Asian/Pacific Islander	Female	40	Suppressed
Probable	70-79	Asian/Pacific Islander	Female	15	Suppressed
Probable	80+	Asian/Pacific Islander	Female	Suppressed	0
Probable	Unknown	Asian/Pacific Islander	Female	6	0
Probable	0-9	Black/African American	Female	225	0
Probable	10-19	Black/African American	Female	538	0
Probable	20-29	Black/African American	Female	988	0
Probable	30-39	Black/African American	Female	818	0
Probable	40-49	Black/African American	Female	663	6
Probable	50-59	Black/African American	Female	514	12
Probable	60-69	Black/African American	Female	329	20
Probable	70-79	Black/African American	Female	121	17
Probable	80+	Black/African American	Female	84	36
Probable	Unknown	Black/African American	Female	32	Suppressed
Probable	0-9	Multiple Races	Female	141	0
Probable	10-19	Multiple Races	Female	296	0
Probable	20-29	Multiple Races	Female	251	0
Probable	30-39	Multiple Races	Female	159	0
Probable	40-49	Multiple Races	Female	157	0
Probable	50-59	Multiple Races	Female	156	Suppressed
Probable	60-69	Multiple Races	Female	103	Suppressed

Probable	70-79	Multiple Races	Female	43	0
Probable	80+	Multiple Races	Female	31	7
Probable	Unknown	Multiple Races	Female	58	0
Probable	0-9	Other	Female	89	0
Probable	10-19	Other	Female	227	0
Probable	20-29	Other	Female	293	0
Probable	30-39	Other	Female	225	0
Probable	40-49	Other	Female	192	0
Probable	50-59	Other	Female	143	Suppressed
Probable	60-69	Other	Female	74	Suppressed
Probable	70-79	Other	Female	29	0
Probable	80+	Other	Female	13	Suppressed
Probable	Unknown	Other	Female	18	0
Probable	0-9	Unknown	Female	723	0
Probable	10-19	Unknown	Female	2145	0
Probable	20-29	Unknown	Female	2879	0
Probable	30-39	Unknown	Female	2172	0
Probable	40-49	Unknown	Female	2178	0
Probable	50-59	Unknown	Female	1993	Suppressed
Probable	60-69	Unknown	Female	1271	6
Probable	70-79	Unknown	Female	472	Suppressed
Probable	80+	Unknown	Female	293	24
Probable	Unknown	Unknown	Female	1628	0
Probable	0-9	White	Female	1636	0
Probable	10-19	White	Female	4579	Suppressed
Probable	20-29	White	Female	4898	0
Probable	30-39	White	Female	3957	Suppressed
Probable	40-49	White	Female	3850	8
Probable	50-59	White	Female	3622	27
Probable	60-69	White	Female	2281	43
Probable	70-79	White	Female	1155	81
Probable	80+	White	Female	1301	294
Probable	Unknown	White	Female	391	Suppressed
Probable	0-9	American Indian/Alaska Native	Male	39	0
Probable	10-19	American Indian/Alaska Native	Male	101	0
Probable	20-29	American Indian/Alaska Native	Male	76	0
Probable	30-39	American Indian/Alaska Native	Male	57	0
Probable	40-49	American Indian/Alaska Native	Male	46	0
Probable	50-59	American Indian/Alaska Native	Male	43	Suppressed
Probable	60-69	American Indian/Alaska Native	Male	23	Suppressed
Probable	70-79	American Indian/Alaska Native	Male	7	Suppressed
Probable	80+	American Indian/Alaska Native	Male	Suppressed	Suppressed
Probable	Unknown	American Indian/Alaska Native	Male	Suppressed	0
Probable	0-9	Asian/Pacific Islander	Male	51	0
Probable	10-19	Asian/Pacific Islander	Male	96	0
Probable	20-29	Asian/Pacific Islander	Male	154	0
Probable	30-39	Asian/Pacific Islander	Male	120	Suppressed
Probable	40-49	Asian/Pacific Islander	Male	79	0
Probable	50-59	Asian/Pacific Islander	Male	58	Suppressed
Probable	60-69	Asian/Pacific Islander	Male	26	Suppressed

Probable	70-79	Asian/Pacific Islander	Male	8	Suppressed
Probable	80+	Asian/Pacific Islander	Male	7	Suppressed
Probable	Unknown	Asian/Pacific Islander	Male	Suppressed	0
Probable	0-9	Black/African American	Male	255	0
Probable	10-19	Black/African American	Male	522	Suppressed
Probable	20-29	Black/African American	Male	748	0
Probable	30-39	Black/African American	Male	669	Suppressed
Probable	40-49	Black/African American	Male	521	9
Probable	50-59	Black/African American	Male	465	14
Probable	60-69	Black/African American	Male	271	29
Probable	70-79	Black/African American	Male	101	33
Probable	80+	Black/African American	Male	42	22
Probable	Unknown	Black/African American	Male	22	0
Probable	0-9	Multiple Races	Male	130	0
Probable	10-19	Multiple Races	Male	281	0
Probable	20-29	Multiple Races	Male	184	0
Probable	30-39	Multiple Races	Male	140	0
Probable	40-49	Multiple Races	Male	145	Suppressed
Probable	50-59	Multiple Races	Male	115	0
Probable	60-69	Multiple Races	Male	88	Suppressed
Probable	70-79	Multiple Races	Male	40	Suppressed
Probable	80+	Multiple Races	Male	17	7
Probable	Unknown	Multiple Races	Male	54	0
Probable	0-9	Other	Male	102	0
Probable	10-19	Other	Male	249	0
Probable	20-29	Other	Male	289	0
Probable	30-39	Other	Male	235	0
Probable	40-49	Other	Male	207	Suppressed
Probable	50-59	Other	Male	130	Suppressed
Probable	60-69	Other	Male	83	Suppressed
Probable	70-79	Other	Male	29	Suppressed
Probable	80+	Other	Male	9	Suppressed
Probable	Unknown	Other	Male	17	0
Probable	0-9	Unknown	Male	729	0
Probable	10-19	Unknown	Male	2142	Suppressed
Probable	20-29	Unknown	Male	2746	0
Probable	30-39	Unknown	Male	2156	Suppressed
Probable	40-49	Unknown	Male	1943	Suppressed
Probable	50-59	Unknown	Male	1914	Suppressed
Probable	60-69	Unknown	Male	1055	Suppressed
Probable	70-79	Unknown	Male	369	9
Probable	80+	Unknown	Male	177	16
Probable	Unknown	Unknown	Male	1390	0
Probable	0-9	White	Male	1759	Suppressed
Probable	10-19	White	Male	4534	Suppressed
Probable	20-29	White	Male	4217	Suppressed
Probable	30-39	White	Male	3357	Suppressed
Probable	40-49	White	Male	3250	13
Probable	50-59	White	Male	3308	33
Probable	60-69	White	Male	2064	73

Probable	70-79	White	Male	995	115
Probable	80+	White	Male	692	186
Probable	Unknown	White	Male	337	0
Probable	0-9	American Indian/Alaska Native	Unknown	0	0
Probable	10-19	American Indian/Alaska Native	Unknown	0	0
Probable	20-29	American Indian/Alaska Native	Unknown	Suppressed	0
Probable	30-39	American Indian/Alaska Native	Unknown	0	0
Probable	40-49	American Indian/Alaska Native	Unknown	Suppressed	0
Probable	50-59	American Indian/Alaska Native	Unknown	Suppressed	0
Probable	60-69	American Indian/Alaska Native	Unknown	0	0
Probable	70-79	American Indian/Alaska Native	Unknown	Suppressed	0
Probable	80+	American Indian/Alaska Native	Unknown	0	0
Probable	Unknown	American Indian/Alaska Native	Unknown	Suppressed	0
Probable	0-9	Asian/Pacific Islander	Unknown	Suppressed	0
Probable	10-19	Asian/Pacific Islander	Unknown	Suppressed	0
Probable	20-29	Asian/Pacific Islander	Unknown	Suppressed	0
Probable	30-39	Asian/Pacific Islander	Unknown	Suppressed	0
Probable	40-49	Asian/Pacific Islander	Unknown	Suppressed	0
Probable	50-59	Asian/Pacific Islander	Unknown	Suppressed	0
Probable	60-69	Asian/Pacific Islander	Unknown	0	0
Probable	70-79	Asian/Pacific Islander	Unknown	0	0
Probable	80+	Asian/Pacific Islander	Unknown	0	0
Probable	Unknown	Asian/Pacific Islander	Unknown	Suppressed	0
Probable	0-9	Black/African American	Unknown	7	0
Probable	10-19	Black/African American	Unknown	9	0
Probable	20-29	Black/African American	Unknown	10	0
Probable	30-39	Black/African American	Unknown	Suppressed	0
Probable	40-49	Black/African American	Unknown	7	0
Probable	50-59	Black/African American	Unknown	6	0
Probable	60-69	Black/African American	Unknown	Suppressed	0
Probable	70-79	Black/African American	Unknown	Suppressed	0
Probable	80+	Black/African American	Unknown	0	0
Probable	Unknown	Black/African American	Unknown	Suppressed	0
Probable	0-9	Multiple Races	Unknown	10	0
Probable	10-19	Multiple Races	Unknown	22	0
Probable	20-29	Multiple Races	Unknown	20	0
Probable	30-39	Multiple Races	Unknown	19	0
Probable	40-49	Multiple Races	Unknown	14	0
Probable	50-59	Multiple Races	Unknown	10	0
Probable	60-69	Multiple Races	Unknown	Suppressed	0
Probable	70-79	Multiple Races	Unknown	Suppressed	0
Probable	80+	Multiple Races	Unknown	0	0
Probable	Unknown	Multiple Races	Unknown	13	0
Probable	0-9	Other	Unknown	8	0
Probable	10-19	Other	Unknown	18	0
Probable	20-29	Other	Unknown	6	0
Probable	30-39	Other	Unknown	12	0
Probable	40-49	Other	Unknown	9	0
Probable	50-59	Other	Unknown	Suppressed	0
Probable	60-69	Other	Unknown	Suppressed	0

Probable	70-79	Other	Unknown	0	0
Probable	80+	Other	Unknown	0	0
Probable	Unknown	Other	Unknown	0	0
Probable	0-9	Unknown	Unknown	230	0
Probable	10-19	Unknown	Unknown	566	0
Probable	20-29	Unknown	Unknown	819	0
Probable	30-39	Unknown	Unknown	644	0
Probable	40-49	Unknown	Unknown	683	0
Probable	50-59	Unknown	Unknown	536	0
Probable	60-69	Unknown	Unknown	293	0
Probable	70-79	Unknown	Unknown	114	0
Probable	80+	Unknown	Unknown	42	0
Probable	Unknown	Unknown	Unknown	2182	0
Probable	0-9	White	Unknown	51	0
Probable	10-19	White	Unknown	124	0
Probable	20-29	White	Unknown	75	0
Probable	30-39	White	Unknown	69	0
Probable	40-49	White	Unknown	72	0
Probable	50-59	White	Unknown	72	0
Probable	60-69	White	Unknown	31	0
Probable	70-79	White	Unknown	29	0
Probable	80+	White	Unknown	9	0
Probable	Unknown	White	Unknown	50	0

PUBLIC USE DATASETS

COVID-19 Tests by County

README

Data includes tests by type (diagnostic, serology or total combined) by county.

Diagnostic tests are used to find current infection and look for genes or proteins from the severe acute respiratory syndrome coronavirus 2 (SARS-CoV-2), the virus that causes COVID-19. These tests, which are performed as nasal swabs, include: Nucleic acid amplification test/real-time polymerase chain reaction (NAAT/RT-PCR) test and rapid virus antigen detection point of care (POC) tests.

Serology tests are used to look for the possibility of previous infection. Serology tests look for antibodies to SARS-CoV-2 in the blood. There are currently two types of serology tests: the enzyme-linked immunosorbent assay (ELISA) test and the rapid antibody detection POC test. Serology tests do not diagnose disease and do not guarantee immunity, but might provide information about previous infection.

Correctional includes state and federal prisons and county and city detection facilities.

Testing data represents total tests performed, not individuals tested. A single individual may have more than one test completed.

COVID-19 TESTS BY COUNTY 2021-06-08

Updated	COUNTY	TestType	Count	RatePerMillion
2021/06/08 13:29:40	Alcona	Diagnostic	7719	741855
2021/06/08 13:29:40	Alcona	Serology	183	17588
2021/06/08 13:29:40	Alcona	Total	7902	759443
2021/06/08 13:29:40	Alger	Diagnostic	8869	973759
2021/06/08 13:29:40	Alger	Serology	390	42819
2021/06/08 13:29:40	Alger	Total	9259	1016579
2021/06/08 13:29:40	Allegan	Diagnostic	122527	1037652
2021/06/08 13:29:40	Allegan	Serology	3094	26202
2021/06/08 13:29:40	Allegan	Total	125621	1063854
2021/06/08 13:29:40	Alpena	Diagnostic	22851	804471
2021/06/08 13:29:40	Alpena	Serology	780	27460
2021/06/08 13:29:40	Alpena	Total	23631	831931
2021/06/08 13:29:40	Antrim	Diagnostic	22742	975047
2021/06/08 13:29:40	Antrim	Serology	830	35586
2021/06/08 13:29:40	Antrim	Total	23572	1010633
2021/06/08 13:29:40	Arenac	Diagnostic	17449	1172411
2021/06/08 13:29:40	Arenac	Serology	504	33864
2021/06/08 13:29:40	Arenac	Total	17953	1206276
2021/06/08 13:29:40	Baraga	Serology	60	7309
2021/06/08 13:29:40	Baraga	Diagnostic	9083	1106469
2021/06/08 13:29:40	Baraga	Total	9143	1113778
2021/06/08 13:29:40	Barry	Diagnostic	61624	1001202
2021/06/08 13:29:40	Barry	Serology	1999	32478
2021/06/08 13:29:40	Barry	Total	63623	1033680
2021/06/08 13:29:40	Bay	Serology	7347	71243
2021/06/08 13:29:40	Bay	Diagnostic	131279	1272996
2021/06/08 13:29:40	Bay	Total	138626	1344239
2021/06/08 13:29:40	Benzie	Diagnostic	13154	740403
2021/06/08 13:29:40	Benzie	Serology	780	43904
2021/06/08 13:29:40	Benzie	Total	13934	784307
2021/06/08 13:29:40	Berrien	Serology	6192	40365
2021/06/08 13:29:40	Berrien	Diagnostic	244134	1591476
2021/06/08 13:29:40	Berrien	Total	250326	1631841
2021/06/08 13:29:40	Branch	Diagnostic	44025	1011674
2021/06/08 13:29:40	Branch	Serology	630	14477
2021/06/08 13:29:40	Branch	Total	44655	1026151
2021/06/08 13:29:40	Calhoun	Diagnostic	205921	1534903
2021/06/08 13:29:40	Calhoun	Serology	1864	13894
2021/06/08 13:29:40	Calhoun	Total	207785	1548797
2021/06/08 13:29:40	Cass	Diagnostic	41299	797478
2021/06/08 13:29:40	Cass	Serology	789	15235
2021/06/08 13:29:40	Cass	Total	42088	812714
2021/06/08 13:29:40	Charlevoix	Diagnostic	23704	906705
2021/06/08 13:29:40	Charlevoix	Serology	1134	43377
2021/06/08 13:29:40	Charlevoix	Total	24838	950082
2021/06/08 13:29:40	Cheboygan	Serology	636	25162
2021/06/08 13:29:40	Cheboygan	Diagnostic	17276	683494

2021/06/08 13:29:40	Cheboygan	Total	17912	708656
2021/06/08 13:29:40	Chippewa	Serology	357	9558
2021/06/08 13:29:40	Chippewa	Diagnostic	29433	788053
2021/06/08 13:29:40	Chippewa	Total	29790	797612
2021/06/08 13:29:40	Clare	Diagnostic	24656	796640
2021/06/08 13:29:40	Clare	Serology	1066	34443
2021/06/08 13:29:40	Clare	Total	25722	831082
2021/06/08 13:29:40	Clinton	Serology	4313	54187
2021/06/08 13:29:40	Clinton	Diagnostic	60916	765324
2021/06/08 13:29:40	Clinton	Total	65229	819511
2021/06/08 13:29:40	Correctional	Diagnostic	989514	
2021/06/08 13:29:40	Correctional	Serology	27352	
2021/06/08 13:29:40	Correctional	Total	1016866	
2021/06/08 13:29:40	Crawford	Diagnostic	11134	793642
2021/06/08 13:29:40	Crawford	Serology	371	26445
2021/06/08 13:29:40	Crawford	Total	11505	820087
2021/06/08 13:29:40	Delta	Diagnostic	43017	1202129
2021/06/08 13:29:40	Delta	Serology	905	25291
2021/06/08 13:29:40	Delta	Total	43922	1227420
2021/06/08 13:29:40	Detroit City	Diagnostic	846005	1301939
2021/06/08 13:29:40	Detroit City	Serology	28433	43756
2021/06/08 13:29:40	Detroit City	Total	874438	1345695
2021/06/08 13:29:40	Dickinson	Diagnostic	19980	791632
2021/06/08 13:29:40	Dickinson	Serology	181	7171
2021/06/08 13:29:40	Dickinson	Total	20161	798803
2021/06/08 13:29:40	Eaton	Diagnostic	132158	1198516
2021/06/08 13:29:40	Eaton	Serology	6450	58494
2021/06/08 13:29:40	Eaton	Total	138608	1257010
2021/06/08 13:29:40	Emmet	Diagnostic	31462	941553
2021/06/08 13:29:40	Emmet	Serology	1586	47464
2021/06/08 13:29:40	Emmet	Total	33048	989017
2021/06/08 13:29:40	Genesee	Serology	20957	51642
2021/06/08 13:29:40	Genesee	Diagnostic	411647	1014376
2021/06/08 13:29:40	Genesee	Total	432604	1066018
2021/06/08 13:29:40	Gladwin	Serology	1221	47978
2021/06/08 13:29:40	Gladwin	Diagnostic	21453	842980
2021/06/08 13:29:40	Gladwin	Total	22674	890958
2021/06/08 13:29:40	Gogebic	Diagnostic	18845	1348479
2021/06/08 13:29:40	Gogebic	Serology	258	18462
2021/06/08 13:29:40	Gogebic	Total	19103	1366941
2021/06/08 13:29:40	Grand Traverse	Diagnostic	90670	974025
2021/06/08 13:29:40	Grand Traverse	Serology	6882	73930
2021/06/08 13:29:40	Grand Traverse	Total	97552	1047955
2021/06/08 13:29:40	Gratiot	Diagnostic	59341	1457616
2021/06/08 13:29:40	Gratiot	Serology	1184	29083
2021/06/08 13:29:40	Gratiot	Total	60525	1486699
2021/06/08 13:29:40	Hillsdale	Diagnostic	47041	1031488
2021/06/08 13:29:40	Hillsdale	Serology	1085	23791
2021/06/08 13:29:40	Hillsdale	Total	48126	1055279
2021/06/08 13:29:40	Houghton	Diagnostic	48834	1368512

2021/06/08 13:29:40	Houghton	Serology	270	7566
2021/06/08 13:29:40	Houghton	Total	49104	1376079
2021/06/08 13:29:40	Huron	Serology	914	29502
2021/06/08 13:29:40	Huron	Diagnostic	30797	994061
2021/06/08 13:29:40	Huron	Total	31711	1023563
2021/06/08 13:29:40	Ingham	Serology	20525	70193
2021/06/08 13:29:40	Ingham	Diagnostic	356014	1217533
2021/06/08 13:29:40	Ingham	Total	376539	1287727
2021/06/08 13:29:40	Ionia	Serology	2395	37019
2021/06/08 13:29:40	Ionia	Diagnostic	81174	1254680
2021/06/08 13:29:40	Ionia	Total	83569	1291698
2021/06/08 13:29:40	Iosco	Diagnostic	27807	1106658
2021/06/08 13:29:40	Iosco	Serology	642	25550
2021/06/08 13:29:40	Iosco	Total	28449	1132208
2021/06/08 13:29:40	Iron	Diagnostic	25299	2286192
2021/06/08 13:29:40	Iron	Serology	132	11928
2021/06/08 13:29:40	Iron	Total	25431	2298120
2021/06/08 13:29:40	Isabella	Serology	1502	21496
2021/06/08 13:29:40	Isabella	Diagnostic	61821	884775
2021/06/08 13:29:40	Isabella	Total	63323	906271
2021/06/08 13:29:40	Jackson	Diagnostic	234066	1476664
2021/06/08 13:29:40	Jackson	Serology	4080	25740
2021/06/08 13:29:40	Jackson	Total	238146	1502404
2021/06/08 13:29:40	Kalamazoo	Diagnostic	317660	1198419
2021/06/08 13:29:40	Kalamazoo	Serology	7219	27235
2021/06/08 13:29:40	Kalamazoo	Total	324879	1225653
2021/06/08 13:29:40	Kalkaska	Diagnostic	17766	984921
2021/06/08 13:29:40	Kalkaska	Serology	831	46069
2021/06/08 13:29:40	Kalkaska	Total	18597	1030990
2021/06/08 13:29:40	Kent	Diagnostic	946546	1440808
2021/06/08 13:29:40	Kent	Serology	47695	72600
2021/06/08 13:29:40	Kent	Total	994241	1513408
2021/06/08 13:29:40	Keweenaw	Diagnostic	2335	1103497
2021/06/08 13:29:40	Keweenaw	Serology	32	15123
2021/06/08 13:29:40	Keweenaw	Total	2367	1118620
2021/06/08 13:29:40	Lake	Diagnostic	11799	995444
2021/06/08 13:29:40	Lake	Serology	228	19236
2021/06/08 13:29:40	Lake	Total	12027	1014680
2021/06/08 13:29:40	Lapeer	Serology	3779	43136
2021/06/08 13:29:40	Lapeer	Diagnostic	71956	821350
2021/06/08 13:29:40	Lapeer	Total	75735	864486
2021/06/08 13:29:40	Leelanau	Serology	1118	51376
2021/06/08 13:29:40	Leelanau	Diagnostic	12970	596020
2021/06/08 13:29:40	Leelanau	Total	14088	647397
2021/06/08 13:29:40	Lenawee	Diagnostic	133255	1353516
2021/06/08 13:29:40	Lenawee	Serology	2357	23941
2021/06/08 13:29:40	Lenawee	Total	135612	1377457
2021/06/08 13:29:40	Livingston	Diagnostic	216412	1127175
2021/06/08 13:29:40	Livingston	Serology	8496	44251
2021/06/08 13:29:40	Livingston	Total	224908	1171426

2021/06/08 13:29:40	Luce	Diagnostic	6908	1109006
2021/06/08 13:29:40	Luce	Serology	37	5940
2021/06/08 13:29:40	Luce	Total	6945	1114946
2021/06/08 13:29:40	Mackinac	Serology	149	13798
2021/06/08 13:29:40	Mackinac	Diagnostic	9707	898880
2021/06/08 13:29:40	Mackinac	Total	9856	912677
2021/06/08 13:29:40	Macomb	Diagnostic	954784	1092465
2021/06/08 13:29:40	Macomb	Serology	65322	74742
2021/06/08 13:29:40	Macomb	Total	1020106	1167207
2021/06/08 13:29:40	Manistee	Serology	971	39539
2021/06/08 13:29:40	Manistee	Diagnostic	20259	824945
2021/06/08 13:29:40	Manistee	Total	21230	864484
2021/06/08 13:29:40	Marquette	Serology	1412	21170
2021/06/08 13:29:40	Marquette	Diagnostic	134489	2016357
2021/06/08 13:29:40	Marquette	Total	135901	2037527
2021/06/08 13:29:40	Mason	Serology	1076	36920
2021/06/08 13:29:40	Mason	Diagnostic	34937	1198772
2021/06/08 13:29:40	Mason	Total	36013	1235692
2021/06/08 13:29:40	Mecosta	Diagnostic	41753	960877
2021/06/08 13:29:40	Mecosta	Serology	1040	23934
2021/06/08 13:29:40	Mecosta	Total	42793	984811
2021/06/08 13:29:40	Menominee	Diagnostic	25882	1136172
2021/06/08 13:29:40	Menominee	Serology	161	7068
2021/06/08 13:29:40	Menominee	Total	26043	1143240
2021/06/08 13:29:40	Midland	Diagnostic	70181	843968
2021/06/08 13:29:40	Midland	Serology	7656	92068
2021/06/08 13:29:40	Midland	Total	77837	936036
2021/06/08 13:29:40	Missaukee	Diagnostic	11456	757772
2021/06/08 13:29:40	Missaukee	Serology	671	44384
2021/06/08 13:29:40	Missaukee	Total	12127	802156
2021/06/08 13:29:40	Monroe	Diagnostic	164716	1094458
2021/06/08 13:29:40	Monroe	Serology	6250	41528
2021/06/08 13:29:40	Monroe	Total	170966	1135987
2021/06/08 13:29:40	Montcalm	Diagnostic	81996	1283434
2021/06/08 13:29:40	Montcalm	Serology	2488	38943
2021/06/08 13:29:40	Montcalm	Total	84484	1322377
2021/06/08 13:29:40	Montmorency	Diagnostic	8778	941038
2021/06/08 13:29:40	Montmorency	Serology	411	44061
2021/06/08 13:29:40	Montmorency	Total	9189	985099
2021/06/08 13:29:40	Muskegon	Diagnostic	219894	1266919
2021/06/08 13:29:40	Muskegon	Serology	3870	22297
2021/06/08 13:29:40	Muskegon	Total	223764	1289216
2021/06/08 13:29:40	Newaygo	Diagnostic	47719	974255
2021/06/08 13:29:40	Newaygo	Serology	1779	36321
2021/06/08 13:29:40	Newaygo	Total	49498	1010576
2021/06/08 13:29:40	Oakland	Serology	120035	95449
2021/06/08 13:29:40	Oakland	Diagnostic	1480518	1177272
2021/06/08 13:29:40	Oakland	Total	1600553	1272721
2021/06/08 13:29:40	Oceana	Serology	930	35138
2021/06/08 13:29:40	Oceana	Diagnostic	36868	1392980

2021/06/08 13:29:40	Oceana	Total	37798	1428118
2021/06/08 13:29:40	Ogemaw	Diagnostic	19876	946611
2021/06/08 13:29:40	Ogemaw	Serology	603	28718
2021/06/08 13:29:40	Ogemaw	Total	20479	975330
2021/06/08 13:29:40	Ontonagon	Diagnostic	7879	1377448
2021/06/08 13:29:40	Ontonagon	Serology	72	12587
2021/06/08 13:29:40	Ontonagon	Total	7951	1390035
2021/06/08 13:29:40	Osceola	Serology	1057	45055
2021/06/08 13:29:40	Osceola	Diagnostic	26095	1112319
2021/06/08 13:29:40	Osceola	Total	27152	1157374
2021/06/08 13:29:40	Oscoda	Diagnostic	5932	719816
2021/06/08 13:29:40	Oscoda	Serology	387	46960
2021/06/08 13:29:40	Oscoda	Total	6319	766776
2021/06/08 13:29:40	Otsego	Serology	1007	40822
2021/06/08 13:29:40	Otsego	Diagnostic	23539	954232
2021/06/08 13:29:40	Otsego	Total	24546	995054
2021/06/08 13:29:40	Ottawa	Diagnostic	395154	1354055
2021/06/08 13:29:40	Ottawa	Serology	15153	51924
2021/06/08 13:29:40	Ottawa	Total	410307	1405980
2021/06/08 13:29:40	Presque Isle	Diagnostic	11317	898745
2021/06/08 13:29:40	Presque Isle	Serology	566	44949
2021/06/08 13:29:40	Presque Isle	Total	11883	943694
2021/06/08 13:29:40	Roscommon	Diagnostic	20585	857030
2021/06/08 13:29:40	Roscommon	Serology	744	30975
2021/06/08 13:29:40	Roscommon	Total	21329	888005
2021/06/08 13:29:40	Saginaw	Diagnostic	261049	1370055
2021/06/08 13:29:40	Saginaw	Serology	9812	51496
2021/06/08 13:29:40	Saginaw	Total	270861	1421551
2021/06/08 13:29:40	Sanilac	Diagnostic	52373	1272116
2021/06/08 13:29:40	Sanilac	Serology	1511	36701
2021/06/08 13:29:40	Sanilac	Total	53884	1308817
2021/06/08 13:29:40	Schoolcraft	Diagnostic	6430	794416
2021/06/08 13:29:40	Schoolcraft	Serology	65	8031
2021/06/08 13:29:40	Schoolcraft	Total	6495	802446
2021/06/08 13:29:40	Shiawassee	Diagnostic	73113	1073266
2021/06/08 13:29:40	Shiawassee	Serology	2686	39429
2021/06/08 13:29:40	Shiawassee	Total	75799	1112695
2021/06/08 13:29:40	St Clair	Diagnostic	154375	970131
2021/06/08 13:29:40	St Clair	Serology	8777	55157
2021/06/08 13:29:40	St Clair	Total	163152	1025288
2021/06/08 13:29:40	St Joseph	Diagnostic	59283	972426
2021/06/08 13:29:40	St Joseph	Serology	1689	27705
2021/06/08 13:29:40	St Joseph	Total	60972	1000131
2021/06/08 13:29:40	Tuscola	Diagnostic	65015	1244425
2021/06/08 13:29:40	Tuscola	Serology	2311	44234
2021/06/08 13:29:40	Tuscola	Total	67326	1288659
2021/06/08 13:29:40	Unknown	Serology	27485	
2021/06/08 13:29:40	Unknown	Diagnostic	569689	
2021/06/08 13:29:40	Unknown	Total	597174	
2021/06/08 13:29:40	Van Buren	Diagnostic	98902	1306896

2021/06/08 13:29:40	Van Buren	Serology	1789	23640
2021/06/08 13:29:40	Van Buren	Total	100691	1330536
2021/06/08 13:29:40	Washtenaw	Diagnostic	768123	2089556
2021/06/08 13:29:40	Washtenaw	Serology	18316	49826
2021/06/08 13:29:40	Washtenaw	Total	786439	2139382
2021/06/08 13:29:40	Wayne	Diagnostic	1476271	1337430
2021/06/08 13:29:40	Wayne	Serology	80017	72492
2021/06/08 13:29:40	Wayne	Total	1556288	1409921
2021/06/08 13:29:40	Wexford	Diagnostic	31818	946091
2021/06/08 13:29:40	Wexford	Serology	1322	39309
2021/06/08 13:29:40	Wexford	Total	33140	985400

PUBLIC USE DATASETS

Diagnostic Tests by Result and County

README

Data include diagnostic tests for COVID-19 by date and county.

Diagnostic tests are used to find current infection and look for genes or proteins from the severe acute respiratory syndrome coronavirus 2 (SARS-CoV-2), the virus that causes COVID-19. These tests, which are performed as nasal swabs, include: Nucleic acid amplification test/real-time polymerase chain reaction (NAAT/RT-PCR) test and rapid virus antigen detection point of care (POC) tests.

Correctional includes state and federal prisons and county and city detention facilities.

Testing data represents total tests performed, not individuals tested. A single individual may have more than one test completed.

The total number of positive tests may exceed the number of confirmed cases due to 1) a single individual may have more than one test performed; 2) MDHHS may receive data on positive tests in advance of a local health department classifying an individual as a confirmed or probable case, and 3) although efforts have been made to de-duplicate testing data, some duplication may occur.

DIAGNOSTIC TESTS BY RESULT AND COUNTY 2021-06-08

MessageDate	COUNTY	Negative	Positive	Total
6/7/2021	Alcona	16	1	17
6/7/2021	Alger	6	0	6
6/7/2021	Allegan	151	5	156
6/7/2021	Alpena	56	0	56
6/7/2021	Antrim	15	0	15
6/7/2021	Arenac	21	0	21
6/7/2021	Baraga	39	0	39
6/7/2021	Barry	45	1	46
6/7/2021	Bay	120	5	125
6/7/2021	Benzie	14	1	15
6/7/2021	Berrien	198	4	202
6/7/2021	Branch	83	2	85
6/7/2021	Calhoun	211	5	216
6/7/2021	Cass	58	1	59
6/7/2021	Charlevoix	25	0	25
6/7/2021	Cheboygan	30	2	32
6/7/2021	Chippewa	29	0	29
6/7/2021	Clare	47	0	47
6/7/2021	Clinton	81	2	83
6/7/2021	Correctional	1335	0	1335
6/7/2021	Crawford	26	0	26
6/7/2021	Delta	23	0	23
6/7/2021	Detroit City	907	23	930
6/7/2021	Dickinson	21	1	22
6/7/2021	Eaton	133	2	135
6/7/2021	Emmet	21	1	22
6/7/2021	Genesee	302	11	313
6/7/2021	Gladwin	73	3	76
6/7/2021	Gogebic	13	0	13
6/7/2021	Grand Traver	139	3	142
6/7/2021	Gratiot	68	1	69
6/7/2021	Hillsdale	39	4	43
6/7/2021	Houghton	37	0	37
6/7/2021	Huron	32	0	32
6/7/2021	Ingham	393	6	399
6/7/2021	Ionia	84	1	85
6/7/2021	Iosco	28	1	29
6/7/2021	Iron	9	0	9
6/7/2021	Isabella	74	3	77
6/7/2021	Jackson	319	4	323
6/7/2021	Kalamazoo	416	11	427
6/7/2021	Kalkaska	24	0	24
6/7/2021	Kent	1137	39	1176
6/7/2021	Keweenaw	2	0	2
6/7/2021	Lake	22	0	22
6/7/2021	Lapeer	67	0	67
6/7/2021	Leelanau	23	1	24

6/7/2021	Lenawee	126	1	127
6/7/2021	Livingston	260	2	262
6/7/2021	Luce	2	0	2
6/7/2021	Mackinac	15	0	15
6/7/2021	Macomb	801	22	823
6/7/2021	Manistee	47	1	48
6/7/2021	Marquette	105	2	107
6/7/2021	Mason	26	2	28
6/7/2021	Mecosta	63	0	63
6/7/2021	Menominee	27	1	28
6/7/2021	Midland	155	3	158
6/7/2021	Missaukee	28	1	29
6/7/2021	Monroe	179	2	181
6/7/2021	Montcalm	142	2	144
6/7/2021	Montmorenc	19	0	19
6/7/2021	Muskegon	319	8	327
6/7/2021	Newaygo	55	0	55
6/7/2021	Oakland	1417	23	1440
6/7/2021	Oceana	41	1	42
6/7/2021	Ogemaw	20	1	21
6/7/2021	Ontonagon	6	1	7
6/7/2021	Osceola	49	1	50
6/7/2021	Oscoda	12	2	14
6/7/2021	Otsego	40	0	40
6/7/2021	Ottawa	450	14	464
6/7/2021	Presque Isle	21	0	21
6/7/2021	Roscommon	47	0	47
6/7/2021	Saginaw	230	8	238
6/7/2021	Sanilac	38	1	39
6/7/2021	Schoolcraft	3	0	3
6/7/2021	Shiawassee	69	1	70
6/7/2021	St Clair	80	2	82
6/7/2021	St Joseph	48	5	53
6/7/2021	Tuscola	91	3	94
6/7/2021	Unknown	265	8	273
6/7/2021	Van Buren	103	6	109
6/7/2021	Washtenaw	636	7	643
6/7/2021	Wayne	1516	48	1564
6/7/2021	Wexford	62	0	62