



Western Michigan University
ScholarWorks at WMU

Cumulative Michigan COVID-19 Data

Michigan COVID-19 State Data

6-17-2021

2021-06-17_MichiganOverview_COVIDstats

Michigan Department of Health & Human Services

Follow this and additional works at: <https://scholarworks.wmich.edu/michigan-covid-data-state-cumulative>



Part of the Public Health Commons

WMU ScholarWorks Citation

Michigan Department of Health & Human Services, "2021-06-17_MichiganOverview_COVIDstats" (2021).
Cumulative Michigan COVID-19 Data. 421.

<https://scholarworks.wmich.edu/michigan-covid-data-state-cumulative/421>

This Website is brought to you for free and open access
by the Michigan COVID-19 State Data at ScholarWorks at
WMU. It has been accepted for inclusion in Cumulative
Michigan COVID-19 Data by an authorized administrator
of ScholarWorks at WMU. For more information, please
contact wmu-scholarworks@wmich.edu.



Coronavirus

MI SAFE START

CONTAIN COVID

RESOURCES

PRESS RELEASES

DONATE

VIDEO UPDATES

CORONAVIRUS / MICHIGAN DATA

Michigan Data

- Hospitals
- Long Term Care Facilities
- Coronavirus Symptoms
- Cumulative Recovered
- Outbreak Reporting
- School-Related Outbreak Reporting
- Wastewater Surveillance
- Testing Turnaround Time
- MIS-C Data and Reporting
- Data and Modeling Updates

Note on deaths (06/17/21): Regular reviews of death certificate data maintained in Vital Records reporting systems are conducted by MDHHS staff three times per week. As a part of this process, records that identify COVID-19 infection as a contributing factor to death are compared against all laboratory confirmed cases of COVID-19 in the Michigan Disease Surveillance System (MDSS). If a death certificate is matched to a confirmed COVID-19 case and that record in the MDSS does not indicate the individual died, the MDSS record is updated to indicate the death and the appropriate local health department is notified. These matched deaths are then included with mortality information posted to the Michigan Coronavirus website. As a result of the most recent assessment, today's data includes **18** additional deaths identified by this methodology.

The State of Michigan is working around the clock to test and treat COVID-19 patients. Below is the most recent data healthcare experts across the state have compiled. It is updated Monday - Saturday.

CURRENT STATUS

DAILY CASES

CUMULATIVE TRENDS

DEMOGRAPHICS

TOTAL TESTING

CONFIRMATORY TESTING

LEARN MORE

View Cases

View Deaths

View Table

Select Preparedness Region:

All

Select County:

All

This report is provisional and subject to change. City of Detroit and Wayne County are reported separately. MDHHS began tracking probable cases April 5, 2020. FCI indicates federal correctional institute. MDOC indicates Michigan Department of Corrections. Diagnostic tests, including nucleic acid amplification/real-time polymerase chain reaction (NAAT/RT-PCR) and rapid virus antigen detection tests, look for current infection. Serology (antibody) tests are used to look for the possibility of previous infection.

Source: Michigan Disease Surveillance System (MDSS) and Vital Records.

COVID-19 Cases by County

Confirmed cases include individuals with a positive NAAT/RT-PCR test for COVID-19. Probable cases include individuals with either a positive rapid antigen detection test OR COVID-19 symptoms and an epidemiologic link to a confirmed COVID-19 case, but no diagnostic test.

Cases by County

22-816

817-3205

3206-11245

11246-118513

118514+

Michigan

Thursday, June 17, 2021

Current Totals

Laboratory Testing

Test Type	Tests Performed
Diagnostic	14,070,812
Serology	627,311
Total	14,698,123

Microsoft Power BI

< 1 of 7 >

Cases by Hispanic/Latino Ethnicity

Hispanic/Latino Ethnicity	Percentage of Overall Cases by Ethnicity	Percentage of Deceased Cases by Ethnicity
Hispanic/Latino	5.33%	3.15%
Non-Hispanic Latino	69.98%	84.37%
Unknown	24.69%	12.48%

Totals may not add to 100% due to rounding

Cases by Arab Ethnicity		
Arab Ethnicity	Percentage of Overall Cases by Ethnicity	Percentage of Deceased Cases by Ethnicity
Arab	2.81%	1.75%
Non-Arab	50.30%	53.71%
Unknown	46.89%	44.55%

Totals may not add to 100% due to rounding



PUBLIC USE DATASETS 06/17/2021

(Downloadable .xlsx files)

Cases and Deaths by County

Cases and Deaths by County by Date of Onset of Symptoms and Date of Death

Cases by Demographics Statewide

COVID-19 Tests by County

Diagnostic Tests by Result and County

MICHIGAN.GOV HOME
ADA
MICHIGAN NEWS
POLICIES

COPYRIGHT 2021 STATE OF MICHIGAN

Cumulative Total of Recovered COVID-19 Cases

Cumulative Total of Recovered COVID-19 Cases (as of 06/11/2021): **852,204**

During this response, MDHHS is reviewing vital records statistics to identify any laboratory confirmed COVID-19 cases who are 30 days out from their onset of illness to represent recovery status. As the pandemic continues to impact Michigan, this pool will expand to include more cases. Recovered is defined as the number of persons with a confirmed COVID-19 diagnosis who are alive 30 days post-onset (or referral date if onset is not available). The number of persons recovered on June 11, 2021 represents COVID-19 confirmed individuals with an onset date on or prior to May 12, 2021. If an individual dies from a COVID-related cause >30 days from onset/referral, they are removed from the number of persons recovered. These numbers will be updated every Saturday.

Source: Michigan Disease Surveillance System and Vital Records

[View Cases](#)[View Deaths](#)[View Table](#)

Select Preparedness Region:

All



Select County:

All



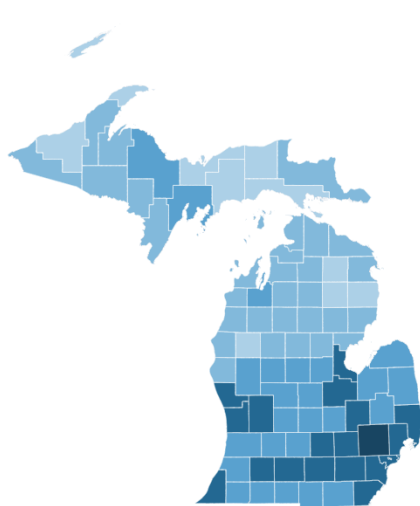
This report is provisional and subject to change. City of Detroit and Wayne County are reported separately. MDHHS began tracking probable cases April 5, 2020. FCI indicates federal correctional institute. MDOC indicates Michigan Department of Corrections. Diagnostic tests, including nucleic acid amplification/real-time polymerase chain reaction (NAAT/RT-PCR) and rapid virus antigen detection tests, look for current infection. Serology (antibody) tests are used to look for the possibility of previous infection.

Source: Michigan Disease Surveillance System (MDSS) and Vital Records.

COVID-19 Cases by County

Confirmed cases include individuals with a positive NAAT/RT-PCR test for COVID-19. Probable cases include individuals with either a positive rapid antigen detection test OR COVID-19 symptoms and an epidemiologic link to a confirmed COVID-19 case, but no diagnostic test.

Cases by County



Michigan

Thursday, June 17, 2021

Michigan (Statewide) Case Fatality Rate

2.2%

Current Totals

Case Status	Cases	Deaths
Confirmed	893,002	19,598
Probable	104,991	1,250
Total	997,993	20,848

Laboratory Testing

Test Type	Tests Performed
Diagnostic	14,070,812
Serology	627,311
Total	14,698,123

[View Cases](#)[View Deaths](#)[View Table](#)

Select Preparedness Region:

All

Select County:

All

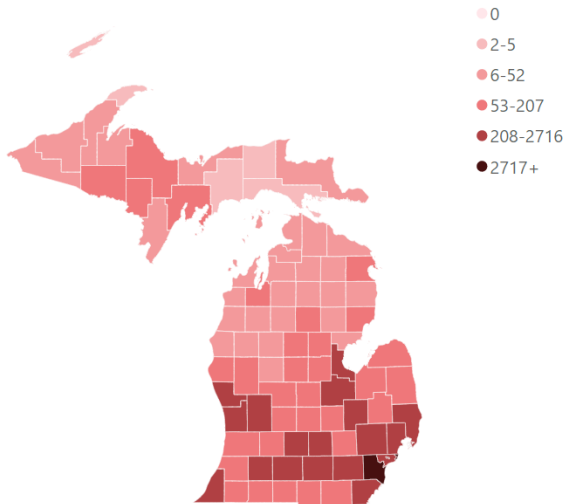
This report is provisional and subject to change. City of Detroit and Wayne County are reported separately. MDHHS began tracking probable cases April 5, 2020. FCI indicates federal correctional institute. MDOC indicates Michigan Department of Corrections. Diagnostic tests, including nucleic acid amplification/real-time polymerase chain reaction (NAAT/RT-PCR) and rapid virus antigen detection tests, look for current infection. Serology (antibody) tests are used to look for the possibility of previous infection.

Source: Michigan Disease Surveillance System (MDSS) and Vital Records.

COVID-19 Deaths by County

Confirmed deaths include individuals who had a confirmed COVID-19 infection AND are either classified as deceased during the case investigation, have COVID-19 indicated as a cause of death on their death certificate, or who die within 30 days of infection and their manner of death is listed as natural. Probable deaths include individuals who have COVID-19 indicated on their death certificate where there is no available evidence of a confirmatory test result (positive or negative).

Deaths by County



Michigan

Thursday, June 17, 2021

Michigan (Statewide) Case Fatality Rate

2.2%

Current Totals

Case Status	Cases	Deaths
Confirmed	893,002	19,598
Probable	104,991	1,250
Total	997,993	20,848

Laboratory Testing

Test Type	Tests Performed
Diagnostic	14,070,812
Serology	627,311
Total	14,698,123

Cases

Deaths

View Table

Select Preparedness Region:

All



Select County:

All



Cases are shown by onset date or by lab specimen collection date if onset date was unavailable. Deaths are shown by date of death or date of last status update if date of death was unavailable. Tracking of probable cases and deaths did not begin until April 5, 2020, therefore only probable cases referred for investigation on or after April 5, 2020 are displayed (onset may have been prior).

Notes: FCI indicates federal correctional institute. MDOC indicates Michigan Department of Corrections.

Daily Cases by Status

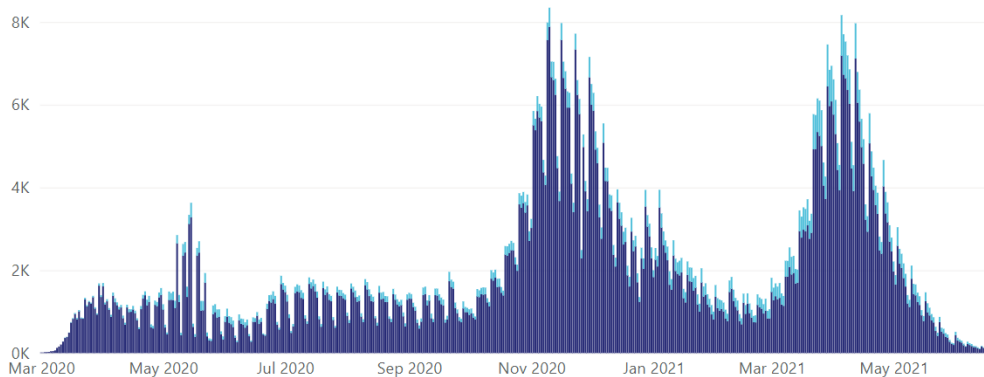
The number of daily confirmed cases represent the total number of people who had a positive NAAT/RT-PCR test for COVID-19. Cases are shown by the date of onset of symptoms.

Filter by Date:

3/1/2020

6/17/2021

Cases by Date of Onset

Case Status ● Confirmed ● Probable

Cases

Deaths

View Table

Select Preparedness Region:

All



Select County:

All



Cases are shown by onset date or by lab specimen collection date if onset date was unavailable. Deaths are shown by date of death or date or last status update if date of death was unavailable. Tracking of probable cases and deaths did not begin until April 5, 2020, therefore only probable cases referred for investigation on or after April 5, 2020 are displayed (onset may have been prior).

Notes: FCI indicates federal correctional institute. MDOC indicates Michigan Department of Corrections.

Daily Deaths by Status

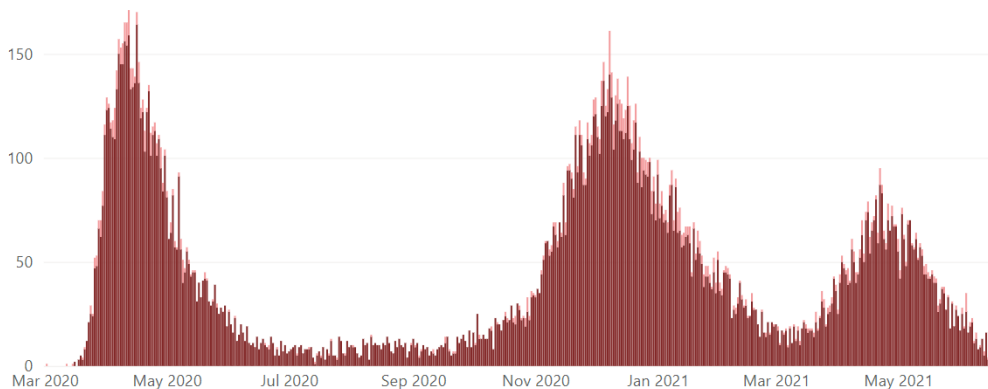
Confirmed deaths include individuals who had a confirmed COVID-19 infection and are classified as deceased by the case investigation, have COVID-19 indicated as a cause of death on their death certificate, or who die within 30 days of infection and their manner of death is listed as natural. Data are shown by the date of death.

Filter by Date:

3/1/2020

6/17/2021

Deaths by Date of Death

Case Status ● Confirmed ● Probable

View Table

View Chart

Select Preparedness Region:

All



Select County:

All



Cases are shown by onset date or by lab specimen collection date if onset date was unavailable. Deaths are shown by date of death or date of last status update if date of death was unavailable. Tracking of probable cases and deaths did not begin until April 5, 2020, therefore these data are not displayed by date.

Notes: FCI indicates federal correctional institute. MDOC indicates Michigan Department of Corrections.

Cumulative Confirmed Cases and Deaths among Confirmed Cases

Cumulative cases represent the total number of people who had a positive NAAT/RT-PCR test for COVID-19. Cases are shown by the date of onset of symptoms. Cumulative Deaths represent the total number of people who had a confirmed COVID-19 infection AND are either classified as deceased during the case investigation, have COVID-19 indicated as a cause of death on their death certificate, or who die within 30 days of onset and their manner of death is listed as natural. Deaths are shown by date of death.

Filter By Date:

3/1/2020

6/17/2021

Cumulative Confirmed Cases and Deaths among Confirmed Cases by Date

● Confirmed Cases ● Deaths

0.8M

0.6M

0.4M

0.2M

0.0M

Mar 2020

May 2020

Jul 2020

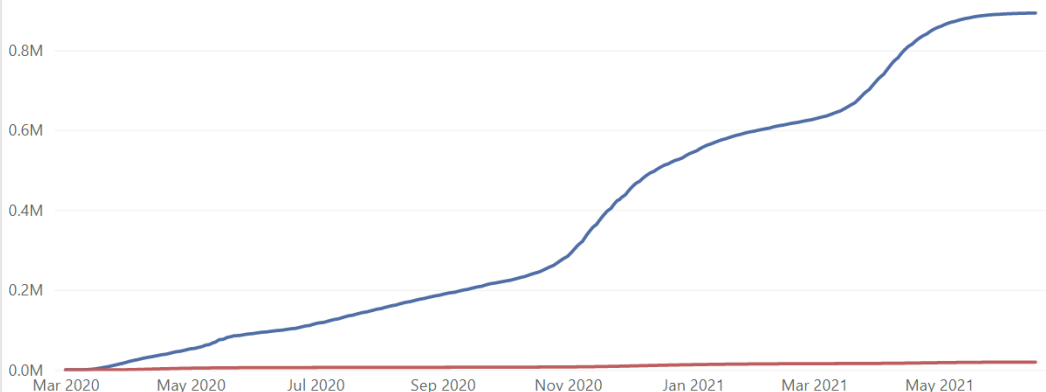
Sep 2020

Nov 2020

Jan 2021

Mar 2021

May 2021



Cases by Demographic Characteristics

Data are suppressed when the number of cases is five or below to protect the confidentiality of individuals. The sum of the cases for individual categories may be fewer than the total number of cases due to data suppression. Rates are not calculated for multiple races, other, and unknown race categories due to the unavailability of an appropriate denominator.

Cases

Deaths

Select case status:

- ☒ Confirmed
☐ Probable

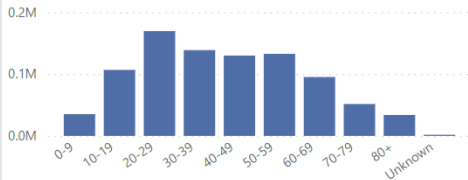
Select Preparedness Region:

All

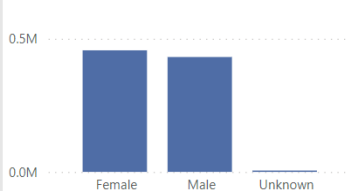
Select county:

All

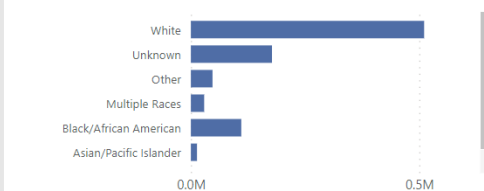
Cases by Age Group



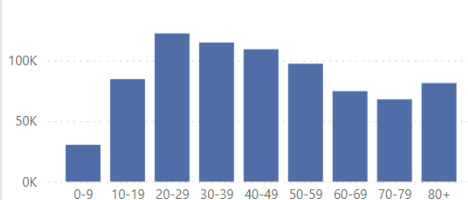
Cases by Sex



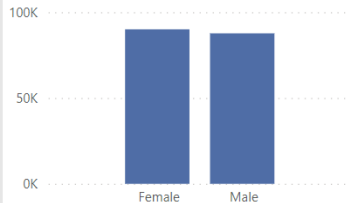
Cases by Race



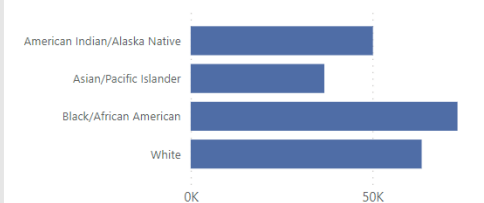
Cases per Million by Age Group



Cases per Million by Sex



Cases per Million by Race



Cases by Demographic Characteristics

Data are suppressed when the number of cases is five or below to protect the confidentiality of individuals. The sum of the cases for individual categories may be fewer than the total number of cases due to data suppression. Rates are not calculated for multiple races, other, and unknown race categories due to the unavailability of an appropriate denominator.

Cases

Deaths

Select case status:

- ☐ Confirmed
☒ Probable

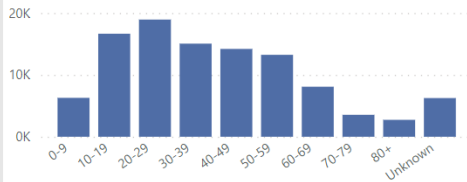
Select Preparedness Region:

All

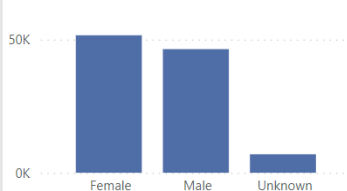
Select county:

All

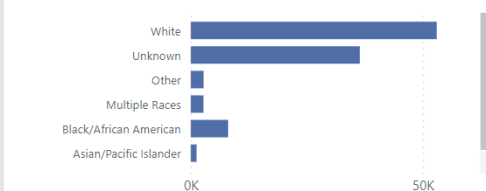
Cases by Age Group



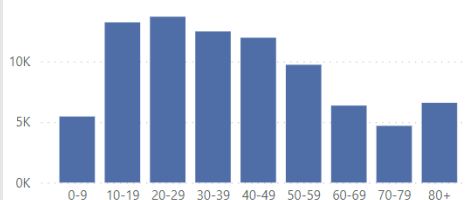
Cases by Sex



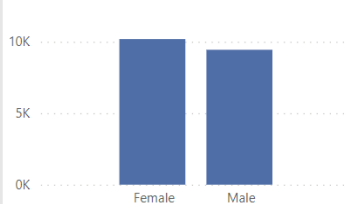
Cases by Race



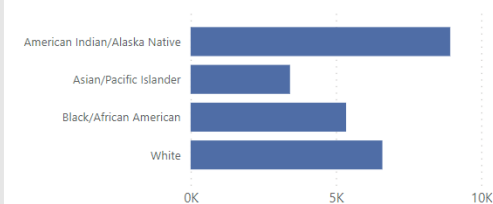
Cases per Million by Age Group



Cases per Million by Sex



Cases per Million by Race



Deaths by Demographic Characteristics

Data are suppressed when the number of deaths is five or below to protect the confidentiality of individuals. The sum of the deaths for individual categories may be fewer than the total number of deaths due to data suppression. Rates are not calculated for multiple races, other, and unknown race categories due to the unavailability of an appropriate denominator.

Cases

Deaths

Select case status:

- ☒ Confirmed
☐ Probable

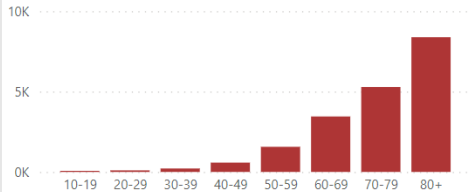
Select Preparedness Region:

All

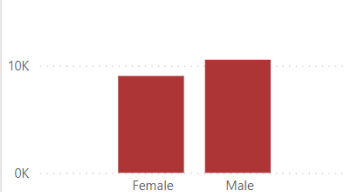
Select county:

All

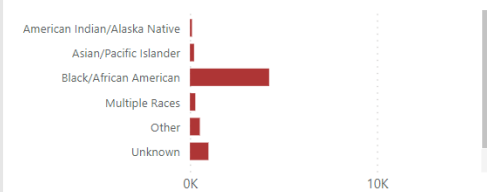
Deaths by Age Group



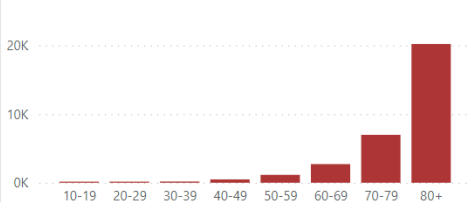
Deaths by Sex



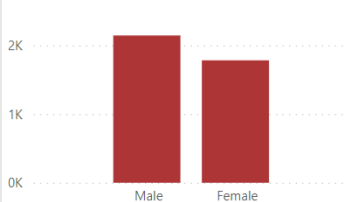
Deaths by Race



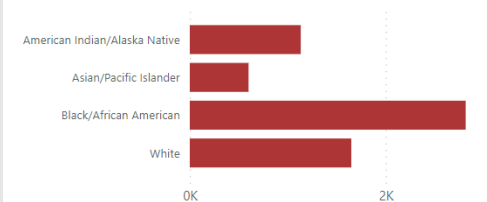
Deaths per Million by Age Group



Deaths per Million by Sex



Deaths per Million by Race



Deaths by Demographic Characteristics

Data are suppressed when the number of deaths is five or below to protect the confidentiality of individuals. The sum of the deaths for individual categories may be fewer than the total number of deaths due to data suppression. Rates are not calculated for multiple races, other, and unknown race categories due to the unavailability of an appropriate denominator.

Cases

Deaths

Select case status:

- ☐ Confirmed
☒ Probable

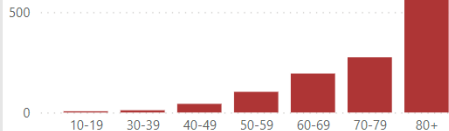
Select Preparedness Region:

All

Select county:

All

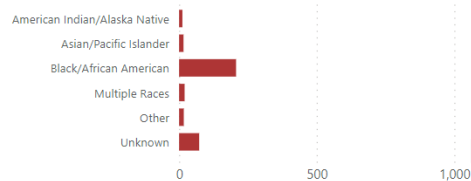
Deaths by Age Group



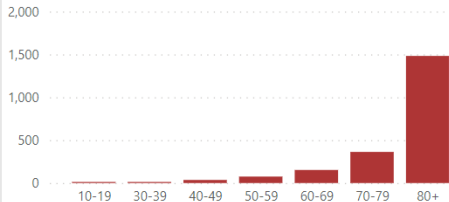
Deaths by Sex



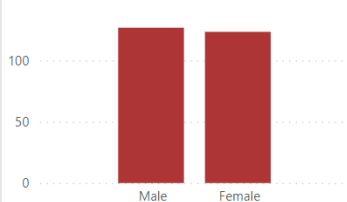
Deaths by Race



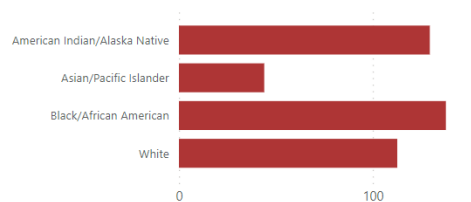
Deaths per Million by Age Group



Deaths per Million by Sex



Deaths per Million by Race



[View Table](#)[View Charts](#)

Select Preparedness Region:

All

Select County:

All

Confirmatory tests are used to find current infection and look for genes from the severe acute respiratory syndrome coronavirus 2 (SARS-CoV-2), the virus that causes COVID-19. These tests, which are performed as nasal swabs, include: Nucleic acid amplification test/real-time polymerase chain reaction (NAAIT/RT-PCR) tests.

Serology tests are used to look for the possibility of previous infection. Serology tests look for antibodies to SARS-CoV-2 in the blood. There are currently two types of serology tests: the enzyme-linked immunosorbent assay (ELISA) test and the rapid antibody detection test. Serology tests do not diagnose disease and do not guarantee immunity, but might provide information about previous infection.

Total Covid-19 Laboratory Tests

Total testing includes both confirmatory tests which are used to determine if an individual currently has COVID-19 and serology testing which is used to determine if a person has antibodies to COVID-19.

Filter by Date:

3/10/2020

6/16/2021

Total Laboratory Tests by Type and Date

Test Type ● Diagnostic ● Serology

100K

50K

0K

May 2020

Jul 2020

Sep 2020

Nov 2020

Jan 2021

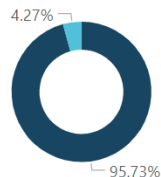
Mar 2021

May 2021

Total Tests Completed to Date

Test Type	Count	Tests per Million Residents
Diagnostic	14,070,812	1,408,330
Serology	627,311	62,787
Total	14,698,123	1,471,117

Percent of Tests Completed by Type



Test Type

● Diagnostic

● Serology

View Table

View Charts

Select Preparedness Region

All



Select County

All



Confirmatory tests are used to find current infection and look for genes from the severe acute respiratory syndrome coronavirus 2 (SARS-CoV-2), the virus that causes COVID-19. These tests, which are performed as nasal swabs, include: Nucleic acid amplification test/real-time polymerase chain reaction (NAAT/RT-PCR) tests. Confirmatory tests do not include serology tests which look for antibodies to SARS-Cov-2 in the blood.

Confirmatory Covid-19 Laboratory Tests

Confirmatory tests are used to determine if an individual is currently infected with COVID-19.

Filter by Date

3/10/2020

6/16/2021

Total Laboratory Tests by Type and Date

Test Type ● Negative ● Positive

100K

50K

0K

May 2020

Jul 2020

Sep 2020

Nov 2020

Jan 2021

Mar 2021

May 2021

Percent of Confirmatory Tests That Were Positive

60%

40%

20%

0%

May 2020

Jul 2020

Sep 2020

Nov 2020

Jan 2021

Mar 2021

May 2021

Where does the data come from?

The State of Michigan COVID-19 Dashboard displays the most recent provisional data reported to the Michigan Department of Health and Humans Services (MDHHS) about cases in Michigan by selected demographics and county of residence (City of Detroit and Wayne County are reported separately). Data are reported to MDHHS via the [Michigan Disease Surveillance System \(MDSS\)](#). Provisional Death data are provided by the MDHHS Division for [Vital Records & Health Statistics](#).

How does MDHHS classify confirmed and probable cases?

Confirmed cases only include individuals who have had a positive diagnostic laboratory test for COVID-19. Probable cases include individuals who have symptoms consistent with COVID-19 and an epidemiologic link to a confirmed case or a positive serology (antibody) test, but do not have a positive diagnostic laboratory test for COVID-19 and individuals with a positive serology (antibody) test for COVID-19 and an epidemiologic link to a confirmed case.

How does MDHHS classify confirmed and probable deaths?

Confirmed deaths include individuals who meet one or more of the following conditions: 1) Have been identified as a confirmed case and classified as deceased as a result of a case investigation in the Michigan Disease Surveillance System (MDSS). MDSS is the database used by state and local health department to monitor reportable diseases like COVID-19; 2) have been identified as a confirmed case in MDSS had have a death certificate with COVID-19 listed as a cause of death; 3) have been identified as a confirmed case in MDSS and die within 30 days of onset of COVID-19 infection and have a death certificate which classifies their manner death as 'natural'. Probable deaths include individuals who have COVID indicated as a cause of death on their death certificate but have not had a positive diagnostic laboratory test.

Why do the number of probable cases fluctuate?

The number of probable cases can change daily based on the investigation efforts of the health department. When a probable case is first reported, local and/or state health department staff investigate to determine if the person meets the case definition of probable. As additional information is gathered, the case could be re-classified to confirmed, remain as probable, or be determined as not a case.

Why do data in the demographics tab not sum to the total number of cases for a county or region?

Data are not shown whenever the number of cases for a particular demographic category is fewer than six to protect the confidentiality of individuals. Rates are not calculated for other, multiple, and unknown race because an appropriate population denominator is not available for these categories at the county level.

Where can I get more information about COVID-19?

Visit <https://www.michigan.gov/coronavirus> to find information on resources and assistance, answers to frequently asked questions, and the latest updates on Michigan's response to COVID-19. For COVID-19 updates from CDC visit <https://www.cdc.gov/coronavirus/2019-ncov>.

PUBLIC USE DATASETS

Cases and Deaths by County

README

Includes total cases and deaths to date by case status (confirmed or probable) and county. County is based on the county of residence.

Confirmed cases only include individuals who have had a positive diagnostic laboratory test for COVID-19.

Probable cases include individuals who have symptoms consistent with COVID-19 and an epidemiologic link to a confirmed case or a positive serology (antibody) test, but do not have a positive diagnostic laboratory test for COVID-19 and individuals with a positive serology (antibody) test for COVID-19 and an epidemiologic link to a confirmed case.

Confirmed deaths include individuals who meet one or more of the following conditions: 1) Have been identified as a confirmed case and classified as deceased as a result of a case investigation in the Michigan Disease Surveillance System (MDSS). MDSS is the database used by state and local health department to monitor reportable diseases like COVID-19; 2) have been identified as a confirmed case in MDSS had have a death certificate with COVID-19 listed as a cause of death; 3) have been identified as a confirmed case in MDSS and die within 30 days of onset of COVID-19 infection and have a death certificate which classifies their manner death as 'natural'.

Probable deaths include individuals who have COVID indicated as a cause of death on their death certificate but have not had a positive diagnostic laboratory test.

The number of probable cases can change daily based on information obtained through the health department investigation. Probable cases can be re-classified as a confirmed case or determined to not be a case.

CASES AND DEATHS BY COUNTY 2021-06-17

Updated	COUNTY	ConfirmedCases	ConfirmedDeaths	ProbableCases	ProbableDeaths
2021/06/17 14:30:02	Alcona	607	28	132	5
2021/06/17 14:30:02	Alger	322	3	195	4
2021/06/17 14:30:02	Allegan	10000	134	1161	24
2021/06/17 14:30:02	Alpena	1824	61	445	1
2021/06/17 14:30:02	Antrim	1302	23	330	6
2021/06/17 14:30:02	Arenac	1090	29	118	0
2021/06/17 14:30:02	Baraga	693	38	125	0
2021/06/17 14:30:02	Barry	5358	64	594	5
2021/06/17 14:30:02	Bay	10572	339	674	14
2021/06/17 14:30:02	Benzie	1065	35	216	1
2021/06/17 14:30:02	Berrien	13910	270	1567	20
2021/06/17 14:30:02	Branch	4429	92	442	4
2021/06/17 14:30:02	Calhoun	12369	296	2155	18
2021/06/17 14:30:02	Cass	4796	72	693	5
2021/06/17 14:30:02	Charlevoix	1305	22	370	0
2021/06/17 14:30:02	Cheboygan	1587	44	343	1
2021/06/17 14:30:02	Chippewa	1086	28	1415	6
2021/06/17 14:30:02	Clare	2044	82	422	1
2021/06/17 14:30:02	Clinton	6025	85	1607	6
2021/06/17 14:30:02	Crawford	919	14	74	0
2021/06/17 14:30:02	Delta	3343	76	713	19
2021/06/17 14:30:02	Dickinson	2409	59	345	15
2021/06/17 14:30:02	Eaton	8862	199	1278	10
2021/06/17 14:30:02	Emmet	1916	42	461	1
2021/06/17 14:30:02	Genesee	33528	896	8186	67
2021/06/17 14:30:02	Gladwin	1920	55	385	4
2021/06/17 14:30:02	Gogebic	1043	23	362	29
2021/06/17 14:30:02	Grand Traverse	5654	85	817	14
2021/06/17 14:30:02	Gratiot	3226	117	848	4
2021/06/17 14:30:02	Hillsdale	4017	90	391	3
2021/06/17 14:30:02	Houghton	2531	35	607	8
2021/06/17 14:30:02	Huron	3055	75	1034	7
2021/06/17 14:30:02	Ingham	22686	378	2182	8
2021/06/17 14:30:02	Ionia	6213	77	91	3
2021/06/17 14:30:02	Iosco	1807	69	197	5
2021/06/17 14:30:02	Iron	983	43	69	10
2021/06/17 14:30:02	Isabella	5391	94	941	5
2021/06/17 14:30:02	Jackson	14716	283	1094	7
2021/06/17 14:30:02	Kalamazoo	20246	361	2879	40
2021/06/17 14:30:02	Kalkaska	1059	25	79	0
2021/06/17 14:30:02	Kent	68483	789	4755	66
2021/06/17 14:30:02	Keweenaw	142	1	32	1
2021/06/17 14:30:02	Lake	590	15	45	1
2021/06/17 14:30:02	Lapeer	7845	203	1382	2

2021/06/17 14:30:02	Leelanau	1024	19	218	0
2021/06/17 14:30:02	Lenawee	8668	162	701	5
2021/06/17 14:30:02	Livingston	14759	181	1961	13
2021/06/17 14:30:02	Luce	226	4	255	1
2021/06/17 14:30:02	Mackinac	458	3	256	0
2021/06/17 14:30:02	Macomb	91868	2348	8210	127
2021/06/17 14:30:02	Manistee	1114	19	88	3
2021/06/17 14:30:02	Marquette	4252	61	821	1
2021/06/17 14:30:02	Mason	2006	36	130	1
2021/06/17 14:30:02	Mecosta	3029	35	178	1
2021/06/17 14:30:02	Menominee	1795	41	330	2
2021/06/17 14:30:02	Midland	6844	90	717	3
2021/06/17 14:30:02	Missaukee	1267	19	244	8
2021/06/17 14:30:02	Monroe	12804	240	2604	22
2021/06/17 14:30:02	Montcalm	5486	111	592	2
2021/06/17 14:30:02	Montmorency	525	19	90	1
2021/06/17 14:30:02	Muskegon	15680	359	558	8
2021/06/17 14:30:02	Newaygo	4541	67	342	2
2021/06/17 14:30:02	Oakland	102102	2290	16413	134
2021/06/17 14:30:02	Oceana	2621	58	146	2
2021/06/17 14:30:02	Ogemaw	1472	43	269	1
2021/06/17 14:30:02	Ontonagon	421	20	61	1
2021/06/17 14:30:02	Osceola	1695	31	263	0
2021/06/17 14:30:02	Oscoda	584	29	107	2
2021/06/17 14:30:02	Otsego	1924	36	415	5
2021/06/17 14:30:02	Ottawa	30425	386	2441	49
2021/06/17 14:30:02	Presque Isle	894	33	162	1
2021/06/17 14:30:02	Roscommon	1620	51	278	2
2021/06/17 14:30:02	Saginaw	19996	599	1361	21
2021/06/17 14:30:02	Sanilac	3735	117	522	8
2021/06/17 14:30:02	Schoolcraft	354	4	85	1
2021/06/17 14:30:02	Shiawassee	5724	104	701	2
2021/06/17 14:30:02	St Clair	15364	424	3101	23
2021/06/17 14:30:02	St Joseph	5523	94	734	6
2021/06/17 14:30:02	Tuscola	4885	161	780	12
2021/06/17 14:30:02	Van Buren	6669	117	464	13
2021/06/17 14:30:02	Washtenaw	24075	292	2387	7
2021/06/17 14:30:02	Wayne	101681	2558	8406	159
2021/06/17 14:30:02	Wexford	2549	43	346	4
2021/06/17 14:30:02	MDOC	26078	150	847	3
2021/06/17 14:30:02	FCI	311	5	5	0
2021/06/17 14:30:02	Out-of-State	1647	13	128	2
2021/06/17 14:30:02	Unknown	3	0	19	0
2021/06/17 14:30:02	Detroit City	51336	2277	4004	142

PUBLIC USE DATASETS

Cases by Demographics Statewide

README

Includes the total number of confirmed and probable cases and confirmed and probable deaths to date by demographic characteristics

Confirmed cases only include individuals who have had a positive diagnostic laboratory test for COVID-19.

Probable cases include individuals who have symptoms consistent with COVID-19 and an epidemiologic link to a confirmed case or a positive serology (antibody) test, but do not have a positive diagnostic laboratory test for COVID-19 and individuals with a positive serology (antibody) test for COVID-19 and an epidemiologic link to a confirmed case.

Confirmed deaths include individuals who meet one or more of the following conditions: 1) Have been identified as a confirmed case and classified as deceased as a result of a case investigation in the Michigan Disease Surveillance System (MDSS). MDSS is the database used by state and local health department to monitor reportable diseases like COVID-19; 2) have been identified as a confirmed case in MDSS had have a death certificate with COVID-19 listed as a cause of death; 3) have been identified as a confirmed case in MDSS and die within 30 days of onset of COVID-19 infection and have a death certificate which classifies their manner death as 'natural'.

Probable deaths include individuals who have COVID indicated as a cause of death on their death certificate but have not had a positive diagnostic laboratory test.

The number of probable cases can change daily based on information obtained through the health department investigation. Probable cases can be re-classified as a confirmed case or determined to not be a case.

Data is suppressed when the number of cases or deaths in a single category is between one and five to protect the confidentiality of individuals.

CASES BY DEMOGRAPHICS STATEWIDE 2021-06-17

CASE_STATUS	AgeCat	RaceCat	SEX	Cases	Deaths
Confirmed	0-9	American Indian/Alaska Native	Female	141	0
Confirmed	10-19	American Indian/Alaska Native	Female	341	0
Confirmed	20-29	American Indian/Alaska Native	Female	506	0
Confirmed	30-39	American Indian/Alaska Native	Female	391	Suppressed
Confirmed	40-49	American Indian/Alaska Native	Female	355	Suppressed
Confirmed	50-59	American Indian/Alaska Native	Female	339	Suppressed
Confirmed	60-69	American Indian/Alaska Native	Female	220	10
Confirmed	70-79	American Indian/Alaska Native	Female	103	10
Confirmed	80+	American Indian/Alaska Native	Female	43	10
Confirmed	Unknown	American Indian/Alaska Native	Female	Suppressed	0
Confirmed	0-9	Asian/Pacific Islander	Female	270	0
Confirmed	10-19	Asian/Pacific Islander	Female	815	0
Confirmed	20-29	Asian/Pacific Islander	Female	1454	0
Confirmed	30-39	Asian/Pacific Islander	Female	1280	Suppressed
Confirmed	40-49	Asian/Pacific Islander	Female	1099	Suppressed
Confirmed	50-59	Asian/Pacific Islander	Female	895	7
Confirmed	60-69	Asian/Pacific Islander	Female	474	11
Confirmed	70-79	Asian/Pacific Islander	Female	239	28
Confirmed	80+	Asian/Pacific Islander	Female	145	37
Confirmed	Unknown	Asian/Pacific Islander	Female	0	0
Confirmed	0-9	Black/African American	Female	2570	Suppressed
Confirmed	10-19	Black/African American	Female	5576	Suppressed
Confirmed	20-29	Black/African American	Female	11637	17
Confirmed	30-39	Black/African American	Female	10303	33
Confirmed	40-49	Black/African American	Female	8327	83
Confirmed	50-59	Black/African American	Female	7052	214
Confirmed	60-69	Black/African American	Female	5560	438
Confirmed	70-79	Black/African American	Female	3093	547
Confirmed	80+	Black/African American	Female	1985	669
Confirmed	Unknown	Black/African American	Female	19	0
Confirmed	0-9	Multiple Races	Female	781	0
Confirmed	10-19	Multiple Races	Female	2282	Suppressed
Confirmed	20-29	Multiple Races	Female	2973	0
Confirmed	30-39	Multiple Races	Female	2166	0
Confirmed	40-49	Multiple Races	Female	2161	Suppressed
Confirmed	50-59	Multiple Races	Female	2198	10
Confirmed	60-69	Multiple Races	Female	1578	18
Confirmed	70-79	Multiple Races	Female	860	33
Confirmed	80+	Multiple Races	Female	541	66
Confirmed	Unknown	Multiple Races	Female	13	0
Confirmed	0-9	Other	Female	1319	Suppressed
Confirmed	10-19	Other	Female	3244	Suppressed
Confirmed	20-29	Other	Female	5071	0
Confirmed	30-39	Other	Female	3954	Suppressed
Confirmed	40-49	Other	Female	3623	9
Confirmed	50-59	Other	Female	2819	20
Confirmed	60-69	Other	Female	1720	53

Confirmed	70-79	Other	Female	831	49
Confirmed	80+	Other	Female	562	88
Confirmed	Unknown	Other	Female	10	0
Confirmed	0-9	Unknown	Female	2696	0
Confirmed	10-19	Unknown	Female	9696	0
Confirmed	20-29	Unknown	Female	17690	Suppressed
Confirmed	30-39	Unknown	Female	14360	Suppressed
Confirmed	40-49	Unknown	Female	14322	17
Confirmed	50-59	Unknown	Female	14677	27
Confirmed	60-69	Unknown	Female	8483	68
Confirmed	70-79	Unknown	Female	3726	105
Confirmed	80+	Unknown	Female	2608	256
Confirmed	Unknown	Unknown	Female	120	0
Confirmed	0-9	White	Female	9091	0
Confirmed	10-19	White	Female	32562	Suppressed
Confirmed	20-29	White	Female	48461	20
Confirmed	30-39	White	Female	38212	36
Confirmed	40-49	White	Female	36390	100
Confirmed	50-59	White	Female	38176	317
Confirmed	60-69	White	Female	29151	756
Confirmed	70-79	White	Female	17487	1403
Confirmed	80+	White	Female	14551	3434
Confirmed	Unknown	White	Female	114	0
Confirmed	0-9	American Indian/Alaska Native	Male	136	0
Confirmed	10-19	American Indian/Alaska Native	Male	348	0
Confirmed	20-29	American Indian/Alaska Native	Male	409	0
Confirmed	30-39	American Indian/Alaska Native	Male	349	Suppressed
Confirmed	40-49	American Indian/Alaska Native	Male	332	Suppressed
Confirmed	50-59	American Indian/Alaska Native	Male	268	Suppressed
Confirmed	60-69	American Indian/Alaska Native	Male	221	34
Confirmed	70-79	American Indian/Alaska Native	Male	94	16
Confirmed	80+	American Indian/Alaska Native	Male	37	11
Confirmed	Unknown	American Indian/Alaska Native	Male	0	0
Confirmed	0-9	Asian/Pacific Islander	Male	332	0
Confirmed	10-19	Asian/Pacific Islander	Male	829	0
Confirmed	20-29	Asian/Pacific Islander	Male	1664	Suppressed
Confirmed	30-39	Asian/Pacific Islander	Male	1248	Suppressed
Confirmed	40-49	Asian/Pacific Islander	Male	947	Suppressed
Confirmed	50-59	Asian/Pacific Islander	Male	839	7
Confirmed	60-69	Asian/Pacific Islander	Male	490	32
Confirmed	70-79	Asian/Pacific Islander	Male	212	45
Confirmed	80+	Asian/Pacific Islander	Male	107	34
Confirmed	Unknown	Asian/Pacific Islander	Male	Suppressed	0
Confirmed	0-9	Black/African American	Male	2624	0
Confirmed	10-19	Black/African American	Male	4972	Suppressed
Confirmed	20-29	Black/African American	Male	10467	21
Confirmed	30-39	Black/African American	Male	9966	53
Confirmed	40-49	Black/African American	Male	8530	131
Confirmed	50-59	Black/African American	Male	7719	323
Confirmed	60-69	Black/African American	Male	5522	570

Confirmed	70-79	Black/African American	Male	2762	664
Confirmed	80+	Black/African American	Male	1137	460
Confirmed	Unknown	Black/African American	Male	8	0
Confirmed	0-9	Multiple Races	Male	832	Suppressed
Confirmed	10-19	Multiple Races	Male	2227	0
Confirmed	20-29	Multiple Races	Male	2533	0
Confirmed	30-39	Multiple Races	Male	1777	Suppressed
Confirmed	40-49	Multiple Races	Male	1721	6
Confirmed	50-59	Multiple Races	Male	1732	12
Confirmed	60-69	Multiple Races	Male	1481	39
Confirmed	70-79	Multiple Races	Male	784	42
Confirmed	80+	Multiple Races	Male	331	52
Confirmed	Unknown	Multiple Races	Male	8	0
Confirmed	0-9	Other	Male	1373	Suppressed
Confirmed	10-19	Other	Male	3252	0
Confirmed	20-29	Other	Male	5200	Suppressed
Confirmed	30-39	Other	Male	4098	Suppressed
Confirmed	40-49	Other	Male	3872	24
Confirmed	50-59	Other	Male	3226	39
Confirmed	60-69	Other	Male	1833	82
Confirmed	70-79	Other	Male	776	79
Confirmed	80+	Other	Male	333	71
Confirmed	Unknown	Other	Male	8	0
Confirmed	0-9	Unknown	Male	2835	0
Confirmed	10-19	Unknown	Male	9193	0
Confirmed	20-29	Unknown	Male	18167	Suppressed
Confirmed	30-39	Unknown	Male	14943	14
Confirmed	40-49	Unknown	Male	13747	29
Confirmed	50-59	Unknown	Male	14524	54
Confirmed	60-69	Unknown	Male	8277	97
Confirmed	70-79	Unknown	Male	3119	143
Confirmed	80+	Unknown	Male	1443	167
Confirmed	Unknown	Unknown	Male	139	0
Confirmed	0-9	White	Male	9929	0
Confirmed	10-19	White	Male	30724	Suppressed
Confirmed	20-29	White	Male	41998	32
Confirmed	30-39	White	Male	34693	56
Confirmed	40-49	White	Male	33511	166
Confirmed	50-59	White	Male	37407	525
Confirmed	60-69	White	Male	29653	1244
Confirmed	70-79	White	Male	17213	2119
Confirmed	80+	White	Male	9865	3029
Confirmed	Unknown	White	Male	94	0
Confirmed	0-9	American Indian/Alaska Native	Unknown	Suppressed	0
Confirmed	10-19	American Indian/Alaska Native	Unknown	Suppressed	0
Confirmed	20-29	American Indian/Alaska Native	Unknown	Suppressed	0
Confirmed	30-39	American Indian/Alaska Native	Unknown	Suppressed	0
Confirmed	40-49	American Indian/Alaska Native	Unknown	0	0
Confirmed	50-59	American Indian/Alaska Native	Unknown	Suppressed	0
Confirmed	60-69	American Indian/Alaska Native	Unknown	0	0

Confirmed	70-79	American Indian/Alaska Native	Unknown	Suppressed	0
Confirmed	80+	American Indian/Alaska Native	Unknown	0	0
Confirmed	Unknown	American Indian/Alaska Native	Unknown	0	0
Confirmed	0-9	Asian/Pacific Islander	Unknown	0	0
Confirmed	10-19	Asian/Pacific Islander	Unknown	7	0
Confirmed	20-29	Asian/Pacific Islander	Unknown	8	0
Confirmed	30-39	Asian/Pacific Islander	Unknown	Suppressed	0
Confirmed	40-49	Asian/Pacific Islander	Unknown	Suppressed	0
Confirmed	50-59	Asian/Pacific Islander	Unknown	Suppressed	0
Confirmed	60-69	Asian/Pacific Islander	Unknown	Suppressed	0
Confirmed	70-79	Asian/Pacific Islander	Unknown	0	0
Confirmed	80+	Asian/Pacific Islander	Unknown	0	0
Confirmed	Unknown	Asian/Pacific Islander	Unknown	0	0
Confirmed	0-9	Black/African American	Unknown	Suppressed	0
Confirmed	10-19	Black/African American	Unknown	22	0
Confirmed	20-29	Black/African American	Unknown	121	0
Confirmed	30-39	Black/African American	Unknown	110	0
Confirmed	40-49	Black/African American	Unknown	117	0
Confirmed	50-59	Black/African American	Unknown	92	0
Confirmed	60-69	Black/African American	Unknown	41	0
Confirmed	70-79	Black/African American	Unknown	11	0
Confirmed	80+	Black/African American	Unknown	Suppressed	0
Confirmed	Unknown	Black/African American	Unknown	Suppressed	0
Confirmed	0-9	Multiple Races	Unknown	8	0
Confirmed	10-19	Multiple Races	Unknown	16	0
Confirmed	20-29	Multiple Races	Unknown	24	0
Confirmed	30-39	Multiple Races	Unknown	16	0
Confirmed	40-49	Multiple Races	Unknown	19	0
Confirmed	50-59	Multiple Races	Unknown	12	0
Confirmed	60-69	Multiple Races	Unknown	15	0
Confirmed	70-79	Multiple Races	Unknown	6	0
Confirmed	80+	Multiple Races	Unknown	Suppressed	0
Confirmed	Unknown	Multiple Races	Unknown	Suppressed	0
Confirmed	0-9	Other	Unknown	19	0
Confirmed	10-19	Other	Unknown	22	0
Confirmed	20-29	Other	Unknown	50	0
Confirmed	30-39	Other	Unknown	43	0
Confirmed	40-49	Other	Unknown	66	0
Confirmed	50-59	Other	Unknown	35	0
Confirmed	60-69	Other	Unknown	19	0
Confirmed	70-79	Other	Unknown	Suppressed	0
Confirmed	80+	Other	Unknown	10	0
Confirmed	Unknown	Other	Unknown	Suppressed	0
Confirmed	0-9	Unknown	Unknown	119	0
Confirmed	10-19	Unknown	Unknown	345	0
Confirmed	20-29	Unknown	Unknown	615	0
Confirmed	30-39	Unknown	Unknown	429	0
Confirmed	40-49	Unknown	Unknown	433	0
Confirmed	50-59	Unknown	Unknown	401	0
Confirmed	60-69	Unknown	Unknown	210	0

Confirmed	70-79	Unknown	Unknown	91	0
Confirmed	80+	Unknown	Unknown	63	0
Confirmed	Unknown	Unknown	Unknown	66	0
Confirmed	0-9	White	Unknown	29	0
Confirmed	10-19	White	Unknown	166	0
Confirmed	20-29	White	Unknown	255	0
Confirmed	30-39	White	Unknown	231	0
Confirmed	40-49	White	Unknown	214	0
Confirmed	50-59	White	Unknown	202	0
Confirmed	60-69	White	Unknown	133	0
Confirmed	70-79	White	Unknown	64	Suppressed
Confirmed	80+	White	Unknown	22	0
Confirmed	Unknown	White	Unknown	Suppressed	0
Probable	0-9	American Indian/Alaska Native	Female	41	0
Probable	10-19	American Indian/Alaska Native	Female	76	0
Probable	20-29	American Indian/Alaska Native	Female	84	0
Probable	30-39	American Indian/Alaska Native	Female	68	0
Probable	40-49	American Indian/Alaska Native	Female	64	0
Probable	50-59	American Indian/Alaska Native	Female	38	0
Probable	60-69	American Indian/Alaska Native	Female	31	0
Probable	70-79	American Indian/Alaska Native	Female	10	0
Probable	80+	American Indian/Alaska Native	Female	6	Suppressed
Probable	Unknown	American Indian/Alaska Native	Female	Suppressed	0
Probable	0-9	Asian/Pacific Islander	Female	41	0
Probable	10-19	Asian/Pacific Islander	Female	88	0
Probable	20-29	Asian/Pacific Islander	Female	149	0
Probable	30-39	Asian/Pacific Islander	Female	114	0
Probable	40-49	Asian/Pacific Islander	Female	87	0
Probable	50-59	Asian/Pacific Islander	Female	78	0
Probable	60-69	Asian/Pacific Islander	Female	42	Suppressed
Probable	70-79	Asian/Pacific Islander	Female	15	Suppressed
Probable	80+	Asian/Pacific Islander	Female	Suppressed	0
Probable	Unknown	Asian/Pacific Islander	Female	6	0
Probable	0-9	Black/African American	Female	228	0
Probable	10-19	Black/African American	Female	542	0
Probable	20-29	Black/African American	Female	1004	0
Probable	30-39	Black/African American	Female	828	0
Probable	40-49	Black/African American	Female	663	6
Probable	50-59	Black/African American	Female	516	12
Probable	60-69	Black/African American	Female	329	20
Probable	70-79	Black/African American	Female	122	17
Probable	80+	Black/African American	Female	86	38
Probable	Unknown	Black/African American	Female	32	Suppressed
Probable	0-9	Multiple Races	Female	143	0
Probable	10-19	Multiple Races	Female	298	0
Probable	20-29	Multiple Races	Female	254	0
Probable	30-39	Multiple Races	Female	159	0
Probable	40-49	Multiple Races	Female	159	0
Probable	50-59	Multiple Races	Female	155	Suppressed
Probable	60-69	Multiple Races	Female	104	Suppressed

Probable	70-79	Multiple Races	Female	42	0
Probable	80+	Multiple Races	Female	31	7
Probable	Unknown	Multiple Races	Female	61	0
Probable	0-9	Other	Female	90	0
Probable	10-19	Other	Female	227	0
Probable	20-29	Other	Female	299	0
Probable	30-39	Other	Female	230	0
Probable	40-49	Other	Female	193	0
Probable	50-59	Other	Female	144	Suppressed
Probable	60-69	Other	Female	73	Suppressed
Probable	70-79	Other	Female	29	0
Probable	80+	Other	Female	13	Suppressed
Probable	Unknown	Other	Female	19	0
Probable	0-9	Unknown	Female	724	0
Probable	10-19	Unknown	Female	2144	0
Probable	20-29	Unknown	Female	2869	0
Probable	30-39	Unknown	Female	2167	0
Probable	40-49	Unknown	Female	2175	0
Probable	50-59	Unknown	Female	1993	Suppressed
Probable	60-69	Unknown	Female	1259	6
Probable	70-79	Unknown	Female	470	Suppressed
Probable	80+	Unknown	Female	292	24
Probable	Unknown	Unknown	Female	1636	0
Probable	0-9	White	Female	1639	0
Probable	10-19	White	Female	4591	Suppressed
Probable	20-29	White	Female	4920	0
Probable	30-39	White	Female	3974	Suppressed
Probable	40-49	White	Female	3860	8
Probable	50-59	White	Female	3643	31
Probable	60-69	White	Female	2302	43
Probable	70-79	White	Female	1158	84
Probable	80+	White	Female	1300	301
Probable	Unknown	White	Female	397	Suppressed
Probable	0-9	American Indian/Alaska Native	Male	39	0
Probable	10-19	American Indian/Alaska Native	Male	101	0
Probable	20-29	American Indian/Alaska Native	Male	77	0
Probable	30-39	American Indian/Alaska Native	Male	58	0
Probable	40-49	American Indian/Alaska Native	Male	46	0
Probable	50-59	American Indian/Alaska Native	Male	45	Suppressed
Probable	60-69	American Indian/Alaska Native	Male	23	Suppressed
Probable	70-79	American Indian/Alaska Native	Male	7	Suppressed
Probable	80+	American Indian/Alaska Native	Male	Suppressed	Suppressed
Probable	Unknown	American Indian/Alaska Native	Male	Suppressed	0
Probable	0-9	Asian/Pacific Islander	Male	51	0
Probable	10-19	Asian/Pacific Islander	Male	97	0
Probable	20-29	Asian/Pacific Islander	Male	155	0
Probable	30-39	Asian/Pacific Islander	Male	120	Suppressed
Probable	40-49	Asian/Pacific Islander	Male	79	0
Probable	50-59	Asian/Pacific Islander	Male	58	Suppressed
Probable	60-69	Asian/Pacific Islander	Male	27	Suppressed

Probable	70-79	Asian/Pacific Islander	Male	8	Suppressed
Probable	80+	Asian/Pacific Islander	Male	7	Suppressed
Probable	Unknown	Asian/Pacific Islander	Male	Suppressed	0
Probable	0-9	Black/African American	Male	259	0
Probable	10-19	Black/African American	Male	525	Suppressed
Probable	20-29	Black/African American	Male	751	0
Probable	30-39	Black/African American	Male	672	Suppressed
Probable	40-49	Black/African American	Male	526	10
Probable	50-59	Black/African American	Male	464	14
Probable	60-69	Black/African American	Male	271	30
Probable	70-79	Black/African American	Male	103	34
Probable	80+	Black/African American	Male	43	23
Probable	Unknown	Black/African American	Male	22	0
Probable	0-9	Multiple Races	Male	132	0
Probable	10-19	Multiple Races	Male	280	0
Probable	20-29	Multiple Races	Male	184	0
Probable	30-39	Multiple Races	Male	141	0
Probable	40-49	Multiple Races	Male	146	Suppressed
Probable	50-59	Multiple Races	Male	115	0
Probable	60-69	Multiple Races	Male	89	Suppressed
Probable	70-79	Multiple Races	Male	39	Suppressed
Probable	80+	Multiple Races	Male	17	7
Probable	Unknown	Multiple Races	Male	54	0
Probable	0-9	Other	Male	102	0
Probable	10-19	Other	Male	251	0
Probable	20-29	Other	Male	292	0
Probable	30-39	Other	Male	239	0
Probable	40-49	Other	Male	210	Suppressed
Probable	50-59	Other	Male	131	Suppressed
Probable	60-69	Other	Male	84	Suppressed
Probable	70-79	Other	Male	29	Suppressed
Probable	80+	Other	Male	9	Suppressed
Probable	Unknown	Other	Male	18	0
Probable	0-9	Unknown	Male	726	0
Probable	10-19	Unknown	Male	2139	Suppressed
Probable	20-29	Unknown	Male	2742	0
Probable	30-39	Unknown	Male	2154	Suppressed
Probable	40-49	Unknown	Male	1944	Suppressed
Probable	50-59	Unknown	Male	1911	Suppressed
Probable	60-69	Unknown	Male	1043	6
Probable	70-79	Unknown	Male	367	10
Probable	80+	Unknown	Male	174	13
Probable	Unknown	Unknown	Male	1400	0
Probable	0-9	White	Male	1765	0
Probable	10-19	White	Male	4556	Suppressed
Probable	20-29	White	Male	4224	Suppressed
Probable	30-39	White	Male	3373	Suppressed
Probable	40-49	White	Male	3255	13
Probable	50-59	White	Male	3322	33
Probable	60-69	White	Male	2081	74

Probable	70-79	White	Male	1001	116
Probable	80+	White	Male	694	189
Probable	Unknown	White	Male	345	0
Probable	0-9	American Indian/Alaska Native	Unknown	0	0
Probable	10-19	American Indian/Alaska Native	Unknown	0	0
Probable	20-29	American Indian/Alaska Native	Unknown	Suppressed	0
Probable	30-39	American Indian/Alaska Native	Unknown	0	0
Probable	40-49	American Indian/Alaska Native	Unknown	Suppressed	0
Probable	50-59	American Indian/Alaska Native	Unknown	Suppressed	0
Probable	60-69	American Indian/Alaska Native	Unknown	0	0
Probable	70-79	American Indian/Alaska Native	Unknown	Suppressed	0
Probable	80+	American Indian/Alaska Native	Unknown	0	0
Probable	Unknown	American Indian/Alaska Native	Unknown	Suppressed	0
Probable	0-9	Asian/Pacific Islander	Unknown	Suppressed	0
Probable	10-19	Asian/Pacific Islander	Unknown	Suppressed	0
Probable	20-29	Asian/Pacific Islander	Unknown	Suppressed	0
Probable	30-39	Asian/Pacific Islander	Unknown	Suppressed	0
Probable	40-49	Asian/Pacific Islander	Unknown	Suppressed	0
Probable	50-59	Asian/Pacific Islander	Unknown	Suppressed	0
Probable	60-69	Asian/Pacific Islander	Unknown	0	0
Probable	70-79	Asian/Pacific Islander	Unknown	0	0
Probable	80+	Asian/Pacific Islander	Unknown	0	0
Probable	Unknown	Asian/Pacific Islander	Unknown	Suppressed	0
Probable	0-9	Black/African American	Unknown	7	0
Probable	10-19	Black/African American	Unknown	9	0
Probable	20-29	Black/African American	Unknown	10	0
Probable	30-39	Black/African American	Unknown	Suppressed	0
Probable	40-49	Black/African American	Unknown	8	0
Probable	50-59	Black/African American	Unknown	6	0
Probable	60-69	Black/African American	Unknown	Suppressed	0
Probable	70-79	Black/African American	Unknown	Suppressed	0
Probable	80+	Black/African American	Unknown	0	0
Probable	Unknown	Black/African American	Unknown	Suppressed	0
Probable	0-9	Multiple Races	Unknown	10	0
Probable	10-19	Multiple Races	Unknown	22	0
Probable	20-29	Multiple Races	Unknown	20	0
Probable	30-39	Multiple Races	Unknown	19	0
Probable	40-49	Multiple Races	Unknown	14	0
Probable	50-59	Multiple Races	Unknown	10	0
Probable	60-69	Multiple Races	Unknown	Suppressed	0
Probable	70-79	Multiple Races	Unknown	Suppressed	0
Probable	80+	Multiple Races	Unknown	0	0
Probable	Unknown	Multiple Races	Unknown	15	0
Probable	0-9	Other	Unknown	8	0
Probable	10-19	Other	Unknown	20	0
Probable	20-29	Other	Unknown	7	0
Probable	30-39	Other	Unknown	13	0
Probable	40-49	Other	Unknown	9	0
Probable	50-59	Other	Unknown	Suppressed	0
Probable	60-69	Other	Unknown	Suppressed	0

Probable	70-79	Other	Unknown	0	0
Probable	80+	Other	Unknown	0	0
Probable	Unknown	Other	Unknown	Suppressed	0
Probable	0-9	Unknown	Unknown	230	0
Probable	10-19	Unknown	Unknown	561	0
Probable	20-29	Unknown	Unknown	816	0
Probable	30-39	Unknown	Unknown	644	0
Probable	40-49	Unknown	Unknown	681	0
Probable	50-59	Unknown	Unknown	534	0
Probable	60-69	Unknown	Unknown	291	0
Probable	70-79	Unknown	Unknown	115	0
Probable	80+	Unknown	Unknown	41	0
Probable	Unknown	Unknown	Unknown	2181	0
Probable	0-9	White	Unknown	52	0
Probable	10-19	White	Unknown	126	0
Probable	20-29	White	Unknown	78	0
Probable	30-39	White	Unknown	69	0
Probable	40-49	White	Unknown	75	0
Probable	50-59	White	Unknown	72	0
Probable	60-69	White	Unknown	31	0
Probable	70-79	White	Unknown	29	0
Probable	80+	White	Unknown	9	0
Probable	Unknown	White	Unknown	53	0

PUBLIC USE DATASETS

COVID-19 Tests by County

README

Data includes tests by type (diagnostic, serology or total combined) by county.

Diagnostic tests are used to find current infection and look for genes or proteins from the severe acute respiratory syndrome coronavirus 2 (SARS-CoV-2), the virus that causes COVID-19. These tests, which are performed as nasal swabs, include: Nucleic acid amplification test/real-time polymerase chain reaction (NAAT/RT-PCR) test and rapid virus antigen detection point of care (POC) tests.

Serology tests are used to look for the possibility of previous infection. Serology tests look for antibodies to SARS-CoV-2 in the blood. There are currently two types of serology tests: the enzyme-linked immunosorbent assay (ELISA) test and the rapid antibody detection POC test. Serology tests do not diagnose disease and do not guarantee immunity, but might provide information about previous infection.

Correctional includes state and federal prisons and county and city detection facilities.

Testing data represents total tests performed, not individuals tested. A single individual may have more than one test completed.

COVID-19 TESTS BY COUNTY 2021-06-17

Updated	COUNTY	TestType	Count	RatePerMillion
2021/06/17 14:30:24	Alcona	Serology	187	17972
2021/06/17 14:30:24	Alcona	Diagnostic	7865	755887
2021/06/17 14:30:24	Alcona	Total	8052	773859
2021/06/17 14:30:24	Alger	Serology	390	42819
2021/06/17 14:30:24	Alger	Diagnostic	8922	979578
2021/06/17 14:30:24	Alger	Total	9312	1022398
2021/06/17 14:30:24	Allegan	Diagnostic	123897	1049254
2021/06/17 14:30:24	Allegan	Serology	3115	26380
2021/06/17 14:30:24	Allegan	Total	127012	1075635
2021/06/17 14:30:24	Alpena	Serology	787	27706
2021/06/17 14:30:24	Alpena	Diagnostic	23221	817497
2021/06/17 14:30:24	Alpena	Total	24008	845203
2021/06/17 14:30:24	Antrim	Diagnostic	22987	985551
2021/06/17 14:30:24	Antrim	Serology	837	35886
2021/06/17 14:30:24	Antrim	Total	23824	1021437
2021/06/17 14:30:24	Arenac	Diagnostic	17673	1187462
2021/06/17 14:30:24	Arenac	Serology	512	34402
2021/06/17 14:30:24	Arenac	Total	18185	1221864
2021/06/17 14:30:24	Baraga	Diagnostic	9275	1129857
2021/06/17 14:30:24	Baraga	Serology	60	7309
2021/06/17 14:30:24	Baraga	Total	9335	1137167
2021/06/17 14:30:24	Barry	Diagnostic	62315	1012429
2021/06/17 14:30:24	Barry	Serology	2016	32754
2021/06/17 14:30:24	Barry	Total	64331	1045183
2021/06/17 14:30:24	Bay	Serology	7374	71505
2021/06/17 14:30:24	Bay	Diagnostic	132417	1284031
2021/06/17 14:30:24	Bay	Total	139791	1355536
2021/06/17 14:30:24	Benzie	Serology	781	43960
2021/06/17 14:30:24	Benzie	Diagnostic	13319	749690
2021/06/17 14:30:24	Benzie	Total	14100	793651
2021/06/17 14:30:24	Berrien	Diagnostic	246793	1608810
2021/06/17 14:30:24	Berrien	Serology	6233	40632
2021/06/17 14:30:24	Berrien	Total	253026	1649442
2021/06/17 14:30:24	Branch	Diagnostic	44691	1026978
2021/06/17 14:30:24	Branch	Serology	638	14661
2021/06/17 14:30:24	Branch	Total	45329	1041639
2021/06/17 14:30:24	Calhoun	Serology	1878	13998
2021/06/17 14:30:24	Calhoun	Diagnostic	208116	1551264
2021/06/17 14:30:24	Calhoun	Total	209994	1565262
2021/06/17 14:30:24	Cass	Serology	796	15371
2021/06/17 14:30:24	Cass	Diagnostic	41799	807133
2021/06/17 14:30:24	Cass	Total	42595	822504
2021/06/17 14:30:24	Charlevoix	Diagnostic	23884	913591
2021/06/17 14:30:24	Charlevoix	Serology	1139	43568
2021/06/17 14:30:24	Charlevoix	Total	25023	957159
2021/06/17 14:30:24	Cheboygan	Diagnostic	17480	691565
2021/06/17 14:30:24	Cheboygan	Serology	646	25558

2021/06/17 14:30:24	Cheboygan	Total	18126	717123
2021/06/17 14:30:24	Chippewa	Serology	362	9692
2021/06/17 14:30:24	Chippewa	Diagnostic	30417	814399
2021/06/17 14:30:24	Chippewa	Total	30779	824092
2021/06/17 14:30:24	Clare	Diagnostic	25028	808659
2021/06/17 14:30:24	Clare	Serology	1071	34604
2021/06/17 14:30:24	Clare	Total	26099	843263
2021/06/17 14:30:24	Clinton	Serology	4347	54614
2021/06/17 14:30:24	Clinton	Diagnostic	61576	773616
2021/06/17 14:30:24	Clinton	Total	65923	828230
2021/06/17 14:30:24	Correctional	Diagnostic	1009639	
2021/06/17 14:30:24	Correctional	Serology	27603	
2021/06/17 14:30:24	Correctional	Total	1037242	
2021/06/17 14:30:24	Crawford	Serology	372	26517
2021/06/17 14:30:24	Crawford	Diagnostic	11240	801198
2021/06/17 14:30:24	Crawford	Total	11612	827714
2021/06/17 14:30:24	Delta	Diagnostic	43357	1211631
2021/06/17 14:30:24	Delta	Serology	915	25570
2021/06/17 14:30:24	Delta	Total	44272	1237201
2021/06/17 14:30:24	Detroit City	Serology	28766	44269
2021/06/17 14:30:24	Detroit City	Diagnostic	858405	1321021
2021/06/17 14:30:24	Detroit City	Total	887171	1365290
2021/06/17 14:30:24	Dickinson	Serology	181	7171
2021/06/17 14:30:24	Dickinson	Diagnostic	20178	799477
2021/06/17 14:30:24	Dickinson	Total	20359	806648
2021/06/17 14:30:24	Eaton	Diagnostic	133636	1211920
2021/06/17 14:30:24	Eaton	Serology	6484	58802
2021/06/17 14:30:24	Eaton	Total	140120	1270722
2021/06/17 14:30:24	Emmet	Diagnostic	31756	950352
2021/06/17 14:30:24	Emmet	Serology	1604	48002
2021/06/17 14:30:24	Emmet	Total	33360	998354
2021/06/17 14:30:24	Genesee	Diagnostic	415430	1023698
2021/06/17 14:30:24	Genesee	Serology	21143	52100
2021/06/17 14:30:24	Genesee	Total	436573	1075798
2021/06/17 14:30:24	Gladwin	Diagnostic	21801	856654
2021/06/17 14:30:24	Gladwin	Serology	1227	48214
2021/06/17 14:30:24	Gladwin	Total	23028	904869
2021/06/17 14:30:24	Gogebic	Diagnostic	19038	1362290
2021/06/17 14:30:24	Gogebic	Serology	258	18462
2021/06/17 14:30:24	Gogebic	Total	19296	1380751
2021/06/17 14:30:24	Grand Traverse	Serology	6913	74263
2021/06/17 14:30:24	Grand Traverse	Diagnostic	91561	983596
2021/06/17 14:30:24	Grand Traverse	Total	98474	1057859
2021/06/17 14:30:24	Gratiot	Serology	1190	29230
2021/06/17 14:30:24	Gratiot	Diagnostic	59857	1470291
2021/06/17 14:30:24	Gratiot	Total	61047	1499521
2021/06/17 14:30:24	Hillsdale	Diagnostic	47500	1041552
2021/06/17 14:30:24	Hillsdale	Serology	1099	24098
2021/06/17 14:30:24	Hillsdale	Total	48599	1065651
2021/06/17 14:30:24	Houghton	Diagnostic	49271	1380759

2021/06/17 14:30:24	Houghton	Serology	270	7566
2021/06/17 14:30:24	Houghton	Total	49541	1388325
2021/06/17 14:30:24	Huron	Diagnostic	30980	999968
2021/06/17 14:30:24	Huron	Serology	926	29889
2021/06/17 14:30:24	Huron	Total	31906	1029857
2021/06/17 14:30:24	Ingham	Diagnostic	359838	1230611
2021/06/17 14:30:24	Ingham	Serology	20629	70549
2021/06/17 14:30:24	Ingham	Total	380467	1301160
2021/06/17 14:30:24	Ionia	Diagnostic	82055	1268297
2021/06/17 14:30:24	Ionia	Serology	2422	37436
2021/06/17 14:30:24	Ionia	Total	84477	1305733
2021/06/17 14:30:24	Iosco	Diagnostic	28144	1120070
2021/06/17 14:30:24	Iosco	Serology	649	25829
2021/06/17 14:30:24	Iosco	Total	28793	1145899
2021/06/17 14:30:24	Iron	Diagnostic	25434	2298391
2021/06/17 14:30:24	Iron	Serology	132	11928
2021/06/17 14:30:24	Iron	Total	25566	2310320
2021/06/17 14:30:24	Isabella	Diagnostic	62606	896010
2021/06/17 14:30:24	Isabella	Serology	1519	21740
2021/06/17 14:30:24	Isabella	Total	64125	917750
2021/06/17 14:30:24	Jackson	Diagnostic	237285	1496972
2021/06/17 14:30:24	Jackson	Serology	4152	26194
2021/06/17 14:30:24	Jackson	Total	241437	1523166
2021/06/17 14:30:24	Kalamazoo	Diagnostic	321442	1212687
2021/06/17 14:30:24	Kalamazoo	Serology	7229	27272
2021/06/17 14:30:24	Kalamazoo	Total	328671	1239959
2021/06/17 14:30:24	Kalkaska	Diagnostic	17965	995953
2021/06/17 14:30:24	Kalkaska	Serology	832	46125
2021/06/17 14:30:24	Kalkaska	Total	18797	1042078
2021/06/17 14:30:24	Kent	Diagnostic	957535	1457535
2021/06/17 14:30:24	Kent	Serology	47950	72988
2021/06/17 14:30:24	Kent	Total	1005485	1530523
2021/06/17 14:30:24	Keweenaw	Diagnostic	2359	1114839
2021/06/17 14:30:24	Keweenaw	Serology	32	15123
2021/06/17 14:30:24	Keweenaw	Total	2391	1129962
2021/06/17 14:30:24	Lake	Diagnostic	11958	1008859
2021/06/17 14:30:24	Lake	Serology	230	19404
2021/06/17 14:30:24	Lake	Total	12188	1028263
2021/06/17 14:30:24	Lapeer	Serology	3830	43718
2021/06/17 14:30:24	Lapeer	Diagnostic	72575	828416
2021/06/17 14:30:24	Lapeer	Total	76405	872134
2021/06/17 14:30:24	Leelanau	Diagnostic	13109	602408
2021/06/17 14:30:24	Leelanau	Serology	1122	51560
2021/06/17 14:30:24	Leelanau	Total	14231	653968
2021/06/17 14:30:24	Lenawee	Diagnostic	134608	1367259
2021/06/17 14:30:24	Lenawee	Serology	2393	24307
2021/06/17 14:30:24	Lenawee	Total	137001	1391565
2021/06/17 14:30:24	Livingston	Diagnostic	219055	1140941
2021/06/17 14:30:24	Livingston	Serology	8585	44715
2021/06/17 14:30:24	Livingston	Total	227640	1185656

2021/06/17 14:30:24	Luce	Diagnostic	7079	1136459
2021/06/17 14:30:24	Luce	Serology	37	5940
2021/06/17 14:30:24	Luce	Total	7116	1142398
2021/06/17 14:30:24	Mackinac	Diagnostic	9889	915733
2021/06/17 14:30:24	Mackinac	Serology	149	13798
2021/06/17 14:30:24	Mackinac	Total	10038	929531
2021/06/17 14:30:24	Macomb	Diagnostic	965551	1104785
2021/06/17 14:30:24	Macomb	Serology	66066	75593
2021/06/17 14:30:24	Macomb	Total	1031617	1180378
2021/06/17 14:30:24	Manistee	Diagnostic	20544	836550
2021/06/17 14:30:24	Manistee	Serology	975	39702
2021/06/17 14:30:24	Manistee	Total	21519	876252
2021/06/17 14:30:24	Marquette	Serology	1430	21440
2021/06/17 14:30:24	Marquette	Diagnostic	135766	2035503
2021/06/17 14:30:24	Marquette	Total	137196	2056942
2021/06/17 14:30:24	Mason	Serology	1082	37126
2021/06/17 14:30:24	Mason	Diagnostic	35339	1212565
2021/06/17 14:30:24	Mason	Total	36421	1249691
2021/06/17 14:30:24	Mecosta	Diagnostic	42222	971671
2021/06/17 14:30:24	Mecosta	Serology	1048	24118
2021/06/17 14:30:24	Mecosta	Total	43270	995789
2021/06/17 14:30:24	Menominee	Diagnostic	26136	1147322
2021/06/17 14:30:24	Menominee	Serology	164	7199
2021/06/17 14:30:24	Menominee	Total	26300	1154522
2021/06/17 14:30:24	Midland	Diagnostic	71218	856439
2021/06/17 14:30:24	Midland	Serology	7679	92345
2021/06/17 14:30:24	Midland	Total	78897	948783
2021/06/17 14:30:24	Missaukee	Diagnostic	11605	767628
2021/06/17 14:30:24	Missaukee	Serology	673	44516
2021/06/17 14:30:24	Missaukee	Total	12278	812144
2021/06/17 14:30:24	Monroe	Diagnostic	166456	1106020
2021/06/17 14:30:24	Monroe	Serology	6317	41973
2021/06/17 14:30:24	Monroe	Total	172773	1147993
2021/06/17 14:30:24	Montcalm	Diagnostic	83060	1300088
2021/06/17 14:30:24	Montcalm	Serology	2499	39115
2021/06/17 14:30:24	Montcalm	Total	85559	1339203
2021/06/17 14:30:24	Montmorency	Diagnostic	8913	955510
2021/06/17 14:30:24	Montmorency	Serology	411	44061
2021/06/17 14:30:24	Montmorency	Total	9324	999571
2021/06/17 14:30:24	Muskegon	Serology	3913	22545
2021/06/17 14:30:24	Muskegon	Diagnostic	222507	1281973
2021/06/17 14:30:24	Muskegon	Total	226420	1304518
2021/06/17 14:30:24	Newaygo	Diagnostic	48296	986035
2021/06/17 14:30:24	Newaygo	Serology	1794	36627
2021/06/17 14:30:24	Newaygo	Total	50090	1022662
2021/06/17 14:30:24	Oakland	Serology	121189	96367
2021/06/17 14:30:24	Oakland	Diagnostic	1498064	1191224
2021/06/17 14:30:24	Oakland	Total	1619253	1287590
2021/06/17 14:30:24	Oceana	Serology	949	35856
2021/06/17 14:30:24	Oceana	Diagnostic	37272	1408244

2021/06/17 14:30:24	Oceana	Total	38221	1444100
2021/06/17 14:30:24	Ogemaw	Serology	605	28814
2021/06/17 14:30:24	Ogemaw	Diagnostic	20125	958470
2021/06/17 14:30:24	Ogemaw	Total	20730	987284
2021/06/17 14:30:24	Ontonagon	Diagnostic	7988	1396503
2021/06/17 14:30:24	Ontonagon	Serology	72	12587
2021/06/17 14:30:24	Ontonagon	Total	8060	1409091
2021/06/17 14:30:24	Osceola	Diagnostic	26414	1125916
2021/06/17 14:30:24	Osceola	Serology	1069	45567
2021/06/17 14:30:24	Osceola	Total	27483	1171483
2021/06/17 14:30:24	Oscoda	Diagnostic	6013	729644
2021/06/17 14:30:24	Oscoda	Serology	390	47324
2021/06/17 14:30:24	Oscoda	Total	6403	776969
2021/06/17 14:30:24	Otsego	Serology	1015	41146
2021/06/17 14:30:24	Otsego	Diagnostic	23877	967934
2021/06/17 14:30:24	Otsego	Total	24892	1009081
2021/06/17 14:30:24	Ottawa	Diagnostic	399123	1367656
2021/06/17 14:30:24	Ottawa	Serology	15285	52376
2021/06/17 14:30:24	Ottawa	Total	414408	1420032
2021/06/17 14:30:24	Presque Isle	Serology	568	45108
2021/06/17 14:30:24	Presque Isle	Diagnostic	11452	909466
2021/06/17 14:30:24	Presque Isle	Total	12020	954574
2021/06/17 14:30:24	Roscommon	Serology	748	31142
2021/06/17 14:30:24	Roscommon	Diagnostic	20876	869145
2021/06/17 14:30:24	Roscommon	Total	21624	900287
2021/06/17 14:30:24	Saginaw	Diagnostic	263479	1382809
2021/06/17 14:30:24	Saginaw	Serology	9860	51748
2021/06/17 14:30:24	Saginaw	Total	273339	1434557
2021/06/17 14:30:24	Sanilac	Diagnostic	52659	1279062
2021/06/17 14:30:24	Sanilac	Serology	1536	37309
2021/06/17 14:30:24	Sanilac	Total	54195	1316371
2021/06/17 14:30:24	Schoolcraft	Diagnostic	6465	798740
2021/06/17 14:30:24	Schoolcraft	Serology	65	8031
2021/06/17 14:30:24	Schoolcraft	Total	6530	806770
2021/06/17 14:30:24	Shiawassee	Diagnostic	73850	1084084
2021/06/17 14:30:24	Shiawassee	Serology	2719	39914
2021/06/17 14:30:24	Shiawassee	Total	76569	1123998
2021/06/17 14:30:24	St Clair	Serology	8905	55961
2021/06/17 14:30:24	St Clair	Diagnostic	155906	979752
2021/06/17 14:30:24	St Clair	Total	164811	1035713
2021/06/17 14:30:24	St Joseph	Serology	1695	27803
2021/06/17 14:30:24	St Joseph	Diagnostic	59959	983515
2021/06/17 14:30:24	St Joseph	Total	61654	1011318
2021/06/17 14:30:24	Tuscola	Diagnostic	65519	1254072
2021/06/17 14:30:24	Tuscola	Serology	2335	44693
2021/06/17 14:30:24	Tuscola	Total	67854	1298765
2021/06/17 14:30:24	Unknown	Serology	27784	
2021/06/17 14:30:24	Unknown	Diagnostic	573125	
2021/06/17 14:30:24	Unknown	Total	600909	
2021/06/17 14:30:24	Van Buren	Diagnostic	100103	1322766

2021/06/17 14:30:24	Van Buren	Serology	1790	23653
2021/06/17 14:30:24	Van Buren	Total	101893	1346420
2021/06/17 14:30:24	Washtenaw	Diagnostic	776438	2112176
2021/06/17 14:30:24	Washtenaw	Serology	18457	50209
2021/06/17 14:30:24	Washtenaw	Total	794895	2162385
2021/06/17 14:30:24	Wayne	Diagnostic	1494045	1353532
2021/06/17 14:30:24	Wayne	Serology	80886	73279
2021/06/17 14:30:24	Wayne	Total	1574931	1426811
2021/06/17 14:30:24	Wexford	Diagnostic	32187	957063
2021/06/17 14:30:24	Wexford	Serology	1326	39428
2021/06/17 14:30:24	Wexford	Total	33513	996491

PUBLIC USE DATASETS

Diagnostic Tests by Result and County

README

Data include diagnostic tests for COVID-19 by date and county.

Diagnostic tests are used to find current infection and look for genes or proteins from the severe acute respiratory syndrome coronavirus 2 (SARS-CoV-2), the virus that causes COVID-19. These tests, which are performed as nasal swabs, include: Nucleic acid amplification test/real-time polymerase chain reaction (NAAT/RT-PCR) test and rapid virus antigen detection point of care (POC) tests.

Correctional includes state and federal prisons and county and city detention facilities.

Testing data represents total tests performed, not individuals tested. A single individual may have more than one test completed.

The total number of positive tests may exceed the number of confirmed cases due to 1) a single individual may have more than one test performed; 2) MDHHS may receive data on positive tests in advance of a local health department classifying an individual as a confirmed or probable case, and 3) although efforts have been made to de-duplicate testing data, some duplication may occur.

DIAGNOSTIC TESTS BY RESULT AND COUNTY 2021-06-17

MessageDate	COUNTY	Negative	Positive	Total
6/16/2021	Alcona	17	0	17
6/16/2021	Alger	4	0	4
6/16/2021	Allegan	133	4	137
6/16/2021	Alpena	55	0	55
6/16/2021	Antrim	36	0	36
6/16/2021	Arenac	36	0	36
6/16/2021	Baraga	37	0	37
6/16/2021	Barry	71	2	73
6/16/2021	Bay	175	2	177
6/16/2021	Benzie	26	0	26
6/16/2021	Berrien	338	5	343
6/16/2021	Branch	108	3	111
6/16/2021	Calhoun	199	4	203
6/16/2021	Cass	51	0	51
6/16/2021	Charlevoix	32	0	32
6/16/2021	Cheboygan	30	0	30
6/16/2021	Chippewa	298	0	298
6/16/2021	Clare	31	0	31
6/16/2021	Clinton	72	1	73
6/16/2021	Correctional	3181	3	3184
6/16/2021	Crawford	10	0	10
6/16/2021	Delta	38	0	38
6/16/2021	Detroit City	1576	16	1592
6/16/2021	Dickinson	32	1	33
6/16/2021	Eaton	178	1	179
6/16/2021	Emmet	52	2	54
6/16/2021	Genesee	522	10	532
6/16/2021	Gladwin	34	1	35
6/16/2021	Gogebic	17	0	17
6/16/2021	Grand Traverse	101	2	103
6/16/2021	Gratiot	47	0	47
6/16/2021	Hillsdale	65	0	65
6/16/2021	Houghton	55	3	58
6/16/2021	Huron	15	0	15
6/16/2021	Ingham	473	3	476
6/16/2021	Ionia	80	2	82
6/16/2021	Iosco	33	0	33
6/16/2021	Iron	16	0	16
6/16/2021	Isabella	81	0	81
6/16/2021	Jackson	359	6	365
6/16/2021	Kalamazoo	409	10	419
6/16/2021	Kalkaska	31	4	35
6/16/2021	Kent	1091	26	1117
6/16/2021	Keweenaw	3	0	3
6/16/2021	Lake	12	0	12
6/16/2021	Lapeer	91	0	91
6/16/2021	Leelanau	16	0	16

6/16/2021	Lenawee	232	4	236
6/16/2021	Livingston	369	6	375
6/16/2021	Luce	27	0	27
6/16/2021	Mackinac	37	0	37
6/16/2021	Macomb	1293	15	1308
6/16/2021	Manistee	46	0	46
6/16/2021	Marquette	230	0	230
6/16/2021	Mason	48	0	48
6/16/2021	Mecosta	33	3	36
6/16/2021	Menominee	49	0	49
6/16/2021	Midland	92	2	94
6/16/2021	Missaukee	18	0	18
6/16/2021	Monroe	208	4	212
6/16/2021	Montcalm	96	1	97
6/16/2021	Montmorency	15	0	15
6/16/2021	Muskegon	249	3	252
6/16/2021	Newaygo	66	1	67
6/16/2021	Oakland	2361	21	2382
6/16/2021	Oceana	33	0	33
6/16/2021	Ogemaw	26	2	28
6/16/2021	Ontonagon	11	0	11
6/16/2021	Osceola	47	1	48
6/16/2021	Oscoda	11	0	11
6/16/2021	Otsego	56	0	56
6/16/2021	Ottawa	451	9	460
6/16/2021	Presque Isle	17	0	17
6/16/2021	Roscommon	33	0	33
6/16/2021	Saginaw	279	7	286
6/16/2021	Sanilac	23	0	23
6/16/2021	Schoolcraft	4	0	4
6/16/2021	Shiawassee	94	2	96
6/16/2021	St Clair	207	4	211
6/16/2021	St Joseph	87	4	91
6/16/2021	Tuscola	56	1	57
6/16/2021	Unknown	435	7	442
6/16/2021	Van Buren	120	0	120
6/16/2021	Washtenaw	984	4	988
6/16/2021	Wayne	2170	29	2199
6/16/2021	Wexford	63	2	65