



Western Michigan University
ScholarWorks at WMU

Cumulative Michigan COVID-19 Data

Michigan COVID-19 State Data

6-30-2021

2021-06-30_MichiganOverview_COVIDstats

Michigan Department of Health & Human Services

Follow this and additional works at: <https://scholarworks.wmich.edu/michigan-covid-data-state-cumulative>



Part of the Public Health Commons

WMU ScholarWorks Citation

Michigan Department of Health & Human Services, "2021-06-30_MichiganOverview_COVIDstats" (2021).
Cumulative Michigan COVID-19 Data. 412.

<https://scholarworks.wmich.edu/michigan-covid-data-state-cumulative/412>

This Website is brought to you for free and open access
by the Michigan COVID-19 State Data at ScholarWorks at
WMU. It has been accepted for inclusion in Cumulative
Michigan COVID-19 Data by an authorized administrator
of ScholarWorks at WMU. For more information, please
contact wmu-scholarworks@wmich.edu.



Coronavirus

MI SAFE START

CONTAIN COVID

RESOURCES

PRESS RELEASES

DONATE

VIDEO UPDATES

CORONAVIRUS / MICHIGAN DATA

Michigan Data

Hospitals

Long Term
Care Facilities

Coronavirus
Symptoms

Cumulative
Recovered

Outbreak
Reporting

School-Related
Outbreak
Reporting

Wastewater
Surveillance

Testing
Turnaround
Time

MIS-C Data
and Reporting

Data and
Modeling
Updates

Data is no longer being updated on Saturday/Sunday. Data will not be updated Monday, July 5 due to the state holiday.

The State of Michigan is working around the clock to test and treat COVID-19 patients. Below is the most recent data healthcare experts across the state have compiled. It is updated Monday - Friday.

CURRENT STATUS

DAILY CASES

CUMULATIVE TRENDS

DEMOGRAPHICS

TOTAL TESTING

CONFIRMATORY TESTING

LEARN MORE

View Cases

View Deaths

View Table

Select Preparedness Region:

All

Select County:

All

This report is provisional and subject to change. City of Detroit and Wayne County are reported separately. MDHHS began tracking probable cases April 5, 2020. FCI indicates federal correctional institute. MDOC indicates Michigan Department of Corrections. Diagnostic tests, including nucleic acid amplification/real-time polymerase chain reaction (NAAT/RT-PCR) and rapid virus antigen detection tests, look for current infection. Serology (antibody) tests are used to look for the possibility of previous infection.

Source: Michigan Disease Surveillance System (MDSS) and Vital Records.

COVID-19 Cases by County

Confirmed cases include individuals with a positive NAAT/RT-PCR test for COVID-19. Probable cases include individuals with either a positive rapid antigen detection test OR COVID-19 symptoms and an epidemiologic link to a confirmed COVID-19 case, but no diagnostic test.

Cases by County

21-822

823-3214

3215-11262

11263-118737

118738+

Michigan

Wednesday, June 30, 2021

Current Totals

Laboratory Testing

Test Type	Tests Performed
Diagnostic	14,255,048
Serology	634,336
Total	14,889,384

Microsoft Power BI

< 1 of 7 >

Cases by Hispanic/Latino Ethnicity

Hispanic/Latino Ethnicity	Percentage of Overall Cases by Ethnicity	Percentage of Deceased Cases by Ethnicity
Hispanic/Latino	5.35%	3.20%

PUBLIC USE DATASETS 06/30/2021

(Downloadable .xlsx files)

https://www.michigan.gov/coronavirus/0,9753,7-406-98163_98173---,00.html

1/2

Hispanic/Latino Ethnicity	Percentage of Overall Cases by Ethnicity	Percentage of Deceased Cases by Ethnicity
Non-Hispanic Latino	70.14%	84.94%
Unknown	24.51%	11.86%

Totals may not add to 100% due to rounding

Cases and Deaths by County

Cases and Deaths by County by Date of Onset of Symptoms and Date of Death

Cases by Demographics Statewide

COVID-19 Tests by County

Diagnostic Tests by Result and County

Cases by Arab Ethnicity

Arab Ethnicity	Percentage of Overall Cases by Ethnicity	Percentage of Deceased Cases by Ethnicity
Arab	2.81%	1.72%
Non-Arab	50.46%	53.81%
Unknown	46.73%	44.47%



Totals may not add to 100% due to rounding

MICHIGAN.GOV HOME
ADA
MICHIGAN NEWS
POLICIES

COPYRIGHT 2021 STATE OF MICHIGAN

Cumulative Total of Recovered COVID-19 Cases

Cumulative Total of Recovered COVID-19 Cases (as of 06/25/2021): 865,577

During this response, MDHHS is reviewing vital records statistics to identify any laboratory confirmed COVID-19 cases who are 30 days out from their onset of illness to represent recovery status. As the pandemic continues to impact Michigan, this pool will expand to include more cases. Recovered is defined as the number of persons with a confirmed COVID-19 diagnosis who are alive 30 days post-onset (or referral date if onset is not available). The number of persons recovered on June 25, 2021 represents COVID-19 confirmed individuals with an onset date on or prior to May 24, 2021. If an individual dies from a COVID-related cause >30 days from onset/referral, they are removed from the number of persons recovered. These numbers will be updated every Monday.

Source: Michigan Disease Surveillance System and Vital Records

[View Cases](#)[View Deaths](#)[View Table](#)

Select Preparedness Region:

All



Select County:

All



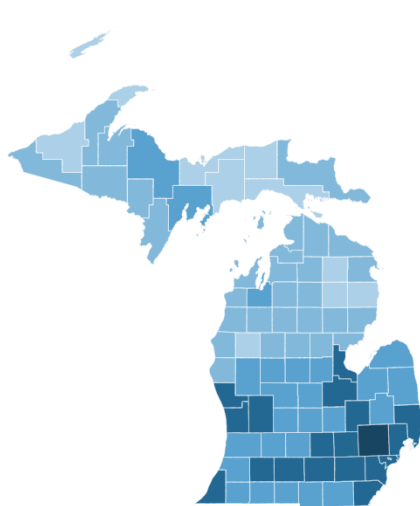
This report is provisional and subject to change. City of Detroit and Wayne County are reported separately. MDHHS began tracking probable cases April 5, 2020. FCI indicates federal correctional institute. MDOC indicates Michigan Department of Corrections. Diagnostic tests, including nucleic acid amplification/real-time polymerase chain reaction (NAAT/RT-PCR) and rapid virus antigen detection tests, look for current infection. Serology (antibody) tests are used to look for the possibility of previous infection.

Source: Michigan Disease Surveillance System (MDSS) and Vital Records.

COVID-19 Cases by County

Confirmed cases include individuals with a positive NAAT/RT-PCR test for COVID-19. Probable cases include individuals with either a positive rapid antigen detection test OR COVID-19 symptoms and an epidemiologic link to a confirmed COVID-19 case, but no diagnostic test.

Cases by County



Michigan

Wednesday, June 30, 2021

Michigan (Statewide) Case Fatality Rate

2.2%

Current Totals

Case Status	Cases	Deaths
Confirmed	894,628	19,748
Probable	105,391	1,251
Total	1,000,019	20,999

Laboratory Testing

Test Type	Tests Performed
Diagnostic	14,255,048
Serology	634,336
Total	14,889,384

[View Cases](#)[View Deaths](#)[View Table](#)

Select Preparedness Region:

All



Select County:

All



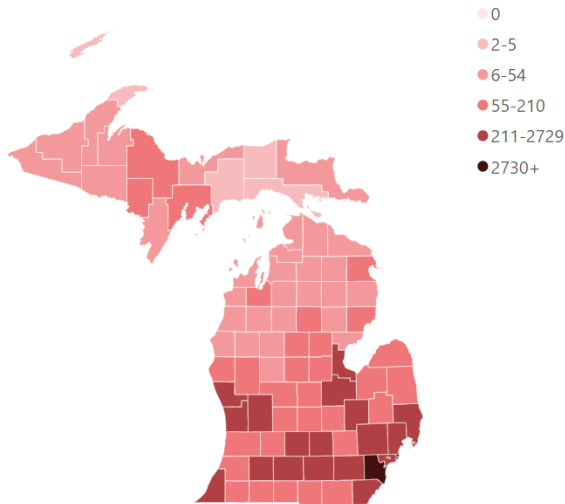
This report is provisional and subject to change. City of Detroit and Wayne County are reported separately. MDHHS began tracking probable cases April 5, 2020. FCI indicates federal correctional institute. MDOC indicates Michigan Department of Corrections. Diagnostic tests, including nucleic acid amplification/real-time polymerase chain reaction (NAAT/RT-PCR) and rapid virus antigen detection tests, look for current infection. Serology (antibody) tests are used to look for the possibility of previous infection.

Source: Michigan Disease Surveillance System (MDSS) and Vital Records.

COVID-19 Deaths by County

Confirmed deaths include individuals who had a confirmed COVID-19 infection AND are either classified as deceased during the case investigation, have COVID-19 indicated as a cause of death on their death certificate, or who die within 30 days of infection and their manner of death is listed as natural. Probable deaths include individuals who have COVID-19 indicated on their death certificate where there is no available evidence of a confirmatory test result (positive or negative).

Deaths by County



Michigan

Wednesday, June 30, 2021

Michigan (Statewide) Case Fatality Rate

2.2%

Current Totals

Case Status	Cases	Deaths
Confirmed	894,628	19,748
Probable	105,391	1,251
Total	1,000,019	20,999

Laboratory Testing

Test Type	Tests Performed
Diagnostic	14,255,048
Serology	634,336
Total	14,889,384

Cases

Deaths

View Table

Select Preparedness Region:

All



Select County:

All



Cases are shown by onset date or by lab specimen collection date if onset date was unavailable. Deaths are shown by date of death or date of last status update if date of death was unavailable. Tracking of probable cases and deaths did not begin until April 5, 2020, therefore only probable cases referred for investigation on or after April 5, 2020 are displayed (onset may have been prior).

Notes: FCI indicates federal correctional institute. MDOC indicates Michigan Department of Corrections.

Daily Cases by Status

The number of daily confirmed cases represent the total number of people who had a positive NAAT/RT-PCR test for COVID-19. Cases are shown by the date of onset of symptoms.

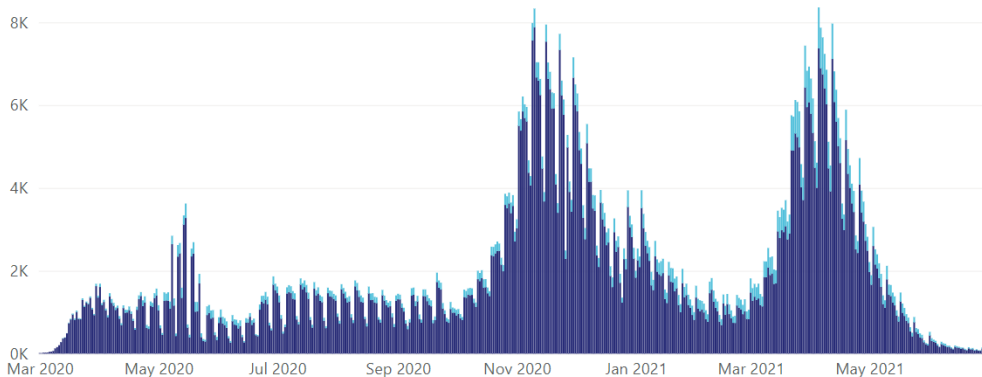
Filter by Date:

3/1/2020

6/30/2021

Cases by Date of Onset

Case Status ● Confirmed ● Probable



Cases

Deaths

View Table

Select Preparedness Region:

All



Select County:

All



Cases are shown by onset date or by lab specimen collection date if onset date was unavailable. Deaths are shown by date of death or date or last status update if date of death was unavailable. Tracking of probable cases and deaths did not begin until April 5, 2020, therefore only probable cases referred for investigation on or after April 5, 2020 are displayed (onset may have been prior).

Notes: FCI indicates federal correctional institute. MDOC indicates Michigan Department of Corrections.

Daily Deaths by Status

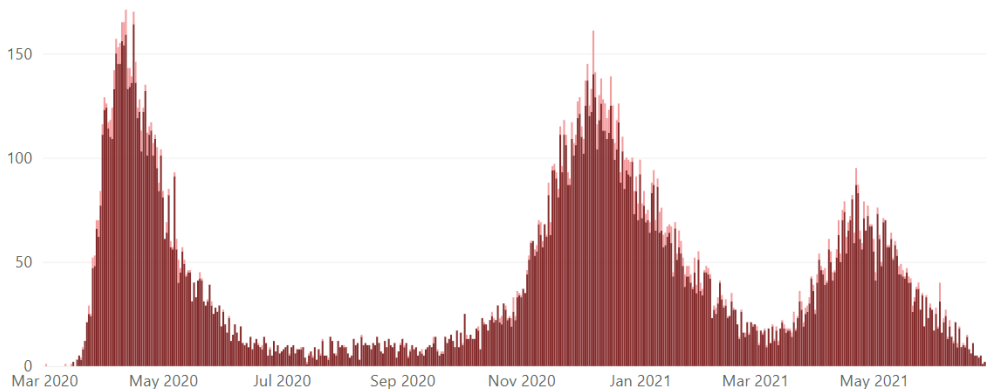
Confirmed deaths include individuals who had a confirmed COVID-19 infection and are classified as deceased by the case investigation, have COVID-19 indicated as a cause of death on their death certificate, or who die within 30 days of infection and their manner of death is listed as natural. Data are shown by the date of death.

Filter by Date:

3/1/2020

6/30/2021

Deaths by Date of Death

Case Status ● Confirmed ● Probable

View Table

View Chart

Select Preparedness Region:

All

Select County:

All

Cases are shown by onset date or by lab specimen collection date if onset date was unavailable. Deaths are shown by date of death or date of last status update if date of death was unavailable. Tracking of probable cases and deaths did not begin until April 5, 2020, therefore these data are not displayed by date.

Notes: FCI indicates federal correctional institute. MDOC indicates Michigan Department of Corrections.

Cumulative Confirmed Cases and Deaths among Confirmed Cases

Cumulative cases represent the total number of people who had a positive NAAT/RT-PCR test for COVID-19. Cases are shown by the date of onset of symptoms. Cumulative Deaths represent the total number of people who had a confirmed COVID-19 infection AND are either classified as deceased during the case investigation, have COVID-19 indicated as a cause of death on their death certificate, or who die within 30 days of onset and their manner of death is listed as natural. Deaths are shown by date of death.

Filter By Date:

3/1/2020

6/30/2021

Cumulative Confirmed Cases and Deaths among Confirmed Cases by Date

● Confirmed Cases ● Deaths

0.8M

0.6M

0.4M

0.2M

0.0M

Mar 2020

May 2020

Jul 2020

Sep 2020

Nov 2020

Jan 2021

Mar 2021

May 2021



Cases by Demographic Characteristics

Data are suppressed when the number of cases is five or below to protect the confidentiality of individuals. The sum of the cases for individual categories may be fewer than the total number of cases due to data suppression. Rates are not calculated for multiple races, other, and unknown race categories due to the unavailability of an appropriate denominator.

Cases

Deaths

Select case status:

- ☒ Confirmed
☐ Probable

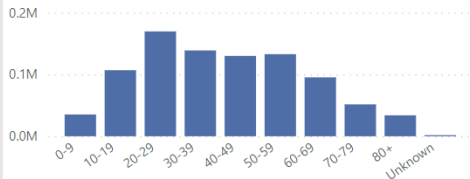
Select Preparedness Region:

All

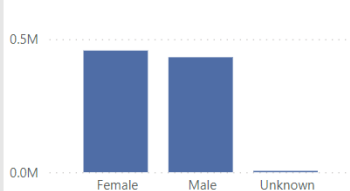
Select county:

All

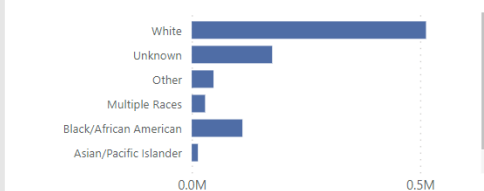
Cases by Age Group



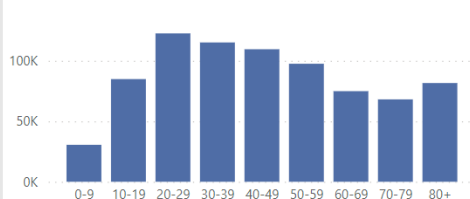
Cases by Sex



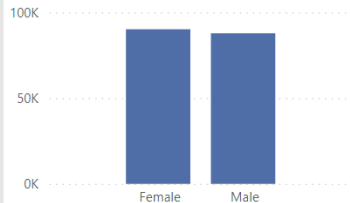
Cases by Race



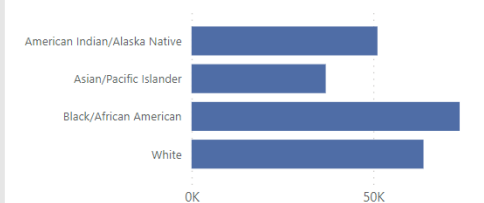
Cases per Million by Age Group



Cases per Million by Sex



Cases per Million by Race



Cases by Demographic Characteristics

Data are suppressed when the number of cases is five or below to protect the confidentiality of individuals. The sum of the cases for individual categories may be fewer than the total number of cases due to data suppression. Rates are not calculated for multiple races, other, and unknown race categories due to the unavailability of an appropriate denominator.

Cases

Deaths

Select case status:

☐ Confirmed☒ Probable

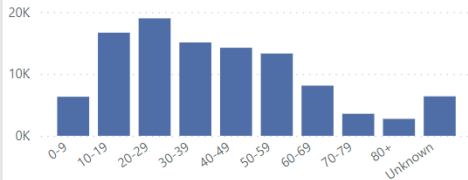
Select Preparedness Region:

All

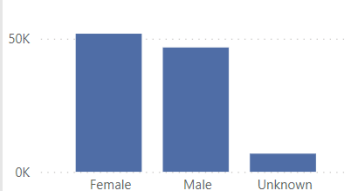
Select county:

All

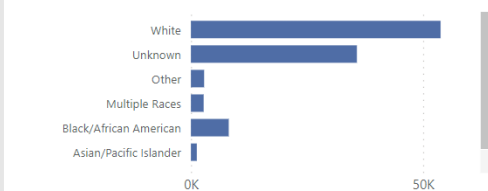
Cases by Age Group



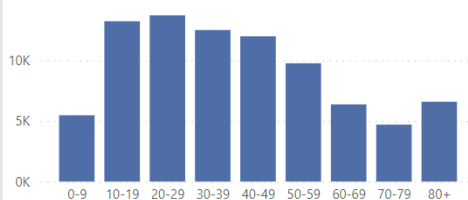
Cases by Sex



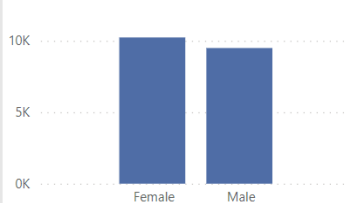
Cases by Race



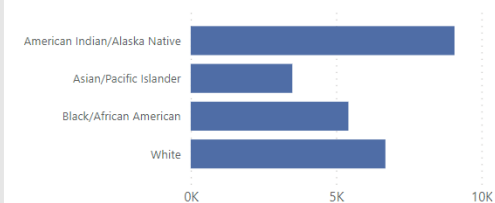
Cases per Million by Age Group



Cases per Million by Sex



Cases per Million by Race



Deaths by Demographic Characteristics

Data are suppressed when the number of deaths is five or below to protect the confidentiality of individuals. The sum of the deaths for individual categories may be fewer than the total number of deaths due to data suppression. Rates are not calculated for multiple races, other, and unknown race categories due to the unavailability of an appropriate denominator.

Cases

Deaths

Select case status:

- ☒ Confirmed
☐ Probable

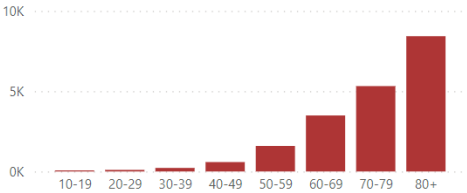
Select Preparedness Region:

All

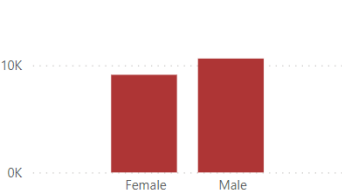
Select county:

All

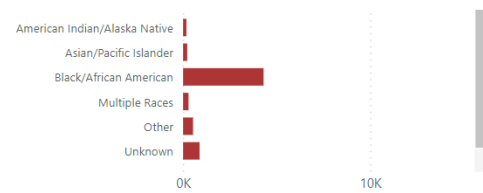
Deaths by Age Group



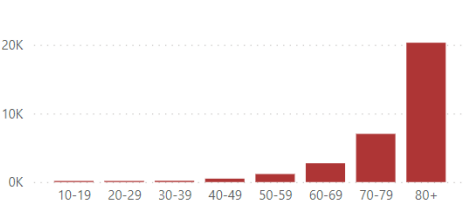
Deaths by Sex



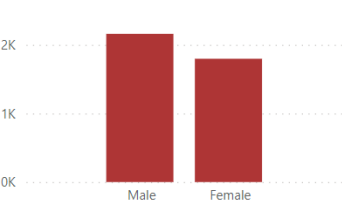
Deaths by Race



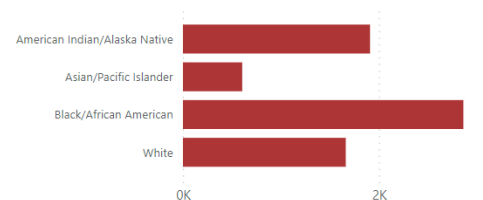
Deaths per Million by Age Group



Deaths per Million by Sex



Deaths per Million by Race



Deaths by Demographic Characteristics

Data are suppressed when the number of deaths is five or below to protect the confidentiality of individuals. The sum of the deaths for individual categories may be fewer than the total number of deaths due to data suppression. Rates are not calculated for multiple races, other, and unknown race categories due to the unavailability of an appropriate denominator.

Cases

Deaths

Select case status:

- ☐ Confirmed
☒ Probable

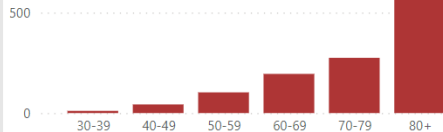
Select Preparedness Region:

All

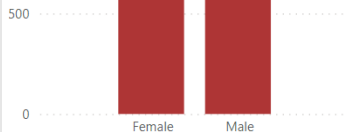
Select county:

All

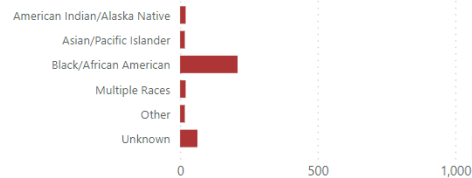
Deaths by Age Group



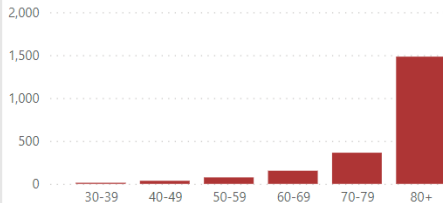
Deaths by Sex



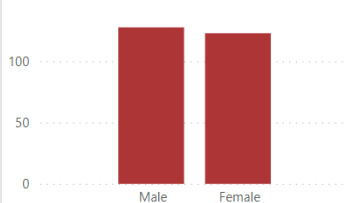
Deaths by Race



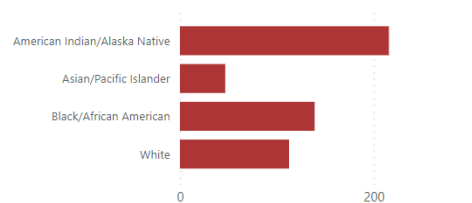
Deaths per Million by Age Group



Deaths per Million by Sex



Deaths per Million by Race



[View Table](#)[View Charts](#)

Select Preparedness Region:

All

Select County:

All

Confirmatory tests are used to find current infection and look for genes from the severe acute respiratory syndrome coronavirus 2 (SARS-CoV-2), the virus that causes COVID-19. These tests, which are performed as nasal swabs, include: Nucleic acid amplification test/real-time polymerase chain reaction (NAAT/RT-PCR) tests.

Serology tests are used to look for the possibility of previous infection. Serology tests look for antibodies to SARS-CoV-2 in the blood. There are currently two types of serology tests: the enzyme-linked immunosorbent assay (ELISA) test and the rapid antibody detection test. Serology tests do not diagnose disease and do not guarantee immunity, but might provide information about previous infection.

Total Covid-19 Laboratory Tests

Total testing includes both confirmatory tests which are used to determine if an individual currently has COVID-19 and serology testing which is used to determine if a person has antibodies to COVID-19.

Filter by Date:

3/10/2020

6/29/2021

Total Laboratory Tests by Type and Date

Test Type ● Diagnostic ● Serology

100K

50K

0K

May 2020

Jul 2020

Sep 2020

Nov 2020

Jan 2021

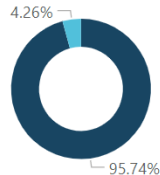
Mar 2021

May 2021

Total Tests Completed to Date

Test Type	Count	Tests per Million Residents
Diagnostic	14,255,048	1,426,770
Serology	634,336	63,490
Total	14,889,384	1,490,260

Percent of Tests Completed by Type



Test Type

● Diagnostic

● Serology

View Table

View Charts

Select Preparedness Region

All



Select County

All



Confirmatory tests are used to find current infection and look for genes from the severe acute respiratory syndrome coronavirus 2 (SARS-CoV-2), the virus that causes COVID-19. These tests, which are performed as nasal swabs, include: Nucleic acid amplification test/real-time polymerase chain reaction (NAAT/RT-PCR) tests. Confirmatory tests do not include serology tests which look for antibodies to SARS-Cov-2 in the blood.

Confirmatory Covid-19 Laboratory Tests

Confirmatory tests are used to determine if an individual is currently infected with COVID-19.

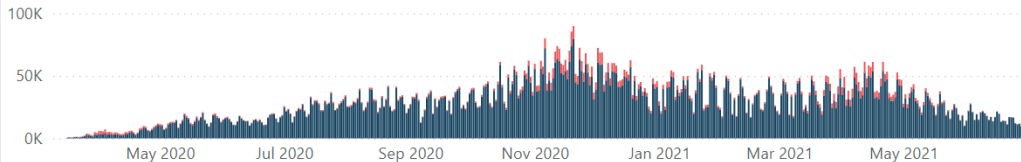
Filter by Date

3/10/2020

6/29/2021

Total Laboratory Tests by Type and Date

Test Type ● Negative ● Positive



Percent of Confirmatory Tests That Were Positive



Where does the data come from?

The State of Michigan COVID-19 Dashboard displays the most recent provisional data reported to the Michigan Department of Health and Humans Services (MDHHS) about cases in Michigan by selected demographics and county of residence (City of Detroit and Wayne County are reported separately). Data are reported to MDHHS via the [Michigan Disease Surveillance System \(MDSS\)](#). Provisional Death data are provided by the MDHHS Division for [Vital Records & Health Statistics](#).

How does MDHHS classify confirmed and probable cases?

Confirmed cases only include individuals who have had a positive diagnostic laboratory test for COVID-19. Probable cases include individuals who have symptoms consistent with COVID-19 and an epidemiologic link to a confirmed case or a positive serology (antibody) test, but do not have a positive diagnostic laboratory test for COVID-19 and individuals with a positive serology (antibody) test for COVID-19 and an epidemiologic link to a confirmed case.

How does MDHHS classify confirmed and probable deaths?

Confirmed deaths include individuals who meet one or more of the following conditions: 1) Have been identified as a confirmed case and classified as deceased as a result of a case investigation in the Michigan Disease Surveillance System (MDSS). MDSS is the database used by state and local health department to monitor reportable diseases like COVID-19; 2) have been identified as a confirmed case in MDSS had have a death certificate with COVID-19 listed as a cause of death; 3) have been identified as a confirmed case in MDSS and die within 30 days of onset of COVID-19 infection and have a death certificate which classifies their manner death as 'natural'. Probable deaths include individuals who have COVID indicated as a cause of death on their death certificate but have not had a positive diagnostic laboratory test.

Why do the number of probable cases fluctuate?

The number of probable cases can change daily based on the investigation efforts of the health department. When a probable case is first reported, local and/or state health department staff investigate to determine if the person meets the case definition of probable. As additional information is gathered, the case could be re-classified to confirmed, remain as probable, or be determined as not a case.

Why do data in the demographics tab not sum to the total number of cases for a county or region?

Data are not shown whenever the number of cases for a particular demographic category is fewer than six to protect the confidentiality of individuals. Rates are not calculated for other, multiple, and unknown race because an appropriate population denominator is not available for these categories at the county level.

Where can I get more information about COVID-19?

Visit <https://www.michigan.gov/coronavirus> to find information on resources and assistance, answers to frequently asked questions, and the latest updates on Michigan's response to COVID-19. For COVID-19 updates from CDC visit <https://www.cdc.gov/coronavirus/2019-ncov>.

PUBLIC USE DATASETS

Cases and Deaths by County

README

Includes total cases and deaths to date by case status (confirmed or probable) and county. County is based on the county of residence.

Confirmed cases only include individuals who have had a positive diagnostic laboratory test for COVID-19.

Probable cases include individuals who have symptoms consistent with COVID-19 and an epidemiologic link to a confirmed case or a positive serology (antibody) test, but do not have a positive diagnostic laboratory test for COVID-19 and individuals with a positive serology (antibody) test for COVID-19 and an epidemiologic link to a confirmed case.

Confirmed deaths include individuals who meet one or more of the following conditions: 1) Have been identified as a confirmed case and classified as deceased as a result of a case investigation in the Michigan Disease Surveillance System (MDSS). MDSS is the database used by state and local health department to monitor reportable diseases like COVID-19; 2) have been identified as a confirmed case in MDSS had have a death certificate with COVID-19 listed as a cause of death; 3) have been identified as a confirmed case in MDSS and die within 30 days of onset of COVID-19 infection and have a death certificate which classifies their manner death as 'natural'.

Probable deaths include individuals who have COVID indicated as a cause of death on their death certificate but have not had a positive diagnostic laboratory test.

The number of probable cases can change daily based on information obtained through the health department investigation. Probable cases can be re-classified as a confirmed case or determined to not be a case.

CASES AND DEATHS BY COUNTY 2021-06-30

Updated	COUNTY	ConfirmedCases	ConfirmedDeaths	ProbableCases	ProbableDeaths
2021/06/30 14:00:44	Alcona	607	28	132	5
2021/06/30 14:00:44	Alger	323	3	196	4
2021/06/30 14:00:44	Allegan	10026	137	1160	24
2021/06/30 14:00:44	Alpena	1825	62	445	1
2021/06/30 14:00:44	Antrim	1304	24	331	6
2021/06/30 14:00:44	Arenac	1091	29	118	0
2021/06/30 14:00:44	Baraga	695	38	128	0
2021/06/30 14:00:44	Barry	5370	64	594	5
2021/06/30 14:00:44	Bay	10589	341	675	14
2021/06/30 14:00:44	Benzie	1065	35	216	1
2021/06/30 14:00:44	Berrien	13954	272	1571	20
2021/06/30 14:00:44	Branch	4503	93	415	4
2021/06/30 14:00:44	Calhoun	12408	300	2158	18
2021/06/30 14:00:44	Cass	4807	72	694	5
2021/06/30 14:00:44	Charlevoix	1307	22	369	0
2021/06/30 14:00:44	Cheboygan	1588	45	343	1
2021/06/30 14:00:44	Chippewa	1094	28	1418	6
2021/06/30 14:00:44	Clare	2053	84	428	1
2021/06/30 14:00:44	Clinton	6045	86	1611	6
2021/06/30 14:00:44	Crawford	921	14	74	0
2021/06/30 14:00:44	Delta	3345	76	712	19
2021/06/30 14:00:44	Dickinson	2411	59	344	15
2021/06/30 14:00:44	Eaton	8873	202	1280	10
2021/06/30 14:00:44	Emmet	1918	42	461	1
2021/06/30 14:00:44	Genesee	33569	904	8187	66
2021/06/30 14:00:44	Gladwin	1920	57	385	4
2021/06/30 14:00:44	Gogebic	1044	23	362	29
2021/06/30 14:00:44	Grand Traver	5661	85	817	14
2021/06/30 14:00:44	Gratiot	3246	117	847	4
2021/06/30 14:00:44	Hillsdale	4039	90	367	3
2021/06/30 14:00:44	Houghton	2534	35	607	8
2021/06/30 14:00:44	Huron	3057	75	1036	7
2021/06/30 14:00:44	Ingham	22721	383	2188	8
2021/06/30 14:00:44	Ionia	6243	77	91	3
2021/06/30 14:00:44	Iosco	1810	69	197	5
2021/06/30 14:00:44	Iron	985	43	69	10
2021/06/30 14:00:44	Isabella	5399	95	940	5
2021/06/30 14:00:44	Jackson	14741	286	1096	7
2021/06/30 14:00:44	Kalamazoo	20306	362	2882	40
2021/06/30 14:00:44	Kalkaska	1065	26	78	0
2021/06/30 14:00:44	Kent	68718	802	5050	64
2021/06/30 14:00:44	Keweenaw	142	1	32	1
2021/06/30 14:00:44	Lake	593	16	45	1
2021/06/30 14:00:44	Lapeer	7854	204	1389	2
2021/06/30 14:00:44	Leelanau	1025	19	218	0
2021/06/30 14:00:44	Lenawee	8685	165	702	5
2021/06/30 14:00:44	Livingston	14784	182	1969	13

2021/06/30 14:00:44	Luce	226	4	255	1
2021/06/30 14:00:44	Mackinac	458	3	257	0
2021/06/30 14:00:44	Macomb	91986	2365	8230	127
2021/06/30 14:00:44	Manistee	1122	19	88	3
2021/06/30 14:00:44	Marquette	4259	62	827	1
2021/06/30 14:00:44	Mason	2009	36	131	1
2021/06/30 14:00:44	Mecosta	3037	35	178	1
2021/06/30 14:00:44	Menominee	1798	41	332	2
2021/06/30 14:00:44	Midland	6860	91	717	3
2021/06/30 14:00:44	Missaukee	1269	19	244	8
2021/06/30 14:00:44	Monroe	12813	241	2606	23
2021/06/30 14:00:44	Montcalm	5503	111	590	2
2021/06/30 14:00:44	Montmorenc	526	19	92	1
2021/06/30 14:00:44	Muskegon	15739	363	564	9
2021/06/30 14:00:44	Newaygo	4555	66	342	2
2021/06/30 14:00:44	Oakland	102284	2309	16454	135
2021/06/30 14:00:44	Oceana	2623	58	146	2
2021/06/30 14:00:44	Ogemaw	1474	42	271	1
2021/06/30 14:00:44	Ontonagon	421	20	61	1
2021/06/30 14:00:44	Osceola	1699	31	263	0
2021/06/30 14:00:44	Oscoda	584	29	107	2
2021/06/30 14:00:44	Otsego	1929	36	418	5
2021/06/30 14:00:44	Ottawa	30495	391	2443	49
2021/06/30 14:00:44	Presque Isle	895	33	162	1
2021/06/30 14:00:44	Roscommon	1622	53	278	2
2021/06/30 14:00:44	Saginaw	20026	604	1362	21
2021/06/30 14:00:44	Sanilac	3736	117	525	8
2021/06/30 14:00:44	Schoolcraft	354	4	84	1
2021/06/30 14:00:44	Shiawassee	5735	105	701	2
2021/06/30 14:00:44	St Clair	15381	426	3097	22
2021/06/30 14:00:44	St Joseph	5558	95	704	6
2021/06/30 14:00:44	Tuscola	4886	162	782	12
2021/06/30 14:00:44	Van Buren	6680	117	465	13
2021/06/30 14:00:44	Washtenaw	24103	295	2404	7
2021/06/30 14:00:44	Wayne	101953	2570	8434	160
2021/06/30 14:00:44	Wexford	2555	44	347	4
2021/06/30 14:00:44	MDOC	25904	150	843	3
2021/06/30 14:00:44	FCI	315	5	5	0
2021/06/30 14:00:44	Out-of-State	1509	13	120	2
2021/06/30 14:00:44	Unknown	3	0	18	0
2021/06/30 14:00:44	Detroit City	51481	2292	4017	143

PUBLIC USE DATASETS

Cases by Demographics Statewide

README

Includes the total number of confirmed and probable cases and confirmed and probable deaths to date by demographic characteristics

Confirmed cases only include individuals who have had a positive diagnostic laboratory test for COVID-19.

Probable cases include individuals who have symptoms consistent with COVID-19 and an epidemiologic link to a confirmed case or a positive serology (antibody) test, but do not have a positive diagnostic laboratory test for COVID-19 and individuals with a positive serology (antibody) test for COVID-19 and an epidemiologic link to a confirmed case.

Confirmed deaths include individuals who meet one or more of the following conditions: 1) Have been identified as a confirmed case and classified as deceased as a result of a case investigation in the Michigan Disease Surveillance System (MDSS). MDSS is the database used by state and local health department to monitor reportable diseases like COVID-19; 2) have been identified as a confirmed case in MDSS had have a death certificate with COVID-19 listed as a cause of death; 3) have been identified as a confirmed case in MDSS and die within 30 days of onset of COVID-19 infection and have a death certificate which classifies their manner death as 'natural'.

Probable deaths include individuals who have COVID indicated as a cause of death on their death certificate but have not had a positive diagnostic laboratory test.

The number of probable cases can change daily based on information obtained through the health department investigation. Probable cases can be re-classified as a confirmed case or determined to not be a case.

Data is suppressed when the number of cases or deaths in a single category is between one and five to protect the confidentiality of individuals.

CASES BY DEMOGRAPHICS STATEWIDE 2021-06-30

CASE_STATUS	AgeCat	RaceCat	SEX	Cases	Deaths
Confirmed	0-9	American Indian/Alaska Native	Female	141	0
Confirmed	10-19	American Indian/Alaska Native	Female	343	0
Confirmed	20-29	American Indian/Alaska Native	Female	509	0
Confirmed	30-39	American Indian/Alaska Native	Female	393	Suppressed
Confirmed	40-49	American Indian/Alaska Native	Female	359	Suppressed
Confirmed	50-59	American Indian/Alaska Native	Female	342	7
Confirmed	60-69	American Indian/Alaska Native	Female	226	15
Confirmed	70-79	American Indian/Alaska Native	Female	114	19
Confirmed	80+	American Indian/Alaska Native	Female	67	33
Confirmed	Unknown	American Indian/Alaska Native	Female	Suppressed	0
Confirmed	0-9	Asian/Pacific Islander	Female	271	0
Confirmed	10-19	Asian/Pacific Islander	Female	817	0
Confirmed	20-29	Asian/Pacific Islander	Female	1462	0
Confirmed	30-39	Asian/Pacific Islander	Female	1286	Suppressed
Confirmed	40-49	Asian/Pacific Islander	Female	1101	Suppressed
Confirmed	50-59	Asian/Pacific Islander	Female	898	7
Confirmed	60-69	Asian/Pacific Islander	Female	477	11
Confirmed	70-79	Asian/Pacific Islander	Female	240	29
Confirmed	80+	Asian/Pacific Islander	Female	144	36
Confirmed	Unknown	Asian/Pacific Islander	Female	0	0
Confirmed	0-9	Black/African American	Female	2588	Suppressed
Confirmed	10-19	Black/African American	Female	5614	Suppressed
Confirmed	20-29	Black/African American	Female	11695	18
Confirmed	30-39	Black/African American	Female	10348	33
Confirmed	40-49	Black/African American	Female	8359	83
Confirmed	50-59	Black/African American	Female	7090	220
Confirmed	60-69	Black/African American	Female	5585	450
Confirmed	70-79	Black/African American	Female	3100	553
Confirmed	80+	Black/African American	Female	2002	679
Confirmed	Unknown	Black/African American	Female	19	0
Confirmed	0-9	Multiple Races	Female	779	0
Confirmed	10-19	Multiple Races	Female	2286	Suppressed
Confirmed	20-29	Multiple Races	Female	2980	0
Confirmed	30-39	Multiple Races	Female	2172	0
Confirmed	40-49	Multiple Races	Female	2166	Suppressed
Confirmed	50-59	Multiple Races	Female	2196	10
Confirmed	60-69	Multiple Races	Female	1580	19
Confirmed	70-79	Multiple Races	Female	864	33
Confirmed	80+	Multiple Races	Female	546	67
Confirmed	Unknown	Multiple Races	Female	13	0
Confirmed	0-9	Other	Female	1324	Suppressed
Confirmed	10-19	Other	Female	3258	Suppressed
Confirmed	20-29	Other	Female	5118	0
Confirmed	30-39	Other	Female	3977	Suppressed
Confirmed	40-49	Other	Female	3632	9
Confirmed	50-59	Other	Female	2826	21
Confirmed	60-69	Other	Female	1719	53

Confirmed	70-79	Other	Female	834	51
Confirmed	80+	Other	Female	563	87
Confirmed	Unknown	Other	Female	10	0
Confirmed	0-9	Unknown	Female	2667	0
Confirmed	10-19	Unknown	Female	9628	0
Confirmed	20-29	Unknown	Female	17493	Suppressed
Confirmed	30-39	Unknown	Female	14244	Suppressed
Confirmed	40-49	Unknown	Female	14214	16
Confirmed	50-59	Unknown	Female	14585	22
Confirmed	60-69	Unknown	Female	8416	59
Confirmed	70-79	Unknown	Female	3680	98
Confirmed	80+	Unknown	Female	2554	237
Confirmed	Unknown	Unknown	Female	120	0
Confirmed	0-9	White	Female	9138	0
Confirmed	10-19	White	Female	32670	Suppressed
Confirmed	20-29	White	Female	48712	21
Confirmed	30-39	White	Female	38401	39
Confirmed	40-49	White	Female	36552	99
Confirmed	50-59	White	Female	38301	321
Confirmed	60-69	White	Female	29271	766
Confirmed	70-79	White	Female	17554	1409
Confirmed	80+	White	Female	14601	3446
Confirmed	Unknown	White	Female	114	0
Confirmed	0-9	American Indian/Alaska Native	Male	138	0
Confirmed	10-19	American Indian/Alaska Native	Male	349	0
Confirmed	20-29	American Indian/Alaska Native	Male	412	Suppressed
Confirmed	30-39	American Indian/Alaska Native	Male	348	Suppressed
Confirmed	40-49	American Indian/Alaska Native	Male	336	Suppressed
Confirmed	50-59	American Indian/Alaska Native	Male	272	6
Confirmed	60-69	American Indian/Alaska Native	Male	230	43
Confirmed	70-79	American Indian/Alaska Native	Male	104	26
Confirmed	80+	American Indian/Alaska Native	Male	44	18
Confirmed	Unknown	American Indian/Alaska Native	Male	0	0
Confirmed	0-9	Asian/Pacific Islander	Male	332	0
Confirmed	10-19	Asian/Pacific Islander	Male	832	0
Confirmed	20-29	Asian/Pacific Islander	Male	1669	Suppressed
Confirmed	30-39	Asian/Pacific Islander	Male	1257	Suppressed
Confirmed	40-49	Asian/Pacific Islander	Male	950	6
Confirmed	50-59	Asian/Pacific Islander	Male	841	7
Confirmed	60-69	Asian/Pacific Islander	Male	492	32
Confirmed	70-79	Asian/Pacific Islander	Male	212	45
Confirmed	80+	Asian/Pacific Islander	Male	109	35
Confirmed	Unknown	Asian/Pacific Islander	Male	Suppressed	0
Confirmed	0-9	Black/African American	Male	2640	0
Confirmed	10-19	Black/African American	Male	5002	Suppressed
Confirmed	20-29	Black/African American	Male	10517	21
Confirmed	30-39	Black/African American	Male	9998	53
Confirmed	40-49	Black/African American	Male	8572	135
Confirmed	50-59	Black/African American	Male	7748	326
Confirmed	60-69	Black/African American	Male	5540	581

Confirmed	70-79	Black/African American	Male	2777	675
Confirmed	80+	Black/African American	Male	1147	465
Confirmed	Unknown	Black/African American	Male	9	0
Confirmed	0-9	Multiple Races	Male	840	Suppressed
Confirmed	10-19	Multiple Races	Male	2226	0
Confirmed	20-29	Multiple Races	Male	2534	Suppressed
Confirmed	30-39	Multiple Races	Male	1782	Suppressed
Confirmed	40-49	Multiple Races	Male	1731	7
Confirmed	50-59	Multiple Races	Male	1735	12
Confirmed	60-69	Multiple Races	Male	1484	39
Confirmed	70-79	Multiple Races	Male	785	42
Confirmed	80+	Multiple Races	Male	331	52
Confirmed	Unknown	Multiple Races	Male	8	0
Confirmed	0-9	Other	Male	1377	Suppressed
Confirmed	10-19	Other	Male	3273	0
Confirmed	20-29	Other	Male	5244	Suppressed
Confirmed	30-39	Other	Male	4108	7
Confirmed	40-49	Other	Male	3891	25
Confirmed	50-59	Other	Male	3223	38
Confirmed	60-69	Other	Male	1836	82
Confirmed	70-79	Other	Male	781	79
Confirmed	80+	Other	Male	332	71
Confirmed	Unknown	Other	Male	8	0
Confirmed	0-9	Unknown	Male	2817	0
Confirmed	10-19	Unknown	Male	9114	0
Confirmed	20-29	Unknown	Male	18000	Suppressed
Confirmed	30-39	Unknown	Male	14884	14
Confirmed	40-49	Unknown	Male	13651	23
Confirmed	50-59	Unknown	Male	14449	46
Confirmed	60-69	Unknown	Male	8214	86
Confirmed	70-79	Unknown	Male	3065	121
Confirmed	80+	Unknown	Male	1412	150
Confirmed	Unknown	Unknown	Male	138	0
Confirmed	0-9	White	Male	9978	0
Confirmed	10-19	White	Male	30857	Suppressed
Confirmed	20-29	White	Male	42194	30
Confirmed	30-39	White	Male	34815	57
Confirmed	40-49	White	Male	33637	168
Confirmed	50-59	White	Male	37550	547
Confirmed	60-69	White	Male	29773	1253
Confirmed	70-79	White	Male	17277	2136
Confirmed	80+	White	Male	9910	3050
Confirmed	Unknown	White	Male	94	0
Confirmed	0-9	American Indian/Alaska Native	Unknown	Suppressed	0
Confirmed	10-19	American Indian/Alaska Native	Unknown	Suppressed	0
Confirmed	20-29	American Indian/Alaska Native	Unknown	Suppressed	0
Confirmed	30-39	American Indian/Alaska Native	Unknown	Suppressed	0
Confirmed	40-49	American Indian/Alaska Native	Unknown	0	0
Confirmed	50-59	American Indian/Alaska Native	Unknown	Suppressed	0
Confirmed	60-69	American Indian/Alaska Native	Unknown	0	0

Confirmed	70-79	American Indian/Alaska Native	Unknown	Suppressed	0
Confirmed	80+	American Indian/Alaska Native	Unknown	0	0
Confirmed	Unknown	American Indian/Alaska Native	Unknown	0	0
Confirmed	0-9	Asian/Pacific Islander	Unknown	0	0
Confirmed	10-19	Asian/Pacific Islander	Unknown	7	0
Confirmed	20-29	Asian/Pacific Islander	Unknown	8	0
Confirmed	30-39	Asian/Pacific Islander	Unknown	Suppressed	0
Confirmed	40-49	Asian/Pacific Islander	Unknown	Suppressed	0
Confirmed	50-59	Asian/Pacific Islander	Unknown	Suppressed	0
Confirmed	60-69	Asian/Pacific Islander	Unknown	Suppressed	0
Confirmed	70-79	Asian/Pacific Islander	Unknown	0	0
Confirmed	80+	Asian/Pacific Islander	Unknown	0	0
Confirmed	Unknown	Asian/Pacific Islander	Unknown	0	0
Confirmed	0-9	Black/African American	Unknown	Suppressed	0
Confirmed	10-19	Black/African American	Unknown	24	0
Confirmed	20-29	Black/African American	Unknown	123	0
Confirmed	30-39	Black/African American	Unknown	110	0
Confirmed	40-49	Black/African American	Unknown	117	0
Confirmed	50-59	Black/African American	Unknown	93	0
Confirmed	60-69	Black/African American	Unknown	41	0
Confirmed	70-79	Black/African American	Unknown	11	0
Confirmed	80+	Black/African American	Unknown	Suppressed	0
Confirmed	Unknown	Black/African American	Unknown	Suppressed	0
Confirmed	0-9	Multiple Races	Unknown	8	0
Confirmed	10-19	Multiple Races	Unknown	16	0
Confirmed	20-29	Multiple Races	Unknown	24	0
Confirmed	30-39	Multiple Races	Unknown	16	0
Confirmed	40-49	Multiple Races	Unknown	19	0
Confirmed	50-59	Multiple Races	Unknown	12	0
Confirmed	60-69	Multiple Races	Unknown	16	0
Confirmed	70-79	Multiple Races	Unknown	6	0
Confirmed	80+	Multiple Races	Unknown	Suppressed	0
Confirmed	Unknown	Multiple Races	Unknown	Suppressed	0
Confirmed	0-9	Other	Unknown	19	0
Confirmed	10-19	Other	Unknown	23	0
Confirmed	20-29	Other	Unknown	51	0
Confirmed	30-39	Other	Unknown	43	0
Confirmed	40-49	Other	Unknown	66	0
Confirmed	50-59	Other	Unknown	36	0
Confirmed	60-69	Other	Unknown	19	0
Confirmed	70-79	Other	Unknown	Suppressed	0
Confirmed	80+	Other	Unknown	11	0
Confirmed	Unknown	Other	Unknown	Suppressed	0
Confirmed	0-9	Unknown	Unknown	118	0
Confirmed	10-19	Unknown	Unknown	341	0
Confirmed	20-29	Unknown	Unknown	599	0
Confirmed	30-39	Unknown	Unknown	428	0
Confirmed	40-49	Unknown	Unknown	429	0
Confirmed	50-59	Unknown	Unknown	398	0
Confirmed	60-69	Unknown	Unknown	207	0

Confirmed	70-79	Unknown	Unknown	91	0
Confirmed	80+	Unknown	Unknown	61	0
Confirmed	Unknown	Unknown	Unknown	65	0
Confirmed	0-9	White	Unknown	30	0
Confirmed	10-19	White	Unknown	171	0
Confirmed	20-29	White	Unknown	265	0
Confirmed	30-39	White	Unknown	231	0
Confirmed	40-49	White	Unknown	214	0
Confirmed	50-59	White	Unknown	203	0
Confirmed	60-69	White	Unknown	134	0
Confirmed	70-79	White	Unknown	64	Suppressed
Confirmed	80+	White	Unknown	23	0
Confirmed	Unknown	White	Unknown	Suppressed	0
Probable	0-9	American Indian/Alaska Native	Female	41	0
Probable	10-19	American Indian/Alaska Native	Female	76	0
Probable	20-29	American Indian/Alaska Native	Female	84	0
Probable	30-39	American Indian/Alaska Native	Female	69	0
Probable	40-49	American Indian/Alaska Native	Female	64	0
Probable	50-59	American Indian/Alaska Native	Female	38	0
Probable	60-69	American Indian/Alaska Native	Female	32	Suppressed
Probable	70-79	American Indian/Alaska Native	Female	11	Suppressed
Probable	80+	American Indian/Alaska Native	Female	7	Suppressed
Probable	Unknown	American Indian/Alaska Native	Female	Suppressed	0
Probable	0-9	Asian/Pacific Islander	Female	42	0
Probable	10-19	Asian/Pacific Islander	Female	91	0
Probable	20-29	Asian/Pacific Islander	Female	152	0
Probable	30-39	Asian/Pacific Islander	Female	115	0
Probable	40-49	Asian/Pacific Islander	Female	89	0
Probable	50-59	Asian/Pacific Islander	Female	78	0
Probable	60-69	Asian/Pacific Islander	Female	43	Suppressed
Probable	70-79	Asian/Pacific Islander	Female	17	Suppressed
Probable	80+	Asian/Pacific Islander	Female	7	0
Probable	Unknown	Asian/Pacific Islander	Female	6	0
Probable	0-9	Black/African American	Female	236	0
Probable	10-19	Black/African American	Female	556	0
Probable	20-29	Black/African American	Female	1017	0
Probable	30-39	Black/African American	Female	833	0
Probable	40-49	Black/African American	Female	669	6
Probable	50-59	Black/African American	Female	519	12
Probable	60-69	Black/African American	Female	331	20
Probable	70-79	Black/African American	Female	122	17
Probable	80+	Black/African American	Female	86	38
Probable	Unknown	Black/African American	Female	32	Suppressed
Probable	0-9	Multiple Races	Female	145	0
Probable	10-19	Multiple Races	Female	302	0
Probable	20-29	Multiple Races	Female	255	0
Probable	30-39	Multiple Races	Female	162	0
Probable	40-49	Multiple Races	Female	159	0
Probable	50-59	Multiple Races	Female	156	Suppressed
Probable	60-69	Multiple Races	Female	106	Suppressed

Probable	70-79	Multiple Races	Female	42	0
Probable	80+	Multiple Races	Female	32	7
Probable	Unknown	Multiple Races	Female	62	0
Probable	0-9	Other	Female	95	0
Probable	10-19	Other	Female	233	0
Probable	20-29	Other	Female	308	0
Probable	30-39	Other	Female	232	0
Probable	40-49	Other	Female	199	0
Probable	50-59	Other	Female	149	Suppressed
Probable	60-69	Other	Female	74	Suppressed
Probable	70-79	Other	Female	30	0
Probable	80+	Other	Female	13	Suppressed
Probable	Unknown	Other	Female	19	0
Probable	0-9	Unknown	Female	694	0
Probable	10-19	Unknown	Female	2074	0
Probable	20-29	Unknown	Female	2796	0
Probable	30-39	Unknown	Female	2140	0
Probable	40-49	Unknown	Female	2145	0
Probable	50-59	Unknown	Female	1971	Suppressed
Probable	60-69	Unknown	Female	1247	Suppressed
Probable	70-79	Unknown	Female	458	Suppressed
Probable	80+	Unknown	Female	282	20
Probable	Unknown	Unknown	Female	1674	0
Probable	0-9	White	Female	1682	0
Probable	10-19	White	Female	4655	Suppressed
Probable	20-29	White	Female	5000	0
Probable	30-39	White	Female	4017	Suppressed
Probable	40-49	White	Female	3896	8
Probable	50-59	White	Female	3689	31
Probable	60-69	White	Female	2318	42
Probable	70-79	White	Female	1174	84
Probable	80+	White	Female	1308	303
Probable	Unknown	White	Female	416	Suppressed
Probable	0-9	American Indian/Alaska Native	Male	39	0
Probable	10-19	American Indian/Alaska Native	Male	101	0
Probable	20-29	American Indian/Alaska Native	Male	80	0
Probable	30-39	American Indian/Alaska Native	Male	58	0
Probable	40-49	American Indian/Alaska Native	Male	48	Suppressed
Probable	50-59	American Indian/Alaska Native	Male	45	Suppressed
Probable	60-69	American Indian/Alaska Native	Male	25	Suppressed
Probable	70-79	American Indian/Alaska Native	Male	8	Suppressed
Probable	80+	American Indian/Alaska Native	Male	6	Suppressed
Probable	Unknown	American Indian/Alaska Native	Male	Suppressed	0
Probable	0-9	Asian/Pacific Islander	Male	52	0
Probable	10-19	Asian/Pacific Islander	Male	100	0
Probable	20-29	Asian/Pacific Islander	Male	157	0
Probable	30-39	Asian/Pacific Islander	Male	119	Suppressed
Probable	40-49	Asian/Pacific Islander	Male	82	0
Probable	50-59	Asian/Pacific Islander	Male	59	Suppressed
Probable	60-69	Asian/Pacific Islander	Male	27	Suppressed

Probable	70-79	Asian/Pacific Islander	Male	9	Suppressed
Probable	80+	Asian/Pacific Islander	Male	7	Suppressed
Probable	Unknown	Asian/Pacific Islander	Male	Suppressed	0
Probable	0-9	Black/African American	Male	267	0
Probable	10-19	Black/African American	Male	535	Suppressed
Probable	20-29	Black/African American	Male	769	Suppressed
Probable	30-39	Black/African American	Male	678	Suppressed
Probable	40-49	Black/African American	Male	531	10
Probable	50-59	Black/African American	Male	468	14
Probable	60-69	Black/African American	Male	276	31
Probable	70-79	Black/African American	Male	104	34
Probable	80+	Black/African American	Male	43	23
Probable	Unknown	Black/African American	Male	22	0
Probable	0-9	Multiple Races	Male	134	0
Probable	10-19	Multiple Races	Male	284	0
Probable	20-29	Multiple Races	Male	185	0
Probable	30-39	Multiple Races	Male	145	0
Probable	40-49	Multiple Races	Male	146	Suppressed
Probable	50-59	Multiple Races	Male	115	0
Probable	60-69	Multiple Races	Male	88	Suppressed
Probable	70-79	Multiple Races	Male	39	Suppressed
Probable	80+	Multiple Races	Male	17	7
Probable	Unknown	Multiple Races	Male	55	0
Probable	0-9	Other	Male	104	0
Probable	10-19	Other	Male	257	0
Probable	20-29	Other	Male	309	0
Probable	30-39	Other	Male	253	0
Probable	40-49	Other	Male	219	Suppressed
Probable	50-59	Other	Male	136	Suppressed
Probable	60-69	Other	Male	85	Suppressed
Probable	70-79	Other	Male	29	Suppressed
Probable	80+	Other	Male	9	Suppressed
Probable	Unknown	Other	Male	19	0
Probable	0-9	Unknown	Male	703	0
Probable	10-19	Unknown	Male	2074	Suppressed
Probable	20-29	Unknown	Male	2656	0
Probable	30-39	Unknown	Male	2107	Suppressed
Probable	40-49	Unknown	Male	1907	Suppressed
Probable	50-59	Unknown	Male	1891	Suppressed
Probable	60-69	Unknown	Male	1024	Suppressed
Probable	70-79	Unknown	Male	359	10
Probable	80+	Unknown	Male	166	12
Probable	Unknown	Unknown	Male	1443	0
Probable	0-9	White	Male	1789	0
Probable	10-19	White	Male	4619	Suppressed
Probable	20-29	White	Male	4319	Suppressed
Probable	30-39	White	Male	3427	Suppressed
Probable	40-49	White	Male	3308	13
Probable	50-59	White	Male	3366	33
Probable	60-69	White	Male	2112	73

Probable	70-79	White	Male	1013	116
Probable	80+	White	Male	704	190
Probable	Unknown	White	Male	356	0
Probable	0-9	American Indian/Alaska Native	Unknown	0	0
Probable	10-19	American Indian/Alaska Native	Unknown	0	0
Probable	20-29	American Indian/Alaska Native	Unknown	Suppressed	0
Probable	30-39	American Indian/Alaska Native	Unknown	0	0
Probable	40-49	American Indian/Alaska Native	Unknown	Suppressed	0
Probable	50-59	American Indian/Alaska Native	Unknown	Suppressed	0
Probable	60-69	American Indian/Alaska Native	Unknown	0	0
Probable	70-79	American Indian/Alaska Native	Unknown	Suppressed	0
Probable	80+	American Indian/Alaska Native	Unknown	0	0
Probable	Unknown	American Indian/Alaska Native	Unknown	Suppressed	0
Probable	0-9	Asian/Pacific Islander	Unknown	Suppressed	0
Probable	10-19	Asian/Pacific Islander	Unknown	Suppressed	0
Probable	20-29	Asian/Pacific Islander	Unknown	Suppressed	0
Probable	30-39	Asian/Pacific Islander	Unknown	Suppressed	0
Probable	40-49	Asian/Pacific Islander	Unknown	Suppressed	0
Probable	50-59	Asian/Pacific Islander	Unknown	Suppressed	0
Probable	60-69	Asian/Pacific Islander	Unknown	0	0
Probable	70-79	Asian/Pacific Islander	Unknown	0	0
Probable	80+	Asian/Pacific Islander	Unknown	0	0
Probable	Unknown	Asian/Pacific Islander	Unknown	Suppressed	0
Probable	0-9	Black/African American	Unknown	7	0
Probable	10-19	Black/African American	Unknown	9	0
Probable	20-29	Black/African American	Unknown	11	0
Probable	30-39	Black/African American	Unknown	Suppressed	0
Probable	40-49	Black/African American	Unknown	8	0
Probable	50-59	Black/African American	Unknown	6	0
Probable	60-69	Black/African American	Unknown	Suppressed	0
Probable	70-79	Black/African American	Unknown	Suppressed	0
Probable	80+	Black/African American	Unknown	0	0
Probable	Unknown	Black/African American	Unknown	6	0
Probable	0-9	Multiple Races	Unknown	11	0
Probable	10-19	Multiple Races	Unknown	23	0
Probable	20-29	Multiple Races	Unknown	20	0
Probable	30-39	Multiple Races	Unknown	19	0
Probable	40-49	Multiple Races	Unknown	14	0
Probable	50-59	Multiple Races	Unknown	10	0
Probable	60-69	Multiple Races	Unknown	Suppressed	0
Probable	70-79	Multiple Races	Unknown	Suppressed	0
Probable	80+	Multiple Races	Unknown	0	0
Probable	Unknown	Multiple Races	Unknown	17	0
Probable	0-9	Other	Unknown	8	0
Probable	10-19	Other	Unknown	22	0
Probable	20-29	Other	Unknown	7	0
Probable	30-39	Other	Unknown	17	0
Probable	40-49	Other	Unknown	12	0
Probable	50-59	Other	Unknown	Suppressed	0
Probable	60-69	Other	Unknown	Suppressed	0

Probable	70-79	Other	Unknown	0	0
Probable	80+	Other	Unknown	0	0
Probable	Unknown	Other	Unknown	Suppressed	0
Probable	0-9	Unknown	Unknown	211	0
Probable	10-19	Unknown	Unknown	533	0
Probable	20-29	Unknown	Unknown	775	0
Probable	30-39	Unknown	Unknown	624	0
Probable	40-49	Unknown	Unknown	660	0
Probable	50-59	Unknown	Unknown	519	0
Probable	60-69	Unknown	Unknown	282	0
Probable	70-79	Unknown	Unknown	114	0
Probable	80+	Unknown	Unknown	40	0
Probable	Unknown	Unknown	Unknown	2185	0
Probable	0-9	White	Unknown	53	0
Probable	10-19	White	Unknown	127	0
Probable	20-29	White	Unknown	82	0
Probable	30-39	White	Unknown	71	0
Probable	40-49	White	Unknown	79	0
Probable	50-59	White	Unknown	76	0
Probable	60-69	White	Unknown	31	0
Probable	70-79	White	Unknown	29	0
Probable	80+	White	Unknown	9	0
Probable	Unknown	White	Unknown	58	0

PUBLIC USE DATASETS

COVID-19 Tests by County

README

Data includes tests by type (diagnostic, serology or total combined) by county.

Diagnostic tests are used to find current infection and look for genes or proteins from the severe acute respiratory syndrome coronavirus 2 (SARS-CoV-2), the virus that causes COVID-19. These tests, which are performed as nasal swabs, include: Nucleic acid amplification test/real-time polymerase chain reaction (NAAT/RT-PCR) test and rapid virus antigen detection point of care (POC) tests.

Serology tests are used to look for the possibility of previous infection. Serology tests look for antibodies to SARS-CoV-2 in the blood. There are currently two types of serology tests: the enzyme-linked immunosorbent assay (ELISA) test and the rapid antibody detection POC test. Serology tests do not diagnose disease and do not guarantee immunity, but might provide information about previous infection.

Correctional includes state and federal prisons and county and city detection facilities.

Testing data represents total tests performed, not individuals tested. A single individual may have more than one test completed.

COVID-19 TESTS BY COUNTY 2021-06-30

Updated	COUNTY	TestType	Count	RatePerMillion
2021/06/30 14:01:06	Alcona	Diagnostic	8052	773859
2021/06/30 14:01:06	Alcona	Serology	193	18549
2021/06/30 14:01:06	Alcona	Total	8245	792407
2021/06/30 14:01:06	Alger	Serology	392	43039
2021/06/30 14:01:06	Alger	Diagnostic	8974	985288
2021/06/30 14:01:06	Alger	Total	9366	1028327
2021/06/30 14:01:06	Allegan	Diagnostic	125342	1061492
2021/06/30 14:01:06	Allegan	Serology	3138	26575
2021/06/30 14:01:06	Allegan	Total	128480	1088067
2021/06/30 14:01:06	Alpena	Diagnostic	23751	836156
2021/06/30 14:01:06	Alpena	Serology	799	28129
2021/06/30 14:01:06	Alpena	Total	24550	864284
2021/06/30 14:01:06	Antrim	Diagnostic	23252	996913
2021/06/30 14:01:06	Antrim	Serology	843	36143
2021/06/30 14:01:06	Antrim	Total	24095	1033056
2021/06/30 14:01:06	Arenac	Diagnostic	17961	1206813
2021/06/30 14:01:06	Arenac	Serology	517	34738
2021/06/30 14:01:06	Arenac	Total	18478	1241551
2021/06/30 14:01:06	Baraga	Diagnostic	9479	1154708
2021/06/30 14:01:06	Baraga	Serology	61	7431
2021/06/30 14:01:06	Baraga	Total	9540	1162139
2021/06/30 14:01:06	Barry	Diagnostic	63066	1024630
2021/06/30 14:01:06	Barry	Serology	2031	32998
2021/06/30 14:01:06	Barry	Total	65097	1057628
2021/06/30 14:01:06	Bay	Diagnostic	133578	1295289
2021/06/30 14:01:06	Bay	Serology	7414	71893
2021/06/30 14:01:06	Bay	Total	140992	1367182
2021/06/30 14:01:06	Benzie	Diagnostic	13559	763199
2021/06/30 14:01:06	Benzie	Serology	785	44186
2021/06/30 14:01:06	Benzie	Total	14344	807385
2021/06/30 14:01:06	Berrien	Serology	6301	41075
2021/06/30 14:01:06	Berrien	Diagnostic	250052	1630055
2021/06/30 14:01:06	Berrien	Total	256353	1671130
2021/06/30 14:01:06	Branch	Serology	643	14776
2021/06/30 14:01:06	Branch	Diagnostic	45626	1048464
2021/06/30 14:01:06	Branch	Total	46269	1063240
2021/06/30 14:01:06	Calhoun	Serology	1892	14103
2021/06/30 14:01:06	Calhoun	Diagnostic	210681	1570383
2021/06/30 14:01:06	Calhoun	Total	212573	1584486
2021/06/30 14:01:06	Cass	Serology	803	15506
2021/06/30 14:01:06	Cass	Diagnostic	42359	817947
2021/06/30 14:01:06	Cass	Total	43162	833452
2021/06/30 14:01:06	Charlevoix	Serology	1147	43874
2021/06/30 14:01:06	Charlevoix	Diagnostic	24086	921317
2021/06/30 14:01:06	Charlevoix	Total	25233	965191
2021/06/30 14:01:06	Cheboygan	Diagnostic	17784	703592
2021/06/30 14:01:06	Cheboygan	Serology	649	25677

2021/06/30 14:01:06	Cheboygan	Total	18433	729269
2021/06/30 14:01:06	Chippewa	Diagnostic	31436	841683
2021/06/30 14:01:06	Chippewa	Serology	365	9773
2021/06/30 14:01:06	Chippewa	Total	31801	851455
2021/06/30 14:01:06	Clare	Diagnostic	25662	829144
2021/06/30 14:01:06	Clare	Serology	1084	35024
2021/06/30 14:01:06	Clare	Total	26746	864168
2021/06/30 14:01:06	Clinton	Diagnostic	62274	782386
2021/06/30 14:01:06	Clinton	Serology	4387	55117
2021/06/30 14:01:06	Clinton	Total	66661	837502
2021/06/30 14:01:06	Correctional	Diagnostic	1025157	
2021/06/30 14:01:06	Correctional	Serology	27929	
2021/06/30 14:01:06	Correctional	Total	1053086	
2021/06/30 14:01:06	Crawford	Diagnostic	11417	813814
2021/06/30 14:01:06	Crawford	Serology	373	26588
2021/06/30 14:01:06	Crawford	Total	11790	840402
2021/06/30 14:01:06	Delta	Diagnostic	44000	1229600
2021/06/30 14:01:06	Delta	Serology	934	26101
2021/06/30 14:01:06	Delta	Total	44934	1255701
2021/06/30 14:01:06	Detroit City	Diagnostic	872064	1342042
2021/06/30 14:01:06	Detroit City	Serology	29242	45001
2021/06/30 14:01:06	Detroit City	Total	901306	1387043
2021/06/30 14:01:06	Dickinson	Diagnostic	20363	806807
2021/06/30 14:01:06	Dickinson	Serology	184	7290
2021/06/30 14:01:06	Dickinson	Total	20547	814097
2021/06/30 14:01:06	Eaton	Serology	6544	59346
2021/06/30 14:01:06	Eaton	Diagnostic	135125	1225424
2021/06/30 14:01:06	Eaton	Total	141669	1284770
2021/06/30 14:01:06	Emmet	Diagnostic	32107	960856
2021/06/30 14:01:06	Emmet	Serology	1620	48481
2021/06/30 14:01:06	Emmet	Total	33727	1009337
2021/06/30 14:01:06	Genesee	Serology	21323	52544
2021/06/30 14:01:06	Genesee	Diagnostic	419759	1034366
2021/06/30 14:01:06	Genesee	Total	441082	1086909
2021/06/30 14:01:06	Gladwin	Diagnostic	22284	875634
2021/06/30 14:01:06	Gladwin	Serology	1235	48528
2021/06/30 14:01:06	Gladwin	Total	23519	924162
2021/06/30 14:01:06	Gogebic	Diagnostic	19271	1378962
2021/06/30 14:01:06	Gogebic	Serology	258	18462
2021/06/30 14:01:06	Gogebic	Total	19529	1397424
2021/06/30 14:01:06	Grand Traverse	Diagnostic	92843	997368
2021/06/30 14:01:06	Grand Traverse	Serology	6941	74564
2021/06/30 14:01:06	Grand Traverse	Total	99784	1071932
2021/06/30 14:01:06	Gratiot	Diagnostic	60512	1486380
2021/06/30 14:01:06	Gratiot	Serology	1201	29501
2021/06/30 14:01:06	Gratiot	Total	61713	1515880
2021/06/30 14:01:06	Hillsdale	Diagnostic	48083	1054336
2021/06/30 14:01:06	Hillsdale	Serology	1114	24427
2021/06/30 14:01:06	Hillsdale	Total	49197	1078763
2021/06/30 14:01:06	Houghton	Diagnostic	49748	1394126

2021/06/30 14:01:06	Houghton	Serology	273	7650
2021/06/30 14:01:06	Houghton	Total	50021	1401777
2021/06/30 14:01:06	Huron	Serology	948	30599
2021/06/30 14:01:06	Huron	Diagnostic	31233	1008134
2021/06/30 14:01:06	Huron	Total	32181	1038733
2021/06/30 14:01:06	Ingham	Serology	20764	71011
2021/06/30 14:01:06	Ingham	Diagnostic	364143	1245334
2021/06/30 14:01:06	Ingham	Total	384907	1316344
2021/06/30 14:01:06	Ionia	Diagnostic	82982	1282625
2021/06/30 14:01:06	Ionia	Serology	2450	37869
2021/06/30 14:01:06	Ionia	Total	85432	1320494
2021/06/30 14:01:06	Iosco	Serology	652	25948
2021/06/30 14:01:06	Iosco	Diagnostic	28591	1137860
2021/06/30 14:01:06	Iosco	Total	29243	1163808
2021/06/30 14:01:06	Iron	Diagnostic	25593	2312760
2021/06/30 14:01:06	Iron	Serology	132	11928
2021/06/30 14:01:06	Iron	Total	25725	2324688
2021/06/30 14:01:06	Isabella	Diagnostic	63580	909950
2021/06/30 14:01:06	Isabella	Serology	1533	21940
2021/06/30 14:01:06	Isabella	Total	65113	931890
2021/06/30 14:01:06	Jackson	Diagnostic	240774	1518983
2021/06/30 14:01:06	Jackson	Serology	4230	26686
2021/06/30 14:01:06	Jackson	Total	245004	1545669
2021/06/30 14:01:06	Kalamazoo	Diagnostic	325460	1227845
2021/06/30 14:01:06	Kalamazoo	Serology	7254	27367
2021/06/30 14:01:06	Kalamazoo	Total	332714	1255212
2021/06/30 14:01:06	Kalkaska	Serology	834	46236
2021/06/30 14:01:06	Kalkaska	Diagnostic	18223	1010256
2021/06/30 14:01:06	Kalkaska	Total	19057	1056492
2021/06/30 14:01:06	Kent	Diagnostic	969280	1475413
2021/06/30 14:01:06	Kent	Serology	48186	73347
2021/06/30 14:01:06	Kent	Total	1017466	1548761
2021/06/30 14:01:06	Keweenaw	Diagnostic	2391	1129962
2021/06/30 14:01:06	Keweenaw	Serology	35	16541
2021/06/30 14:01:06	Keweenaw	Total	2426	1146503
2021/06/30 14:01:06	Lake	Diagnostic	12100	1020839
2021/06/30 14:01:06	Lake	Serology	231	19489
2021/06/30 14:01:06	Lake	Total	12331	1040327
2021/06/30 14:01:06	Lapeer	Serology	3888	44380
2021/06/30 14:01:06	Lapeer	Diagnostic	73260	836235
2021/06/30 14:01:06	Lapeer	Total	77148	880615
2021/06/30 14:01:06	Leelanau	Serology	1125	51698
2021/06/30 14:01:06	Leelanau	Diagnostic	13299	611139
2021/06/30 14:01:06	Leelanau	Total	14424	662837
2021/06/30 14:01:06	Lenawee	Diagnostic	136064	1382048
2021/06/30 14:01:06	Lenawee	Serology	2439	24774
2021/06/30 14:01:06	Lenawee	Total	138503	1406822
2021/06/30 14:01:06	Livingston	Serology	8684	45230
2021/06/30 14:01:06	Livingston	Diagnostic	222052	1156551
2021/06/30 14:01:06	Livingston	Total	230736	1201781

2021/06/30 14:01:06	Luce	Diagnostic	7124	1143683
2021/06/30 14:01:06	Luce	Serology	37	5940
2021/06/30 14:01:06	Luce	Total	7161	1149623
2021/06/30 14:01:06	Mackinac	Diagnostic	10075	932957
2021/06/30 14:01:06	Mackinac	Serology	150	13890
2021/06/30 14:01:06	Mackinac	Total	10225	946847
2021/06/30 14:01:06	Macomb	Diagnostic	978675	1119801
2021/06/30 14:01:06	Macomb	Serology	67028	76694
2021/06/30 14:01:06	Macomb	Total	1045703	1196495
2021/06/30 14:01:06	Manistee	Diagnostic	20879	850191
2021/06/30 14:01:06	Manistee	Serology	981	39946
2021/06/30 14:01:06	Manistee	Total	21860	890138
2021/06/30 14:01:06	Marquette	Diagnostic	136755	2050331
2021/06/30 14:01:06	Marquette	Serology	1454	21799
2021/06/30 14:01:06	Marquette	Total	138209	2072130
2021/06/30 14:01:06	Mason	Diagnostic	35835	1229584
2021/06/30 14:01:06	Mason	Serology	1095	37572
2021/06/30 14:01:06	Mason	Total	36930	1267156
2021/06/30 14:01:06	Mecosta	Diagnostic	42792	984788
2021/06/30 14:01:06	Mecosta	Serology	1052	24210
2021/06/30 14:01:06	Mecosta	Total	43844	1008998
2021/06/30 14:01:06	Menominee	Diagnostic	26397	1158780
2021/06/30 14:01:06	Menominee	Serology	164	7199
2021/06/30 14:01:06	Menominee	Total	26561	1165979
2021/06/30 14:01:06	Midland	Diagnostic	72469	871483
2021/06/30 14:01:06	Midland	Serology	7704	92645
2021/06/30 14:01:06	Midland	Total	80173	964128
2021/06/30 14:01:06	Missaukee	Diagnostic	11763	778079
2021/06/30 14:01:06	Missaukee	Serology	679	44913
2021/06/30 14:01:06	Missaukee	Total	12442	822992
2021/06/30 14:01:06	Monroe	Diagnostic	168522	1119748
2021/06/30 14:01:06	Monroe	Serology	6410	42591
2021/06/30 14:01:06	Monroe	Total	174932	1162339
2021/06/30 14:01:06	Montcalm	Diagnostic	84111	1316538
2021/06/30 14:01:06	Montcalm	Serology	2524	39507
2021/06/30 14:01:06	Montcalm	Total	86635	1356045
2021/06/30 14:01:06	Montmorency	Diagnostic	9153	981239
2021/06/30 14:01:06	Montmorency	Serology	416	44597
2021/06/30 14:01:06	Montmorency	Total	9569	1025836
2021/06/30 14:01:06	Muskegon	Serology	3946	22735
2021/06/30 14:01:06	Muskegon	Diagnostic	225319	1298175
2021/06/30 14:01:06	Muskegon	Total	229265	1320910
2021/06/30 14:01:06	Newaygo	Serology	1806	36872
2021/06/30 14:01:06	Newaygo	Diagnostic	48977	999939
2021/06/30 14:01:06	Newaygo	Total	50783	1036811
2021/06/30 14:01:06	Oakland	Diagnostic	1519960	1208635
2021/06/30 14:01:06	Oakland	Serology	122713	97578
2021/06/30 14:01:06	Oakland	Total	1642673	1306213
2021/06/30 14:01:06	Oceana	Serology	953	36007
2021/06/30 14:01:06	Oceana	Diagnostic	37741	1425964

2021/06/30 14:01:06	Oceana	Total	38694	1461972
2021/06/30 14:01:06	Ogemaw	Diagnostic	20422	972615
2021/06/30 14:01:06	Ogemaw	Serology	614	29242
2021/06/30 14:01:06	Ogemaw	Total	21036	1001857
2021/06/30 14:01:06	Ontonagon	Diagnostic	8141	1423252
2021/06/30 14:01:06	Ontonagon	Serology	72	12587
2021/06/30 14:01:06	Ontonagon	Total	8213	1435839
2021/06/30 14:01:06	Osceola	Serology	1092	46547
2021/06/30 14:01:06	Osceola	Diagnostic	26798	1142285
2021/06/30 14:01:06	Osceola	Total	27890	1188832
2021/06/30 14:01:06	Oscoda	Diagnostic	6115	742022
2021/06/30 14:01:06	Oscoda	Serology	391	47446
2021/06/30 14:01:06	Oscoda	Total	6506	789467
2021/06/30 14:01:06	Otsego	Diagnostic	24254	983217
2021/06/30 14:01:06	Otsego	Serology	1043	42281
2021/06/30 14:01:06	Otsego	Total	25297	1025499
2021/06/30 14:01:06	Ottawa	Diagnostic	403397	1382301
2021/06/30 14:01:06	Ottawa	Serology	15398	52764
2021/06/30 14:01:06	Ottawa	Total	418795	1435065
2021/06/30 14:01:06	Presque Isle	Diagnostic	11614	922332
2021/06/30 14:01:06	Presque Isle	Serology	574	45584
2021/06/30 14:01:06	Presque Isle	Total	12188	967916
2021/06/30 14:01:06	Roscommon	Diagnostic	21282	886049
2021/06/30 14:01:06	Roscommon	Serology	758	31558
2021/06/30 14:01:06	Roscommon	Total	22040	917607
2021/06/30 14:01:06	Saginaw	Serology	9924	52084
2021/06/30 14:01:06	Saginaw	Diagnostic	266017	1396129
2021/06/30 14:01:06	Saginaw	Total	275941	1448213
2021/06/30 14:01:06	Sanilac	Diagnostic	53069	1289021
2021/06/30 14:01:06	Sanilac	Serology	1560	37892
2021/06/30 14:01:06	Sanilac	Total	54629	1326913
2021/06/30 14:01:06	Schoolcraft	Diagnostic	6491	801952
2021/06/30 14:01:06	Schoolcraft	Serology	66	8154
2021/06/30 14:01:06	Schoolcraft	Total	6557	810106
2021/06/30 14:01:06	Shiawassee	Diagnostic	74718	1096826
2021/06/30 14:01:06	Shiawassee	Serology	2742	40251
2021/06/30 14:01:06	Shiawassee	Total	77460	1137078
2021/06/30 14:01:06	St Clair	Diagnostic	157655	990743
2021/06/30 14:01:06	St Clair	Serology	9034	56772
2021/06/30 14:01:06	St Clair	Total	166689	1047515
2021/06/30 14:01:06	St Joseph	Diagnostic	60631	994538
2021/06/30 14:01:06	St Joseph	Serology	1705	27967
2021/06/30 14:01:06	St Joseph	Total	62336	1022505
2021/06/30 14:01:06	Tuscola	Diagnostic	66076	1264733
2021/06/30 14:01:06	Tuscola	Serology	2358	45134
2021/06/30 14:01:06	Tuscola	Total	68434	1309867
2021/06/30 14:01:06	Unknown	Diagnostic	577081	
2021/06/30 14:01:06	Unknown	Serology	28129	
2021/06/30 14:01:06	Unknown	Total	605210	
2021/06/30 14:01:06	Van Buren	Diagnostic	101179	1336985

2021/06/30 14:01:06	Van Buren	Serology	1795	23719
2021/06/30 14:01:06	Van Buren	Total	102974	1360704
2021/06/30 14:01:06	Washtenaw	Serology	18655	50748
2021/06/30 14:01:06	Washtenaw	Diagnostic	786082	2138411
2021/06/30 14:01:06	Washtenaw	Total	804737	2189159
2021/06/30 14:01:06	Wayne	Diagnostic	1516080	1373495
2021/06/30 14:01:06	Wayne	Serology	81975	74265
2021/06/30 14:01:06	Wayne	Total	1598055	1447760
2021/06/30 14:01:06	Wexford	Diagnostic	32667	971336
2021/06/30 14:01:06	Wexford	Serology	1339	39814
2021/06/30 14:01:06	Wexford	Total	34006	1011150

PUBLIC USE DATASETS

Diagnostic Tests by Result and County

README

Data include diagnostic tests for COVID-19 by date and county.

Diagnostic tests are used to find current infection and look for genes or proteins from the severe acute respiratory syndrome coronavirus 2 (SARS-CoV-2), the virus that causes COVID-19. These tests, which are performed as nasal swabs, include: Nucleic acid amplification test/real-time polymerase chain reaction (NAAT/RT-PCR) test and rapid virus antigen detection point of care (POC) tests.

Correctional includes state and federal prisons and county and city detention facilities.

Testing data represents total tests performed, not individuals tested. A single individual may have more than one test completed.

The total number of positive tests may exceed the number of confirmed cases due to 1) a single individual may have more than one test performed; 2) MDHHS may receive data on positive tests in advance of a local health department classifying an individual as a confirmed or probable case, and 3) although efforts have been made to de-duplicate testing data, some duplication may occur.

DIAGNOSTIC TESTS BY RESULT AND COUNTY 2021-06-30

MessageDate	COUNTY	Negative	Positive	Total
6/29/2021	Alcona	15	0	15
6/29/2021	Alger	4	0	4
6/29/2021	Allegan	125	0	125
6/29/2021	Alpena	46	0	46
6/29/2021	Antrim	13	0	13
6/29/2021	Arenac	14	0	14
6/29/2021	Baraga	67	0	67
6/29/2021	Barry	62	1	63
6/29/2021	Bay	84	0	84
6/29/2021	Benzie	18	1	19
6/29/2021	Berrien	333	6	339
6/29/2021	Branch	76	3	79
6/29/2021	Calhoun	330	3	333
6/29/2021	Cass	42	0	42
6/29/2021	Charlevoix	11	0	11
6/29/2021	Cheboygan	13	0	13
6/29/2021	Chippewa	321	2	323
6/29/2021	Clare	34	1	35
6/29/2021	Clinton	82	1	83
6/29/2021	Correctional	1187	2	1189
6/29/2021	Crawford	11	0	11
6/29/2021	Delta	87	0	87
6/29/2021	Detroit City	1067	16	1083
6/29/2021	Dickinson	18	0	18
6/29/2021	Eaton	148	2	150
6/29/2021	Emmet	24	0	24
6/29/2021	Genesee	338	0	338
6/29/2021	Gladwin	22	0	22
6/29/2021	Gogebic	63	0	63
6/29/2021	Grand Traverse	88	3	91
6/29/2021	Gratiot	47	1	48
6/29/2021	Hillsdale	61	0	61
6/29/2021	Houghton	88	0	88
6/29/2021	Huron	26	0	26
6/29/2021	Ingham	434	8	442
6/29/2021	Ionia	82	2	84
6/29/2021	Iosco	17	0	17
6/29/2021	Iron	19	0	19
6/29/2021	Isabella	113	0	113
6/29/2021	Jackson	491	5	496
6/29/2021	Kalamazoo	344	5	349
6/29/2021	Kalkaska	7	0	7
6/29/2021	Kent	981	9	990
6/29/2021	Keweenaw	3	0	3
6/29/2021	Lake	6	0	6
6/29/2021	Lapeer	56	2	58
6/29/2021	Leelanau	14	0	14

6/29/2021	Lenawee	119	0	119
6/29/2021	Livingston	250	0	250
6/29/2021	Luce	3	0	3
6/29/2021	Mackinac	31	0	31
6/29/2021	Macomb	1084	17	1101
6/29/2021	Manistee	21	0	21
6/29/2021	Marquette	78	2	80
6/29/2021	Mason	38	2	40
6/29/2021	Mecosta	56	1	57
6/29/2021	Menominee	26	1	27
6/29/2021	Midland	78	1	79
6/29/2021	Missaukee	9	1	10
6/29/2021	Monroe	146	1	147
6/29/2021	Montcalm	102	1	103
6/29/2021	Montmorency	25	0	25
6/29/2021	Muskegon	194	8	202
6/29/2021	Newaygo	50	0	50
6/29/2021	Oakland	1685	28	1713
6/29/2021	Oceana	30	0	30
6/29/2021	Ogemaw	13	0	13
6/29/2021	Ontonagon	31	0	31
6/29/2021	Osceola	24	0	24
6/29/2021	Oscoda	10	0	10
6/29/2021	Otsego	26	0	26
6/29/2021	Ottawa	331	4	335
6/29/2021	Presque Isle	13	1	14
6/29/2021	Roscommon	32	0	32
6/29/2021	Saginaw	186	1	187
6/29/2021	Sanilac	29	1	30
6/29/2021	Schoolcraft	1	0	1
6/29/2021	Shiawassee	106	0	106
6/29/2021	St Clair	126	0	126
6/29/2021	St Joseph	56	1	57
6/29/2021	Tuscola	64	0	64
6/29/2021	Unknown	356	1	357
6/29/2021	Van Buren	91	1	92
6/29/2021	Washtenaw	794	5	799
6/29/2021	Wayne	1772	22	1794
6/29/2021	Wexford	20	0	20