



Western Michigan University  
ScholarWorks at WMU

---

Cumulative Michigan COVID-19 Data

Michigan COVID-19 State Data

---

7-1-2021

## 2021-07-01\_MichiganOverview\_COVIDstats

Michigan Department of Health & Human Services

Follow this and additional works at: <https://scholarworks.wmich.edu/michigan-covid-data-state-cumulative>



Part of the Public Health Commons

---

### WMU ScholarWorks Citation

Michigan Department of Health & Human Services, "2021-07-01\_MichiganOverview\_COVIDstats" (2021).  
*Cumulative Michigan COVID-19 Data*. 411.

<https://scholarworks.wmich.edu/michigan-covid-data-state-cumulative/411>

This Website is brought to you for free and open access  
by the Michigan COVID-19 State Data at ScholarWorks at  
WMU. It has been accepted for inclusion in Cumulative  
Michigan COVID-19 Data by an authorized administrator  
of ScholarWorks at WMU. For more information, please  
contact [wmu-scholarworks@wmich.edu](mailto:wmu-scholarworks@wmich.edu).



Coronavirus

MI SAFE START

CONTAIN COVID

RESOURCES

PRESS RELEASES

DONATE

VIDEO UPDATES

CORONAVIRUS / MICHIGAN DATA

Michigan Data

Hospitals

Long Term  
Care Facilities

Coronavirus  
Symptoms

Cumulative  
Recovered

Outbreak  
Reporting

School-Related  
Outbreak  
Reporting

Wastewater  
Surveillance

Testing  
Turnaround  
Time

MIS-C Data  
and Reporting

Data and  
Modeling  
Updates

Data is no longer being updated on Saturday/Sunday. Data will not be updated Monday, July 5 due to the state holiday.

**Note on deaths (07/01/21):** Regular reviews of death certificate data maintained in Vital Records reporting systems are conducted by MDHHS staff two times per week. As a part of this process, records that identify COVID-19 infection as a contributing factor to death are compared against all laboratory confirmed cases of COVID-19 in the Michigan Disease Surveillance System (MDSS). If a death certificate is matched to a confirmed COVID-19 case and that record in the MDSS does not indicate the individual died, the MDSS record is updated to indicate the death and the appropriate local health department is notified. These matched deaths are then included with mortality information posted to the Michigan Coronavirus website. As a result of the most recent assessment, today's data includes **14** additional deaths identified by this methodology. Corrections made to the provisional case data resulted in a net daily count of 10 deaths.

The State of Michigan is working around the clock to test and treat COVID-19 patients. Below is the most recent data healthcare experts across the state have compiled. It is updated Monday - Friday.

CURRENT STATUS

DAILY CASES

CUMULATIVE TRENDS

DEMOGRAPHICS

TOTAL TESTING

CONFIRMATORY TESTING

LEARN MORE

View Cases

View Deaths

View Table

Select Preparedness Region:

All

Select County:

All

This report is provisional and subject to change. City of Detroit and Wayne County are reported separately. MDHHS began tracking probable cases April 5, 2020. FCI indicates federal correctional institute. MDOC indicates Michigan Department of Corrections. Diagnostic tests, including nucleic acid amplification/real-time polymerase chain reaction (NAAT/RT-PCR) and rapid virus antigen detection tests, look for current infection. Serology (antibody) tests are used to look for the possibility of previous infection.

Source: Michigan Disease Surveillance System (MDSS) and Vital Records.

COVID-19 Cases by County

Confirmed cases include individuals with a positive NAAT/RT-PCR test for COVID-19. Probable cases include individuals with either a positive rapid antigen detection test OR COVID-19 symptoms and an epidemiologic link to a confirmed COVID-19 case, but no diagnostic test.

Cases by County

21-822

823-3215

3216-11264

11265-118748

118749+

Michigan

Thursday, July 1, 2021

Current Totals

Laboratory Testing

Test Type	Tests Performed
Diagnostic	14,269,788
Serology	634,808
Total	14,904,596

Microsoft Power BI

< 1 of 7 >

https://www.michigan.gov/coronavirus/0,9753,7-406-98163\_98173---,00.html

1/2

Cases by Hispanic/Latino Ethnicity

Hispanic/Latino Ethnicity	Percentage of Overall Cases by Ethnicity	Percentage of Deceased Cases by Ethnicity
Hispanic/Latino	5.35%	3.19%
Non-Hispanic Latino	70.17%	85.38%
Unknown	24.48%	11.42%

Totals may not add to 100% due to rounding

Cases by Arab Ethnicity

Arab Ethnicity	Percentage of Overall Cases by Ethnicity	Percentage of Deceased Cases by Ethnicity
Arab	2.81%	1.73%
Non-Arab	50.47%	53.92%
Unknown	46.71%	44.35%

Totals may not add to 100% due to rounding

PUBLIC USE DATASETS 07/01/2021

(Downloadable .xlsx files)

Cases and Deaths by County

Cases and Deaths by County by Date of Onset of Symptoms and Date of Death

Cases by Demographics Statewide

COVID-19 Tests by County

Diagnostic Tests by Result and County



MICHIGAN.GOV HOME  
ADA  
MICHIGAN NEWS  
POLICIES

COPYRIGHT 2021 STATE OF MICHIGAN

# Cumulative Total of Recovered COVID-19 Cases

Cumulative Total of Recovered COVID-19 Cases (as of 06/25/2021): **865,577**

During this response, MDHHS is reviewing vital records statistics to identify any laboratory confirmed COVID-19 cases who are 30 days out from their onset of illness to represent recovery status. As the pandemic continues to impact Michigan, this pool will expand to include more cases. Recovered is defined as the number of persons with a confirmed COVID-19 diagnosis who are alive 30 days post-onset (or referral date if onset is not available). The number of persons recovered on June 25, 2021 represents COVID-19 confirmed individuals with an onset date on or prior to May 24, 2021. If an individual dies from a COVID-related cause >30 days from onset/referral, they are removed from the number of persons recovered. These numbers will be updated every Monday.

Source: Michigan Disease Surveillance System and Vital Records

[View Cases](#)[View Deaths](#)[View Table](#)

Select Preparedness Region:

All



Select County:

All



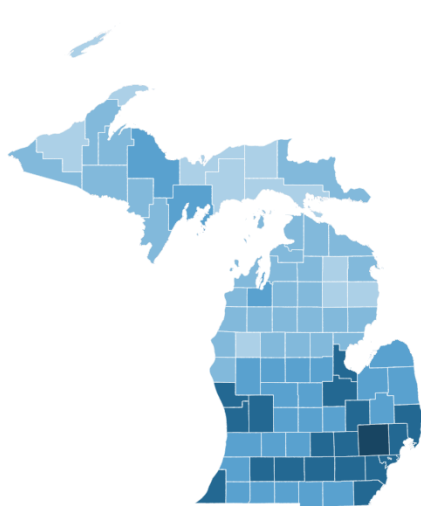
*This report is provisional and subject to change. City of Detroit and Wayne County are reported separately. MDHHS began tracking probable cases April 5, 2020. FCI indicates federal correctional institute. MDOC indicates Michigan Department of Corrections. Diagnostic tests, including nucleic acid amplification/real-time polymerase chain reaction (NAAT/RT-PCR) and rapid virus antigen detection tests, look for current infection. Serology (antibody) tests are used to look for the possibility of previous infection.*

*Source: Michigan Disease Surveillance System (MDSS) and Vital Records.*

## COVID-19 Cases by County

Confirmed cases include individuals with a positive NAAT/RT-PCR test for COVID-19. Probable cases include individuals with either a positive rapid antigen detection test OR COVID-19 symptoms and an epidemiologic link to a confirmed COVID-19 case, but no diagnostic test.

### Cases by County



## Michigan

Thursday, July 1, 2021

### Michigan (Statewide) Case Fatality Rate

2.2%

### Current Totals

Case Status	Cases	Deaths
Confirmed	894,856	19,758
Probable	105,385	1,255
<b>Total</b>	<b>1,000,241</b>	<b>21,013</b>

### Laboratory Testing

Test Type	Tests Performed
Diagnostic	14,269,788
Serology	634,808
<b>Total</b>	<b>14,904,596</b>

[View Cases](#)[View Deaths](#)[View Table](#)

Select Preparedness Region:

All

Select County:

All

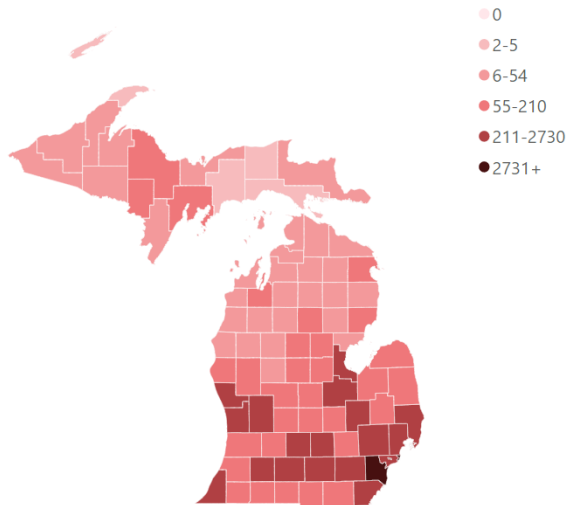
*This report is provisional and subject to change. City of Detroit and Wayne County are reported separately. MDHHS began tracking probable cases April 5, 2020. FCI indicates federal correctional institute. MDOC indicates Michigan Department of Corrections. Diagnostic tests, including nucleic acid amplification/real-time polymerase chain reaction (NAAT/RT-PCR) and rapid virus antigen detection tests, look for current infection. Serology (antibody) tests are used to look for the possibility of previous infection.*

*Source: Michigan Disease Surveillance System (MDSS) and Vital Records.*

## COVID-19 Deaths by County

Confirmed deaths include individuals who had a confirmed COVID-19 infection AND are either classified as deceased during the case investigation, have COVID-19 indicated as a cause of death on their death certificate, or who die within 30 days of infection and their manner of death is listed as natural. Probable deaths include individuals who have COVID-19 indicated on their death certificate where there is no available evidence of a confirmatory test result (positive or negative).

### Deaths by County



## Michigan

Thursday, July 1, 2021

### Michigan (Statewide) Case Fatality Rate

2.2%

### Current Totals

Case Status	Cases	Deaths
Confirmed	894,856	19,758
Probable	105,385	1,255
<b>Total</b>	<b>1,000,241</b>	<b>21,013</b>

### Laboratory Testing

Test Type	Tests Performed
Diagnostic	14,269,788
Serology	634,808
<b>Total</b>	<b>14,904,596</b>

Cases

Deaths

View Table

Select Preparedness Region:

All



Select County:

All



Cases are shown by onset date or by lab specimen collection date if onset date was unavailable. Deaths are shown by date of death or date of last status update if date of death was unavailable. Tracking of probable cases and deaths did not begin until April 5, 2020, therefore only probable cases referred for investigation on or after April 5, 2020 are displayed (onset may have been prior).

Notes: FCI indicates federal correctional institute. MDOC indicates Michigan Department of Corrections.

## Daily Cases by Status

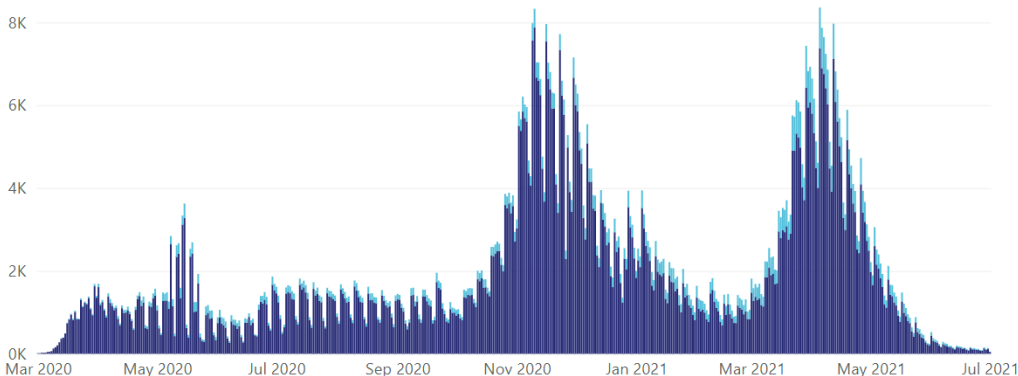
The number of daily confirmed cases represent the total number of people who had a positive NAAT/RT-PCR test for COVID-19. Cases are shown by the date of onset of symptoms.

Filter by Date:

3/1/2020

7/1/2021

### Cases by Date of Onset

Case Status ● Confirmed ● Probable

Cases

Deaths

View Table

Select Preparedness Region:

All



Select County:

All



Cases are shown by onset date or by lab specimen collection date if onset date was unavailable. Deaths are shown by date of death or date of last status update if date of death was unavailable. Tracking of probable cases and deaths did not begin until April 5, 2020, therefore only probable cases referred for investigation on or after April 5, 2020 are displayed (onset may have been prior).

Notes: FCI indicates federal correctional institute. MDOC indicates Michigan Department of Corrections.

## Daily Deaths by Status

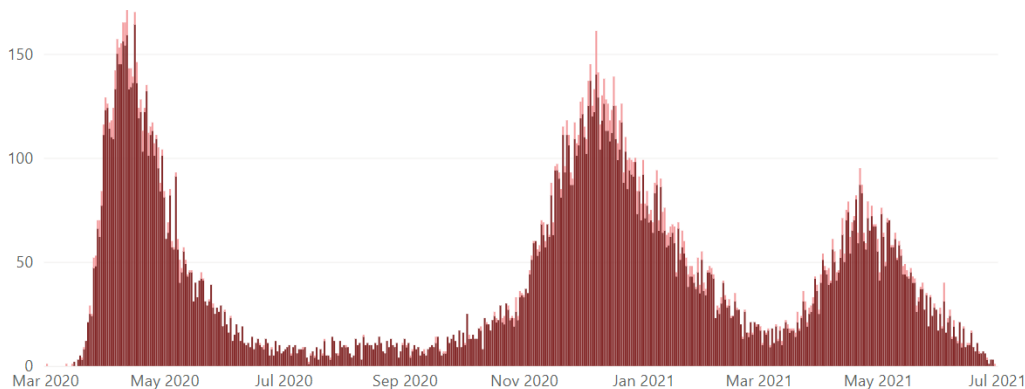
Confirmed deaths include individuals who had a confirmed COVID-19 infection and are classified as deceased by the case investigation, have COVID-19 indicated as a cause of death on their death certificate, or who die within 30 days of infection and their manner of death is listed as natural. Data are shown by the date of death.

Filter by Date:

3/1/2020

7/1/2021

### Deaths by Date of Death

Case Status ● Confirmed ● Probable

View Table

View Chart

Select Preparedness Region:

All



Select County:

All



Cases are shown by onset date or by lab specimen collection date if onset date was unavailable. Deaths are shown by date of death or date of last status update if date of death was unavailable. Tracking of probable cases and deaths did not begin until April 5, 2020, therefore these data are not displayed by date.

Notes: FCI indicates federal correctional institute. MDOC indicates Michigan Department of Corrections.

## Cumulative Confirmed Cases and Deaths among Confirmed Cases

Cumulative cases represent the total number of people who had a positive NAAT/RT-PCR test for COVID-19. Cases are shown by the date of onset of symptoms. Cumulative Deaths represent the total number of people who had a confirmed COVID-19 infection AND are either classified as deceased during the case investigation, have COVID-19 indicated as a cause of death on their death certificate, or who die within 30 days of onset and their manner of death is listed as natural. Deaths are shown by date of death.

Filter By Date:

3/1/2020

7/1/2021

### Cumulative Confirmed Cases and Deaths among Confirmed Cases by Date

● Confirmed Cases ● Deaths

0.8M

0.6M

0.4M

0.2M

0.0M

Mar 2020

May 2020

Jul 2020

Sep 2020


Nov 2020

Jan 2021

Mar 2021

May 2021

Jul 2021





## Cases by Demographic Characteristics

Data are suppressed when the number of cases is five or below to protect the confidentiality of individuals. The sum of the cases for individual categories may be fewer than the total number of cases due to data suppression. Rates are not calculated for multiple races, other, and unknown race categories due to the unavailability of an appropriate denominator.

Cases

Deaths

Select case status:

- ☒ Confirmed  
☐ Probable

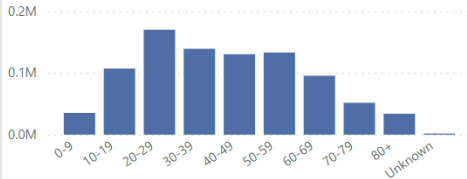
Select Preparedness Region:

All

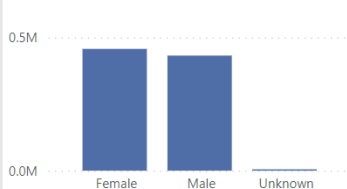
Select county:

All

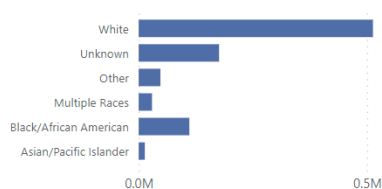
### Cases by Age Group



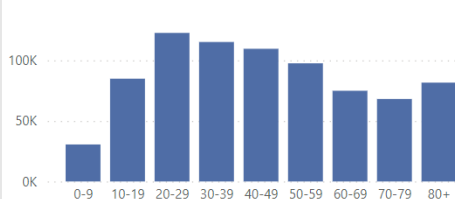
### Cases by Sex



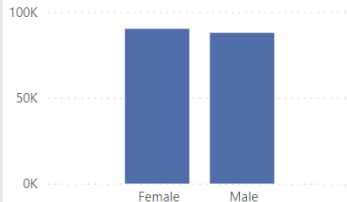
### Cases by Race



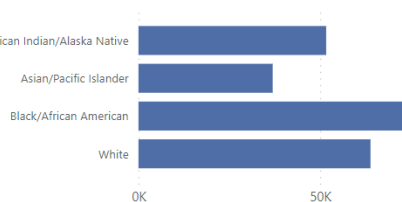
### Cases per Million by Age Group



### Cases per Million by Sex



### Cases per Million by Race



## Cases by Demographic Characteristics

Data are suppressed when the number of cases is five or below to protect the confidentiality of individuals. The sum of the cases for individual categories may be fewer than the total number of cases due to data suppression. Rates are not calculated for multiple races, other, and unknown race categories due to the unavailability of an appropriate denominator.

Cases

Deaths

Select case status:

- ☐ Confirmed  
☒ Probable

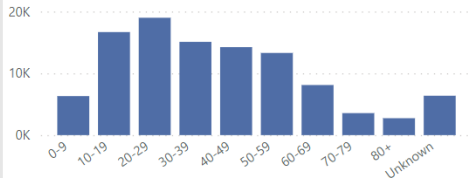
Select Preparedness Region:

All

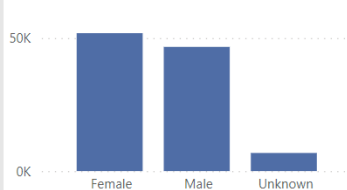
Select county:

All

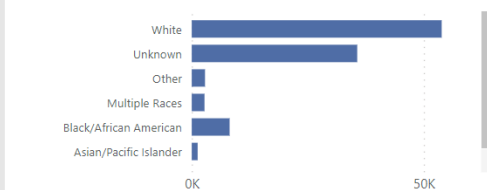
### Cases by Age Group



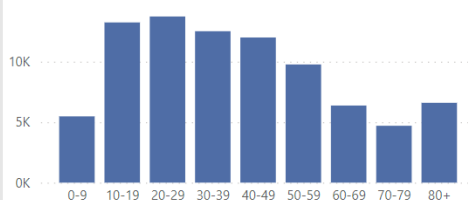
### Cases by Sex



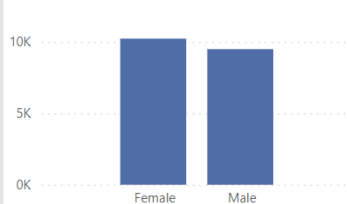
### Cases by Race



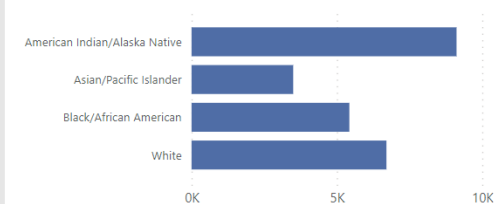
### Cases per Million by Age Group



### Cases per Million by Sex



### Cases per Million by Race



## Deaths by Demographic Characteristics

Data are suppressed when the number of deaths is five or below to protect the confidentiality of individuals. The sum of the deaths for individual categories may be fewer than the total number of deaths due to data suppression. Rates are not calculated for multiple races, other, and unknown race categories due to the unavailability of an appropriate denominator.

Cases

Deaths

Select case status:

- ☒ Confirmed  
☐ Probable

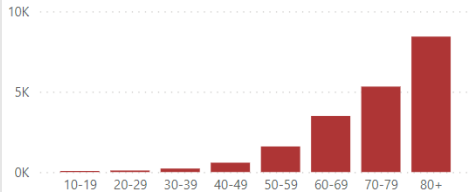
Select Preparedness Region:

All

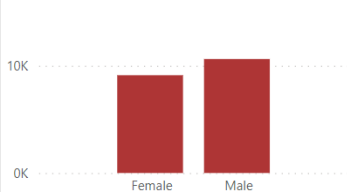
Select county:

All

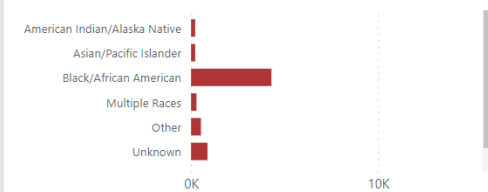
### Deaths by Age Group



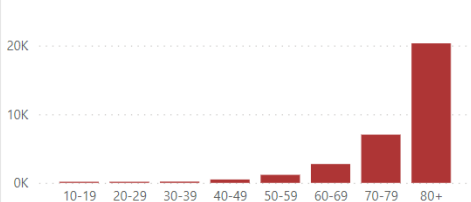
### Deaths by Sex



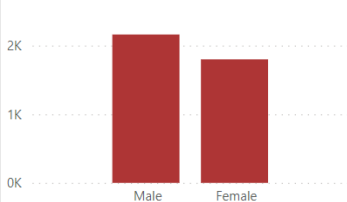
### Deaths by Race



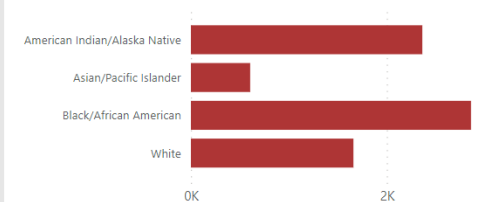
### Deaths per Million by Age Group



### Deaths per Million by Sex



### Deaths per Million by Race



## Deaths by Demographic Characteristics

Data are suppressed when the number of deaths is five or below to protect the confidentiality of individuals. The sum of the deaths for individual categories may be fewer than the total number of deaths due to data suppression. Rates are not calculated for multiple races, other, and unknown race categories due to the unavailability of an appropriate denominator.

Cases

Deaths

Select case status:

☐ Confirmed☒ Probable

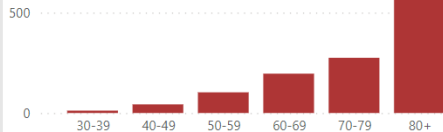
Select Preparedness Region:

All

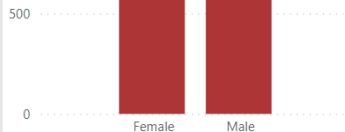
Select county:

All

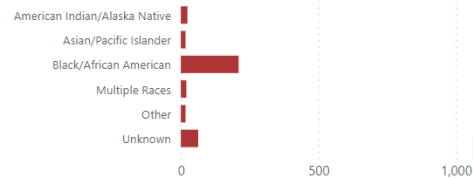
### Deaths by Age Group



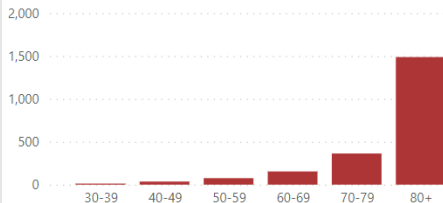
### Deaths by Sex



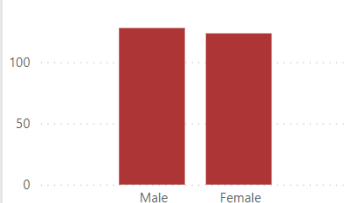
### Deaths by Race



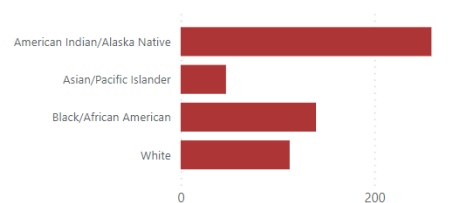
### Deaths per Million by Age Group



### Deaths per Million by Sex



### Deaths per Million by Race



[View Table](#)[View Charts](#)

Select Preparedness Region:

All

Select County:

All

Confirmatory tests are used to find current infection and look for genes from the severe acute respiratory syndrome coronavirus 2 (SARS-CoV-2), the virus that causes COVID-19. These tests, which are performed as nasal swabs, include: Nucleic acid amplification test/real-time polymerase chain reaction (NAAT/RT-PCR) tests.

Serology tests are used to look for the possibility of previous infection. Serology tests look for antibodies to SARS-CoV-2 in the blood. There are currently two types of serology tests: the enzyme-linked immunosorbent assay (ELISA) test and the rapid antibody detection test. Serology tests do not diagnose disease and do not guarantee immunity, but might provide information about previous infection.

## Total Covid-19 Laboratory Tests

Total testing includes both confirmatory tests which are used to determine if an individual currently has COVID-19 and serology testing which is used to determine if a person has antibodies to COVID-19.

Filter by Date:

3/10/2020

6/30/2021

### Total Laboratory Tests by Type and Date

Test Type ● Diagnostic ● Serology

100K

50K

0K

May 2020

Jul 2020

Sep 2020

Nov 2020

Jan 2021

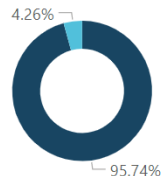
Mar 2021

May 2021

### Total Tests Completed to Date

Test Type	Count	Tests per Million Residents
Diagnostic	14,269,788	1,428,246
Serology	634,808	63,537
Total	14,904,596	1,491,783

### Percent of Tests Completed by Type



Test Type

● Diagnostic

● Serology

View Table

View Charts

Select Preparedness Region

All



Select County

All



Confirmatory tests are used to find current infection and look for genes from the severe acute respiratory syndrome coronavirus 2 (SARS-CoV-2), the virus that causes COVID-19. These tests, which are performed as nasal swabs, include: Nucleic acid amplification test/real-time polymerase chain reaction (NAAT/RT-PCR) tests. Confirmatory tests do not include serology tests which look for antibodies to SARS-Cov-2 in the blood.

## Confirmatory Covid-19 Laboratory Tests

Confirmatory tests are used to determine if an individual is currently infected with COVID-19.

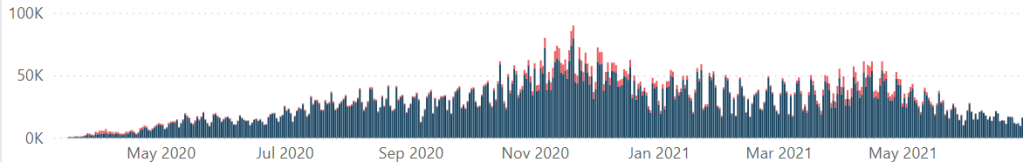
Filter by Date

3/10/2020

6/30/2021

### Total Laboratory Tests by Type and Date

Test Type ● Negative ● Positive



### Percent of Confirmatory Tests That Were Positive



### Where does the data come from?

The State of Michigan COVID-19 Dashboard displays the most recent provisional data reported to the Michigan Department of Health and Humans Services (MDHHS) about cases in Michigan by selected demographics and county of residence (City of Detroit and Wayne County are reported separately). Data are reported to MDHHS via the [Michigan Disease Surveillance System \(MDSS\)](#). Provisional Death data are provided by the MDHHS Division for [Vital Records & Health Statistics](#).

### How does MDHHS classify confirmed and probable cases?

Confirmed cases only include individuals who have had a positive diagnostic laboratory test for COVID-19. Probable cases include individuals who have symptoms consistent with COVID-19 and an epidemiologic link to a confirmed case or a positive serology (antibody) test, but do not have a positive diagnostic laboratory test for COVID-19 and individuals with a positive serology (antibody) test for COVID-19 and an epidemiologic link to a confirmed case.

### How does MDHHS classify confirmed and probable deaths?

Confirmed deaths include individuals who meet one or more of the following conditions: 1) Have been identified as a confirmed case and classified as deceased as a result of a case investigation in the Michigan Disease Surveillance System (MDSS). MDSS is the database used by state and local health department to monitor reportable diseases like COVID-19; 2) have been identified as a confirmed case in MDSS had have a death certificate with COVID-19 listed as a cause of death; 3) have been identified as a confirmed case in MDSS and die within 30 days of onset of COVID-19 infection and have a death certificate which classifies their manner death as 'natural'. Probable deaths include individuals who have COVID indicated as a cause of death on their death certificate but have not had a positive diagnostic laboratory test.

### Why do the number of probable cases fluctuate?

The number of probable cases can change daily based on the investigation efforts of the health department. When a probable case is first reported, local and/or state health department staff investigate to determine if the person meets the case definition of probable. As additional information is gathered, the case could be re-classified to confirmed, remain as probable, or be determined as not a case.

### Why do data in the demographics tab not sum to the total number of cases for a county or region?

Data are not shown whenever the number of cases for a particular demographic category is fewer than six to protect the confidentiality of individuals. Rates are not calculated for other, multiple, and unknown race because an appropriate population denominator is not available for these categories at the county level.

### Where can I get more information about COVID-19?

Visit <https://www.michigan.gov/coronavirus> to find information on resources and assistance, answers to frequently asked questions, and the latest updates on Michigan's response to COVID-19. For COVID-19 updates from CDC visit <https://www.cdc.gov/coronavirus/2019-ncov>.

# PUBLIC USE DATASETS

## Cases and Deaths by County

### README

Includes total cases and deaths to date by case status (confirmed or probable) and county. County is based on the county of residence.

Confirmed cases only include individuals who have had a positive diagnostic laboratory test for COVID-19.

Probable cases include individuals who have symptoms consistent with COVID-19 and an epidemiologic link to a confirmed case or a positive serology (antibody) test, but do not have a positive diagnostic laboratory test for COVID-19 and individuals with a positive serology (antibody) test for COVID-19 and an epidemiologic link to a confirmed case.

Confirmed deaths include individuals who meet one or more of the following conditions: 1) Have been identified as a confirmed case and classified as deceased as a result of a case investigation in the Michigan Disease Surveillance System (MDSS). MDSS is the database used by state and local health department to monitor reportable diseases like COVID-19; 2) have been identified as a confirmed case in MDSS had have a death certificate with COVID-19 listed as a cause of death; 3) have been identified as a confirmed case in MDSS and die within 30 days of onset of COVID-19 infection and have a death certificate which classifies their manner death as 'natural'.

Probable deaths include individuals who have COVID indicated as a cause of death on their death certificate but have not had a positive diagnostic laboratory test.

The number of probable cases can change daily based on information obtained through the health department investigation. Probable cases can be re-classified as a confirmed case or determined to not be a case.



## COVID-19 CASES AND DEATHS BY COUNTY 2021-07-01

Updated	COUNTY	ConfirmedCases	ConfirmedDeaths	ProbableCases	ProbableDeaths
2021/07/01 14:00:46	Alcona	607	28	132	5
2021/07/01 14:00:46	Alger	323	3	196	4
2021/07/01 14:00:46	Allegan	10029	137	1160	24
2021/07/01 14:00:46	Alpena	1827	62	445	1
2021/07/01 14:00:46	Antrim	1304	24	331	6
2021/07/01 14:00:46	Arenac	1091	29	118	0
2021/07/01 14:00:46	Baraga	695	39	128	0
2021/07/01 14:00:46	Barry	5371	64	594	5
2021/07/01 14:00:46	Bay	10591	341	675	14
2021/07/01 14:00:46	Benzie	1065	35	216	1
2021/07/01 14:00:46	Berrien	13956	273	1572	20
2021/07/01 14:00:46	Branch	4503	93	415	4
2021/07/01 14:00:46	Calhoun	12412	300	2157	18
2021/07/01 14:00:46	Cass	4808	72	695	5
2021/07/01 14:00:46	Charlevoix	1307	22	369	0
2021/07/01 14:00:46	Cheboygan	1588	45	343	1
2021/07/01 14:00:46	Chippewa	1096	28	1418	6
2021/07/01 14:00:46	Clare	2053	84	428	1
2021/07/01 14:00:46	Clinton	6047	86	1611	7
2021/07/01 14:00:46	Crawford	921	14	75	0
2021/07/01 14:00:46	Delta	3345	76	712	19
2021/07/01 14:00:46	Dickinson	2412	59	343	15
2021/07/01 14:00:46	Eaton	8877	202	1280	10
2021/07/01 14:00:46	Emmet	1918	42	461	1
2021/07/01 14:00:46	Genesee	33571	905	8187	66
2021/07/01 14:00:46	Gladwin	1920	57	385	4
2021/07/01 14:00:46	Gogebic	1044	23	362	29
2021/07/01 14:00:46	Grand Traverse	5663	85	817	14
2021/07/01 14:00:46	Gratiot	3247	117	847	4
2021/07/01 14:00:46	Hillsdale	4039	90	363	3
2021/07/01 14:00:46	Houghton	2536	35	607	8
2021/07/01 14:00:46	Huron	3057	75	1036	7
2021/07/01 14:00:46	Ingham	22725	384	2187	8
2021/07/01 14:00:46	Ionia	6245	77	91	3
2021/07/01 14:00:46	Iosco	1810	69	197	5
2021/07/01 14:00:46	Iron	985	43	69	10
2021/07/01 14:00:46	Isabella	5399	95	940	5
2021/07/01 14:00:46	Jackson	14746	286	1096	7
2021/07/01 14:00:46	Kalamazoo	20309	362	2883	40
2021/07/01 14:00:46	Kalkaska	1066	27	78	0
2021/07/01 14:00:46	Kent	68724	800	5049	64
2021/07/01 14:00:46	Keweenaw	142	1	32	1
2021/07/01 14:00:46	Lake	593	15	45	1
2021/07/01 14:00:46	Lapeer	7854	204	1389	2

2021/07/01 14:00:46	Leelanau	1025	19	218	0
2021/07/01 14:00:46	Lenawee	8686	166	702	5
2021/07/01 14:00:46	Livingston	14787	183	1969	13
2021/07/01 14:00:46	Luce	226	4	256	1
2021/07/01 14:00:46	Mackinac	459	3	257	0
2021/07/01 14:00:46	Macomb	91995	2367	8229	128
2021/07/01 14:00:46	Manistee	1122	19	88	3
2021/07/01 14:00:46	Marquette	4259	62	827	1
2021/07/01 14:00:46	Mason	2009	36	131	1
2021/07/01 14:00:46	Mecosta	3037	35	179	1
2021/07/01 14:00:46	Menominee	1799	41	331	2
2021/07/01 14:00:46	Midland	6860	91	717	3
2021/07/01 14:00:46	Missaukee	1269	19	244	8
2021/07/01 14:00:46	Monroe	12811	241	2608	23
2021/07/01 14:00:46	Montcalm	5503	112	590	2
2021/07/01 14:00:46	Montmorency	526	19	92	1
2021/07/01 14:00:46	Muskegon	15742	362	564	9
2021/07/01 14:00:46	Newaygo	4558	66	342	2
2021/07/01 14:00:46	Oakland	102295	2310	16454	136
2021/07/01 14:00:46	Oceana	2623	58	146	2
2021/07/01 14:00:46	Ogemaw	1474	42	273	1
2021/07/01 14:00:46	Ontonagon	421	20	61	1
2021/07/01 14:00:46	Osceola	1699	31	263	0
2021/07/01 14:00:46	Oscoda	584	29	107	2
2021/07/01 14:00:46	Otsego	1929	36	418	5
2021/07/01 14:00:46	Ottawa	30497	392	2444	49
2021/07/01 14:00:46	Presque Isle	895	33	162	1
2021/07/01 14:00:46	Roscommon	1622	53	278	2
2021/07/01 14:00:46	Saginaw	20028	604	1362	21
2021/07/01 14:00:46	Sanilac	3736	117	525	8
2021/07/01 14:00:46	Schoolcraft	354	4	84	1
2021/07/01 14:00:46	Shiawassee	5737	105	701	2
2021/07/01 14:00:46	St Clair	15385	426	3098	22
2021/07/01 14:00:46	St Joseph	5560	95	696	6
2021/07/01 14:00:46	Tuscola	4886	162	782	12
2021/07/01 14:00:46	Van Buren	6682	117	465	13
2021/07/01 14:00:46	Washtenaw	24109	296	2404	7
2021/07/01 14:00:46	Wayne	102059	2571	8433	160
2021/07/01 14:00:46	Wexford	2555	44	347	4
2021/07/01 14:00:46	MDOC	25905	149	843	3
2021/07/01 14:00:46	FCI	315	5	5	0
2021/07/01 14:00:46	Out-of-State	1510	13	120	2
2021/07/01 14:00:46	Unknown	3	0	18	0
2021/07/01 14:00:46	Detroit City	51499	2293	4018	144

# PUBLIC USE DATASETS

## Cases by Demographics Statewide

### README

Includes the total number of confirmed and probable cases and confirmed and probable deaths to date by demographic characteristics

Confirmed cases only include individuals who have had a positive diagnostic laboratory test for COVID-19.

Probable cases include individuals who have symptoms consistent with COVID-19 and an epidemiologic link to a confirmed case or a positive serology (antibody) test, but do not have a positive diagnostic laboratory test for COVID-19 and individuals with a positive serology (antibody) test for COVID-19 and an epidemiologic link to a confirmed case.

Confirmed deaths include individuals who meet one or more of the following conditions: 1) Have been identified as a confirmed case and classified as deceased as a result of a case investigation in the Michigan Disease Surveillance System (MDSS). MDSS is the database used by state and local health department to monitor reportable diseases like COVID-19; 2) have been identified as a confirmed case in MDSS had have a death certificate with COVID-19 listed as a cause of death; 3) have been identified as a confirmed case in MDSS and die within 30 days of onset of COVID-19 infection and have a death certificate which classifies their manner death as 'natural'.

Probable deaths include individuals who have COVID indicated as a cause of death on their death certificate but have not had a positive diagnostic laboratory test.

The number of probable cases can change daily based on information obtained through the health department investigation. Probable cases can be re-classified as a confirmed case or determined to not be a case.

Data is suppressed when the number of cases or deaths in a single category is between one and five to protect the confidentiality of individuals.

# **CASES BY DEMOGRAPHICS STATEWIDE 2021-07-01**

CASE_STATUS	AgeCat	RaceCat	SEX	Cases	Deaths
Confirmed	0-9	American Indian/Alaska Native	Female	141	0
Confirmed	10-19	American Indian/Alaska Native	Female	343	0
Confirmed	20-29	American Indian/Alaska Native	Female	509	0
Confirmed	30-39	American Indian/Alaska Native	Female	394	Suppressed
Confirmed	40-49	American Indian/Alaska Native	Female	359	Suppressed
Confirmed	50-59	American Indian/Alaska Native	Female	346	11
Confirmed	60-69	American Indian/Alaska Native	Female	231	20
Confirmed	70-79	American Indian/Alaska Native	Female	120	25
Confirmed	80+	American Indian/Alaska Native	Female	69	35
Confirmed	Unknown	American Indian/Alaska Native	Female	Suppressed	0
Confirmed	0-9	Asian/Pacific Islander	Female	271	0
Confirmed	10-19	Asian/Pacific Islander	Female	817	0
Confirmed	20-29	Asian/Pacific Islander	Female	1462	0
Confirmed	30-39	Asian/Pacific Islander	Female	1286	Suppressed
Confirmed	40-49	Asian/Pacific Islander	Female	1101	Suppressed
Confirmed	50-59	Asian/Pacific Islander	Female	899	7
Confirmed	60-69	Asian/Pacific Islander	Female	477	11
Confirmed	70-79	Asian/Pacific Islander	Female	240	29
Confirmed	80+	Asian/Pacific Islander	Female	144	36
Confirmed	Unknown	Asian/Pacific Islander	Female	0	0
Confirmed	0-9	Black/African American	Female	2589	Suppressed
Confirmed	10-19	Black/African American	Female	5617	Suppressed
Confirmed	20-29	Black/African American	Female	11701	18
Confirmed	30-39	Black/African American	Female	10356	33
Confirmed	40-49	Black/African American	Female	8365	83
Confirmed	50-59	Black/African American	Female	7090	219
Confirmed	60-69	Black/African American	Female	5587	449
Confirmed	70-79	Black/African American	Female	3100	552
Confirmed	80+	Black/African American	Female	2002	679
Confirmed	Unknown	Black/African American	Female	21	0
Confirmed	0-9	Multiple Races	Female	780	0
Confirmed	10-19	Multiple Races	Female	2286	Suppressed
Confirmed	20-29	Multiple Races	Female	2980	0
Confirmed	30-39	Multiple Races	Female	2172	0
Confirmed	40-49	Multiple Races	Female	2166	Suppressed
Confirmed	50-59	Multiple Races	Female	2195	9
Confirmed	60-69	Multiple Races	Female	1582	20
Confirmed	70-79	Multiple Races	Female	864	33
Confirmed	80+	Multiple Races	Female	546	67
Confirmed	Unknown	Multiple Races	Female	13	0
Confirmed	0-9	Other	Female	1324	Suppressed
Confirmed	10-19	Other	Female	3257	Suppressed
Confirmed	20-29	Other	Female	5122	0
Confirmed	30-39	Other	Female	3971	Suppressed
Confirmed	40-49	Other	Female	3626	9
Confirmed	50-59	Other	Female	2825	21
Confirmed	60-69	Other	Female	1715	51

Confirmed	70-79	Other	Female	834	51
Confirmed	80+	Other	Female	563	87
Confirmed	Unknown	Other	Female	14	0
Confirmed	0-9	Unknown	Female	2666	0
Confirmed	10-19	Unknown	Female	9627	0
Confirmed	20-29	Unknown	Female	17478	Suppressed
Confirmed	30-39	Unknown	Female	14223	Suppressed
Confirmed	40-49	Unknown	Female	14207	16
Confirmed	50-59	Unknown	Female	14586	22
Confirmed	60-69	Unknown	Female	8406	58
Confirmed	70-79	Unknown	Female	3679	98
Confirmed	80+	Unknown	Female	2553	237
Confirmed	Unknown	Unknown	Female	144	0
Confirmed	0-9	White	Female	9142	0
Confirmed	10-19	White	Female	32681	Suppressed
Confirmed	20-29	White	Female	48726	21
Confirmed	30-39	White	Female	38434	39
Confirmed	40-49	White	Female	36567	99
Confirmed	50-59	White	Female	38308	321
Confirmed	60-69	White	Female	29284	767
Confirmed	70-79	White	Female	17556	1404
Confirmed	80+	White	Female	14604	3447
Confirmed	Unknown	White	Female	123	0
Confirmed	0-9	American Indian/Alaska Native	Male	138	0
Confirmed	10-19	American Indian/Alaska Native	Male	349	0
Confirmed	20-29	American Indian/Alaska Native	Male	415	Suppressed
Confirmed	30-39	American Indian/Alaska Native	Male	350	Suppressed
Confirmed	40-49	American Indian/Alaska Native	Male	337	Suppressed
Confirmed	50-59	American Indian/Alaska Native	Male	277	11
Confirmed	60-69	American Indian/Alaska Native	Male	238	51
Confirmed	70-79	American Indian/Alaska Native	Male	109	31
Confirmed	80+	American Indian/Alaska Native	Male	48	22
Confirmed	Unknown	American Indian/Alaska Native	Male	0	0
Confirmed	0-9	Asian/Pacific Islander	Male	332	0
Confirmed	10-19	Asian/Pacific Islander	Male	832	0
Confirmed	20-29	Asian/Pacific Islander	Male	1671	Suppressed
Confirmed	30-39	Asian/Pacific Islander	Male	1258	Suppressed
Confirmed	40-49	Asian/Pacific Islander	Male	951	6
Confirmed	50-59	Asian/Pacific Islander	Male	840	7
Confirmed	60-69	Asian/Pacific Islander	Male	493	32
Confirmed	70-79	Asian/Pacific Islander	Male	212	45
Confirmed	80+	Asian/Pacific Islander	Male	109	35
Confirmed	Unknown	Asian/Pacific Islander	Male	Suppressed	0
Confirmed	0-9	Black/African American	Male	2641	0
Confirmed	10-19	Black/African American	Male	5007	Suppressed
Confirmed	20-29	Black/African American	Male	10529	21
Confirmed	30-39	Black/African American	Male	10002	53
Confirmed	40-49	Black/African American	Male	8575	135
Confirmed	50-59	Black/African American	Male	7750	325
Confirmed	60-69	Black/African American	Male	5540	579

Confirmed	70-79	Black/African American	Male	2779	676
Confirmed	80+	Black/African American	Male	1148	466
Confirmed	Unknown	Black/African American	Male	9	0
Confirmed	0-9	Multiple Races	Male	840	Suppressed
Confirmed	10-19	Multiple Races	Male	2226	0
Confirmed	20-29	Multiple Races	Male	2533	Suppressed
Confirmed	30-39	Multiple Races	Male	1781	Suppressed
Confirmed	40-49	Multiple Races	Male	1730	7
Confirmed	50-59	Multiple Races	Male	1737	12
Confirmed	60-69	Multiple Races	Male	1484	39
Confirmed	70-79	Multiple Races	Male	785	42
Confirmed	80+	Multiple Races	Male	331	52
Confirmed	Unknown	Multiple Races	Male	8	0
Confirmed	0-9	Other	Male	1379	Suppressed
Confirmed	10-19	Other	Male	3277	0
Confirmed	20-29	Other	Male	5244	Suppressed
Confirmed	30-39	Other	Male	4111	7
Confirmed	40-49	Other	Male	3892	24
Confirmed	50-59	Other	Male	3212	38
Confirmed	60-69	Other	Male	1835	82
Confirmed	70-79	Other	Male	780	78
Confirmed	80+	Other	Male	332	71
Confirmed	Unknown	Other	Male	8	0
Confirmed	0-9	Unknown	Male	2815	0
Confirmed	10-19	Unknown	Male	9104	0
Confirmed	20-29	Unknown	Male	17994	Suppressed
Confirmed	30-39	Unknown	Male	14855	14
Confirmed	40-49	Unknown	Male	13647	23
Confirmed	50-59	Unknown	Male	14447	46
Confirmed	60-69	Unknown	Male	8208	85
Confirmed	70-79	Unknown	Male	3062	121
Confirmed	80+	Unknown	Male	1410	150
Confirmed	Unknown	Unknown	Male	153	0
Confirmed	0-9	White	Male	9981	0
Confirmed	10-19	White	Male	30864	Suppressed
Confirmed	20-29	White	Male	42208	30
Confirmed	30-39	White	Male	34848	54
Confirmed	40-49	White	Male	33655	167
Confirmed	50-59	White	Male	37569	544
Confirmed	60-69	White	Male	29777	1247
Confirmed	70-79	White	Male	17277	2133
Confirmed	80+	White	Male	9907	3047
Confirmed	Unknown	White	Male	101	0
Confirmed	0-9	American Indian/Alaska Native	Unknown	Suppressed	0
Confirmed	10-19	American Indian/Alaska Native	Unknown	Suppressed	0
Confirmed	20-29	American Indian/Alaska Native	Unknown	Suppressed	0
Confirmed	30-39	American Indian/Alaska Native	Unknown	Suppressed	0
Confirmed	40-49	American Indian/Alaska Native	Unknown	0	0
Confirmed	50-59	American Indian/Alaska Native	Unknown	Suppressed	0
Confirmed	60-69	American Indian/Alaska Native	Unknown	0	0

Confirmed	70-79	American Indian/Alaska Native	Unknown	Suppressed	0
Confirmed	80+	American Indian/Alaska Native	Unknown	0	0
Confirmed	Unknown	American Indian/Alaska Native	Unknown	0	0
Confirmed	0-9	Asian/Pacific Islander	Unknown	0	0
Confirmed	10-19	Asian/Pacific Islander	Unknown	7	0
Confirmed	20-29	Asian/Pacific Islander	Unknown	8	0
Confirmed	30-39	Asian/Pacific Islander	Unknown	Suppressed	0
Confirmed	40-49	Asian/Pacific Islander	Unknown	Suppressed	0
Confirmed	50-59	Asian/Pacific Islander	Unknown	Suppressed	0
Confirmed	60-69	Asian/Pacific Islander	Unknown	Suppressed	0
Confirmed	70-79	Asian/Pacific Islander	Unknown	0	0
Confirmed	80+	Asian/Pacific Islander	Unknown	0	0
Confirmed	Unknown	Asian/Pacific Islander	Unknown	0	0
Confirmed	0-9	Black/African American	Unknown	Suppressed	0
Confirmed	10-19	Black/African American	Unknown	24	0
Confirmed	20-29	Black/African American	Unknown	123	0
Confirmed	30-39	Black/African American	Unknown	110	0
Confirmed	40-49	Black/African American	Unknown	117	0
Confirmed	50-59	Black/African American	Unknown	93	0
Confirmed	60-69	Black/African American	Unknown	41	0
Confirmed	70-79	Black/African American	Unknown	11	0
Confirmed	80+	Black/African American	Unknown	Suppressed	0
Confirmed	Unknown	Black/African American	Unknown	Suppressed	0
Confirmed	0-9	Multiple Races	Unknown	8	0
Confirmed	10-19	Multiple Races	Unknown	16	0
Confirmed	20-29	Multiple Races	Unknown	25	0
Confirmed	30-39	Multiple Races	Unknown	16	0
Confirmed	40-49	Multiple Races	Unknown	19	0
Confirmed	50-59	Multiple Races	Unknown	12	0
Confirmed	60-69	Multiple Races	Unknown	16	0
Confirmed	70-79	Multiple Races	Unknown	6	0
Confirmed	80+	Multiple Races	Unknown	Suppressed	0
Confirmed	Unknown	Multiple Races	Unknown	Suppressed	0
Confirmed	0-9	Other	Unknown	19	0
Confirmed	10-19	Other	Unknown	23	0
Confirmed	20-29	Other	Unknown	51	0
Confirmed	30-39	Other	Unknown	43	0
Confirmed	40-49	Other	Unknown	66	0
Confirmed	50-59	Other	Unknown	36	0
Confirmed	60-69	Other	Unknown	19	0
Confirmed	70-79	Other	Unknown	Suppressed	0
Confirmed	80+	Other	Unknown	10	0
Confirmed	Unknown	Other	Unknown	Suppressed	0
Confirmed	0-9	Unknown	Unknown	118	0
Confirmed	10-19	Unknown	Unknown	341	0
Confirmed	20-29	Unknown	Unknown	597	0
Confirmed	30-39	Unknown	Unknown	428	0
Confirmed	40-49	Unknown	Unknown	428	0
Confirmed	50-59	Unknown	Unknown	398	0
Confirmed	60-69	Unknown	Unknown	207	0

Confirmed	70-79	Unknown	Unknown	91	0
Confirmed	80+	Unknown	Unknown	61	0
Confirmed	Unknown	Unknown	Unknown	66	0
Confirmed	0-9	White	Unknown	30	0
Confirmed	10-19	White	Unknown	171	0
Confirmed	20-29	White	Unknown	267	0
Confirmed	30-39	White	Unknown	231	0
Confirmed	40-49	White	Unknown	214	0
Confirmed	50-59	White	Unknown	202	0
Confirmed	60-69	White	Unknown	134	0
Confirmed	70-79	White	Unknown	64	Suppressed
Confirmed	80+	White	Unknown	23	0
Confirmed	Unknown	White	Unknown	Suppressed	0
Probable	0-9	American Indian/Alaska Native	Female	41	0
Probable	10-19	American Indian/Alaska Native	Female	76	0
Probable	20-29	American Indian/Alaska Native	Female	84	0
Probable	30-39	American Indian/Alaska Native	Female	69	0
Probable	40-49	American Indian/Alaska Native	Female	64	0
Probable	50-59	American Indian/Alaska Native	Female	38	0
Probable	60-69	American Indian/Alaska Native	Female	32	Suppressed
Probable	70-79	American Indian/Alaska Native	Female	12	Suppressed
Probable	80+	American Indian/Alaska Native	Female	8	6
Probable	Unknown	American Indian/Alaska Native	Female	Suppressed	0
Probable	0-9	Asian/Pacific Islander	Female	42	0
Probable	10-19	Asian/Pacific Islander	Female	91	0
Probable	20-29	Asian/Pacific Islander	Female	151	0
Probable	30-39	Asian/Pacific Islander	Female	115	0
Probable	40-49	Asian/Pacific Islander	Female	89	0
Probable	50-59	Asian/Pacific Islander	Female	79	0
Probable	60-69	Asian/Pacific Islander	Female	43	Suppressed
Probable	70-79	Asian/Pacific Islander	Female	17	Suppressed
Probable	80+	Asian/Pacific Islander	Female	7	0
Probable	Unknown	Asian/Pacific Islander	Female	6	0
Probable	0-9	Black/African American	Female	237	0
Probable	10-19	Black/African American	Female	556	0
Probable	20-29	Black/African American	Female	1018	0
Probable	30-39	Black/African American	Female	835	0
Probable	40-49	Black/African American	Female	669	6
Probable	50-59	Black/African American	Female	519	12
Probable	60-69	Black/African American	Female	332	21
Probable	70-79	Black/African American	Female	122	17
Probable	80+	Black/African American	Female	86	38
Probable	Unknown	Black/African American	Female	32	Suppressed
Probable	0-9	Multiple Races	Female	145	0
Probable	10-19	Multiple Races	Female	302	0
Probable	20-29	Multiple Races	Female	256	0
Probable	30-39	Multiple Races	Female	162	0
Probable	40-49	Multiple Races	Female	159	0
Probable	50-59	Multiple Races	Female	156	Suppressed
Probable	60-69	Multiple Races	Female	106	Suppressed



Probable	70-79	Multiple Races	Female	42	0
Probable	80+	Multiple Races	Female	32	7
Probable	Unknown	Multiple Races	Female	62	0
Probable	0-9	Other	Female	95	0
Probable	10-19	Other	Female	234	0
Probable	20-29	Other	Female	308	0
Probable	30-39	Other	Female	234	0
Probable	40-49	Other	Female	200	0
Probable	50-59	Other	Female	149	Suppressed
Probable	60-69	Other	Female	73	Suppressed
Probable	70-79	Other	Female	30	0
Probable	80+	Other	Female	13	Suppressed
Probable	Unknown	Other	Female	19	0
Probable	0-9	Unknown	Female	692	0
Probable	10-19	Unknown	Female	2068	0
Probable	20-29	Unknown	Female	2793	0
Probable	30-39	Unknown	Female	2119	0
Probable	40-49	Unknown	Female	2143	0
Probable	50-59	Unknown	Female	1964	Suppressed
Probable	60-69	Unknown	Female	1247	Suppressed
Probable	70-79	Unknown	Female	458	Suppressed
Probable	80+	Unknown	Female	283	20
Probable	Unknown	Unknown	Female	1667	0
Probable	0-9	White	Female	1683	0
Probable	10-19	White	Female	4658	Suppressed
Probable	20-29	White	Female	5007	0
Probable	30-39	White	Female	4033	Suppressed
Probable	40-49	White	Female	3898	8
Probable	50-59	White	Female	3693	31
Probable	60-69	White	Female	2316	42
Probable	70-79	White	Female	1171	83
Probable	80+	White	Female	1308	304
Probable	Unknown	White	Female	418	Suppressed
Probable	0-9	American Indian/Alaska Native	Male	39	0
Probable	10-19	American Indian/Alaska Native	Male	101	0
Probable	20-29	American Indian/Alaska Native	Male	80	0
Probable	30-39	American Indian/Alaska Native	Male	58	0
Probable	40-49	American Indian/Alaska Native	Male	48	Suppressed
Probable	50-59	American Indian/Alaska Native	Male	47	Suppressed
Probable	60-69	American Indian/Alaska Native	Male	25	Suppressed
Probable	70-79	American Indian/Alaska Native	Male	8	Suppressed
Probable	80+	American Indian/Alaska Native	Male	6	Suppressed
Probable	Unknown	American Indian/Alaska Native	Male	Suppressed	0
Probable	0-9	Asian/Pacific Islander	Male	52	0
Probable	10-19	Asian/Pacific Islander	Male	100	0
Probable	20-29	Asian/Pacific Islander	Male	157	0
Probable	30-39	Asian/Pacific Islander	Male	119	Suppressed
Probable	40-49	Asian/Pacific Islander	Male	82	0
Probable	50-59	Asian/Pacific Islander	Male	59	Suppressed
Probable	60-69	Asian/Pacific Islander	Male	27	Suppressed

Probable	70-79	Asian/Pacific Islander	Male	9	Suppressed
Probable	80+	Asian/Pacific Islander	Male	7	Suppressed
Probable	Unknown	Asian/Pacific Islander	Male	Suppressed	0
Probable	0-9	Black/African American	Male	267	0
Probable	10-19	Black/African American	Male	535	Suppressed
Probable	20-29	Black/African American	Male	771	Suppressed
Probable	30-39	Black/African American	Male	678	Suppressed
Probable	40-49	Black/African American	Male	531	10
Probable	50-59	Black/African American	Male	468	14
Probable	60-69	Black/African American	Male	277	31
Probable	70-79	Black/African American	Male	104	34
Probable	80+	Black/African American	Male	43	23
Probable	Unknown	Black/African American	Male	22	0
Probable	0-9	Multiple Races	Male	134	0
Probable	10-19	Multiple Races	Male	284	0
Probable	20-29	Multiple Races	Male	185	0
Probable	30-39	Multiple Races	Male	144	0
Probable	40-49	Multiple Races	Male	146	Suppressed
Probable	50-59	Multiple Races	Male	115	0
Probable	60-69	Multiple Races	Male	88	Suppressed
Probable	70-79	Multiple Races	Male	39	Suppressed
Probable	80+	Multiple Races	Male	17	7
Probable	Unknown	Multiple Races	Male	55	0
Probable	0-9	Other	Male	104	0
Probable	10-19	Other	Male	257	0
Probable	20-29	Other	Male	312	0
Probable	30-39	Other	Male	254	0
Probable	40-49	Other	Male	219	Suppressed
Probable	50-59	Other	Male	136	Suppressed
Probable	60-69	Other	Male	85	Suppressed
Probable	70-79	Other	Male	29	Suppressed
Probable	80+	Other	Male	9	Suppressed
Probable	Unknown	Other	Male	19	0
Probable	0-9	Unknown	Male	702	0
Probable	10-19	Unknown	Male	2074	Suppressed
Probable	20-29	Unknown	Male	2651	0
Probable	30-39	Unknown	Male	2091	Suppressed
Probable	40-49	Unknown	Male	1904	Suppressed
Probable	50-59	Unknown	Male	1887	Suppressed
Probable	60-69	Unknown	Male	1022	Suppressed
Probable	70-79	Unknown	Male	359	10
Probable	80+	Unknown	Male	166	12
Probable	Unknown	Unknown	Male	1442	0
Probable	0-9	White	Male	1791	0
Probable	10-19	White	Male	4624	Suppressed
Probable	20-29	White	Male	4325	Suppressed
Probable	30-39	White	Male	3442	6
Probable	40-49	White	Male	3311	13
Probable	50-59	White	Male	3368	31
Probable	60-69	White	Male	2113	73

Probable	70-79	White	Male	1014	116
Probable	80+	White	Male	704	190
Probable	Unknown	White	Male	358	0
Probable	0-9	American Indian/Alaska Native	Unknown	0	0
Probable	10-19	American Indian/Alaska Native	Unknown	0	0
Probable	20-29	American Indian/Alaska Native	Unknown	Suppressed	0
Probable	30-39	American Indian/Alaska Native	Unknown	0	0
Probable	40-49	American Indian/Alaska Native	Unknown	Suppressed	0
Probable	50-59	American Indian/Alaska Native	Unknown	Suppressed	0
Probable	60-69	American Indian/Alaska Native	Unknown	0	0
Probable	70-79	American Indian/Alaska Native	Unknown	Suppressed	0
Probable	80+	American Indian/Alaska Native	Unknown	0	0
Probable	Unknown	American Indian/Alaska Native	Unknown	Suppressed	0
Probable	0-9	Asian/Pacific Islander	Unknown	Suppressed	0
Probable	10-19	Asian/Pacific Islander	Unknown	Suppressed	0
Probable	20-29	Asian/Pacific Islander	Unknown	Suppressed	0
Probable	30-39	Asian/Pacific Islander	Unknown	Suppressed	0
Probable	40-49	Asian/Pacific Islander	Unknown	Suppressed	0
Probable	50-59	Asian/Pacific Islander	Unknown	Suppressed	0
Probable	60-69	Asian/Pacific Islander	Unknown	0	0
Probable	70-79	Asian/Pacific Islander	Unknown	0	0
Probable	80+	Asian/Pacific Islander	Unknown	0	0
Probable	Unknown	Asian/Pacific Islander	Unknown	Suppressed	0
Probable	0-9	Black/African American	Unknown	7	0
Probable	10-19	Black/African American	Unknown	9	0
Probable	20-29	Black/African American	Unknown	11	0
Probable	30-39	Black/African American	Unknown	Suppressed	0
Probable	40-49	Black/African American	Unknown	8	0
Probable	50-59	Black/African American	Unknown	6	0
Probable	60-69	Black/African American	Unknown	Suppressed	0
Probable	70-79	Black/African American	Unknown	Suppressed	0
Probable	80+	Black/African American	Unknown	0	0
Probable	Unknown	Black/African American	Unknown	6	0
Probable	0-9	Multiple Races	Unknown	11	0
Probable	10-19	Multiple Races	Unknown	23	0
Probable	20-29	Multiple Races	Unknown	20	0
Probable	30-39	Multiple Races	Unknown	19	0
Probable	40-49	Multiple Races	Unknown	14	0
Probable	50-59	Multiple Races	Unknown	10	0
Probable	60-69	Multiple Races	Unknown	Suppressed	0
Probable	70-79	Multiple Races	Unknown	Suppressed	0
Probable	80+	Multiple Races	Unknown	0	0
Probable	Unknown	Multiple Races	Unknown	18	0
Probable	0-9	Other	Unknown	8	0
Probable	10-19	Other	Unknown	23	0
Probable	20-29	Other	Unknown	7	0
Probable	30-39	Other	Unknown	17	0
Probable	40-49	Other	Unknown	13	0
Probable	50-59	Other	Unknown	Suppressed	0
Probable	60-69	Other	Unknown	Suppressed	0

Probable	70-79	Other	Unknown	0	0
Probable	80+	Other	Unknown	0	0
Probable	Unknown	Other	Unknown	Suppressed	0
Probable	0-9	Unknown	Unknown	211	0
Probable	10-19	Unknown	Unknown	529	0
Probable	20-29	Unknown	Unknown	767	0
Probable	30-39	Unknown	Unknown	622	0
Probable	40-49	Unknown	Unknown	659	0
Probable	50-59	Unknown	Unknown	518	0
Probable	60-69	Unknown	Unknown	281	0
Probable	70-79	Unknown	Unknown	114	0
Probable	80+	Unknown	Unknown	40	0
Probable	Unknown	Unknown	Unknown	2182	0
Probable	0-9	White	Unknown	53	0
Probable	10-19	White	Unknown	127	0
Probable	20-29	White	Unknown	83	0
Probable	30-39	White	Unknown	71	0
Probable	40-49	White	Unknown	79	0
Probable	50-59	White	Unknown	76	0
Probable	60-69	White	Unknown	31	0
Probable	70-79	White	Unknown	29	0
Probable	80+	White	Unknown	9	0
Probable	Unknown	White	Unknown	60	0

# PUBLIC USE DATASETS

## COVID-19 Tests by County

### README

Data includes tests by type (diagnostic, serology or total combined) by county.

Diagnostic tests are used to find current infection and look for genes or proteins from the severe acute respiratory syndrome coronavirus 2 (SARS-CoV-2), the virus that causes COVID-19. These tests, which are performed as nasal swabs, include: Nucleic acid amplification test/real-time polymerase chain reaction (NAAT/RT-PCR) test and rapid virus antigen detection point of care (POC) tests.

Serology tests are used to look for the possibility of previous infection. Serology tests look for antibodies to SARS-CoV-2 in the blood. There are currently two types of serology tests: the enzyme-linked immunosorbent assay (ELISA) test and the rapid antibody detection POC test. Serology tests do not diagnose disease and do not guarantee immunity, but might provide information about previous infection.

Correctional includes state and federal prisons and county and city detection facilities.

Testing data represents total tests performed, not individuals tested. A single individual may have more than one test completed.

## COVID-19 TESTS BY COUNTY 2021-07-01

Updated	COUNTY	TestType	Count	RatePerMillion
2021/07/01 14:01:16	Alcona	Diagnostic	8057	774339
2021/07/01 14:01:16	Alcona	Serology	193	18549
2021/07/01 14:01:16	Alcona	Total	8250	792888
2021/07/01 14:01:16	Alger	Diagnostic	8978	985727
2021/07/01 14:01:16	Alger	Serology	393	43149
2021/07/01 14:01:16	Alger	Total	9371	1028876
2021/07/01 14:01:16	Allegan	Serology	3141	26600
2021/07/01 14:01:16	Allegan	Diagnostic	125417	1062127
2021/07/01 14:01:16	Allegan	Total	128558	1088727
2021/07/01 14:01:16	Alpena	Serology	800	28164
2021/07/01 14:01:16	Alpena	Diagnostic	23779	837141
2021/07/01 14:01:16	Alpena	Total	24579	865305
2021/07/01 14:01:16	Antrim	Diagnostic	23279	998071
2021/07/01 14:01:16	Antrim	Serology	843	36143
2021/07/01 14:01:16	Antrim	Total	24122	1034214
2021/07/01 14:01:16	Arenac	Diagnostic	17981	1208157
2021/07/01 14:01:16	Arenac	Serology	518	34805
2021/07/01 14:01:16	Arenac	Total	18499	1242962
2021/07/01 14:01:16	Baraga	Serology	61	7431
2021/07/01 14:01:16	Baraga	Diagnostic	9482	1155074
2021/07/01 14:01:16	Baraga	Total	9543	1162505
2021/07/01 14:01:16	Barry	Diagnostic	63122	1025540
2021/07/01 14:01:16	Barry	Serology	2032	33014
2021/07/01 14:01:16	Barry	Total	65154	1058554
2021/07/01 14:01:16	Bay	Serology	7422	71970
2021/07/01 14:01:16	Bay	Diagnostic	133645	1295939
2021/07/01 14:01:16	Bay	Total	141067	1367909
2021/07/01 14:01:16	Benzie	Diagnostic	13563	763425
2021/07/01 14:01:16	Benzie	Serology	786	44242
2021/07/01 14:01:16	Benzie	Total	14349	807666
2021/07/01 14:01:16	Berrien	Diagnostic	250304	1631697
2021/07/01 14:01:16	Berrien	Serology	6304	41095
2021/07/01 14:01:16	Berrien	Total	256608	1672792
2021/07/01 14:01:16	Branch	Diagnostic	45676	1049613
2021/07/01 14:01:16	Branch	Serology	644	14799
2021/07/01 14:01:16	Branch	Total	46320	1064412
2021/07/01 14:01:16	Calhoun	Diagnostic	210851	1571650
2021/07/01 14:01:16	Calhoun	Serology	1892	14103
2021/07/01 14:01:16	Calhoun	Total	212743	1585753
2021/07/01 14:01:16	Cass	Diagnostic	42417	819067
2021/07/01 14:01:16	Cass	Serology	803	15506
2021/07/01 14:01:16	Cass	Total	43220	834572
2021/07/01 14:01:16	Charlevoix	Diagnostic	24116	922465
2021/07/01 14:01:16	Charlevoix	Serology	1148	43912
2021/07/01 14:01:16	Charlevoix	Total	25264	966377
2021/07/01 14:01:16	Cheboygan	Diagnostic	17806	704463
2021/07/01 14:01:16	Cheboygan	Serology	650	25716

2021/07/01 14:01:16	Cheboygan	Total	18456	730179
2021/07/01 14:01:16	Chippewa	Serology	366	9799
2021/07/01 14:01:16	Chippewa	Diagnostic	31632	846930
2021/07/01 14:01:16	Chippewa	Total	31998	856730
2021/07/01 14:01:16	Clare	Serology	1087	35121
2021/07/01 14:01:16	Clare	Diagnostic	25685	829887
2021/07/01 14:01:16	Clare	Total	26772	865008
2021/07/01 14:01:16	Clinton	Serology	4388	55129
2021/07/01 14:01:16	Clinton	Diagnostic	62323	783001
2021/07/01 14:01:16	Clinton	Total	66711	838131
2021/07/01 14:01:16	Correctional	Serology	27929	
2021/07/01 14:01:16	Correctional	Diagnostic	1026836	
2021/07/01 14:01:16	Correctional	Total	1054765	
2021/07/01 14:01:16	Crawford	Diagnostic	11431	814812
2021/07/01 14:01:16	Crawford	Serology	374	26659
2021/07/01 14:01:16	Crawford	Total	11805	841471
2021/07/01 14:01:16	Delta	Diagnostic	44023	1230243
2021/07/01 14:01:16	Delta	Serology	936	26157
2021/07/01 14:01:16	Delta	Total	44959	1256400
2021/07/01 14:01:16	Detroit City	Diagnostic	872857	1343262
2021/07/01 14:01:16	Detroit City	Serology	29264	45035
2021/07/01 14:01:16	Detroit City	Total	902121	1388297
2021/07/01 14:01:16	Dickinson	Serology	184	7290
2021/07/01 14:01:16	Dickinson	Diagnostic	20375	807282
2021/07/01 14:01:16	Dickinson	Total	20559	814573
2021/07/01 14:01:16	Eaton	Diagnostic	135219	1226276
2021/07/01 14:01:16	Eaton	Serology	6551	59410
2021/07/01 14:01:16	Eaton	Total	141770	1285686
2021/07/01 14:01:16	Emmet	Diagnostic	32155	962292
2021/07/01 14:01:16	Emmet	Serology	1621	48511
2021/07/01 14:01:16	Emmet	Total	33776	1010804
2021/07/01 14:01:16	Genesee	Serology	21332	52566
2021/07/01 14:01:16	Genesee	Diagnostic	420099	1035203
2021/07/01 14:01:16	Genesee	Total	441431	1087769
2021/07/01 14:01:16	Gladwin	Diagnostic	22308	876577
2021/07/01 14:01:16	Gladwin	Serology	1238	48646
2021/07/01 14:01:16	Gladwin	Total	23546	925223
2021/07/01 14:01:16	Gogebic	Diagnostic	19281	1379678
2021/07/01 14:01:16	Gogebic	Serology	258	18462
2021/07/01 14:01:16	Gogebic	Total	19539	1398140
2021/07/01 14:01:16	Grand Traverse	Diagnostic	92930	998303
2021/07/01 14:01:16	Grand Traverse	Serology	6944	74596
2021/07/01 14:01:16	Grand Traverse	Total	99874	1072899
2021/07/01 14:01:16	Gratiot	Serology	1201	29501
2021/07/01 14:01:16	Gratiot	Diagnostic	60539	1487043
2021/07/01 14:01:16	Gratiot	Total	61740	1516543
2021/07/01 14:01:16	Hillsdale	Serology	1117	24493
2021/07/01 14:01:16	Hillsdale	Diagnostic	48118	1055104
2021/07/01 14:01:16	Hillsdale	Total	49235	1079597
2021/07/01 14:01:16	Houghton	Diagnostic	49768	1394687

2021/07/01 14:01:16	Houghton	Serology	273	7650
2021/07/01 14:01:16	Houghton	Total	50041	1402337
2021/07/01 14:01:16	Huron	Serology	948	30599
2021/07/01 14:01:16	Huron	Diagnostic	31247	1008586
2021/07/01 14:01:16	Huron	Total	32195	1039185
2021/07/01 14:01:16	Ingham	Diagnostic	364503	1246565
2021/07/01 14:01:16	Ingham	Serology	20774	71045
2021/07/01 14:01:16	Ingham	Total	385277	1317610
2021/07/01 14:01:16	Ionia	Diagnostic	83038	1283491
2021/07/01 14:01:16	Ionia	Serology	2451	37884
2021/07/01 14:01:16	Ionia	Total	85489	1321375
2021/07/01 14:01:16	Iosco	Diagnostic	28612	1138695
2021/07/01 14:01:16	Iosco	Serology	654	26028
2021/07/01 14:01:16	Iosco	Total	29266	1164723
2021/07/01 14:01:16	Iron	Diagnostic	25607	2314025
2021/07/01 14:01:16	Iron	Serology	133	12019
2021/07/01 14:01:16	Iron	Total	25740	2326044
2021/07/01 14:01:16	Isabella	Diagnostic	63613	910422
2021/07/01 14:01:16	Isabella	Serology	1535	21969
2021/07/01 14:01:16	Isabella	Total	65148	932391
2021/07/01 14:01:16	Jackson	Serology	4244	26774
2021/07/01 14:01:16	Jackson	Diagnostic	241149	1521349
2021/07/01 14:01:16	Jackson	Total	245393	1548123
2021/07/01 14:01:16	Kalamazoo	Diagnostic	325747	1228928
2021/07/01 14:01:16	Kalamazoo	Serology	7254	27367
2021/07/01 14:01:16	Kalamazoo	Total	333001	1256295
2021/07/01 14:01:16	Kalkaska	Diagnostic	18247	1011587
2021/07/01 14:01:16	Kalkaska	Serology	835	46291
2021/07/01 14:01:16	Kalkaska	Total	19082	1057878
2021/07/01 14:01:16	Kent	Diagnostic	970047	1476581
2021/07/01 14:01:16	Kent	Serology	48214	73390
2021/07/01 14:01:16	Kent	Total	1018261	1549971
2021/07/01 14:01:16	Keweenaw	Diagnostic	2393	1130907
2021/07/01 14:01:16	Keweenaw	Serology	35	16541
2021/07/01 14:01:16	Keweenaw	Total	2428	1147448
2021/07/01 14:01:16	Lake	Diagnostic	12110	1021682
2021/07/01 14:01:16	Lake	Serology	231	19489
2021/07/01 14:01:16	Lake	Total	12341	1041171
2021/07/01 14:01:16	Lapeer	Diagnostic	73324	836965
2021/07/01 14:01:16	Lapeer	Serology	3891	44414
2021/07/01 14:01:16	Lapeer	Total	77215	881379
2021/07/01 14:01:16	Leelanau	Diagnostic	13317	611966
2021/07/01 14:01:16	Leelanau	Serology	1125	51698
2021/07/01 14:01:16	Leelanau	Total	14442	663664
2021/07/01 14:01:16	Lenawee	Diagnostic	136241	1383846
2021/07/01 14:01:16	Lenawee	Serology	2441	24794
2021/07/01 14:01:16	Lenawee	Total	138682	1408640
2021/07/01 14:01:16	Livingston	Serology	8689	45256
2021/07/01 14:01:16	Livingston	Diagnostic	222269	1157681
2021/07/01 14:01:16	Livingston	Total	230958	1202938



2021/07/01 14:01:16	Luce	Diagnostic	7131	1144807
2021/07/01 14:01:16	Luce	Serology	37	5940
2021/07/01 14:01:16	Luce	Total	7168	1150747
2021/07/01 14:01:16	Mackinac	Diagnostic	10105	935735
2021/07/01 14:01:16	Mackinac	Serology	150	13890
2021/07/01 14:01:16	Mackinac	Total	10255	949625
2021/07/01 14:01:16	Macomb	Serology	67088	76762
2021/07/01 14:01:16	Macomb	Diagnostic	979525	1120774
2021/07/01 14:01:16	Macomb	Total	1046613	1197536
2021/07/01 14:01:16	Manistee	Diagnostic	20898	850965
2021/07/01 14:01:16	Manistee	Serology	983	40028
2021/07/01 14:01:16	Manistee	Total	21881	890993
2021/07/01 14:01:16	Marquette	Diagnostic	136796	2050945
2021/07/01 14:01:16	Marquette	Serology	1455	21814
2021/07/01 14:01:16	Marquette	Total	138251	2072760
2021/07/01 14:01:16	Mason	Serology	1095	37572
2021/07/01 14:01:16	Mason	Diagnostic	35867	1230682
2021/07/01 14:01:16	Mason	Total	36962	1268254
2021/07/01 14:01:16	Mecosta	Serology	1053	24233
2021/07/01 14:01:16	Mecosta	Diagnostic	42818	985387
2021/07/01 14:01:16	Mecosta	Total	43871	1009620
2021/07/01 14:01:16	Menominee	Diagnostic	26425	1160009
2021/07/01 14:01:16	Menominee	Serology	164	7199
2021/07/01 14:01:16	Menominee	Total	26589	1167208
2021/07/01 14:01:16	Midland	Serology	7708	92693
2021/07/01 14:01:16	Midland	Diagnostic	72522	872120
2021/07/01 14:01:16	Midland	Total	80230	964813
2021/07/01 14:01:16	Missaukee	Serology	681	45046
2021/07/01 14:01:16	Missaukee	Diagnostic	11788	779733
2021/07/01 14:01:16	Missaukee	Total	12469	824778
2021/07/01 14:01:16	Monroe	Serology	6412	42605
2021/07/01 14:01:16	Monroe	Diagnostic	168676	1120771
2021/07/01 14:01:16	Monroe	Total	175088	1163375
2021/07/01 14:01:16	Montcalm	Diagnostic	84178	1317587
2021/07/01 14:01:16	Montcalm	Serology	2527	39554
2021/07/01 14:01:16	Montcalm	Total	86705	1357141
2021/07/01 14:01:16	Montmorency	Diagnostic	9163	982311
2021/07/01 14:01:16	Montmorency	Serology	416	44597
2021/07/01 14:01:16	Montmorency	Total	9579	1026908
2021/07/01 14:01:16	Muskegon	Serology	3951	22764
2021/07/01 14:01:16	Muskegon	Diagnostic	225469	1299039
2021/07/01 14:01:16	Muskegon	Total	229420	1321803
2021/07/01 14:01:16	Newaygo	Diagnostic	49026	1000939
2021/07/01 14:01:16	Newaygo	Serology	1806	36872
2021/07/01 14:01:16	Newaygo	Total	50832	1037811
2021/07/01 14:01:16	Oakland	Diagnostic	1521541	1209892
2021/07/01 14:01:16	Oakland	Serology	122792	97641
2021/07/01 14:01:16	Oakland	Total	1644333	1307533
2021/07/01 14:01:16	Oceana	Diagnostic	37766	1426909
2021/07/01 14:01:16	Oceana	Serology	954	36045

2021/07/01 14:01:16	Oceana	Total	38720	1462954
2021/07/01 14:01:16	Ogemaw	Diagnostic	20436	973282
2021/07/01 14:01:16	Ogemaw	Serology	614	29242
2021/07/01 14:01:16	Ogemaw	Total	21050	1002524
2021/07/01 14:01:16	Ontonagon	Diagnostic	8147	1424301
2021/07/01 14:01:16	Ontonagon	Serology	72	12587
2021/07/01 14:01:16	Ontonagon	Total	8219	1436888
2021/07/01 14:01:16	Osceola	Diagnostic	26825	1143436
2021/07/01 14:01:16	Osceola	Serology	1095	46675
2021/07/01 14:01:16	Osceola	Total	27920	1190111
2021/07/01 14:01:16	Oscoda	Diagnostic	6121	742750
2021/07/01 14:01:16	Oscoda	Serology	391	47446
2021/07/01 14:01:16	Oscoda	Total	6512	790195
2021/07/01 14:01:16	Otsego	Serology	1045	42363
2021/07/01 14:01:16	Otsego	Diagnostic	24286	984514
2021/07/01 14:01:16	Otsego	Total	25331	1026877
2021/07/01 14:01:16	Ottawa	Diagnostic	403707	1383364
2021/07/01 14:01:16	Ottawa	Serology	15404	52784
2021/07/01 14:01:16	Ottawa	Total	419111	1436148
2021/07/01 14:01:16	Presque Isle	Diagnostic	11628	923443
2021/07/01 14:01:16	Presque Isle	Serology	574	45584
2021/07/01 14:01:16	Presque Isle	Total	12202	969028
2021/07/01 14:01:16	Roscommon	Diagnostic	21326	887880
2021/07/01 14:01:16	Roscommon	Serology	759	31600
2021/07/01 14:01:16	Roscommon	Total	22085	919480
2021/07/01 14:01:16	Saginaw	Diagnostic	266249	1397346
2021/07/01 14:01:16	Saginaw	Serology	9938	52157
2021/07/01 14:01:16	Saginaw	Total	276187	1449504
2021/07/01 14:01:16	Sanilac	Serology	1564	37989
2021/07/01 14:01:16	Sanilac	Diagnostic	53099	1289750
2021/07/01 14:01:16	Sanilac	Total	54663	1327739
2021/07/01 14:01:16	Schoolcraft	Diagnostic	6493	802199
2021/07/01 14:01:16	Schoolcraft	Serology	67	8278
2021/07/01 14:01:16	Schoolcraft	Total	6560	810477
2021/07/01 14:01:16	Shiawassee	Diagnostic	74779	1097722
2021/07/01 14:01:16	Shiawassee	Serology	2744	40281
2021/07/01 14:01:16	Shiawassee	Total	77523	1138002
2021/07/01 14:01:16	St Clair	Diagnostic	157817	991761
2021/07/01 14:01:16	St Clair	Serology	9044	56835
2021/07/01 14:01:16	St Clair	Total	166861	1048596
2021/07/01 14:01:16	St Joseph	Diagnostic	60685	995424
2021/07/01 14:01:16	St Joseph	Serology	1708	28017
2021/07/01 14:01:16	St Joseph	Total	62393	1023440
2021/07/01 14:01:16	Tuscola	Diagnostic	66121	1265595
2021/07/01 14:01:16	Tuscola	Serology	2360	45172
2021/07/01 14:01:16	Tuscola	Total	68481	1310767
2021/07/01 14:01:16	Unknown	Diagnostic	577536	
2021/07/01 14:01:16	Unknown	Serology	28178	
2021/07/01 14:01:16	Unknown	Total	605714	
2021/07/01 14:01:16	Van Buren	Serology	1795	23719

2021/07/01 14:01:16	Van Buren	Diagnostic	101240	1337791
2021/07/01 14:01:16	Van Buren	Total	103035	1361510
2021/07/01 14:01:16	Washtenaw	Serology	18672	50794
2021/07/01 14:01:16	Washtenaw	Diagnostic	786868	2140549
2021/07/01 14:01:16	Washtenaw	Total	805540	2191343
2021/07/01 14:01:16	Wayne	Diagnostic	1518502	1375689
2021/07/01 14:01:16	Wayne	Serology	82025	74311
2021/07/01 14:01:16	Wayne	Total	1600527	1450000
2021/07/01 14:01:16	Wexford	Diagnostic	32713	972704
2021/07/01 14:01:16	Wexford	Serology	1340	39844
2021/07/01 14:01:16	Wexford	Total	34053	1012548

# PUBLIC USE DATASETS

## Diagnostic Tests by Result and County

### README

Data include diagnostic tests for COVID-19 by date and county.

Diagnostic tests are used to find current infection and look for genes or proteins from the severe acute respiratory syndrome coronavirus 2 (SARS-CoV-2), the virus that causes COVID-19. These tests, which are performed as nasal swabs, include: Nucleic acid amplification test/real-time polymerase chain reaction (NAAT/RT-PCR) test and rapid virus antigen detection point of care (POC) tests.

Correctional includes state and federal prisons and county and city detention facilities.

Testing data represents total tests performed, not individuals tested. A single individual may have more than one test completed.

The total number of positive tests may exceed the number of confirmed cases due to 1) a single individual may have more than one test performed; 2) MDHHS may receive data on positive tests in advance of a local health department classifying an individual as a confirmed or probable case, and 3) although efforts have been made to de-duplicate testing data, some duplication may occur.

**DIAGNOSTIC TESTS BY RESULT AND COUNTY 2021-07-01**

MessageDate	COUNTY	Negative	Positive	Total
6/30/2021	Alcona	5	0	5
6/30/2021	Alger	4	0	4
6/30/2021	Allegan	70	4	74
6/30/2021	Alpena	27	1	28
6/30/2021	Antrim	23	0	23
6/30/2021	Arenac	20	0	20
6/30/2021	Baraga	1	0	1
6/30/2021	Barry	55	1	56
6/30/2021	Bay	63	2	65
6/30/2021	Benzie	4	0	4
6/30/2021	Berrien	214	9	223
6/30/2021	Branch	49	0	49
6/30/2021	Calhoun	149	3	152
6/30/2021	Cass	53	1	54
6/30/2021	Charlevoix	30	0	30
6/30/2021	Cheboygan	22	0	22
6/30/2021	Chippewa	193	0	193
6/30/2021	Clare	23	0	23
6/30/2021	Clinton	47	2	49
6/30/2021	Correctional	1585	2	1587
6/30/2021	Crawford	14	0	14
6/30/2021	Delta	21	0	21
6/30/2021	Detroit City	743	24	767
6/30/2021	Dickinson	11	1	12
6/30/2021	Eaton	89	2	91
6/30/2021	Emmet	46	1	47
6/30/2021	Genesee	333	6	339
6/30/2021	Gladwin	24	0	24
6/30/2021	Gogebic	9	0	9
6/30/2021	Grand Traverse	83	1	84
6/30/2021	Gratiot	25	1	26
6/30/2021	Hillsdale	31	0	31
6/30/2021	Houghton	18	1	19
6/30/2021	Huron	14	0	14
6/30/2021	Ingham	350	3	353
6/30/2021	Ionia	54	2	56
6/30/2021	Iosco	21	0	21
6/30/2021	Iron	7	0	7
6/30/2021	Isabella	33	0	33
6/30/2021	Jackson	358	3	361
6/30/2021	Kalamazoo	278	2	280
6/30/2021	Kalkaska	23	1	24
6/30/2021	Kent	721	15	736
6/30/2021	Keweenaw	2	0	2
6/30/2021	Lake	10	0	10
6/30/2021	Lapeer	63	0	63
6/30/2021	Leelanau	18	0	18

6/30/2021	Lenawee	174	0	174
6/30/2021	Livingston	213	1	214
6/30/2021	Luce	4	0	4
6/30/2021	Mackinac	30	0	30
6/30/2021	Macomb	806	8	814
6/30/2021	Manistee	19	0	19
6/30/2021	Marquette	37	0	37
6/30/2021	Mason	32	0	32
6/30/2021	Mecosta	23	1	24
6/30/2021	Menominee	19	2	21
6/30/2021	Midland	52	0	52
6/30/2021	Missaukee	25	0	25
6/30/2021	Monroe	143	5	148
6/30/2021	Montcalm	67	0	67
6/30/2021	Montmorency	10	0	10
6/30/2021	Muskegon	141	7	148
6/30/2021	Newaygo	48	1	49
6/30/2021	Oakland	1504	16	1520
6/30/2021	Oceana	25	0	25
6/30/2021	Ogemaw	13	1	14
6/30/2021	Ontonagon	6	0	6
6/30/2021	Osceola	27	0	27
6/30/2021	Oscoda	6	0	6
6/30/2021	Otsego	32	0	32
6/30/2021	Ottawa	289	4	293
6/30/2021	Presque Isle	14	0	14
6/30/2021	Roscommon	43	1	44
6/30/2021	Saginaw	201	4	205
6/30/2021	Sanilac	26	0	26
6/30/2021	Schoolcraft	2	0	2
6/30/2021	Shiawassee	59	1	60
6/30/2021	St Clair	135	2	137
6/30/2021	St Joseph	47	2	49
6/30/2021	Tuscola	42	1	43
6/30/2021	Unknown	431	7	438
6/30/2021	Van Buren	56	0	56
6/30/2021	Washtenaw	758	14	772
6/30/2021	Wayne	2169	203	2372
6/30/2021	Wexford	45	1	46