



Western Michigan University
ScholarWorks at WMU

Cumulative Michigan COVID-19 Data

Michigan COVID-19 State Data

8-3-2021

2021-08-03_MichiganOverview_COVIDstats

Michigan Department of Health & Human Services

Follow this and additional works at: <https://scholarworks.wmich.edu/michigan-covid-data-state-cumulative>



Part of the Public Health Commons

WMU ScholarWorks Citation

Michigan Department of Health & Human Services, "2021-08-03_MichiganOverview_COVIDstats" (2021).
Cumulative Michigan COVID-19 Data. 436.

<https://scholarworks.wmich.edu/michigan-covid-data-state-cumulative/436>

This Website is brought to you for free and open access
by the Michigan COVID-19 State Data at ScholarWorks at
WMU. It has been accepted for inclusion in Cumulative
Michigan COVID-19 Data by an authorized administrator
of ScholarWorks at WMU. For more information, please
contact wmu-scholarworks@wmich.edu.



Coronavirus

MI SAFE START

CONTAIN COVID

RESOURCES

PRESS RELEASES

DONATE

VIDEO UPDATES

CORONAVIRUS / MICHIGAN DATA

Michigan Data

Hospitals

Long Term
Care Facilities

Coronavirus
Symptoms

Cumulative
Recovered

Outbreak
Reporting

School-Related
Outbreak
Reporting

Wastewater
Surveillance

Testing
Turnaround
Time

MIS-C Data
and Reporting

Data and
Modeling
Updates

COVID data will be posted twice a week on Tuesdays and Fridays.

Note on cases (08/03/2021): Today's daily case count represents new referrals of confirmed cases to the MDSS since the last web update report. Over the four days (Saturday, Sunday, Monday, and Tuesday), the average number of new confirmed cases is ~651 per day.

Note on deaths (08/03/2021): Regular reviews of death certificate data maintained in Vital Records reporting systems are conducted by MDHHS staff two times per week. As a part of this process, records that identify COVID-19 infection as a contributing factor to death are compared against all laboratory confirmed cases of COVID-19 in the Michigan Disease Surveillance System (MDSS). If a death certificate is matched to a confirmed COVID-19 case and that record in the MDSS does not indicate the individual died, the MDSS record is updated to indicate the death and the appropriate local health department is notified. These matched deaths are then included with mortality information posted to the Michigan Coronavirus website. As a result of the most recent assessment, today's data includes **10** additional deaths identified by this methodology.

The State of Michigan is working around the clock to test and treat COVID-19 patients. Below is the most recent data healthcare experts across the state have compiled. It is updated Tuesday & Friday. **Looking for COVID-19 Vaccine data? Click here.**

CURRENT STATUS

DAILY CASES

CUMULATIVE TRENDS

DEMOGRAPHICS

TOTAL TESTING

CONFIRMATORY TESTING

LEARN MORE

View Cases

View Deaths

View Table

Select Preparedness Region:

All

Select County:

All

This report is provisional and subject to change. City of Detroit and Wayne County are reported separately. MDHHS began tracking probable cases April 5, 2020. FCI indicates federal correctional institute. MDOC indicates Michigan Department of Corrections. Diagnostic tests, including nucleic acid amplification/real-time polymerase chain reaction (NAAT/RT-PCR) and rapid virus antigen detection tests, look for current infection. Serology (antibody) tests are used to look for the possibility of previous infection.

Source: Michigan Disease Surveillance System (MDSS) and Vital Records.

COVID-19 Cases by County

Confirmed cases include individuals with a positive NAAT/RT-PCR test for COVID-19. Probable cases include individuals with either a positive rapid antigen detection test OR COVID-19 symptoms and an epidemiologic link to a confirmed COVID-19 case, but no diagnostic test.

Cases by County

22-825

826-3239

3240-11377

11378-120768

120769+

Michigan

Tuesday, August 3, 2021

Current Totals

Laboratory Testing

Test Type	Tests Performed
Diagnostic	14,659,708
Serology	650,394
Total	15,310,102

Microsoft Power BI

< 1 of 7 >

https://www.michigan.gov/coronavirus/0,9753,7-406-98163_98173---,00.html

1/2

Cases by Hispanic/Latino Ethnicity

Hispanic/Latino Ethnicity	Percentage of Overall Cases by Ethnicity	Percentage of Deceased Cases by Ethnicity
Hispanic/Latino	5.36%	3.22%
Non-Hispanic Latino	70.45%	85.67%
Unknown	24.18%	11.11%

Totals may not add to 100% due to rounding

Cases by Arab Ethnicity

Arab Ethnicity	Percentage of Overall Cases by Ethnicity	Percentage of Deceased Cases by Ethnicity
Arab	2.83%	1.75%
Non-Arab	50.67%	54.09%
Unknown	46.49%	44.16%

Totals may not add to 100% due to rounding

PUBLIC USE DATASETS 08/03/2021

(Downloadable .xlsx files)

Cases and Deaths by County

Cases and Deaths by County by Date of Onset of Symptoms and Date of Death

Cases by Demographics Statewide

COVID-19 Tests by County

Diagnostic Tests by Result and County



MICHIGAN.GOV HOME
ADA
MICHIGAN NEWS
POLICIES

COPYRIGHT 2021 STATE OF MICHIGAN

Cumulative Total of Recovered COVID-19 Cases

Cumulative Total of Recovered COVID-19 Cases (as of 08/03/2021): 872,992

During this response, MDHHS is reviewing vital records statistics to identify any laboratory confirmed COVID-19 cases who are 30 days out from their onset of illness to represent recovery status. As the pandemic continues to impact Michigan, this pool will expand to include more cases. Recovered is defined as the number of persons with a confirmed COVID-19 diagnosis who are alive 30 days post-onset (or referral date if onset is not available). The number of persons recovered on July 30, 2021 represents COVID-19 confirmed individuals with an onset date on or prior to June 30, 2021. If an individual dies from a COVID-related cause >30 days from onset/referral, they are removed from the number of persons recovered.

Source: Michigan Disease Surveillance System and Vital Records

[View Cases](#)[View Deaths](#)[View Table](#)

Select Preparedness Region:

All



Select County:

All



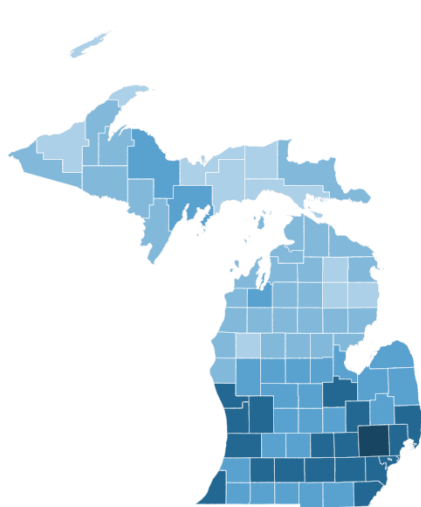
This report is provisional and subject to change. City of Detroit and Wayne County are reported separately. MDHHS began tracking probable cases April 5, 2020. FCI indicates federal correctional institute. MDOC indicates Michigan Department of Corrections. Diagnostic tests, including nucleic acid amplification/real-time polymerase chain reaction (NAAT/RT-PCR) and rapid virus antigen detection tests, look for current infection. Serology (antibody) tests are used to look for the possibility of previous infection.

Source: Michigan Disease Surveillance System (MDSS) and Vital Records.

COVID-19 Cases by County

Confirmed cases include individuals with a positive NAAT/RT-PCR test for COVID-19. Probable cases include individuals with either a positive rapid antigen detection test OR COVID-19 symptoms and an epidemiologic link to a confirmed COVID-19 case, but no diagnostic test.

Cases by County



Michigan

Tuesday, August 3, 2021

Michigan (Statewide) Case Fatality Rate

2.2%

Current Totals

Case Status	Cases	Deaths
Confirmed	906,538	19,947
Probable	107,549	1,269
Total	1,014,087	21,216

Laboratory Testing

Test Type	Tests Performed
Diagnostic	14,659,708
Serology	650,394
Total	15,310,102

[View Cases](#)[View Deaths](#)[View Table](#)

Select Preparedness Region:

All



Select County:

All



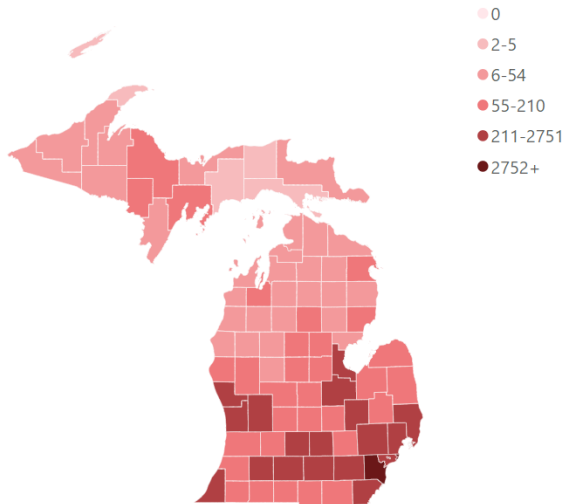
This report is provisional and subject to change. City of Detroit and Wayne County are reported separately. MDHHS began tracking probable cases April 5, 2020. FCI indicates federal correctional institute. MDOC indicates Michigan Department of Corrections. Diagnostic tests, including nucleic acid amplification/real-time polymerase chain reaction (NAAT/RT-PCR) and rapid virus antigen detection tests, look for current infection. Serology (antibody) tests are used to look for the possibility of previous infection.

Source: Michigan Disease Surveillance System (MDSS) and Vital Records.

COVID-19 Deaths by County

Confirmed deaths include individuals who had a confirmed COVID-19 infection AND are either classified as deceased during the case investigation, have COVID-19 indicated as a cause of death on their death certificate, or who die within 30 days of infection and their manner of death is listed as natural. Probable deaths include individuals who have COVID-19 indicated on their death certificate where there is no available evidence of a confirmatory test result (positive or negative).

Deaths by County



Michigan

Tuesday, August 3, 2021

Michigan (Statewide) Case Fatality Rate

2.2%

Current Totals

Case Status	Cases	Deaths
Confirmed	906,538	19,947
Probable	107,549	1,269
Total	1,014,087	21,216

Laboratory Testing

Test Type	Tests Performed
Diagnostic	14,659,708
Serology	650,394
Total	15,310,102

Cases

Deaths

View Table

Select Preparedness Region:

All



Select County:

All



Cases are shown by onset date or by lab specimen collection date if onset date was unavailable. Deaths are shown by date of death or date of last status update if date of death was unavailable. Tracking of probable cases and deaths did not begin until April 5, 2020, therefore only probable cases referred for investigation on or after April 5, 2020 are displayed (onset may have been prior).

Notes: FCI indicates federal correctional institute. MDOC indicates Michigan Department of Corrections.

Daily Cases by Status

The number of daily confirmed cases represent the total number of people who had a positive NAAT/RT-PCR test for COVID-19. Cases are shown by the date of onset of symptoms.

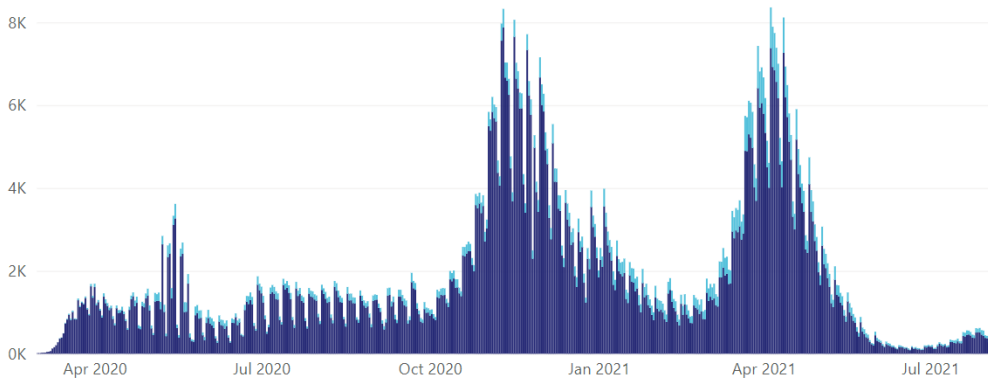
Filter by Date:

3/1/2020

8/3/2021

Cases by Date of Onset

Case Status ● Confirmed ● Probable



Cases

Deaths

View Table

Select Preparedness Region:

All

Select County:

All

Cases are shown by onset date or by lab specimen collection date if onset date was unavailable. Deaths are shown by date of death or date of last status update if date of death was unavailable. Tracking of probable cases and deaths did not begin until April 5, 2020, therefore only probable cases referred for investigation on or after April 5, 2020 are displayed (onset may have been prior).

Notes: FCI indicates federal correctional institute. MDOC indicates Michigan Department of Corrections.

Daily Deaths by Status

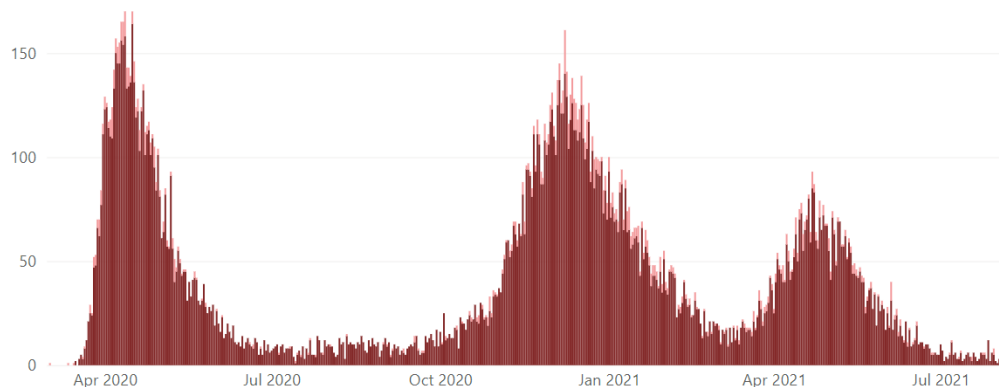
Confirmed deaths include individuals who had a confirmed COVID-19 infection and are classified as deceased by the case investigation, have COVID-19 indicated as a cause of death on their death certificate, or who die within 30 days of infection and their manner of death is listed as natural. Data are shown by the date of death.

Filter by Date:

3/1/2020

8/3/2021

Deaths by Date of Death

Case Status ● Confirmed ● Probable

View Table

View Chart

Select Preparedness Region:

All



Select County:

All



Cases are shown by onset date or by lab specimen collection date if onset date was unavailable. Deaths are shown by date of death or date of last status update if date of death was unavailable. Tracking of probable cases and deaths did not begin until April 5, 2020, therefore these data are not displayed by date.

Notes: FCI indicates federal correctional institute. MDOC indicates Michigan Department of Corrections.

Cumulative Confirmed Cases and Deaths among Confirmed Cases

Cumulative cases represent the total number of people who had a positive NAAT/RT-PCR test for COVID-19. Cases are shown by the date of onset of symptoms. Cumulative Deaths represent the total number of people who had a confirmed COVID-19 infection AND are either classified as deceased during the case investigation, have COVID-19 indicated as a cause of death on their death certificate, or who die within 30 days of onset and their manner of death is listed as natural. Deaths are shown by date of death.

Filter By Date:

3/1/2020

8/3/2021

Cumulative Confirmed Cases and Deaths among Confirmed Cases by Date

● Confirmed Cases ● Deaths

1.0M

0.8M

0.6M

0.4M

0.2M

0.0M

Apr 2020

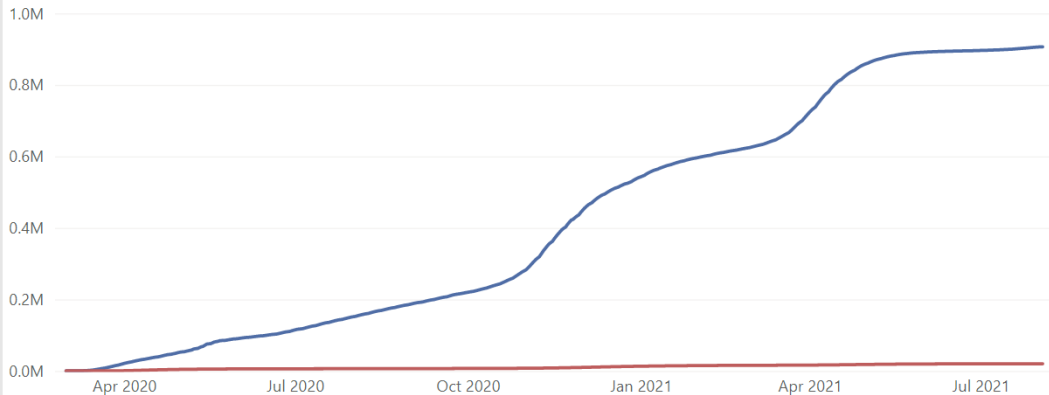
Jul 2020

Oct 2020

Jan 2021

Apr 2021

Jul 2021



Cases by Demographic Characteristics

Data are suppressed when the number of cases is five or below to protect the confidentiality of individuals. The sum of the cases for individual categories may be fewer than the total number of cases due to data suppression. Rates are not calculated for multiple races, other, and unknown race categories due to the unavailability of an appropriate denominator.

Cases

Deaths

Select case status:

- ☒ Confirmed
☐ Probable

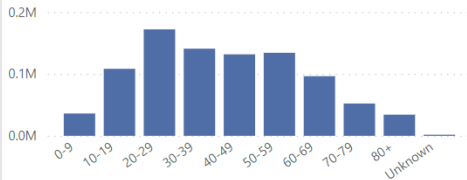
Select Preparedness Region:

All

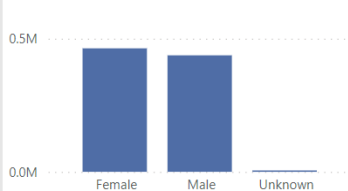
Select county:

All

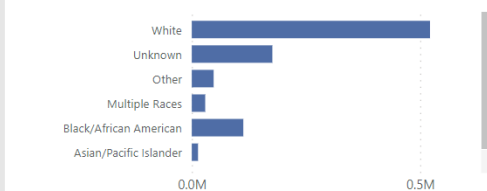
Cases by Age Group



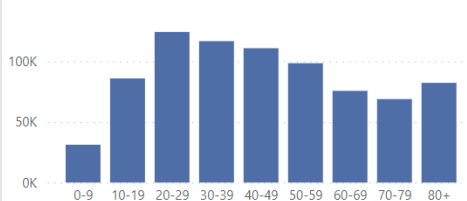
Cases by Sex



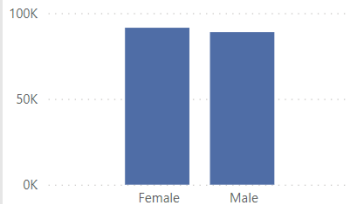
Cases by Race



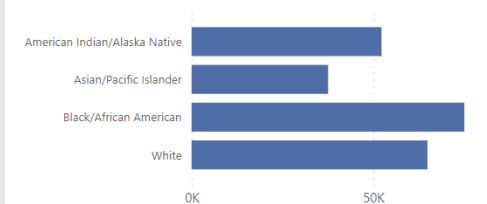
Cases per Million by Age Group



Cases per Million by Sex



Cases per Million by Race



Cases by Demographic Characteristics

Data are suppressed when the number of cases is five or below to protect the confidentiality of individuals. The sum of the cases for individual categories may be fewer than the total number of cases due to data suppression. Rates are not calculated for multiple races, other, and unknown race categories due to the unavailability of an appropriate denominator.

Cases

Deaths

Select case status:

- ☐ Confirmed
☒ Probable

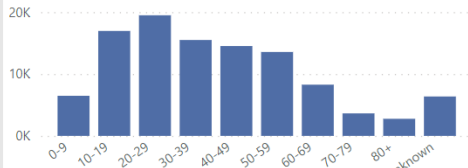
Select Preparedness Region:

All

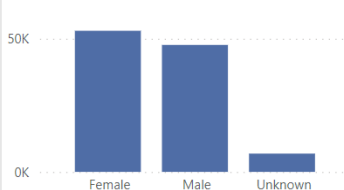
Select county:

All

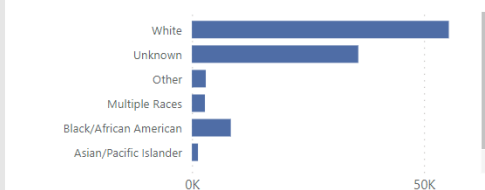
Cases by Age Group



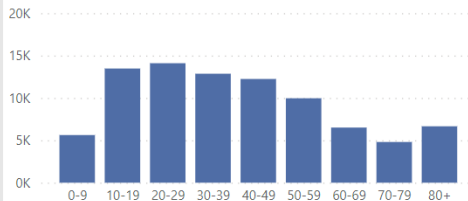
Cases by Sex



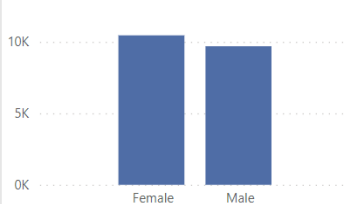
Cases by Race



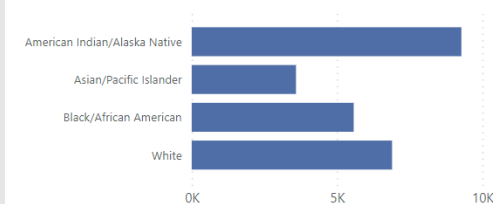
Cases per Million by Age Group



Cases per Million by Sex



Cases per Million by Race



Deaths by Demographic Characteristics

Data are suppressed when the number of deaths is five or below to protect the confidentiality of individuals. The sum of the deaths for individual categories may be fewer than the total number of deaths due to data suppression. Rates are not calculated for multiple races, other, and unknown race categories due to the unavailability of an appropriate denominator.

Cases

Deaths

Select case status:

- ☒ Confirmed
☐ Probable

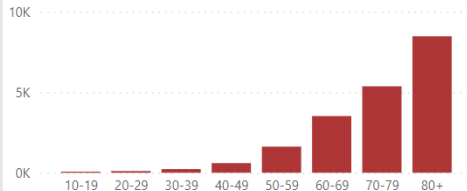
Select Preparedness Region:

All

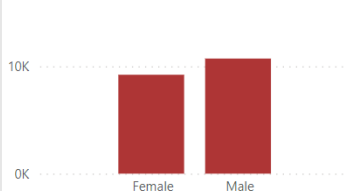
Select county:

All

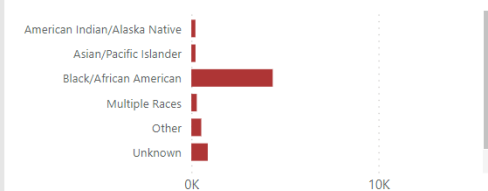
Deaths by Age Group



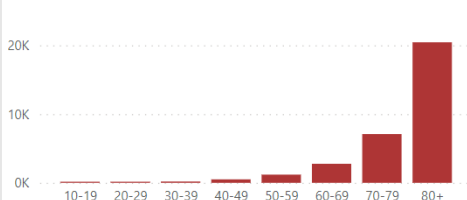
Deaths by Sex



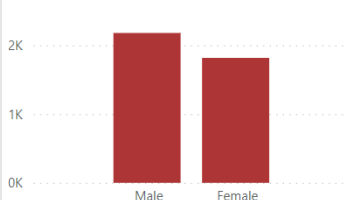
Deaths by Race



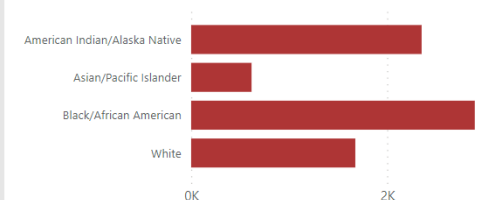
Deaths per Million by Age Group



Deaths per Million by Sex



Deaths per Million by Race



Deaths by Demographic Characteristics

Data are suppressed when the number of deaths is five or below to protect the confidentiality of individuals. The sum of the deaths for individual categories may be fewer than the total number of deaths due to data suppression. Rates are not calculated for multiple races, other, and unknown race categories due to the unavailability of an appropriate denominator.

Cases

Deaths

Select case status:

- ☐ Confirmed
☒ Probable

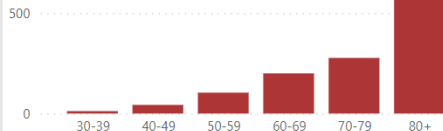
Select Preparedness Region:

All

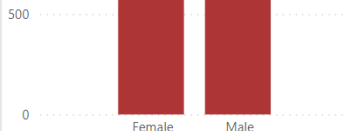
Select county:

All

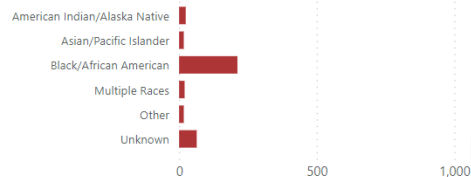
Deaths by Age Group



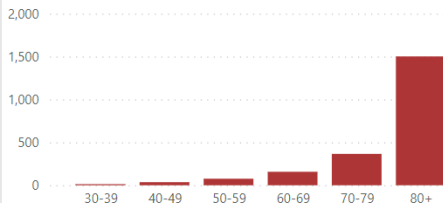
Deaths by Sex



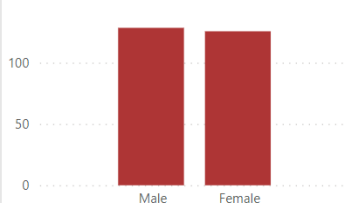
Deaths by Race



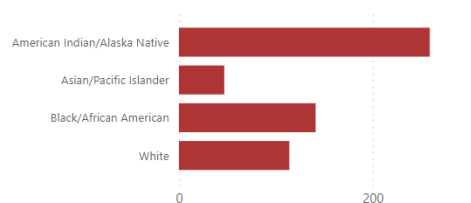
Deaths per Million by Age Group



Deaths per Million by Sex



Deaths per Million by Race



[View Table](#)[View Charts](#)

Select Preparedness Region:

All

Select County:

All

Confirmatory tests are used to find current infection and look for genes from the severe acute respiratory syndrome coronavirus 2 (SARS-CoV-2), the virus that causes COVID-19. These tests, which are performed as nasal swabs, include: Nucleic acid amplification test/real-time polymerase chain reaction (NAAT/RT-PCR) tests.

Serology tests are used to look for the possibility of previous infection. Serology tests look for antibodies to SARS-CoV-2 in the blood. There are currently two types of serology tests: the enzyme-linked immunosorbent assay (ELISA) test and the rapid antibody detection test. Serology tests do not diagnose disease and do not guarantee immunity, but might provide information about previous infection.

Total Covid-19 Laboratory Tests

Total testing includes both confirmatory tests which are used to determine if an individual currently has COVID-19 and serology testing which is used to determine if a person has antibodies to COVID-19.

Filter by Date:

3/10/2020

8/2/2021

Total Laboratory Tests by Type and Date

Test Type ● Diagnostic ● Serology

100K

50K

0K

Apr 2020

Jul 2020

Oct 2020

Jan 2021

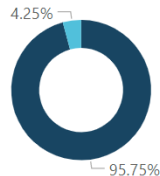
Apr 2021

Jul 2021

Total Tests Completed to Date

Test Type	Count	Tests per Million Residents
Diagnostic	14,659,708	1,467,272
Serology	650,394	65,097
Total	15,310,102	1,532,369

Percent of Tests Completed by Type



Test Type

● Diagnostic

● Serology

View Table

View Charts

Select Preparedness Region

All



Select County

All



Confirmatory tests are used to find current infection and look for genes from the severe acute respiratory syndrome coronavirus 2 (SARS-CoV-2), the virus that causes COVID-19. These tests, which are performed as nasal swabs, include: Nucleic acid amplification test/real-time polymerase chain reaction (NAAT/RT-PCR) tests. Confirmatory tests do not include serology tests which look for antibodies to SARS-Cov-2 in the blood.

Confirmatory Covid-19 Laboratory Tests

Confirmatory tests are used to determine if an individual is currently infected with COVID-19.

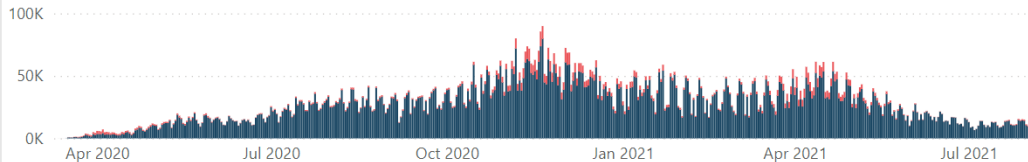
Filter by Date

3/10/2020

8/2/2021

Total Laboratory Tests by Type and Date

Test Type ● Negative ● Positive



Percent of Confirmatory Tests That Were Positive



Where does the data come from?

The State of Michigan COVID-19 Dashboard displays the most recent provisional data reported to the Michigan Department of Health and Humans Services (MDHHS) about cases in Michigan by selected demographics and county of residence (City of Detroit and Wayne County are reported separately). Data are reported to MDHHS via the [Michigan Disease Surveillance System \(MDSS\)](#). Provisional Death data are provided by the MDHHS Division for [Vital Records & Health Statistics](#).

How does MDHHS classify confirmed and probable cases?

Confirmed cases only include individuals who have had a positive diagnostic laboratory test for COVID-19. Probable cases include individuals who have symptoms consistent with COVID-19 and an epidemiologic link to a confirmed case or a positive serology (antibody) test, but do not have a positive diagnostic laboratory test for COVID-19 and individuals with a positive serology (antibody) test for COVID-19 and an epidemiologic link to a confirmed case.

How does MDHHS classify confirmed and probable deaths?

Confirmed deaths include individuals who meet one or more of the following conditions: 1) Have been identified as a confirmed case and classified as deceased as a result of a case investigation in the Michigan Disease Surveillance System (MDSS). MDSS is the database used by state and local health department to monitor reportable diseases like COVID-19; 2) have been identified as a confirmed case in MDSS had have a death certificate with COVID-19 listed as a cause of death; 3) have been identified as a confirmed case in MDSS and die within 30 days of onset of COVID-19 infection and have a death certificate which classifies their manner death as 'natural'. Probable deaths include individuals who have COVID indicated as a cause of death on their death certificate but have not had a positive diagnostic laboratory test.

Why do the number of probable cases fluctuate?

The number of probable cases can change daily based on the investigation efforts of the health department. When a probable case is first reported, local and/or state health department staff investigate to determine if the person meets the case definition of probable. As additional information is gathered, the case could be re-classified to confirmed, remain as probable, or be determined as not a case.

Why do data in the demographics tab not sum to the total number of cases for a county or region?

Data are not shown whenever the number of cases for a particular demographic category is fewer than six to protect the confidentiality of individuals. Rates are not calculated for other, multiple, and unknown race because an appropriate population denominator is not available for these categories at the county level.

Where can I get more information about COVID-19?

Visit <https://www.michigan.gov/coronavirus> to find information on resources and assistance, answers to frequently asked questions, and the latest updates on Michigan's response to COVID-19. For COVID-19 updates from CDC visit <https://www.cdc.gov/coronavirus/2019-ncov>.

PUBLIC USE DATASETS

Cases and Deaths by County

README

Includes total cases and deaths to date by case status (confirmed or probable) and county. County is based on the county of residence.

Confirmed cases only include individuals who have had a positive diagnostic laboratory test for COVID-19.

Probable cases include individuals who have symptoms consistent with COVID-19 and an epidemiologic link to a confirmed case or a positive serology (antibody) test, but do not have a positive diagnostic laboratory test for COVID-19 and individuals with a positive serology (antibody) test for COVID-19 and an epidemiologic link to a confirmed case.

Confirmed deaths include individuals who meet one or more of the following conditions: 1) Have been identified as a confirmed case and classified as deceased as a result of a case investigation in the Michigan Disease Surveillance System (MDSS). MDSS is the database used by state and local health department to monitor reportable diseases like COVID-19; 2) have been identified as a confirmed case in MDSS had have a death certificate with COVID-19 listed as a cause of death; 3) have been identified as a confirmed case in MDSS and die within 30 days of onset of COVID-19 infection and have a death certificate which classifies their manner death as 'natural'.

Probable deaths include individuals who have COVID indicated as a cause of death on their death certificate but have not had a positive diagnostic laboratory test.

The number of probable cases can change daily based on information obtained through the health department investigation. Probable cases can be re-classified as a confirmed case or determined to not be a case.

CASES AND DEATHS BY COUNTY 2021-08-03

Updated	COUNTY	ConfirmedCases	ConfirmedDeaths	ProbableCases	ProbableDeaths
2021/08/03 13:15:19	Alcona	614	28	133	5
2021/08/03 13:15:19	Alger	323	3	196	4
2021/08/03 13:15:19	Allegan	10204	138	1174	24
2021/08/03 13:15:19	Alpena	1876	64	472	2
2021/08/03 13:15:19	Antrim	1319	24	335	6
2021/08/03 13:15:19	Arenac	1111	29	120	0
2021/08/03 13:15:19	Baraga	697	39	130	0
2021/08/03 13:15:19	Barry	5449	65	601	5
2021/08/03 13:15:19	Bay	10679	341	677	14
2021/08/03 13:15:19	Benzie	1075	35	222	1
2021/08/03 13:15:19	Berrien	14110	282	1590	20
2021/08/03 13:15:19	Branch	4694	93	425	4
2021/08/03 13:15:19	Calhoun	12618	302	2203	18
2021/08/03 13:15:19	Cass	4876	72	718	6
2021/08/03 13:15:19	Charlevoix	1353	22	377	0
2021/08/03 13:15:19	Cheboygan	1603	46	347	1
2021/08/03 13:15:19	Chippewa	1128	29	1436	6
2021/08/03 13:15:19	Clare	2083	85	430	1
2021/08/03 13:15:19	Clinton	6099	87	1656	7
2021/08/03 13:15:19	Crawford	928	14	74	0
2021/08/03 13:15:19	Delta	3384	76	722	19
2021/08/03 13:15:19	Dickinson	2438	59	346	15
2021/08/03 13:15:19	Eaton	8966	201	1314	10
2021/08/03 13:15:19	Emmet	1941	42	470	1
2021/08/03 13:15:19	Genesee	33881	914	8308	67
2021/08/03 13:15:19	Gladwin	1935	57	387	4
2021/08/03 13:15:19	Gogebic	1088	24	369	29
2021/08/03 13:15:19	Grand Traverse	5777	86	847	14
2021/08/03 13:15:19	Gratiot	3263	117	845	4
2021/08/03 13:15:19	Hillsdale	4101	92	364	3
2021/08/03 13:15:19	Houghton	2548	35	610	8
2021/08/03 13:15:19	Huron	3101	75	1043	7
2021/08/03 13:15:19	Ingham	23063	387	2274	9
2021/08/03 13:15:19	Ionia	6338	77	91	3
2021/08/03 13:15:19	Iosco	1840	70	199	5
2021/08/03 13:15:19	Iron	1005	43	72	10
2021/08/03 13:15:19	Isabella	5446	96	955	5
2021/08/03 13:15:19	Jackson	14993	288	1143	7
2021/08/03 13:15:19	Kalamazoo	20671	365	2920	40
2021/08/03 13:15:19	Kalkaska	1098	29	81	0
2021/08/03 13:15:19	Kent	69403	804	5154	67
2021/08/03 13:15:19	Keweenaw	142	1	32	1
2021/08/03 13:15:19	Lake	603	16	45	1
2021/08/03 13:15:19	Lapeer	7908	204	1403	2

2021/08/03 13:15:19	Leelanau	1049	19	221	1
2021/08/03 13:15:19	Lenawee	8782	167	728	5
2021/08/03 13:15:19	Livingston	15036	181	2015	13
2021/08/03 13:15:19	Luce	228	4	255	1
2021/08/03 13:15:19	Mackinac	464	3	258	0
2021/08/03 13:15:19	Macomb	93048	2380	8457	129
2021/08/03 13:15:19	Manistee	1135	20	91	3
2021/08/03 13:15:19	Marquette	4277	64	830	1
2021/08/03 13:15:19	Mason	2053	36	133	1
2021/08/03 13:15:19	Mecosta	3061	36	179	1
2021/08/03 13:15:19	Menominee	1815	41	338	2
2021/08/03 13:15:19	Midland	6959	93	720	3
2021/08/03 13:15:19	Missaukee	1281	19	246	8
2021/08/03 13:15:19	Monroe	12965	244	2691	23
2021/08/03 13:15:19	Montcalm	5536	113	578	2
2021/08/03 13:15:19	Montmorency	536	19	96	1
2021/08/03 13:15:19	Muskegon	16001	365	573	10
2021/08/03 13:15:19	Newaygo	4602	67	345	2
2021/08/03 13:15:19	Oakland	103937	2339	16833	138
2021/08/03 13:15:19	Oceana	2649	58	148	2
2021/08/03 13:15:19	Ogemaw	1498	42	276	1
2021/08/03 13:15:19	Ontonagon	426	21	62	1
2021/08/03 13:15:19	Osceola	1710	31	265	0
2021/08/03 13:15:19	Oscoda	588	29	107	2
2021/08/03 13:15:19	Otsego	1935	36	429	5
2021/08/03 13:15:19	Ottawa	30808	394	2458	50
2021/08/03 13:15:19	Presque Isle	899	33	167	1
2021/08/03 13:15:19	Roscommon	1631	53	284	2
2021/08/03 13:15:19	Saginaw	20355	612	1400	21
2021/08/03 13:15:19	Sanilac	3750	118	527	8
2021/08/03 13:15:19	Schoolcraft	356	4	85	1
2021/08/03 13:15:19	Shiawassee	5815	108	738	2
2021/08/03 13:15:19	St Clair	15505	432	3135	22
2021/08/03 13:15:19	St Joseph	5626	97	711	6
2021/08/03 13:15:19	Tuscola	4938	164	803	12
2021/08/03 13:15:19	Van Buren	6781	124	504	13
2021/08/03 13:15:19	Washtenaw	24481	300	2466	7
2021/08/03 13:15:19	Wayne	103622	2592	8634	161
2021/08/03 13:15:19	Wexford	2574	44	350	4
2021/08/03 13:15:19	MDOC	25933	152	844	3
2021/08/03 13:15:19	FCI	315	5	5	0
2021/08/03 13:15:19	Out-of-State	1590	12	136	2
2021/08/03 13:15:19	Unknown	4	0	18	0
2021/08/03 13:15:19	Detroit City	52212	2320	4100	144

PUBLIC USE DATASETS

Cases by Demographics Statewide

README

Includes the total number of confirmed and probable cases and confirmed and probable deaths to date by demographic characteristics

Confirmed cases only include individuals who have had a positive diagnostic laboratory test for COVID-19.

Probable cases include individuals who have symptoms consistent with COVID-19 and an epidemiologic link to a confirmed case or a positive serology (antibody) test, but do not have a positive diagnostic laboratory test for COVID-19 and individuals with a positive serology (antibody) test for COVID-19 and an epidemiologic link to a confirmed case.

Confirmed deaths include individuals who meet one or more of the following conditions: 1) Have been identified as a confirmed case and classified as deceased as a result of a case investigation in the Michigan Disease Surveillance System (MDSS). MDSS is the database used by state and local health department to monitor reportable diseases like COVID-19; 2) have been identified as a confirmed case in MDSS had have a death certificate with COVID-19 listed as a cause of death; 3) have been identified as a confirmed case in MDSS and die within 30 days of onset of COVID-19 infection and have a death certificate which classifies their manner death as 'natural'.

Probable deaths include individuals who have COVID indicated as a cause of death on their death certificate but have not had a positive diagnostic laboratory test.

The number of probable cases can change daily based on information obtained through the health department investigation. Probable cases can be re-classified as a confirmed case or determined to not be a case.

Data is suppressed when the number of cases or deaths in a single category is between one and five to protect the confidentiality of individuals.

CASES BY DEMOGRAPHICS STATEWIDE 2021-08-03

CASE_STATUS	AgeCat	RaceCat	SEX	Cases	Deaths
Confirmed	0-9	American Indian/Alaska Native	Female	143	0
Confirmed	10-19	American Indian/Alaska Native	Female	349	0
Confirmed	20-29	American Indian/Alaska Native	Female	519	0
Confirmed	30-39	American Indian/Alaska Native	Female	399	Suppressed
Confirmed	40-49	American Indian/Alaska Native	Female	363	Suppressed
Confirmed	50-59	American Indian/Alaska Native	Female	351	11
Confirmed	60-69	American Indian/Alaska Native	Female	231	20
Confirmed	70-79	American Indian/Alaska Native	Female	120	25
Confirmed	80+	American Indian/Alaska Native	Female	68	33
Confirmed	Unknown	American Indian/Alaska Native	Female	Suppressed	0
Confirmed	0-9	Asian/Pacific Islander	Female	280	0
Confirmed	10-19	Asian/Pacific Islander	Female	825	0
Confirmed	20-29	Asian/Pacific Islander	Female	1492	0
Confirmed	30-39	Asian/Pacific Islander	Female	1314	Suppressed
Confirmed	40-49	Asian/Pacific Islander	Female	1116	Suppressed
Confirmed	50-59	Asian/Pacific Islander	Female	915	7
Confirmed	60-69	Asian/Pacific Islander	Female	482	12
Confirmed	70-79	Asian/Pacific Islander	Female	245	29
Confirmed	80+	Asian/Pacific Islander	Female	147	36
Confirmed	Unknown	Asian/Pacific Islander	Female	0	0
Confirmed	0-9	Black/African American	Female	2675	Suppressed
Confirmed	10-19	Black/African American	Female	5717	Suppressed
Confirmed	20-29	Black/African American	Female	11979	19
Confirmed	30-39	Black/African American	Female	10601	33
Confirmed	40-49	Black/African American	Female	8512	85
Confirmed	50-59	Black/African American	Female	7197	224
Confirmed	60-69	Black/African American	Female	5642	456
Confirmed	70-79	Black/African American	Female	3132	558
Confirmed	80+	Black/African American	Female	2019	690
Confirmed	Unknown	Black/African American	Female	22	0
Confirmed	0-9	Multiple Races	Female	795	0
Confirmed	10-19	Multiple Races	Female	2311	Suppressed
Confirmed	20-29	Multiple Races	Female	3013	0
Confirmed	30-39	Multiple Races	Female	2198	0
Confirmed	40-49	Multiple Races	Female	2177	Suppressed
Confirmed	50-59	Multiple Races	Female	2206	9
Confirmed	60-69	Multiple Races	Female	1593	20
Confirmed	70-79	Multiple Races	Female	872	33
Confirmed	80+	Multiple Races	Female	548	67
Confirmed	Unknown	Multiple Races	Female	13	0
Confirmed	0-9	Other	Female	1353	Suppressed
Confirmed	10-19	Other	Female	3276	Suppressed
Confirmed	20-29	Other	Female	5137	0
Confirmed	30-39	Other	Female	4003	Suppressed
Confirmed	40-49	Other	Female	3651	9
Confirmed	50-59	Other	Female	2838	21
Confirmed	60-69	Other	Female	1719	51

Confirmed	70-79	Other	Female	847	51
Confirmed	80+	Other	Female	567	88
Confirmed	Unknown	Other	Female	10	0
Confirmed	0-9	Unknown	Female	2694	0
Confirmed	10-19	Unknown	Female	9684	0
Confirmed	20-29	Unknown	Female	17547	Suppressed
Confirmed	30-39	Unknown	Female	14240	Suppressed
Confirmed	40-49	Unknown	Female	14232	16
Confirmed	50-59	Unknown	Female	14545	22
Confirmed	60-69	Unknown	Female	8429	58
Confirmed	70-79	Unknown	Female	3698	98
Confirmed	80+	Unknown	Female	2543	235
Confirmed	Unknown	Unknown	Female	125	0
Confirmed	0-9	White	Female	9406	0
Confirmed	10-19	White	Female	33215	Suppressed
Confirmed	20-29	White	Female	49635	23
Confirmed	30-39	White	Female	39206	40
Confirmed	40-49	White	Female	37249	106
Confirmed	50-59	White	Female	38919	328
Confirmed	60-69	White	Female	29763	774
Confirmed	70-79	White	Female	17819	1427
Confirmed	80+	White	Female	14768	3462
Confirmed	Unknown	White	Female	124	Suppressed
Confirmed	0-9	American Indian/Alaska Native	Male	138	0
Confirmed	10-19	American Indian/Alaska Native	Male	354	0
Confirmed	20-29	American Indian/Alaska Native	Male	423	Suppressed
Confirmed	30-39	American Indian/Alaska Native	Male	352	Suppressed
Confirmed	40-49	American Indian/Alaska Native	Male	340	Suppressed
Confirmed	50-59	American Indian/Alaska Native	Male	279	11
Confirmed	60-69	American Indian/Alaska Native	Male	242	51
Confirmed	70-79	American Indian/Alaska Native	Male	109	31
Confirmed	80+	American Indian/Alaska Native	Male	49	22
Confirmed	Unknown	American Indian/Alaska Native	Male	0	0
Confirmed	0-9	Asian/Pacific Islander	Male	345	0
Confirmed	10-19	Asian/Pacific Islander	Male	846	0
Confirmed	20-29	Asian/Pacific Islander	Male	1692	Suppressed
Confirmed	30-39	Asian/Pacific Islander	Male	1279	Suppressed
Confirmed	40-49	Asian/Pacific Islander	Male	973	7
Confirmed	50-59	Asian/Pacific Islander	Male	848	7
Confirmed	60-69	Asian/Pacific Islander	Male	499	32
Confirmed	70-79	Asian/Pacific Islander	Male	219	47
Confirmed	80+	Asian/Pacific Islander	Male	110	35
Confirmed	Unknown	Asian/Pacific Islander	Male	Suppressed	0
Confirmed	0-9	Black/African American	Male	2714	0
Confirmed	10-19	Black/African American	Male	5109	Suppressed
Confirmed	20-29	Black/African American	Male	10710	21
Confirmed	30-39	Black/African American	Male	10159	56
Confirmed	40-49	Black/African American	Male	8686	135
Confirmed	50-59	Black/African American	Male	7839	331
Confirmed	60-69	Black/African American	Male	5583	582

Confirmed	70-79	Black/African American	Male	2802	681
Confirmed	80+	Black/African American	Male	1155	469
Confirmed	Unknown	Black/African American	Male	9	0
Confirmed	0-9	Multiple Races	Male	858	Suppressed
Confirmed	10-19	Multiple Races	Male	2235	0
Confirmed	20-29	Multiple Races	Male	2554	Suppressed
Confirmed	30-39	Multiple Races	Male	1796	Suppressed
Confirmed	40-49	Multiple Races	Male	1751	7
Confirmed	50-59	Multiple Races	Male	1745	13
Confirmed	60-69	Multiple Races	Male	1487	39
Confirmed	70-79	Multiple Races	Male	788	42
Confirmed	80+	Multiple Races	Male	333	52
Confirmed	Unknown	Multiple Races	Male	9	0
Confirmed	0-9	Other	Male	1405	Suppressed
Confirmed	10-19	Other	Male	3288	0
Confirmed	20-29	Other	Male	5239	Suppressed
Confirmed	30-39	Other	Male	4121	7
Confirmed	40-49	Other	Male	3900	24
Confirmed	50-59	Other	Male	3219	40
Confirmed	60-69	Other	Male	1834	83
Confirmed	70-79	Other	Male	789	78
Confirmed	80+	Other	Male	334	71
Confirmed	Unknown	Other	Male	8	0
Confirmed	0-9	Unknown	Male	2860	0
Confirmed	10-19	Unknown	Male	9171	0
Confirmed	20-29	Unknown	Male	18084	Suppressed
Confirmed	30-39	Unknown	Male	14875	14
Confirmed	40-49	Unknown	Male	13646	22
Confirmed	50-59	Unknown	Male	14411	47
Confirmed	60-69	Unknown	Male	8247	86
Confirmed	70-79	Unknown	Male	3074	122
Confirmed	80+	Unknown	Male	1411	149
Confirmed	Unknown	Unknown	Male	142	0
Confirmed	0-9	White	Male	10199	0
Confirmed	10-19	White	Male	31321	Suppressed
Confirmed	20-29	White	Male	42908	33
Confirmed	30-39	White	Male	35451	56
Confirmed	40-49	White	Male	34226	170
Confirmed	50-59	White	Male	38131	552
Confirmed	60-69	White	Male	30207	1259
Confirmed	70-79	White	Male	17523	2146
Confirmed	80+	White	Male	10029	3072
Confirmed	Unknown	White	Male	101	0
Confirmed	0-9	American Indian/Alaska Native	Unknown	Suppressed	0
Confirmed	10-19	American Indian/Alaska Native	Unknown	Suppressed	0
Confirmed	20-29	American Indian/Alaska Native	Unknown	Suppressed	0
Confirmed	30-39	American Indian/Alaska Native	Unknown	Suppressed	0
Confirmed	40-49	American Indian/Alaska Native	Unknown	0	0
Confirmed	50-59	American Indian/Alaska Native	Unknown	Suppressed	0
Confirmed	60-69	American Indian/Alaska Native	Unknown	0	0

Confirmed	70-79	American Indian/Alaska Native	Unknown	Suppressed	0
Confirmed	80+	American Indian/Alaska Native	Unknown	0	0
Confirmed	Unknown	American Indian/Alaska Native	Unknown	0	0
Confirmed	0-9	Asian/Pacific Islander	Unknown	0	0
Confirmed	10-19	Asian/Pacific Islander	Unknown	7	0
Confirmed	20-29	Asian/Pacific Islander	Unknown	8	0
Confirmed	30-39	Asian/Pacific Islander	Unknown	Suppressed	0
Confirmed	40-49	Asian/Pacific Islander	Unknown	Suppressed	0
Confirmed	50-59	Asian/Pacific Islander	Unknown	Suppressed	0
Confirmed	60-69	Asian/Pacific Islander	Unknown	Suppressed	0
Confirmed	70-79	Asian/Pacific Islander	Unknown	0	0
Confirmed	80+	Asian/Pacific Islander	Unknown	0	0
Confirmed	Unknown	Asian/Pacific Islander	Unknown	0	0
Confirmed	0-9	Black/African American	Unknown	6	0
Confirmed	10-19	Black/African American	Unknown	24	0
Confirmed	20-29	Black/African American	Unknown	122	0
Confirmed	30-39	Black/African American	Unknown	114	0
Confirmed	40-49	Black/African American	Unknown	118	0
Confirmed	50-59	Black/African American	Unknown	95	0
Confirmed	60-69	Black/African American	Unknown	43	0
Confirmed	70-79	Black/African American	Unknown	11	0
Confirmed	80+	Black/African American	Unknown	Suppressed	0
Confirmed	Unknown	Black/African American	Unknown	Suppressed	0
Confirmed	0-9	Multiple Races	Unknown	8	0
Confirmed	10-19	Multiple Races	Unknown	17	0
Confirmed	20-29	Multiple Races	Unknown	24	0
Confirmed	30-39	Multiple Races	Unknown	17	0
Confirmed	40-49	Multiple Races	Unknown	19	0
Confirmed	50-59	Multiple Races	Unknown	12	0
Confirmed	60-69	Multiple Races	Unknown	16	0
Confirmed	70-79	Multiple Races	Unknown	6	0
Confirmed	80+	Multiple Races	Unknown	Suppressed	0
Confirmed	Unknown	Multiple Races	Unknown	Suppressed	0
Confirmed	0-9	Other	Unknown	22	0
Confirmed	10-19	Other	Unknown	27	0
Confirmed	20-29	Other	Unknown	56	0
Confirmed	30-39	Other	Unknown	46	0
Confirmed	40-49	Other	Unknown	70	0
Confirmed	50-59	Other	Unknown	37	0
Confirmed	60-69	Other	Unknown	19	0
Confirmed	70-79	Other	Unknown	Suppressed	0
Confirmed	80+	Other	Unknown	10	0
Confirmed	Unknown	Other	Unknown	Suppressed	0
Confirmed	0-9	Unknown	Unknown	124	0
Confirmed	10-19	Unknown	Unknown	352	0
Confirmed	20-29	Unknown	Unknown	611	0
Confirmed	30-39	Unknown	Unknown	424	0
Confirmed	40-49	Unknown	Unknown	429	0
Confirmed	50-59	Unknown	Unknown	402	0
Confirmed	60-69	Unknown	Unknown	208	0

Confirmed	70-79	Unknown	Unknown	91	0
Confirmed	80+	Unknown	Unknown	61	0
Confirmed	Unknown	Unknown	Unknown	69	0
Confirmed	0-9	White	Unknown	31	0
Confirmed	10-19	White	Unknown	177	0
Confirmed	20-29	White	Unknown	267	0
Confirmed	30-39	White	Unknown	239	0
Confirmed	40-49	White	Unknown	222	0
Confirmed	50-59	White	Unknown	205	0
Confirmed	60-69	White	Unknown	136	0
Confirmed	70-79	White	Unknown	66	Suppressed
Confirmed	80+	White	Unknown	24	0
Confirmed	Unknown	White	Unknown	Suppressed	0
Probable	0-9	American Indian/Alaska Native	Female	42	0
Probable	10-19	American Indian/Alaska Native	Female	78	0
Probable	20-29	American Indian/Alaska Native	Female	86	0
Probable	30-39	American Indian/Alaska Native	Female	72	0
Probable	40-49	American Indian/Alaska Native	Female	65	0
Probable	50-59	American Indian/Alaska Native	Female	38	0
Probable	60-69	American Indian/Alaska Native	Female	33	Suppressed
Probable	70-79	American Indian/Alaska Native	Female	12	Suppressed
Probable	80+	American Indian/Alaska Native	Female	8	6
Probable	Unknown	American Indian/Alaska Native	Female	Suppressed	0
Probable	0-9	Asian/Pacific Islander	Female	44	0
Probable	10-19	Asian/Pacific Islander	Female	92	0
Probable	20-29	Asian/Pacific Islander	Female	154	0
Probable	30-39	Asian/Pacific Islander	Female	121	0
Probable	40-49	Asian/Pacific Islander	Female	96	0
Probable	50-59	Asian/Pacific Islander	Female	79	0
Probable	60-69	Asian/Pacific Islander	Female	43	Suppressed
Probable	70-79	Asian/Pacific Islander	Female	17	Suppressed
Probable	80+	Asian/Pacific Islander	Female	7	0
Probable	Unknown	Asian/Pacific Islander	Female	6	0
Probable	0-9	Black/African American	Female	245	0
Probable	10-19	Black/African American	Female	572	0
Probable	20-29	Black/African American	Female	1047	0
Probable	30-39	Black/African American	Female	866	0
Probable	40-49	Black/African American	Female	685	6
Probable	50-59	Black/African American	Female	533	12
Probable	60-69	Black/African American	Female	335	22
Probable	70-79	Black/African American	Female	127	18
Probable	80+	Black/African American	Female	86	38
Probable	Unknown	Black/African American	Female	32	Suppressed
Probable	0-9	Multiple Races	Female	150	0
Probable	10-19	Multiple Races	Female	306	0
Probable	20-29	Multiple Races	Female	258	0
Probable	30-39	Multiple Races	Female	167	0
Probable	40-49	Multiple Races	Female	163	0
Probable	50-59	Multiple Races	Female	159	Suppressed
Probable	60-69	Multiple Races	Female	107	Suppressed

Probable	70-79	Multiple Races	Female	45	0
Probable	80+	Multiple Races	Female	33	7
Probable	Unknown	Multiple Races	Female	63	0
Probable	0-9	Other	Female	99	0
Probable	10-19	Other	Female	242	0
Probable	20-29	Other	Female	314	0
Probable	30-39	Other	Female	242	0
Probable	40-49	Other	Female	210	0
Probable	50-59	Other	Female	154	Suppressed
Probable	60-69	Other	Female	73	Suppressed
Probable	70-79	Other	Female	31	0
Probable	80+	Other	Female	13	Suppressed
Probable	Unknown	Other	Female	19	0
Probable	0-9	Unknown	Female	701	0
Probable	10-19	Unknown	Female	2089	0
Probable	20-29	Unknown	Female	2850	0
Probable	30-39	Unknown	Female	2143	0
Probable	40-49	Unknown	Female	2144	0
Probable	50-59	Unknown	Female	1969	Suppressed
Probable	60-69	Unknown	Female	1250	Suppressed
Probable	70-79	Unknown	Female	460	Suppressed
Probable	80+	Unknown	Female	283	20
Probable	Unknown	Unknown	Female	1668	0
Probable	0-9	White	Female	1727	0
Probable	10-19	White	Female	4744	Suppressed
Probable	20-29	White	Female	5192	Suppressed
Probable	30-39	White	Female	4160	Suppressed
Probable	40-49	White	Female	4015	8
Probable	50-59	White	Female	3807	32
Probable	60-69	White	Female	2390	42
Probable	70-79	White	Female	1192	84
Probable	80+	White	Female	1323	310
Probable	Unknown	White	Female	423	Suppressed
Probable	0-9	American Indian/Alaska Native	Male	40	0
Probable	10-19	American Indian/Alaska Native	Male	103	0
Probable	20-29	American Indian/Alaska Native	Male	82	0
Probable	30-39	American Indian/Alaska Native	Male	58	0
Probable	40-49	American Indian/Alaska Native	Male	47	Suppressed
Probable	50-59	American Indian/Alaska Native	Male	47	Suppressed
Probable	60-69	American Indian/Alaska Native	Male	25	Suppressed
Probable	70-79	American Indian/Alaska Native	Male	8	Suppressed
Probable	80+	American Indian/Alaska Native	Male	6	Suppressed
Probable	Unknown	American Indian/Alaska Native	Male	Suppressed	0
Probable	0-9	Asian/Pacific Islander	Male	52	0
Probable	10-19	Asian/Pacific Islander	Male	100	0
Probable	20-29	Asian/Pacific Islander	Male	161	0
Probable	30-39	Asian/Pacific Islander	Male	123	Suppressed
Probable	40-49	Asian/Pacific Islander	Male	86	0
Probable	50-59	Asian/Pacific Islander	Male	60	Suppressed
Probable	60-69	Asian/Pacific Islander	Male	27	Suppressed

Probable	70-79	Asian/Pacific Islander	Male	8	Suppressed
Probable	80+	Asian/Pacific Islander	Male	7	Suppressed
Probable	Unknown	Asian/Pacific Islander	Male	Suppressed	0
Probable	0-9	Black/African American	Male	281	0
Probable	10-19	Black/African American	Male	557	Suppressed
Probable	20-29	Black/African American	Male	784	Suppressed
Probable	30-39	Black/African American	Male	699	Suppressed
Probable	40-49	Black/African American	Male	542	10
Probable	50-59	Black/African American	Male	476	14
Probable	60-69	Black/African American	Male	280	31
Probable	70-79	Black/African American	Male	106	34
Probable	80+	Black/African American	Male	44	23
Probable	Unknown	Black/African American	Male	22	0
Probable	0-9	Multiple Races	Male	138	0
Probable	10-19	Multiple Races	Male	291	0
Probable	20-29	Multiple Races	Male	189	0
Probable	30-39	Multiple Races	Male	147	0
Probable	40-49	Multiple Races	Male	146	Suppressed
Probable	50-59	Multiple Races	Male	121	0
Probable	60-69	Multiple Races	Male	89	Suppressed
Probable	70-79	Multiple Races	Male	39	Suppressed
Probable	80+	Multiple Races	Male	17	7
Probable	Unknown	Multiple Races	Male	55	0
Probable	0-9	Other	Male	108	0
Probable	10-19	Other	Male	263	0
Probable	20-29	Other	Male	324	0
Probable	30-39	Other	Male	269	0
Probable	40-49	Other	Male	228	Suppressed
Probable	50-59	Other	Male	142	Suppressed
Probable	60-69	Other	Male	86	Suppressed
Probable	70-79	Other	Male	30	Suppressed
Probable	80+	Other	Male	9	Suppressed
Probable	Unknown	Other	Male	20	0
Probable	0-9	Unknown	Male	715	0
Probable	10-19	Unknown	Male	2108	Suppressed
Probable	20-29	Unknown	Male	2701	0
Probable	30-39	Unknown	Male	2094	Suppressed
Probable	40-49	Unknown	Male	1885	Suppressed
Probable	50-59	Unknown	Male	1882	Suppressed
Probable	60-69	Unknown	Male	1036	6
Probable	70-79	Unknown	Male	363	10
Probable	80+	Unknown	Male	165	12
Probable	Unknown	Unknown	Male	1433	0
Probable	0-9	White	Male	1844	0
Probable	10-19	White	Male	4706	Suppressed
Probable	20-29	White	Male	4440	Suppressed
Probable	30-39	White	Male	3580	6
Probable	40-49	White	Male	3429	13
Probable	50-59	White	Male	3466	31
Probable	60-69	White	Male	2171	75

Probable	70-79	White	Male	1048	116
Probable	80+	White	Male	711	190
Probable	Unknown	White	Male	359	0
Probable	0-9	American Indian/Alaska Native	Unknown	0	0
Probable	10-19	American Indian/Alaska Native	Unknown	0	0
Probable	20-29	American Indian/Alaska Native	Unknown	Suppressed	0
Probable	30-39	American Indian/Alaska Native	Unknown	0	0
Probable	40-49	American Indian/Alaska Native	Unknown	Suppressed	0
Probable	50-59	American Indian/Alaska Native	Unknown	Suppressed	0
Probable	60-69	American Indian/Alaska Native	Unknown	0	0
Probable	70-79	American Indian/Alaska Native	Unknown	Suppressed	0
Probable	80+	American Indian/Alaska Native	Unknown	0	0
Probable	Unknown	American Indian/Alaska Native	Unknown	Suppressed	0
Probable	0-9	Asian/Pacific Islander	Unknown	Suppressed	0
Probable	10-19	Asian/Pacific Islander	Unknown	Suppressed	0
Probable	20-29	Asian/Pacific Islander	Unknown	Suppressed	0
Probable	30-39	Asian/Pacific Islander	Unknown	Suppressed	0
Probable	40-49	Asian/Pacific Islander	Unknown	Suppressed	0
Probable	50-59	Asian/Pacific Islander	Unknown	Suppressed	0
Probable	60-69	Asian/Pacific Islander	Unknown	0	0
Probable	70-79	Asian/Pacific Islander	Unknown	0	0
Probable	80+	Asian/Pacific Islander	Unknown	0	0
Probable	Unknown	Asian/Pacific Islander	Unknown	Suppressed	0
Probable	0-9	Black/African American	Unknown	7	0
Probable	10-19	Black/African American	Unknown	9	0
Probable	20-29	Black/African American	Unknown	11	0
Probable	30-39	Black/African American	Unknown	Suppressed	0
Probable	40-49	Black/African American	Unknown	8	0
Probable	50-59	Black/African American	Unknown	6	0
Probable	60-69	Black/African American	Unknown	Suppressed	0
Probable	70-79	Black/African American	Unknown	Suppressed	0
Probable	80+	Black/African American	Unknown	0	0
Probable	Unknown	Black/African American	Unknown	6	0
Probable	0-9	Multiple Races	Unknown	11	0
Probable	10-19	Multiple Races	Unknown	23	0
Probable	20-29	Multiple Races	Unknown	20	0
Probable	30-39	Multiple Races	Unknown	19	0
Probable	40-49	Multiple Races	Unknown	16	0
Probable	50-59	Multiple Races	Unknown	10	0
Probable	60-69	Multiple Races	Unknown	Suppressed	0
Probable	70-79	Multiple Races	Unknown	Suppressed	0
Probable	80+	Multiple Races	Unknown	0	0
Probable	Unknown	Multiple Races	Unknown	18	0
Probable	0-9	Other	Unknown	9	0
Probable	10-19	Other	Unknown	25	0
Probable	20-29	Other	Unknown	14	0
Probable	30-39	Other	Unknown	25	0
Probable	40-49	Other	Unknown	17	0
Probable	50-59	Other	Unknown	8	0
Probable	60-69	Other	Unknown	7	0

Probable	70-79	Other	Unknown	Suppressed	0
Probable	80+	Other	Unknown	0	0
Probable	Unknown	Other	Unknown	9	0
Probable	0-9	Unknown	Unknown	211	0
Probable	10-19	Unknown	Unknown	516	0
Probable	20-29	Unknown	Unknown	770	0
Probable	30-39	Unknown	Unknown	629	0
Probable	40-49	Unknown	Unknown	655	0
Probable	50-59	Unknown	Unknown	521	0
Probable	60-69	Unknown	Unknown	288	0
Probable	70-79	Unknown	Unknown	115	0
Probable	80+	Unknown	Unknown	40	0
Probable	Unknown	Unknown	Unknown	2168	0
Probable	0-9	White	Unknown	54	0
Probable	10-19	White	Unknown	132	0
Probable	20-29	White	Unknown	88	0
Probable	30-39	White	Unknown	77	0
Probable	40-49	White	Unknown	80	0
Probable	50-59	White	Unknown	77	0
Probable	60-69	White	Unknown	31	0
Probable	70-79	White	Unknown	30	0
Probable	80+	White	Unknown	9	0
Probable	Unknown	White	Unknown	59	0

PUBLIC USE DATASETS

COVID-19 Tests by County

README

Data includes tests by type (diagnostic, serology or total combined) by county.

Diagnostic tests are used to find current infection and look for genes or proteins from the severe acute respiratory syndrome coronavirus 2 (SARS-CoV-2), the virus that causes COVID-19. These tests, which are performed as nasal swabs, include: Nucleic acid amplification test/real-time polymerase chain reaction (NAAT/RT-PCR) test and rapid virus antigen detection point of care (POC) tests.

Serology tests are used to look for the possibility of previous infection. Serology tests look for antibodies to SARS-CoV-2 in the blood. There are currently two types of serology tests: the enzyme-linked immunosorbent assay (ELISA) test and the rapid antibody detection POC test. Serology tests do not diagnose disease and do not guarantee immunity, but might provide information about previous infection.

Correctional includes state and federal prisons and county and city detection facilities.

Testing data represents total tests performed, not individuals tested. A single individual may have more than one test completed.

COVID-19 TESTS BY COUNTY 2021-08-03

Updated	COUNTY	TestType	Count	RatePerMillion
2021/08/03 13:15:37	Alcona	Diagnostic	8393	806631
2021/08/03 13:15:37	Alcona	Serology	193	18549
2021/08/03 13:15:37	Alcona	Total	8586	825180
2021/08/03 13:15:37	Alger	Diagnostic	9088	997804
2021/08/03 13:15:37	Alger	Serology	401	44027
2021/08/03 13:15:37	Alger	Total	9489	1041831
2021/08/03 13:15:37	Allegan	Diagnostic	128219	1085856
2021/08/03 13:15:37	Allegan	Serology	3194	27049
2021/08/03 13:15:37	Allegan	Total	131413	1112906
2021/08/03 13:15:37	Alpena	Diagnostic	24907	876853
2021/08/03 13:15:37	Alpena	Serology	823	28974
2021/08/03 13:15:37	Alpena	Total	25730	905826
2021/08/03 13:15:37	Antrim	Diagnostic	24004	1029155
2021/08/03 13:15:37	Antrim	Serology	854	36615
2021/08/03 13:15:37	Antrim	Total	24858	1065769
2021/08/03 13:15:37	Arenac	Diagnostic	18582	1248539
2021/08/03 13:15:37	Arenac	Serology	533	35813
2021/08/03 13:15:37	Arenac	Total	19115	1284351
2021/08/03 13:15:37	Baraga	Diagnostic	9660	1176757
2021/08/03 13:15:37	Baraga	Serology	63	7675
2021/08/03 13:15:37	Baraga	Total	9723	1184432
2021/08/03 13:15:37	Barry	Diagnostic	64606	1049651
2021/08/03 13:15:37	Barry	Serology	2077	33745
2021/08/03 13:15:37	Barry	Total	66683	1083396
2021/08/03 13:15:37	Bay	Diagnostic	136703	1325592
2021/08/03 13:15:37	Bay	Serology	7489	72620
2021/08/03 13:15:37	Bay	Total	144192	1398212
2021/08/03 13:15:37	Benzie	Diagnostic	14051	790893
2021/08/03 13:15:37	Benzie	Serology	794	44692
2021/08/03 13:15:37	Benzie	Total	14845	835585
2021/08/03 13:15:37	Berrien	Diagnostic	256881	1674572
2021/08/03 13:15:37	Berrien	Serology	6422	41864
2021/08/03 13:15:37	Berrien	Total	263303	1716436
2021/08/03 13:15:37	Branch	Diagnostic	47641	1094768
2021/08/03 13:15:37	Branch	Serology	654	15029
2021/08/03 13:15:37	Branch	Total	48295	1109796
2021/08/03 13:15:37	Calhoun	Serology	1932	14401
2021/08/03 13:15:37	Calhoun	Diagnostic	216647	1614853
2021/08/03 13:15:37	Calhoun	Total	218579	1629253
2021/08/03 13:15:37	Cass	Diagnostic	43623	842354
2021/08/03 13:15:37	Cass	Serology	829	16008
2021/08/03 13:15:37	Cass	Total	44452	858362
2021/08/03 13:15:37	Charlevoix	Diagnostic	24783	947978
2021/08/03 13:15:37	Charlevoix	Serology	1164	44524
2021/08/03 13:15:37	Charlevoix	Total	25947	992503
2021/08/03 13:15:37	Cheboygan	Diagnostic	18424	728913
2021/08/03 13:15:37	Cheboygan	Serology	666	26349

2021/08/03 13:15:37	Cheboygan	Total	19090	755262
2021/08/03 13:15:37	Chippewa	Serology	390	10442
2021/08/03 13:15:37	Chippewa	Diagnostic	33642	900747
2021/08/03 13:15:37	Chippewa	Total	34032	911189
2021/08/03 13:15:37	Clare	Diagnostic	26834	867011
2021/08/03 13:15:37	Clare	Serology	1126	36381
2021/08/03 13:15:37	Clare	Total	27960	903393
2021/08/03 13:15:37	Clinton	Serology	4495	56473
2021/08/03 13:15:37	Clinton	Diagnostic	63922	803091
2021/08/03 13:15:37	Clinton	Total	68417	859564
2021/08/03 13:15:37	Correctional	Diagnostic	1032565	
2021/08/03 13:15:37	Correctional	Serology	28849	
2021/08/03 13:15:37	Correctional	Total	1061414	
2021/08/03 13:15:37	Crawford	Serology	379	27015
2021/08/03 13:15:37	Crawford	Diagnostic	11804	841400
2021/08/03 13:15:37	Crawford	Total	12183	868415
2021/08/03 13:15:37	Delta	Diagnostic	45189	1262827
2021/08/03 13:15:37	Delta	Serology	960	26828
2021/08/03 13:15:37	Delta	Total	46149	1289655
2021/08/03 13:15:37	Detroit City	Serology	30129	46366
2021/08/03 13:15:37	Detroit City	Diagnostic	901192	1386867
2021/08/03 13:15:37	Detroit City	Total	931321	1433234
2021/08/03 13:15:37	Dickinson	Serology	189	7488
2021/08/03 13:15:37	Dickinson	Diagnostic	20873	827014
2021/08/03 13:15:37	Dickinson	Total	21062	834502
2021/08/03 13:15:37	Eaton	Serology	6699	60752
2021/08/03 13:15:37	Eaton	Diagnostic	138949	1260103
2021/08/03 13:15:37	Eaton	Total	145648	1320855
2021/08/03 13:15:37	Emmet	Diagnostic	33284	996080
2021/08/03 13:15:37	Emmet	Serology	1654	49499
2021/08/03 13:15:37	Emmet	Total	34938	1045578
2021/08/03 13:15:37	Genesee	Serology	21779	53668
2021/08/03 13:15:37	Genesee	Diagnostic	431408	1063071
2021/08/03 13:15:37	Genesee	Total	453187	1116738
2021/08/03 13:15:37	Gladwin	Serology	1254	49275
2021/08/03 13:15:37	Gladwin	Diagnostic	23177	910723
2021/08/03 13:15:37	Gladwin	Total	24431	959998
2021/08/03 13:15:37	Gogebic	Diagnostic	19920	1425403
2021/08/03 13:15:37	Gogebic	Serology	260	18605
2021/08/03 13:15:37	Gogebic	Total	20180	1444007
2021/08/03 13:15:37	Grand Traverse	Diagnostic	96470	1036331
2021/08/03 13:15:37	Grand Traverse	Serology	7008	75284
2021/08/03 13:15:37	Grand Traverse	Total	103478	1111615
2021/08/03 13:15:37	Gratiot	Diagnostic	61869	1519712
2021/08/03 13:15:37	Gratiot	Serology	1228	30164
2021/08/03 13:15:37	Gratiot	Total	63097	1549876
2021/08/03 13:15:37	Hillsdale	Serology	1142	25041
2021/08/03 13:15:37	Hillsdale	Diagnostic	49273	1080430
2021/08/03 13:15:37	Hillsdale	Total	50415	1105471
2021/08/03 13:15:37	Houghton	Serology	278	7791

2021/08/03 13:15:37	Houghton	Diagnostic	50742	1421982
2021/08/03 13:15:37	Houghton	Total	51020	1429772
2021/08/03 13:15:37	Huron	Serology	978	31568
2021/08/03 13:15:37	Huron	Diagnostic	31802	1026500
2021/08/03 13:15:37	Huron	Total	32780	1058068
2021/08/03 13:15:37	Ingham	Diagnostic	375756	1285049
2021/08/03 13:15:37	Ingham	Serology	21069	72054
2021/08/03 13:15:37	Ingham	Total	396825	1357103
2021/08/03 13:15:37	Ionia	Serology	2503	38688
2021/08/03 13:15:37	Ionia	Diagnostic	85086	1315146
2021/08/03 13:15:37	Ionia	Total	87589	1353834
2021/08/03 13:15:37	Iosco	Diagnostic	29563	1176543
2021/08/03 13:15:37	Iosco	Serology	674	26824
2021/08/03 13:15:37	Iosco	Total	30237	1203367
2021/08/03 13:15:37	Iron	Diagnostic	26085	2357220
2021/08/03 13:15:37	Iron	Serology	133	12019
2021/08/03 13:15:37	Iron	Total	26218	2369239
2021/08/03 13:15:37	Isabella	Diagnostic	65579	938559
2021/08/03 13:15:37	Isabella	Serology	1559	22312
2021/08/03 13:15:37	Isabella	Total	67138	960871
2021/08/03 13:15:37	Jackson	Diagnostic	246669	1556173
2021/08/03 13:15:37	Jackson	Serology	4430	27948
2021/08/03 13:15:37	Jackson	Total	251099	1584121
2021/08/03 13:15:37	Kalamazoo	Serology	7303	27552
2021/08/03 13:15:37	Kalamazoo	Diagnostic	334638	1262470
2021/08/03 13:15:37	Kalamazoo	Total	341941	1290022
2021/08/03 13:15:37	Kalkaska	Diagnostic	18920	1048897
2021/08/03 13:15:37	Kalkaska	Serology	844	46790
2021/08/03 13:15:37	Kalkaska	Total	19764	1095687
2021/08/03 13:15:37	Kent	Serology	48874	74395
2021/08/03 13:15:37	Kent	Diagnostic	996676	1517115
2021/08/03 13:15:37	Kent	Total	1045550	1591509
2021/08/03 13:15:37	Keweenaw	Diagnostic	2458	1161626
2021/08/03 13:15:37	Keweenaw	Serology	35	16541
2021/08/03 13:15:37	Keweenaw	Total	2493	1178166
2021/08/03 13:15:37	Lake	Diagnostic	12424	1048173
2021/08/03 13:15:37	Lake	Serology	242	20417
2021/08/03 13:15:37	Lake	Total	12666	1068590
2021/08/03 13:15:37	Lapeer	Diagnostic	75047	856632
2021/08/03 13:15:37	Lapeer	Serology	4027	45967
2021/08/03 13:15:37	Lapeer	Total	79074	902599
2021/08/03 13:15:37	Leelanau	Diagnostic	13902	638849
2021/08/03 13:15:37	Leelanau	Serology	1137	52249
2021/08/03 13:15:37	Leelanau	Total	15039	691099
2021/08/03 13:15:37	Lenawee	Serology	2541	25810
2021/08/03 13:15:37	Lenawee	Diagnostic	139407	1416004
2021/08/03 13:15:37	Lenawee	Total	141948	1441814
2021/08/03 13:15:37	Livingston	Serology	8946	46595
2021/08/03 13:15:37	Livingston	Diagnostic	228325	1189224
2021/08/03 13:15:37	Livingston	Total	237271	1235819

2021/08/03 13:15:37	Luce	Diagnostic	7213	1157971
2021/08/03 13:15:37	Luce	Serology	37	5940
2021/08/03 13:15:37	Luce	Total	7250	1163911
2021/08/03 13:15:37	Mackinac	Diagnostic	10458	968423
2021/08/03 13:15:37	Mackinac	Serology	155	14353
2021/08/03 13:15:37	Mackinac	Total	10613	982776
2021/08/03 13:15:37	Macomb	Serology	69333	79331
2021/08/03 13:15:37	Macomb	Diagnostic	1010600	1156330
2021/08/03 13:15:37	Macomb	Total	1079933	1235661
2021/08/03 13:15:37	Manistee	Diagnostic	21640	881179
2021/08/03 13:15:37	Manistee	Serology	998	40638
2021/08/03 13:15:37	Manistee	Total	22638	921818
2021/08/03 13:15:37	Marquette	Diagnostic	138763	2080436
2021/08/03 13:15:37	Marquette	Serology	1497	22444
2021/08/03 13:15:37	Marquette	Total	140260	2102880
2021/08/03 13:15:37	Mason	Serology	1124	38567
2021/08/03 13:15:37	Mason	Diagnostic	36884	1265578
2021/08/03 13:15:37	Mason	Total	38008	1304145
2021/08/03 13:15:37	Mecosta	Diagnostic	43840	1008906
2021/08/03 13:15:37	Mecosta	Serology	1074	24716
2021/08/03 13:15:37	Mecosta	Total	44914	1033623
2021/08/03 13:15:37	Menominee	Diagnostic	26955	1183275
2021/08/03 13:15:37	Menominee	Serology	175	7682
2021/08/03 13:15:37	Menominee	Total	27130	1190957
2021/08/03 13:15:37	Midland	Diagnostic	75433	907126
2021/08/03 13:15:37	Midland	Serology	7770	93439
2021/08/03 13:15:37	Midland	Total	83203	1000565
2021/08/03 13:15:37	Missaukee	Diagnostic	12188	806191
2021/08/03 13:15:37	Missaukee	Serology	695	45972
2021/08/03 13:15:37	Missaukee	Total	12883	852163
2021/08/03 13:15:37	Monroe	Diagnostic	173089	1150093
2021/08/03 13:15:37	Monroe	Serology	6590	43787
2021/08/03 13:15:37	Monroe	Total	179679	1193880
2021/08/03 13:15:37	Montcalm	Serology	2574	40289
2021/08/03 13:15:37	Montcalm	Diagnostic	86220	1349549
2021/08/03 13:15:37	Montcalm	Total	88794	1389838
2021/08/03 13:15:37	Montmorency	Serology	424	45455
2021/08/03 13:15:37	Montmorency	Diagnostic	9556	1024443
2021/08/03 13:15:37	Montmorency	Total	9980	1069897
2021/08/03 13:15:37	Muskegon	Diagnostic	231747	1335210
2021/08/03 13:15:37	Muskegon	Serology	4044	23299
2021/08/03 13:15:37	Muskegon	Total	235791	1358509
2021/08/03 13:15:37	Newaygo	Diagnostic	50367	1028318
2021/08/03 13:15:37	Newaygo	Serology	1839	37546
2021/08/03 13:15:37	Newaygo	Total	52206	1065864
2021/08/03 13:15:37	Oakland	Serology	125881	100097
2021/08/03 13:15:37	Oakland	Diagnostic	1576397	1253512
2021/08/03 13:15:37	Oakland	Total	1702278	1353610
2021/08/03 13:15:37	Oceana	Diagnostic	38623	1459289
2021/08/03 13:15:37	Oceana	Serology	974	36801

2021/08/03 13:15:37	Oceana	Total	39597	1496089
2021/08/03 13:15:37	Ogemaw	Diagnostic	21096	1004715
2021/08/03 13:15:37	Ogemaw	Serology	625	29766
2021/08/03 13:15:37	Ogemaw	Total	21721	1034481
2021/08/03 13:15:37	Ontonagon	Diagnostic	8390	1466783
2021/08/03 13:15:37	Ontonagon	Serology	72	12587
2021/08/03 13:15:37	Ontonagon	Total	8462	1479371
2021/08/03 13:15:37	Osceola	Serology	1132	48252
2021/08/03 13:15:37	Osceola	Diagnostic	27609	1176854
2021/08/03 13:15:37	Osceola	Total	28741	1225107
2021/08/03 13:15:37	Oscoda	Diagnostic	6342	769567
2021/08/03 13:15:37	Oscoda	Serology	392	47567
2021/08/03 13:15:37	Oscoda	Total	6734	817134
2021/08/03 13:15:37	Otsego	Diagnostic	25256	1023837
2021/08/03 13:15:37	Otsego	Serology	1067	43254
2021/08/03 13:15:37	Otsego	Total	26323	1067091
2021/08/03 13:15:37	Ottawa	Serology	15684	53744
2021/08/03 13:15:37	Ottawa	Diagnostic	413021	1415279
2021/08/03 13:15:37	Ottawa	Total	428705	1469023
2021/08/03 13:15:37	Presque Isle	Diagnostic	11998	952827
2021/08/03 13:15:37	Presque Isle	Serology	587	46617
2021/08/03 13:15:37	Presque Isle	Total	12585	999444
2021/08/03 13:15:37	Roscommon	Serology	771	32100
2021/08/03 13:15:37	Roscommon	Diagnostic	22176	923269
2021/08/03 13:15:37	Roscommon	Total	22947	955369
2021/08/03 13:15:37	Saginaw	Serology	10069	52845
2021/08/03 13:15:37	Saginaw	Diagnostic	272977	1432657
2021/08/03 13:15:37	Saginaw	Total	283046	1485502
2021/08/03 13:15:37	Sanilac	Serology	1622	39398
2021/08/03 13:15:37	Sanilac	Diagnostic	53846	1307894
2021/08/03 13:15:37	Sanilac	Total	55468	1347292
2021/08/03 13:15:37	Schoolcraft	Diagnostic	6582	813195
2021/08/03 13:15:37	Schoolcraft	Serology	67	8278
2021/08/03 13:15:37	Schoolcraft	Total	6649	821473
2021/08/03 13:15:37	Shiawassee	Diagnostic	77113	1131984
2021/08/03 13:15:37	Shiawassee	Serology	2824	41455
2021/08/03 13:15:37	Shiawassee	Total	79937	1173439
2021/08/03 13:15:37	St Clair	Serology	9366	58858
2021/08/03 13:15:37	St Clair	Diagnostic	161339	1013894
2021/08/03 13:15:37	St Clair	Total	170705	1072753
2021/08/03 13:15:37	St Joseph	Diagnostic	62131	1019142
2021/08/03 13:15:37	St Joseph	Serology	1735	28459
2021/08/03 13:15:37	St Joseph	Total	63866	1047602
2021/08/03 13:15:37	Tuscola	Serology	2412	46167
2021/08/03 13:15:37	Tuscola	Diagnostic	67465	1291320
2021/08/03 13:15:37	Tuscola	Total	69877	1337487
2021/08/03 13:15:37	Unknown	Serology	29074	
2021/08/03 13:15:37	Unknown	Diagnostic	588041	
2021/08/03 13:15:37	Unknown	Total	617115	
2021/08/03 13:15:37	Van Buren	Serology	1811	23931

2021/08/03 13:15:37	Van Buren	Diagnostic	103731	1370707
2021/08/03 13:15:37	Van Buren	Total	105542	1394638
2021/08/03 13:15:37	Washtenaw	Serology	19036	51784
2021/08/03 13:15:37	Washtenaw	Diagnostic	809502	2202121
2021/08/03 13:15:37	Washtenaw	Total	828538	2253906
2021/08/03 13:15:37	Wayne	Serology	84307	76378
2021/08/03 13:15:37	Wayne	Diagnostic	1567538	1420113
2021/08/03 13:15:37	Wayne	Total	1651845	1496491
2021/08/03 13:15:37	Wexford	Diagnostic	33920	1008593
2021/08/03 13:15:37	Wexford	Serology	1355	40290
2021/08/03 13:15:37	Wexford	Total	35275	1048883

PUBLIC USE DATASETS

Diagnostic Tests by Result and County

README

Data include diagnostic tests for COVID-19 by date and county.

Diagnostic tests are used to find current infection and look for genes or proteins from the severe acute respiratory syndrome coronavirus 2 (SARS-CoV-2), the virus that causes COVID-19. These tests, which are performed as nasal swabs, include: Nucleic acid amplification test/real-time polymerase chain reaction (NAAT/RT-PCR) test and rapid virus antigen detection point of care (POC) tests.

Correctional includes state and federal prisons and county and city detection facilities.

Testing data represents total tests performed, not individuals tested. A single individual may have more than one test completed.

The total number of positive tests may exceed the number of confirmed cases due to 1) a single individual may have more than one test performed; 2) MDHHS may receive data on positive tests in advance of a local health department classifying an individual as a confirmed or probable case, and 3) although efforts have been made to de-duplicate testing data, some duplication may occur.

DIAGNOSTIC TESTS BY RESULT AND COUNTY 2021-08-03

MessageDate	COUNTY	Negative	Positive	Total
8/2/2021	Alcona	12	2	14
8/2/2021	Alger	5	0	5
8/2/2021	Allegan	132	14	146
8/2/2021	Alpena	48	3	51
8/2/2021	Antrim	32	4	36
8/2/2021	Arenac	14	3	17
8/2/2021	Barry	52	9	61
8/2/2021	Bay	117	6	123
8/2/2021	Benzie	16	0	16
8/2/2021	Berrien	209	11	220
8/2/2021	Branch	57	13	70
8/2/2021	Calhoun	138	20	158
8/2/2021	Cass	33	2	35
8/2/2021	Charlevoix	31	7	38
8/2/2021	Cheboygan	18	0	18
8/2/2021	Chippewa	39	0	39
8/2/2021	Clare	38	3	41
8/2/2021	Clinton	37	0	37
8/2/2021	Correctional	191	8	199
8/2/2021	Crawford	19	1	20
8/2/2021	Delta	43	1	44
8/2/2021	Detroit City	853	60	913
8/2/2021	Dickinson	18	0	18
8/2/2021	Eaton	100	5	105
8/2/2021	Emmet	50	3	53
8/2/2021	Genesee	449	34	483
8/2/2021	Gladwin	28	3	31
8/2/2021	Gogebic	15	2	17
8/2/2021	Grand Traverse	161	5	166
8/2/2021	Gratiot	41	2	43
8/2/2021	Hillsdale	30	6	36
8/2/2021	Houghton	43	0	43
8/2/2021	Huron	15	7	22
8/2/2021	Ingham	325	21	346
8/2/2021	Ionia	66	4	70
8/2/2021	Iosco	25	9	34
8/2/2021	Iron	17	0	17
8/2/2021	Isabella	61	5	66
8/2/2021	Jackson	167	9	176
8/2/2021	Kalamazoo	377	41	418
8/2/2021	Kalkaska	20	3	23
8/2/2021	Kent	1219	84	1303
8/2/2021	Keweenaw	6	0	6
8/2/2021	Lake	17	3	20
8/2/2021	Lapeer	72	3	75
8/2/2021	Leelanau	35	2	37
8/2/2021	Lenawee	113	9	122

8/2/2021	Livingston	240	42	282
8/2/2021	Luce	2	0	2
8/2/2021	Mackinac	3	0	3
8/2/2021	Macomb	1398	88	1486
8/2/2021	Manistee	32	2	34
8/2/2021	Marquette	64	1	65
8/2/2021	Mason	23	8	31
8/2/2021	Mecosta	25	3	28
8/2/2021	Menominee	18	0	18
8/2/2021	Midland	111	2	113
8/2/2021	Missaukee	10	0	10
8/2/2021	Monroe	250	13	263
8/2/2021	Montcalm	75	2	77
8/2/2021	Montmorency	14	0	14
8/2/2021	Muskegon	622	74	696
8/2/2021	Newaygo	54	9	63
8/2/2021	Oakland	2364	111	2475
8/2/2021	Oceana	47	2	49
8/2/2021	Ogemaw	23	4	27
8/2/2021	Ontonagon	4	0	4
8/2/2021	Osceola	23	1	24
8/2/2021	Oscoda	7	0	7
8/2/2021	Otsego	27	2	29
8/2/2021	Ottawa	402	39	441
8/2/2021	Presque Isle	9	2	11
8/2/2021	Roscommon	38	3	41
8/2/2021	Saginaw	204	33	237
8/2/2021	Sanilac	26	0	26
8/2/2021	Schoolcraft	5	0	5
8/2/2021	Shiawassee	73	3	76
8/2/2021	St Clair	164	13	177
8/2/2021	St Joseph	55	6	61
8/1/2021	Alcona	4	1	5
8/1/2021	Allegan	52	7	59
8/1/2021	Alpena	30	5	35
8/1/2021	Antrim	15	0	15
8/1/2021	Arenac	14	0	14
8/1/2021	Baraga	3	0	3
8/1/2021	Barry	38	3	41
8/1/2021	Bay	72	6	78
8/1/2021	Benzie	9	1	10
8/1/2021	Berrien	160	15	175
8/1/2021	Branch	36	6	42
8/1/2021	Calhoun	121	11	132
8/1/2021	Cass	18	2	20
8/1/2021	Charlevoix	26	1	27
8/1/2021	Cheboygan	10	0	10
8/1/2021	Chippewa	20	0	20
8/1/2021	Clare	27	4	31
8/1/2021	Clinton	46	2	48

8/1/2021	Correctional	47	0	47
8/1/2021	Crawford	19	4	23
8/1/2021	Delta	26	2	28
8/1/2021	Detroit City	613	38	651
8/1/2021	Dickinson	9	1	10
8/1/2021	Eaton	107	3	110
8/1/2021	Emmet	21	0	21
8/1/2021	Genesee	228	9	237
8/1/2021	Gladwin	18	0	18
8/1/2021	Gogebic	10	0	10
8/1/2021	Grand Traverse	73	4	77
8/1/2021	Gratiot	27	1	28
8/1/2021	Hillsdale	52	3	55
8/1/2021	Houghton	17	0	17
8/1/2021	Huron	15	4	19
8/1/2021	Ingham	326	19	345
8/1/2021	Ionia	44	3	47
8/1/2021	Iosco	26	5	31
8/1/2021	Iron	6	0	6
8/1/2021	Isabella	57	6	63
8/1/2021	Jackson	71	11	82
8/1/2021	Kalamazoo	141	17	158
8/1/2021	Kalkaska	7	2	9
8/1/2021	Kent	459	27	486
8/1/2021	Keweenaw	2	0	2
8/1/2021	Lake	16	1	17
8/1/2021	Lapeer	44	2	46
8/1/2021	Leelanau	16	0	16
8/1/2021	Lenawee	62	7	69
8/1/2021	Livingston	183	18	201
8/1/2021	Luce	1	0	1
8/1/2021	Mackinac	10	0	10
8/1/2021	Macomb	830	65	895
8/1/2021	Manistee	12	1	13
8/1/2021	Marquette	52	1	53
8/1/2021	Mason	27	0	27
8/1/2021	Mecosta	45	2	47
8/1/2021	Menominee	10	1	11
8/1/2021	Midland	57	4	61
8/1/2021	Missaukee	1	1	2
8/1/2021	Monroe	117	7	124
8/1/2021	Montcalm	41	1	42
8/1/2021	Montmorency	6	2	8
8/1/2021	Muskegon	131	3	134
8/1/2021	Newaygo	24	3	27
8/1/2021	Oakland	1631	93	1724
8/1/2021	Oceana	19	0	19
8/1/2021	Ogemaw	13	1	14
8/1/2021	Osceola	30	0	30
8/1/2021	Oscoda	4	0	4

8/1/2021	Otsego	22	0	22
8/1/2021	Ottawa	197	16	213
8/1/2021	Presque Isle	13	0	13
8/1/2021	Roscommon	15	0	15
8/1/2021	Saginaw	116	10	126
8/1/2021	Sanilac	36	0	36
8/1/2021	Schoolcraft	1	0	1
8/1/2021	Shiawassee	48	9	57
8/1/2021	St Clair	103	4	107
8/1/2021	St Joseph	27	4	31
7/31/2021	Alcona	11	0	11
7/31/2021	Alger	3	0	3
7/31/2021	Allegan	65	2	67
7/31/2021	Alpena	27	1	28
7/31/2021	Antrim	18	3	21
7/31/2021	Arenac	13	1	14
7/31/2021	Baraga	1	0	1
7/31/2021	Barry	36	2	38
7/31/2021	Bay	75	5	80
7/31/2021	Benzie	14	0	14
7/31/2021	Berrien	168	15	183
7/31/2021	Branch	38	6	44
7/31/2021	Calhoun	133	7	140
7/31/2021	Cass	40	6	46
7/31/2021	Charlevoix	12	2	14
7/31/2021	Cheboygan	12	2	14
7/31/2021	Chippewa	23	0	23
7/31/2021	Clare	25	0	25
7/31/2021	Clinton	41	1	42
7/31/2021	Correctional	88	3	91
7/31/2021	Crawford	10	0	10
7/31/2021	Delta	17	1	18
7/31/2021	Detroit City	701	42	743
7/31/2021	Dickinson	7	1	8
7/31/2021	Eaton	118	9	127
7/31/2021	Emmet	28	0	28
7/31/2021	Genesee	290	15	305
7/31/2021	Gladwin	22	0	22
7/31/2021	Gogebic	17	0	17
7/31/2021	Grand Traverse	97	3	100
7/31/2021	Gratiot	26	0	26
7/31/2021	Hillsdale	57	1	58
7/31/2021	Houghton	17	0	17
7/31/2021	Huron	8	4	12
7/31/2021	Ingham	373	33	406
7/31/2021	Ionia	69	5	74
7/31/2021	Iosco	33	9	42
7/31/2021	Iron	6	0	6
7/31/2021	Isabella	43	3	46
7/31/2021	Jackson	95	2	97

7/31/2021	Kalamazoo	322	29	351
7/31/2021	Kalkaska	19	1	20
7/31/2021	Kent	675	35	710
7/31/2021	Keweenaw	1	0	1
7/31/2021	Lake	7	0	7
7/31/2021	Lapeer	52	3	55
7/31/2021	Leelanau	18	0	18
7/31/2021	Lenawee	93	2	95
7/31/2021	Livingston	162	20	182
7/31/2021	Luce	2	0	2
7/31/2021	Mackinac	4	0	4
7/31/2021	Macomb	915	62	977
7/31/2021	Manistee	12	0	12
7/31/2021	Marquette	74	2	76
7/31/2021	Mason	30	1	31
7/31/2021	Mecosta	31	2	33
7/31/2021	Menominee	26	1	27
7/31/2021	Midland	80	3	83
7/31/2021	Missaukee	12	0	12
7/31/2021	Monroe	129	7	136
7/31/2021	Montcalm	64	4	68
7/31/2021	Montmorency	12	1	13
7/31/2021	Muskegon	179	12	191
7/31/2021	Newaygo	51	4	55
7/31/2021	Oakland	1554	97	1651
7/31/2021	Oceana	20	2	22
7/31/2021	Ogemaw	16	0	16
7/31/2021	Ontonagon	7	0	7
7/31/2021	Osceola	19	0	19
7/31/2021	Oscoda	7	0	7
7/31/2021	Otsego	16	1	17
7/31/2021	Ottawa	223	6	229
7/31/2021	Presque Isle	7	0	7
7/31/2021	Roscommon	30	1	31
7/31/2021	Saginaw	148	12	160
7/31/2021	Sanilac	39	1	40
7/31/2021	Schoolcraft	1	0	1
7/31/2021	Shiawassee	40	1	41
7/31/2021	St Clair	91	4	95
7/31/2021	St Joseph	38	4	42
7/30/2021	Alcona	5	0	5
7/30/2021	Alger	1	0	1
7/30/2021	Allegan	91	9	100
7/30/2021	Alpena	57	8	65
7/30/2021	Antrim	37	2	39
7/30/2021	Arenac	21	1	22
7/30/2021	Baraga	2	0	2
7/30/2021	Barry	51	9	60
7/30/2021	Bay	125	13	138
7/30/2021	Benzie	17	1	18

7/30/2021	Berrien	216	10	226
7/30/2021	Branch	57	17	74
7/30/2021	Calhoun	184	8	192
7/30/2021	Cass	45	10	55
7/30/2021	Charlevoix	42	2	44
7/30/2021	Cheboygan	17	0	17
7/30/2021	Chippewa	37	2	39
7/30/2021	Clare	19	2	21
7/30/2021	Clinton	58	2	60
7/30/2021	Correctional	134	4	138
7/30/2021	Crawford	13	0	13
7/30/2021	Delta	46	6	52
7/30/2021	Detroit City	1047	41	1088
7/30/2021	Dickinson	21	1	22
7/30/2021	Eaton	131	10	141
7/30/2021	Emmet	68	2	70
7/30/2021	Genesee	547	30	577
7/30/2021	Gladwin	21	2	23
7/30/2021	Gogebic	24	0	24
7/30/2021	Grand Traverse	202	18	220
7/30/2021	Gratiot	51	5	56
7/30/2021	Hillsdale	40	4	44
7/30/2021	Houghton	44	1	45
7/30/2021	Huron	28	6	34
7/30/2021	Ingham	446	35	481
7/30/2021	Ionia	72	12	84
7/30/2021	Iosco	33	10	43
7/30/2021	Iron	16	0	16
7/30/2021	Isabella	80	10	90
7/30/2021	Jackson	264	9	273
7/30/2021	Kalamazoo	292	13	305
7/30/2021	Kalkaska	28	6	34
7/30/2021	Kent	1136	64	1200
7/30/2021	Keweenaw	2	0	2
7/30/2021	Lake	9	0	9
7/30/2021	Lapeer	62	6	68
7/30/2021	Leelanau	28	0	28
7/30/2021	Lenawee	126	11	137
7/30/2021	Livingston	227	14	241
7/30/2021	Luce	6	0	6
7/30/2021	Mackinac	10	0	10
7/30/2021	Macomb	1023	80	1103
7/30/2021	Manistee	24	0	24
7/30/2021	Marquette	80	2	82
7/30/2021	Mason	46	4	50
7/30/2021	Mecosta	36	2	38
7/30/2021	Menominee	14	2	16
7/30/2021	Midland	84	4	88
7/30/2021	Missaukee	18	2	20
7/30/2021	Monroe	126	7	133

7/30/2021	Montcalm	54	4	58
7/30/2021	Montmorency	10	1	11
7/30/2021	Muskegon	204	26	230
7/30/2021	Newaygo	60	4	64
7/30/2021	Oakland	1889	121	2010
7/30/2021	Oceana	36	1	37
7/30/2021	Ogemaw	22	0	22
7/30/2021	Ontonagon	14	0	14
7/30/2021	Osceola	29	1	30
7/30/2021	Oscoda	6	2	8
7/30/2021	Otsego	48	0	48
7/30/2021	Ottawa	415	36	451
7/30/2021	Presque Isle	16	0	16
7/30/2021	Roscommon	20	0	20
7/30/2021	Saginaw	369	40	409
7/30/2021	Sanilac	21	1	22
7/30/2021	Schoolcraft	1	0	1
7/30/2021	Shiawassee	102	4	106
7/30/2021	St Clair	132	9	141
7/30/2021	St Joseph	44	1	45