



Western Michigan University
ScholarWorks at WMU

Cumulative Michigan COVID-19 Data

Michigan COVID-19 State Data

8-6-2021

2021-08-06_MichiganOverview_COVIDstats

Michigan Department of Health & Human Services

Follow this and additional works at: <https://scholarworks.wmich.edu/michigan-covid-data-state-cumulative>



Part of the Public Health Commons

WMU ScholarWorks Citation

Michigan Department of Health & Human Services, "2021-08-06_MichiganOverview_COVIDstats" (2021).
Cumulative Michigan COVID-19 Data. 435.

<https://scholarworks.wmich.edu/michigan-covid-data-state-cumulative/435>

This Website is brought to you for free and open access
by the Michigan COVID-19 State Data at ScholarWorks at
WMU. It has been accepted for inclusion in Cumulative
Michigan COVID-19 Data by an authorized administrator
of ScholarWorks at WMU. For more information, please
contact wmu-scholarworks@wmich.edu.



Coronavirus

MI SAFE START

CONTAIN COVID

RESOURCES

PRESS RELEASES

DONATE

VIDEO UPDATES

CORONAVIRUS / MICHIGAN DATA

Michigan Data

Hospitals

Long Term
Care Facilities

Coronavirus
Symptoms

Cumulative
Recovered

Outbreak
Reporting

School-Related
Outbreak
Reporting

Wastewater
Surveillance

Testing
Turnaround
Time

MIS-C Data
and Reporting

Data and
Modeling
Updates

COVID case and testing data will be posted three times a week on Mondays, Wednesdays and Fridays.

Note on cases (08/06/2021): Today's daily case count represents new referrals of confirmed cases to the MDSS since the last web update report. Over the three days (Wednesday, Thursday, and Friday), the average number of new confirmed cases is ~1,321 per day.

Note on deaths (08/06/2021): Regular reviews of death certificate data maintained in Vital Records reporting systems are conducted by MDHHS staff two times per week. As a part of this process, records that identify COVID-19 infection as a contributing factor to death are compared against all laboratory confirmed cases of COVID-19 in the Michigan Disease Surveillance System (MDSS). If a death certificate is matched to a confirmed COVID-19 case and that record in the MDSS does not indicate the individual died, the MDSS record is updated to indicate the death and the appropriate local health department is notified. These matched deaths are then included with mortality information posted to the Michigan Coronavirus website. As a result of the most recent assessment, today's data includes **3** additional deaths identified by this methodology.

The State of Michigan is working around the clock to test and treat COVID-19 patients. Below is the most recent data healthcare experts across the state have compiled. It is updated Tuesday & Friday. **Looking for COVID-19 Vaccine data?** [Click here.](#)

CURRENT STATUS

DAILY CASES

CUMULATIVE TRENDS

DEMOGRAPHICS

TOTAL TESTING

CONFIRMATORY TESTING

LEARN MORE

View Cases

View Deaths

View Table

Select Preparedness Region:

All

Select County:

All

This report is provisional and subject to change. City of Detroit and Wayne County are reported separately. MDHHS began tracking probable cases April 5, 2020. FCI indicates federal correctional institute. MDOC indicates Michigan Department of Corrections. Diagnostic tests, including nucleic acid amplification/real-time polymerase chain reaction (NAAT/RT-PCR) and rapid virus antigen detection tests, look for current infection. Serology (antibody) tests are used to look for the possibility of previous infection.

Source: Michigan Disease Surveillance System (MDSS) and Vital Records.

COVID-19 Cases by County

Confirmed cases include individuals with a positive NAAT/RT-PCR test for COVID-19. Probable cases include individuals with either a positive rapid antigen detection test OR COVID-19 symptoms and an epidemiologic link to a confirmed COVID-19 case, but no diagnostic test.

Cases by County

23-830

831-3246

3247-11462

11463-121410

121411+

Michigan

Friday, August 6, 2021

Current Totals

Laboratory Testing

Test Type	Tests Performed
Diagnostic	14,724,982
Serology	653,486
Total	15,378,468

Microsoft Power BI

< 1 of 7 >

https://www.michigan.gov/coronavirus/0,9753,7-406-98163_98173---,00.html

1/2

Cases by Hispanic/Latino Ethnicity

Hispanic/Latino Ethnicity	Percentage of Overall Cases by Ethnicity	Percentage of Deceased Cases by Ethnicity
Hispanic/Latino	5.36%	3.21%
Non-Hispanic Latino	70.45%	85.69%
Unknown	24.20%	11.10%

Totals may not add to 100% due to rounding

Cases by Arab Ethnicity

Arab Ethnicity	Percentage of Overall Cases by Ethnicity	Percentage of Deceased Cases by Ethnicity
Arab	2.83%	1.74%
Non-Arab	50.61%	54.12%
Unknown	46.56%	44.16%

Totals may not add to 100% due to rounding

PUBLIC USE DATASETS 08/06/2021

(Downloadable .xlsx files)

Cases and Deaths by County

Cases and Deaths by County by Date of Onset of Symptoms and Date of Death

Cases by Demographics Statewide

COVID-19 Tests by County

Diagnostic Tests by Result and County



MICHIGAN.GOV HOME
ADA
MICHIGAN NEWS
POLICIES

COPYRIGHT 2021 STATE OF MICHIGAN

Cumulative Total of Recovered COVID-19 Cases

Cumulative Total of Recovered COVID-19 Cases (as of 08/03/2021): **872,992**

During this response, MDHHS is reviewing vital records statistics to identify any laboratory confirmed COVID-19 cases who are 30 days out from their onset of illness to represent recovery status. As the pandemic continues to impact Michigan, this pool will expand to include more cases. Recovered is defined as the number of persons with a confirmed COVID-19 diagnosis who are alive 30 days post-onset (or referral date if onset is not available). The number of persons recovered on July 30, 2021 represents COVID-19 confirmed individuals with an onset date on or prior to June 30, 2021. If an individual dies from a COVID-related cause >30 days from onset/referral, they are removed from the number of persons recovered.

Source: Michigan Disease Surveillance System and Vital Records

[View Cases](#)[View Deaths](#)[View Table](#)

Select Preparedness Region:

All



Select County:

All



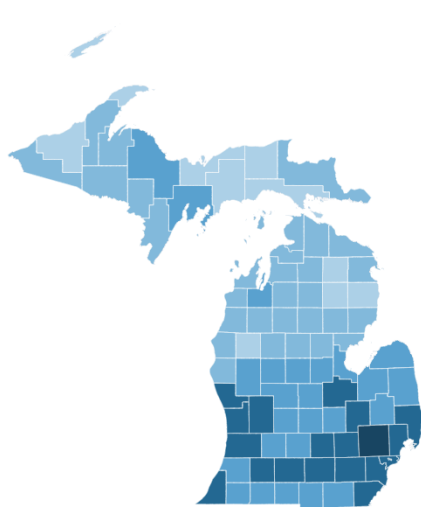
This report is provisional and subject to change. City of Detroit and Wayne County are reported separately. MDHHS began tracking probable cases April 5, 2020. FCI indicates federal correctional institute. MDOC indicates Michigan Department of Corrections. Diagnostic tests, including nucleic acid amplification/real-time polymerase chain reaction (NAAT/RT-PCR) and rapid virus antigen detection tests, look for current infection. Serology (antibody) tests are used to look for the possibility of previous infection.

Source: Michigan Disease Surveillance System (MDSS) and Vital Records.

COVID-19 Cases by County

Confirmed cases include individuals with a positive NAAT/RT-PCR test for COVID-19. Probable cases include individuals with either a positive rapid antigen detection test OR COVID-19 symptoms and an epidemiologic link to a confirmed COVID-19 case, but no diagnostic test.

Cases by County



Michigan

Friday, August 6, 2021

Michigan (Statewide) Case Fatality Rate

2.2%

Current Totals

Case Status	Cases	Deaths
Confirmed	910,500	19,951
Probable	108,101	1,270
Total	1,018,601	21,221

Laboratory Testing

Test Type	Tests Performed
Diagnostic	14,724,982
Serology	653,486
Total	15,378,468

[View Cases](#)[View Deaths](#)[View Table](#)

Select Preparedness Region:

All

Select County:

All

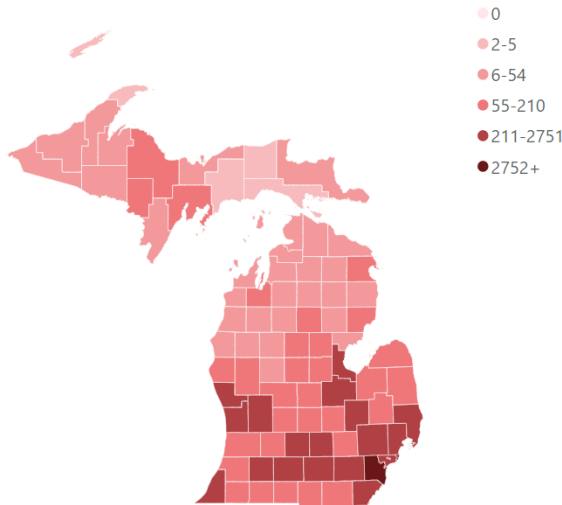
This report is provisional and subject to change. City of Detroit and Wayne County are reported separately. MDHHS began tracking probable cases April 5, 2020. FCI indicates federal correctional institute. MDOC indicates Michigan Department of Corrections. Diagnostic tests, including nucleic acid amplification/real-time polymerase chain reaction (NAAT/RT-PCR) and rapid virus antigen detection tests, look for current infection. Serology (antibody) tests are used to look for the possibility of previous infection.

Source: Michigan Disease Surveillance System (MDSS) and Vital Records.

COVID-19 Deaths by County

Confirmed deaths include individuals who had a confirmed COVID-19 infection AND are either classified as deceased during the case investigation, have COVID-19 indicated as a cause of death on their death certificate, or who die within 30 days of infection and their manner of death is listed as natural. Probable deaths include individuals who have COVID-19 indicated on their death certificate where there is no available evidence of a confirmatory test result (positive or negative).

Deaths by County



Michigan

Friday, August 6, 2021

Michigan (Statewide) Case Fatality Rate

2.2%

Current Totals

Case Status	Cases	Deaths
Confirmed	910,500	19,951
Probable	108,101	1,270
Total	1,018,601	21,221

Laboratory Testing

Test Type	Tests Performed
Diagnostic	14,724,982
Serology	653,486
Total	15,378,468

Cases

Deaths

View Table

Select Preparedness Region:

All



Select County:

All



Cases are shown by onset date or by lab specimen collection date if onset date was unavailable. Deaths are shown by date of death or date or last status update if date of death was unavailable. Tracking of probable cases and deaths did not begin until April 5, 2020, therefore only probable cases referred for investigation on or after April 5, 2020 are displayed (onset may have been prior).

Notes: FCI indicates federal correctional institute. MDOC indicates Michigan Department of Corrections.

Daily Cases by Status

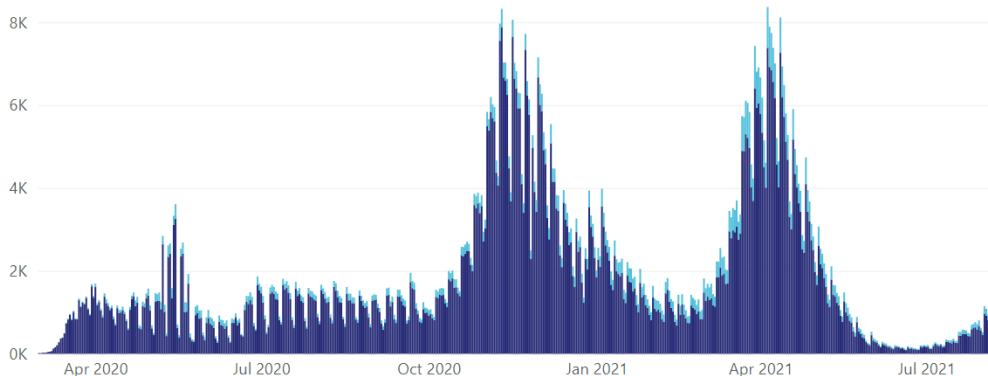
The number of daily confirmed cases represent the total number of people who had a positive NAAT/RT-PCR test for COVID-19. Cases are shown by the date of onset of symptoms.

Filter by Date:

3/1/2020

8/6/2021

Cases by Date of Onset

Case Status ● Confirmed ● Probable

Cases

Deaths

View Table

Select Preparedness Region:

All



Select County:

All



Cases are shown by onset date or by lab specimen collection date if onset date was unavailable. Deaths are shown by date of death or date of last status update if date of death was unavailable. Tracking of probable cases and deaths did not begin until April 5, 2020, therefore only probable cases referred for investigation on or after April 5, 2020 are displayed (onset may have been prior).

Notes: FCI indicates federal correctional institute, MDOC indicates Michigan Department of Corrections.

Daily Deaths by Status

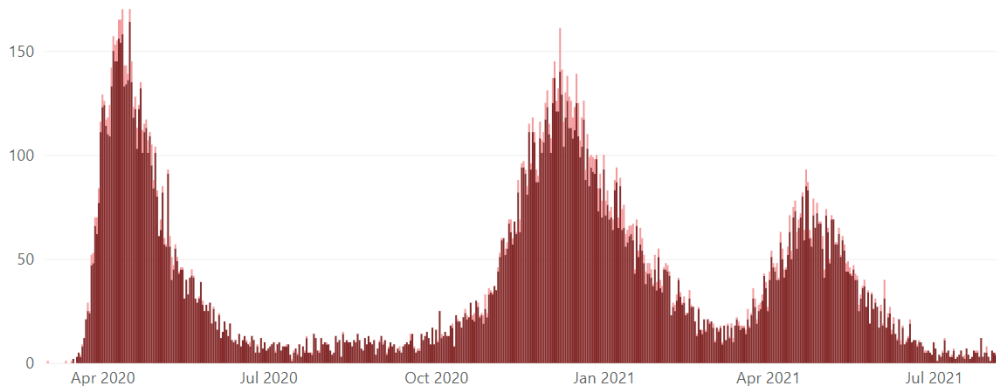
Confirmed deaths include individuals who had a confirmed COVID-19 infection and are classified as deceased by the case investigation, have COVID-19 indicated as a cause of death on their death certificate, or who die within 30 days of infection and their manner of death is listed as natural. Data are shown by the date of death.

Filter by Date:

3/1/2020

8/6/2021

Deaths by Date of Death

Case Status ● Confirmed ● Probable

View Table

View Chart

Select Preparedness Region:

All

Select County:

All

Cases are shown by onset date or by lab specimen collection date if onset date was unavailable. Deaths are shown by date of death or date of last status update if date of death was unavailable. Tracking of probable cases and deaths did not begin until April 5, 2020, therefore these data are not displayed by date.

Notes: FCI indicates federal correctional institute. MDOC indicates Michigan Department of Corrections.

Cumulative Confirmed Cases and Deaths among Confirmed Cases

Cumulative cases represent the total number of people who had a positive NAAT/RT-PCR test for COVID-19. Cases are shown by the date of onset of symptoms. Cumulative Deaths represent the total number of people who had a confirmed COVID-19 infection AND are either classified as deceased during the case investigation, have COVID-19 indicated as a cause of death on their death certificate, or who die within 30 days of onset and their manner of death is listed as natural. Deaths are shown by date of death.

Filter By Date:

3/1/2020

8/6/2021

Cumulative Confirmed Cases and Deaths among Confirmed Cases by Date

● Confirmed Cases ● Deaths

1.0M

0.8M

0.6M

0.4M

0.2M

0.0M

Apr 2020

Jul 2020

Oct 2020

Jan 2021

Apr 2021

Jul 2021

Cases by Demographic Characteristics

Data are suppressed when the number of cases is five or below to protect the confidentiality of individuals. The sum of the cases for individual categories may be fewer than the total number of cases due to data suppression. Rates are not calculated for multiple races, other, and unknown race categories due to the unavailability of an appropriate denominator.

Cases

Deaths

Select case status:

- ☒ Confirmed
☐ Probable

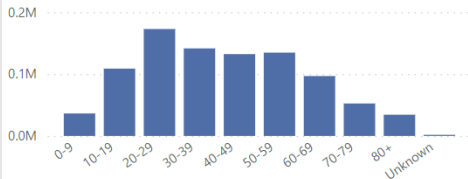
Select Preparedness Region:

All

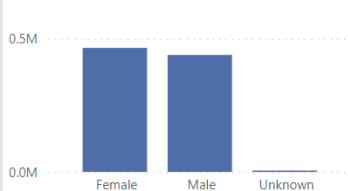
Select county:

All

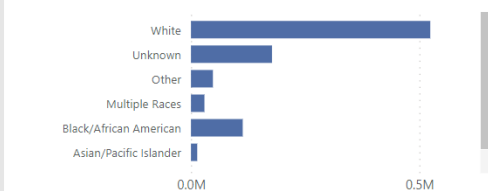
Cases by Age Group



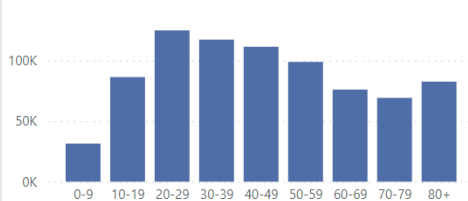
Cases by Sex



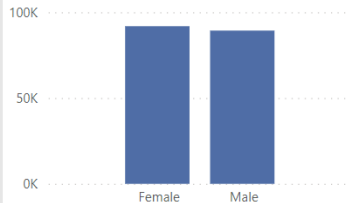
Cases by Race



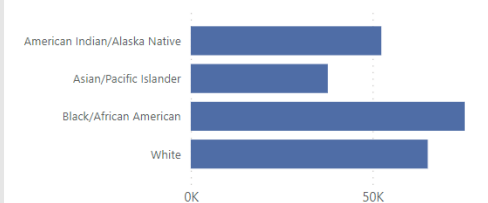
Cases per Million by Age Group



Cases per Million by Sex



Cases per Million by Race



Cases by Demographic Characteristics

Data are suppressed when the number of cases is five or below to protect the confidentiality of individuals. The sum of the cases for individual categories may be fewer than the total number of cases due to data suppression. Rates are not calculated for multiple races, other, and unknown race categories due to the unavailability of an appropriate denominator.

Cases

Deaths

Select case status:

- ☐ Confirmed
☒ Probable

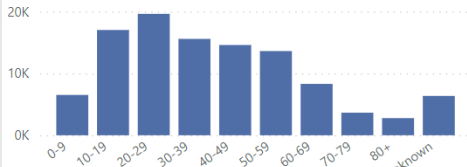
Select Preparedness Region:

All

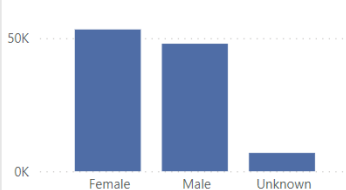
Select county:

All

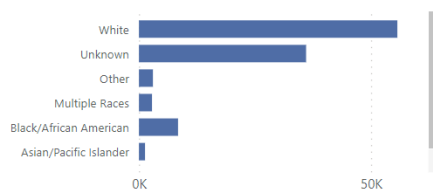
Cases by Age Group



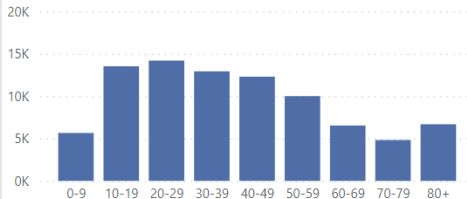
Cases by Sex



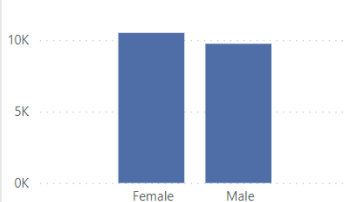
Cases by Race



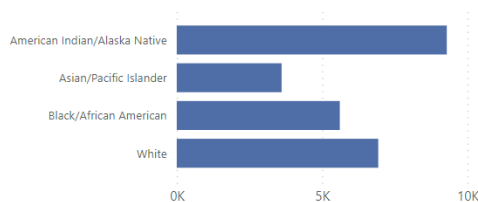
Cases per Million by Age Group



Cases per Million by Sex



Cases per Million by Race



Deaths by Demographic Characteristics

Data are suppressed when the number of deaths is five or below to protect the confidentiality of individuals. The sum of the deaths for individual categories may be fewer than the total number of deaths due to data suppression. Rates are not calculated for multiple races, other, and unknown race categories due to the unavailability of an appropriate denominator.

Cases

Deaths

Select case status:

- ☒ Confirmed
☐ Probable

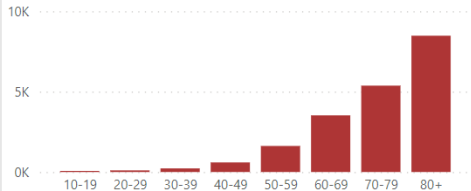
Select Preparedness Region:

All

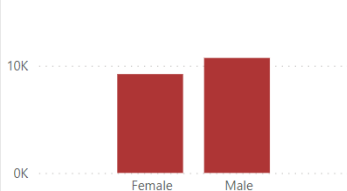
Select county:

All

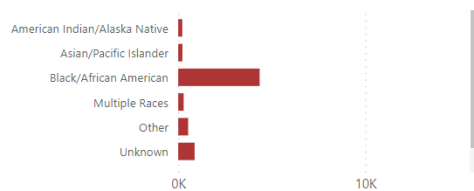
Deaths by Age Group



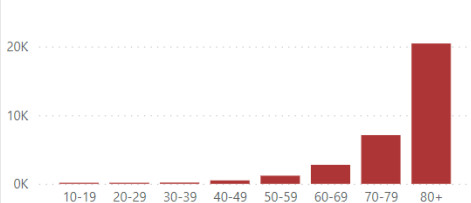
Deaths by Sex



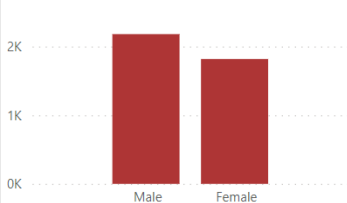
Deaths by Race



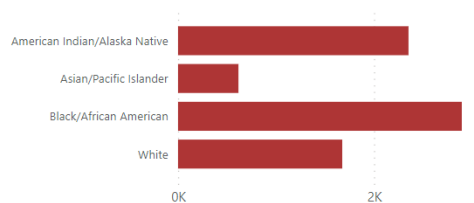
Deaths per Million by Age Group



Deaths per Million by Sex



Deaths per Million by Race



Deaths by Demographic Characteristics

Data are suppressed when the number of deaths is five or below to protect the confidentiality of individuals. The sum of the deaths for individual categories may be fewer than the total number of deaths due to data suppression. Rates are not calculated for multiple races, other, and unknown race categories due to the unavailability of an appropriate denominator.

Cases

Deaths

Select case status:

- ☐ Confirmed
☒ Probable

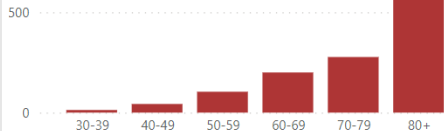
Select Preparedness Region:

All

Select county:

All

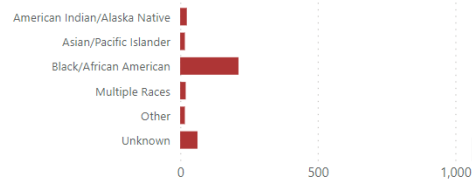
Deaths by Age Group



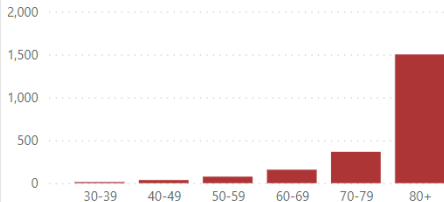
Deaths by Sex



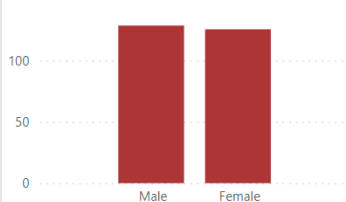
Deaths by Race



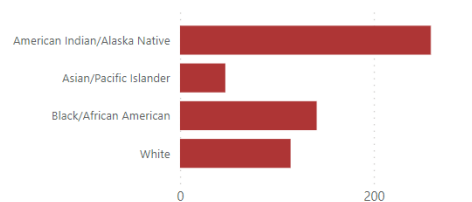
Deaths per Million by Age Group



Deaths per Million by Sex



Deaths per Million by Race



[View Table](#)[View Charts](#)

Select Preparedness Region:

All

Select County:

All

Confirmatory tests are used to find current infection and look for genes from the severe acute respiratory syndrome coronavirus 2 (SARS-CoV-2), the virus that causes COVID-19. These tests, which are performed as nasal swabs, include: Nucleic acid amplification test/real-time polymerase chain reaction (NAAT/RT-PCR) tests.

Serology tests are used to look for the possibility of previous infection. Serology tests look for antibodies to SARS-CoV-2 in the blood. There are currently two types of serology tests: the enzyme-linked immunosorbent assay (ELISA) test and the rapid antibody detection test. Serology tests do not diagnose disease and do not guarantee immunity, but might provide information about previous infection.

Total Covid-19 Laboratory Tests

Total testing includes both confirmatory tests which are used to determine if an individual currently has COVID-19 and serology testing which is used to determine if a person has antibodies to COVID-19.

Filter by Date:

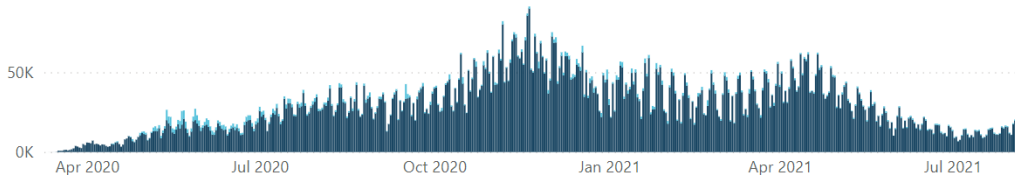
3/10/2020

8/5/2021

Total Laboratory Tests by Type and Date

Test Type ● Diagnostic ● Serology

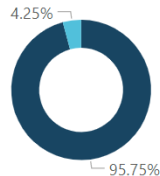
100K



Total Tests Completed to Date

Test Type	Count	Tests per Million Residents
Diagnostic	14,724,982	1,473,805
Serology	653,486	65,407
Total	15,378,468	1,539,212

Percent of Tests Completed by Type



Test Type

● Diagnostic

● Serology

View Table

View Charts

Select Preparedness Region

All



Select County

All



Confirmatory tests are used to find current infection and look for genes from the severe acute respiratory syndrome coronavirus 2 (SARS-CoV-2), the virus that causes COVID-19. These tests, which are performed as nasal swabs, include: Nucleic acid amplification test/real-time polymerase chain reaction (NAAT/RT-PCR) tests. Confirmatory tests do not include serology tests which look for antibodies to SARS-Cov-2 in the blood.

Confirmatory Covid-19 Laboratory Tests

Confirmatory tests are used to determine if an individual is currently infected with COVID-19.

Filter by Date

3/10/2020

8/5/2021

Total Laboratory Tests by Type and Date

Test Type ● Negative ● Positive

100K

50K

0K

Apr 2020

Jul 2020

Oct 2020

Jan 2021

Apr 2021

Jul 2021

Percent of Confirmatory Tests That Were Positive

Positivity
60%
40%
20%
0%

Apr 2020

Jul 2020

Oct 2020

Jan 2021

Apr 2021

Jul 2021

Where does the data come from?

The State of Michigan COVID-19 Dashboard displays the most recent provisional data reported to the Michigan Department of Health and Humans Services (MDHHS) about cases in Michigan by selected demographics and county of residence (City of Detroit and Wayne County are reported separately). Data are reported to MDHHS via the [Michigan Disease Surveillance System \(MDSS\)](#). Provisional Death data are provided by the MDHHS Division for [Vital Records & Health Statistics](#).

How does MDHHS classify confirmed and probable cases?

Confirmed cases only include individuals who have had a positive diagnostic laboratory test for COVID-19. Probable cases include individuals who have symptoms consistent with COVID-19 and an epidemiologic link to a confirmed case or a positive serology (antibody) test, but do not have a positive diagnostic laboratory test for COVID-19 and individuals with a positive serology (antibody) test for COVID-19 and an epidemiologic link to a confirmed case.

How does MDHHS classify confirmed and probable deaths?

Confirmed deaths include individuals who meet one or more of the following conditions: 1) Have been identified as a confirmed case and classified as deceased as a result of a case investigation in the Michigan Disease Surveillance System (MDSS). MDSS is the database used by state and local health department to monitor reportable diseases like COVID-19; 2) have been identified as a confirmed case in MDSS had have a death certificate with COVID-19 listed as a cause of death; 3) have been identified as a confirmed case in MDSS and die within 30 days of onset of COVID-19 infection and have a death certificate which classifies their manner death as 'natural'. Probable deaths include individuals who have COVID indicated as a cause of death on their death certificate but have not had a positive diagnostic laboratory test.

Why do the number of probable cases fluctuate?

The number of probable cases can change daily based on the investigation efforts of the health department. When a probable case is first reported, local and/or state health department staff investigate to determine if the person meets the case definition of probable. As additional information is gathered, the case could be re-classified to confirmed, remain as probable, or be determined as not a case.

Why do data in the demographics tab not sum to the total number of cases for a county or region?

Data are not shown whenever the number of cases for a particular demographic category is fewer than six to protect the confidentiality of individuals. Rates are not calculated for other, multiple, and unknown race because an appropriate population denominator is not available for these categories at the county level.

Where can I get more information about COVID-19?

Visit <https://www.michigan.gov/coronavirus> to find information on resources and assistance, answers to frequently asked questions, and the latest updates on Michigan's response to COVID-19. For COVID-19 updates from CDC visit <https://www.cdc.gov/coronavirus/2019-ncov>.

PUBLIC USE DATASETS

Cases and Deaths by County

README

Includes total cases and deaths to date by case status (confirmed or probable) and county. County is based on the county of residence.

Confirmed cases only include individuals who have had a positive diagnostic laboratory test for COVID-19.

Probable cases include individuals who have symptoms consistent with COVID-19 and an epidemiologic link to a confirmed case or a positive serology (antibody) test, but do not have a positive diagnostic laboratory test for COVID-19 and individuals with a positive serology (antibody) test for COVID-19 and an epidemiologic link to a confirmed case.

Confirmed deaths include individuals who meet one or more of the following conditions: 1) Have been identified as a confirmed case and classified as deceased as a result of a case investigation in the Michigan Disease Surveillance System (MDSS). MDSS is the database used by state and local health department to monitor reportable diseases like COVID-19; 2) have been identified as a confirmed case in MDSS had have a death certificate with COVID-19 listed as a cause of death; 3) have been identified as a confirmed case in MDSS and die within 30 days of onset of COVID-19 infection and have a death certificate which classifies their manner death as 'natural'.

Probable deaths include individuals who have COVID indicated as a cause of death on their death certificate but have not had a positive diagnostic laboratory test.

The number of probable cases can change daily based on information obtained through the health department investigation. Probable cases can be re-classified as a confirmed case or determined to not be a case.

CASES AND DEATHS BY COUNTY 2021-08-06

Updated	COUNTY	ConfirmedCases	ConfirmedDeaths	ProbableCases	ProbableDeaths
2021/08/06 13:19:11	Alcona	617	28	134	5
2021/08/06 13:19:11	Alger	323	3	196	4
2021/08/06 13:19:11	Allegan	10284	139	1179	24
2021/08/06 13:19:11	Alpena	1886	64	494	2
2021/08/06 13:19:11	Antrim	1324	25	337	6
2021/08/06 13:19:11	Arenac	1116	29	119	0
2021/08/06 13:19:11	Baraga	701	39	130	0
2021/08/06 13:19:11	Barry	5476	65	604	5
2021/08/06 13:19:11	Bay	10713	341	680	14
2021/08/06 13:19:11	Benzie	1077	35	222	1
2021/08/06 13:19:11	Berrien	14153	280	1606	20
2021/08/06 13:19:11	Branch	4770	93	424	4
2021/08/06 13:19:11	Calhoun	12681	302	2215	18
2021/08/06 13:19:11	Cass	4899	72	722	6
2021/08/06 13:19:11	Charlevoix	1384	22	382	0
2021/08/06 13:19:11	Cheboygan	1609	46	349	1
2021/08/06 13:19:11	Chippewa	1135	29	1436	6
2021/08/06 13:19:11	Clare	2088	85	431	1
2021/08/06 13:19:11	Clinton	6111	87	1663	7
2021/08/06 13:19:11	Crawford	933	14	74	0
2021/08/06 13:19:11	Delta	3409	76	725	19
2021/08/06 13:19:11	Dickinson	2440	59	351	15
2021/08/06 13:19:11	Eaton	9000	201	1313	10
2021/08/06 13:19:11	Emmet	1958	42	469	1
2021/08/06 13:19:11	Genesee	34007	915	8338	67
2021/08/06 13:19:11	Gladwin	1943	57	388	4
2021/08/06 13:19:11	Gogebic	1101	24	369	29
2021/08/06 13:19:11	Grand Traverse	5798	86	859	14
2021/08/06 13:19:11	Gratiot	3273	117	848	4
2021/08/06 13:19:11	Hillsdale	4125	92	364	3
2021/08/06 13:19:11	Houghton	2559	35	609	8
2021/08/06 13:19:11	Huron	3111	76	1041	7
2021/08/06 13:19:11	Ingham	23150	387	2293	9
2021/08/06 13:19:11	Ionia	6355	77	91	3
2021/08/06 13:19:11	Iosco	1848	70	199	5
2021/08/06 13:19:11	Iron	1006	43	73	10
2021/08/06 13:19:11	Isabella	5462	96	959	5
2021/08/06 13:19:11	Jackson	15086	288	1161	7
2021/08/06 13:19:11	Kalamazoo	20812	366	2931	40
2021/08/06 13:19:11	Kalkaska	1102	29	81	0
2021/08/06 13:19:11	Kent	69661	804	5169	67
2021/08/06 13:19:11	Keweenaw	142	1	32	1
2021/08/06 13:19:11	Lake	606	16	45	1
2021/08/06 13:19:11	Lapeer	7930	204	1416	2

2021/08/06 13:19:11	Leelanau	1053	19	225	1
2021/08/06 13:19:11	Lenawee	8814	167	737	5
2021/08/06 13:19:11	Livingston	15118	181	2023	13
2021/08/06 13:19:11	Luce	231	4	256	1
2021/08/06 13:19:11	Mackinac	465	3	256	0
2021/08/06 13:19:11	Macomb	93395	2382	8515	129
2021/08/06 13:19:11	Manistee	1142	20	94	4
2021/08/06 13:19:11	Marquette	4283	64	840	1
2021/08/06 13:19:11	Mason	2071	36	131	1
2021/08/06 13:19:11	Mecosta	3069	37	179	1
2021/08/06 13:19:11	Menominee	1823	41	344	2
2021/08/06 13:19:11	Midland	6984	93	719	3
2021/08/06 13:19:11	Missaukee	1283	19	246	8
2021/08/06 13:19:11	Monroe	13004	244	2712	23
2021/08/06 13:19:11	Montcalm	5548	113	581	2
2021/08/06 13:19:11	Montmorency	538	19	99	1
2021/08/06 13:19:11	Muskegon	16069	365	578	10
2021/08/06 13:19:11	Newaygo	4619	67	346	2
2021/08/06 13:19:11	Oakland	104480	2339	16931	138
2021/08/06 13:19:11	Oceana	2657	58	150	2
2021/08/06 13:19:11	Ogemaw	1517	42	275	1
2021/08/06 13:19:11	Ontonagon	425	21	62	1
2021/08/06 13:19:11	Osceola	1714	31	265	0
2021/08/06 13:19:11	Oscoda	589	29	107	2
2021/08/06 13:19:11	Otsego	1936	36	431	5
2021/08/06 13:19:11	Ottawa	30928	394	2462	50
2021/08/06 13:19:11	Presque Isle	903	33	167	1
2021/08/06 13:19:11	Roscommon	1635	53	285	2
2021/08/06 13:19:11	Saginaw	20433	612	1406	21
2021/08/06 13:19:11	Sanilac	3758	118	529	8
2021/08/06 13:19:11	Schoolcraft	356	4	85	1
2021/08/06 13:19:11	Shiawassee	5838	108	742	2
2021/08/06 13:19:11	St Clair	15546	432	3142	22
2021/08/06 13:19:11	St Joseph	5660	98	713	6
2021/08/06 13:19:11	Tuscola	4955	164	806	12
2021/08/06 13:19:11	Van Buren	6834	124	508	13
2021/08/06 13:19:11	Washtenaw	24577	298	2483	7
2021/08/06 13:19:11	Wayne	104197	2591	8675	161
2021/08/06 13:19:11	Wexford	2580	44	351	4
2021/08/06 13:19:11	MDOC	25939	152	843	3
2021/08/06 13:19:11	FCI	315	5	5	0
2021/08/06 13:19:11	Out-of-State	1615	12	135	2
2021/08/06 13:19:11	Unknown	5	0	18	0
2021/08/06 13:19:11	Detroit City	52435	2320	4123	144

PUBLIC USE DATASETS

Cases by Demographics Statewide

README

Includes the total number of confirmed and probable cases and confirmed and probable deaths to date by demographic characteristics

Confirmed cases only include individuals who have had a positive diagnostic laboratory test for COVID-19.

Probable cases include individuals who have symptoms consistent with COVID-19 and an epidemiologic link to a confirmed case or a positive serology (antibody) test, but do not have a positive diagnostic laboratory test for COVID-19 and individuals with a positive serology (antibody) test for COVID-19 and an epidemiologic link to a confirmed case.

Confirmed deaths include individuals who meet one or more of the following conditions: 1) Have been identified as a confirmed case and classified as deceased as a result of a case investigation in the Michigan Disease Surveillance System (MDSS). MDSS is the database used by state and local health department to monitor reportable diseases like COVID-19; 2) have been identified as a confirmed case in MDSS had have a death certificate with COVID-19 listed as a cause of death; 3) have been identified as a confirmed case in MDSS and die within 30 days of onset of COVID-19 infection and have a death certificate which classifies their manner death as 'natural'.

Probable deaths include individuals who have COVID indicated as a cause of death on their death certificate but have not had a positive diagnostic laboratory test.

The number of probable cases can change daily based on information obtained through the health department investigation. Probable cases can be re-classified as a confirmed case or determined to not be a case.

Data is suppressed when the number of cases or deaths in a single category is between one and five to protect the confidentiality of individuals.

CASES BY DEMOGRAPHICS STATEWIDE 2021-08-06

CASE_STATUS	AgeCat	RaceCat	SEX	Cases	Deaths
Confirmed	0-9	American Indian/Alaska Native	Female	144	0
Confirmed	10-19	American Indian/Alaska Native	Female	349	0
Confirmed	20-29	American Indian/Alaska Native	Female	519	0
Confirmed	30-39	American Indian/Alaska Native	Female	401	Suppressed
Confirmed	40-49	American Indian/Alaska Native	Female	366	Suppressed
Confirmed	50-59	American Indian/Alaska Native	Female	352	11
Confirmed	60-69	American Indian/Alaska Native	Female	233	20
Confirmed	70-79	American Indian/Alaska Native	Female	120	25
Confirmed	80+	American Indian/Alaska Native	Female	69	33
Confirmed	Unknown	American Indian/Alaska Native	Female	Suppressed	0
Confirmed	0-9	Asian/Pacific Islander	Female	281	0
Confirmed	10-19	Asian/Pacific Islander	Female	830	0
Confirmed	20-29	Asian/Pacific Islander	Female	1499	0
Confirmed	30-39	Asian/Pacific Islander	Female	1322	Suppressed
Confirmed	40-49	Asian/Pacific Islander	Female	1121	Suppressed
Confirmed	50-59	Asian/Pacific Islander	Female	914	7
Confirmed	60-69	Asian/Pacific Islander	Female	484	12
Confirmed	70-79	Asian/Pacific Islander	Female	245	29
Confirmed	80+	Asian/Pacific Islander	Female	147	36
Confirmed	Unknown	Asian/Pacific Islander	Female	0	0
Confirmed	0-9	Black/African American	Female	2692	Suppressed
Confirmed	10-19	Black/African American	Female	5740	Suppressed
Confirmed	20-29	Black/African American	Female	12052	19
Confirmed	30-39	Black/African American	Female	10658	33
Confirmed	40-49	Black/African American	Female	8559	86
Confirmed	50-59	Black/African American	Female	7219	224
Confirmed	60-69	Black/African American	Female	5663	456
Confirmed	70-79	Black/African American	Female	3134	561
Confirmed	80+	Black/African American	Female	2022	690
Confirmed	Unknown	Black/African American	Female	22	0
Confirmed	0-9	Multiple Races	Female	800	0
Confirmed	10-19	Multiple Races	Female	2319	Suppressed
Confirmed	20-29	Multiple Races	Female	3018	0
Confirmed	30-39	Multiple Races	Female	2201	0
Confirmed	40-49	Multiple Races	Female	2177	Suppressed
Confirmed	50-59	Multiple Races	Female	2210	9
Confirmed	60-69	Multiple Races	Female	1596	20
Confirmed	70-79	Multiple Races	Female	874	33
Confirmed	80+	Multiple Races	Female	548	67
Confirmed	Unknown	Multiple Races	Female	13	0
Confirmed	0-9	Other	Female	1357	Suppressed
Confirmed	10-19	Other	Female	3288	Suppressed
Confirmed	20-29	Other	Female	5161	0
Confirmed	30-39	Other	Female	4020	Suppressed
Confirmed	40-49	Other	Female	3661	9
Confirmed	50-59	Other	Female	2848	21
Confirmed	60-69	Other	Female	1727	51

Confirmed	70-79	Other	Female	847	51
Confirmed	80+	Other	Female	570	88
Confirmed	Unknown	Other	Female	11	0
Confirmed	0-9	Unknown	Female	2723	0
Confirmed	10-19	Unknown	Female	9772	0
Confirmed	20-29	Unknown	Female	17624	Suppressed
Confirmed	30-39	Unknown	Female	14320	Suppressed
Confirmed	40-49	Unknown	Female	14293	16
Confirmed	50-59	Unknown	Female	14602	22
Confirmed	60-69	Unknown	Female	8472	57
Confirmed	70-79	Unknown	Female	3722	97
Confirmed	80+	Unknown	Female	2548	234
Confirmed	Unknown	Unknown	Female	123	0
Confirmed	0-9	White	Female	9467	0
Confirmed	10-19	White	Female	33334	Suppressed
Confirmed	20-29	White	Female	49888	22
Confirmed	30-39	White	Female	39382	40
Confirmed	40-49	White	Female	37428	107
Confirmed	50-59	White	Female	39053	327
Confirmed	60-69	White	Female	29885	775
Confirmed	70-79	White	Female	17894	1429
Confirmed	80+	White	Female	14817	3462
Confirmed	Unknown	White	Female	121	0
Confirmed	0-9	American Indian/Alaska Native	Male	139	0
Confirmed	10-19	American Indian/Alaska Native	Male	353	0
Confirmed	20-29	American Indian/Alaska Native	Male	425	Suppressed
Confirmed	30-39	American Indian/Alaska Native	Male	352	Suppressed
Confirmed	40-49	American Indian/Alaska Native	Male	341	Suppressed
Confirmed	50-59	American Indian/Alaska Native	Male	279	11
Confirmed	60-69	American Indian/Alaska Native	Male	242	51
Confirmed	70-79	American Indian/Alaska Native	Male	110	31
Confirmed	80+	American Indian/Alaska Native	Male	50	22
Confirmed	Unknown	American Indian/Alaska Native	Male	0	0
Confirmed	0-9	Asian/Pacific Islander	Male	345	0
Confirmed	10-19	Asian/Pacific Islander	Male	851	0
Confirmed	20-29	Asian/Pacific Islander	Male	1697	Suppressed
Confirmed	30-39	Asian/Pacific Islander	Male	1283	Suppressed
Confirmed	40-49	Asian/Pacific Islander	Male	975	7
Confirmed	50-59	Asian/Pacific Islander	Male	851	7
Confirmed	60-69	Asian/Pacific Islander	Male	500	32
Confirmed	70-79	Asian/Pacific Islander	Male	220	47
Confirmed	80+	Asian/Pacific Islander	Male	111	35
Confirmed	Unknown	Asian/Pacific Islander	Male	Suppressed	0
Confirmed	0-9	Black/African American	Male	2733	0
Confirmed	10-19	Black/African American	Male	5138	Suppressed
Confirmed	20-29	Black/African American	Male	10764	21
Confirmed	30-39	Black/African American	Male	10200	55
Confirmed	40-49	Black/African American	Male	8717	135
Confirmed	50-59	Black/African American	Male	7863	331
Confirmed	60-69	Black/African American	Male	5598	582

Confirmed	70-79	Black/African American	Male	2805	681
Confirmed	80+	Black/African American	Male	1156	468
Confirmed	Unknown	Black/African American	Male	9	0
Confirmed	0-9	Multiple Races	Male	863	Suppressed
Confirmed	10-19	Multiple Races	Male	2239	0
Confirmed	20-29	Multiple Races	Male	2565	Suppressed
Confirmed	30-39	Multiple Races	Male	1797	Suppressed
Confirmed	40-49	Multiple Races	Male	1752	7
Confirmed	50-59	Multiple Races	Male	1748	13
Confirmed	60-69	Multiple Races	Male	1489	39
Confirmed	70-79	Multiple Races	Male	789	42
Confirmed	80+	Multiple Races	Male	333	52
Confirmed	Unknown	Multiple Races	Male	9	0
Confirmed	0-9	Other	Male	1419	Suppressed
Confirmed	10-19	Other	Male	3304	0
Confirmed	20-29	Other	Male	5249	Suppressed
Confirmed	30-39	Other	Male	4135	7
Confirmed	40-49	Other	Male	3921	24
Confirmed	50-59	Other	Male	3224	40
Confirmed	60-69	Other	Male	1838	83
Confirmed	70-79	Other	Male	791	78
Confirmed	80+	Other	Male	333	71
Confirmed	Unknown	Other	Male	8	0
Confirmed	0-9	Unknown	Male	2894	0
Confirmed	10-19	Unknown	Male	9243	0
Confirmed	20-29	Unknown	Male	18170	Suppressed
Confirmed	30-39	Unknown	Male	14954	14
Confirmed	40-49	Unknown	Male	13715	22
Confirmed	50-59	Unknown	Male	14463	47
Confirmed	60-69	Unknown	Male	8284	87
Confirmed	70-79	Unknown	Male	3104	122
Confirmed	80+	Unknown	Male	1420	149
Confirmed	Unknown	Unknown	Male	144	0
Confirmed	0-9	White	Male	10265	0
Confirmed	10-19	White	Male	31428	Suppressed
Confirmed	20-29	White	Male	43093	32
Confirmed	30-39	White	Male	35600	56
Confirmed	40-49	White	Male	34375	168
Confirmed	50-59	White	Male	38280	552
Confirmed	60-69	White	Male	30347	1261
Confirmed	70-79	White	Male	17594	2147
Confirmed	80+	White	Male	10060	3074
Confirmed	Unknown	White	Male	98	0
Confirmed	0-9	American Indian/Alaska Native	Unknown	Suppressed	0
Confirmed	10-19	American Indian/Alaska Native	Unknown	Suppressed	0
Confirmed	20-29	American Indian/Alaska Native	Unknown	Suppressed	0
Confirmed	30-39	American Indian/Alaska Native	Unknown	Suppressed	0
Confirmed	40-49	American Indian/Alaska Native	Unknown	0	0
Confirmed	50-59	American Indian/Alaska Native	Unknown	Suppressed	0
Confirmed	60-69	American Indian/Alaska Native	Unknown	0	0

Confirmed	70-79	American Indian/Alaska Native	Unknown	Suppressed	0
Confirmed	80+	American Indian/Alaska Native	Unknown	0	0
Confirmed	Unknown	American Indian/Alaska Native	Unknown	0	0
Confirmed	0-9	Asian/Pacific Islander	Unknown	0	0
Confirmed	10-19	Asian/Pacific Islander	Unknown	7	0
Confirmed	20-29	Asian/Pacific Islander	Unknown	8	0
Confirmed	30-39	Asian/Pacific Islander	Unknown	Suppressed	0
Confirmed	40-49	Asian/Pacific Islander	Unknown	Suppressed	0
Confirmed	50-59	Asian/Pacific Islander	Unknown	Suppressed	0
Confirmed	60-69	Asian/Pacific Islander	Unknown	Suppressed	0
Confirmed	70-79	Asian/Pacific Islander	Unknown	0	0
Confirmed	80+	Asian/Pacific Islander	Unknown	0	0
Confirmed	Unknown	Asian/Pacific Islander	Unknown	0	0
Confirmed	0-9	Black/African American	Unknown	6	0
Confirmed	10-19	Black/African American	Unknown	24	0
Confirmed	20-29	Black/African American	Unknown	122	0
Confirmed	30-39	Black/African American	Unknown	114	0
Confirmed	40-49	Black/African American	Unknown	119	0
Confirmed	50-59	Black/African American	Unknown	95	0
Confirmed	60-69	Black/African American	Unknown	43	0
Confirmed	70-79	Black/African American	Unknown	11	0
Confirmed	80+	Black/African American	Unknown	Suppressed	0
Confirmed	Unknown	Black/African American	Unknown	Suppressed	0
Confirmed	0-9	Multiple Races	Unknown	8	0
Confirmed	10-19	Multiple Races	Unknown	18	0
Confirmed	20-29	Multiple Races	Unknown	24	0
Confirmed	30-39	Multiple Races	Unknown	17	0
Confirmed	40-49	Multiple Races	Unknown	19	0
Confirmed	50-59	Multiple Races	Unknown	12	0
Confirmed	60-69	Multiple Races	Unknown	16	0
Confirmed	70-79	Multiple Races	Unknown	6	0
Confirmed	80+	Multiple Races	Unknown	Suppressed	0
Confirmed	Unknown	Multiple Races	Unknown	Suppressed	0
Confirmed	0-9	Other	Unknown	22	0
Confirmed	10-19	Other	Unknown	31	0
Confirmed	20-29	Other	Unknown	61	0
Confirmed	30-39	Other	Unknown	47	0
Confirmed	40-49	Other	Unknown	70	0
Confirmed	50-59	Other	Unknown	38	0
Confirmed	60-69	Other	Unknown	19	0
Confirmed	70-79	Other	Unknown	Suppressed	0
Confirmed	80+	Other	Unknown	10	0
Confirmed	Unknown	Other	Unknown	Suppressed	0
Confirmed	0-9	Unknown	Unknown	123	0
Confirmed	10-19	Unknown	Unknown	355	0
Confirmed	20-29	Unknown	Unknown	613	0
Confirmed	30-39	Unknown	Unknown	427	0
Confirmed	40-49	Unknown	Unknown	432	0
Confirmed	50-59	Unknown	Unknown	403	0
Confirmed	60-69	Unknown	Unknown	208	0

Confirmed	70-79	Unknown	Unknown	92	0
Confirmed	80+	Unknown	Unknown	62	0
Confirmed	Unknown	Unknown	Unknown	69	0
Confirmed	0-9	White	Unknown	32	0
Confirmed	10-19	White	Unknown	180	0
Confirmed	20-29	White	Unknown	269	0
Confirmed	30-39	White	Unknown	241	0
Confirmed	40-49	White	Unknown	225	0
Confirmed	50-59	White	Unknown	206	0
Confirmed	60-69	White	Unknown	141	0
Confirmed	70-79	White	Unknown	66	Suppressed
Confirmed	80+	White	Unknown	24	0
Confirmed	Unknown	White	Unknown	Suppressed	0
Probable	0-9	American Indian/Alaska Native	Female	42	0
Probable	10-19	American Indian/Alaska Native	Female	78	0
Probable	20-29	American Indian/Alaska Native	Female	87	0
Probable	30-39	American Indian/Alaska Native	Female	72	0
Probable	40-49	American Indian/Alaska Native	Female	65	0
Probable	50-59	American Indian/Alaska Native	Female	38	0
Probable	60-69	American Indian/Alaska Native	Female	33	Suppressed
Probable	70-79	American Indian/Alaska Native	Female	12	Suppressed
Probable	80+	American Indian/Alaska Native	Female	8	6
Probable	Unknown	American Indian/Alaska Native	Female	Suppressed	0
Probable	0-9	Asian/Pacific Islander	Female	45	0
Probable	10-19	Asian/Pacific Islander	Female	92	0
Probable	20-29	Asian/Pacific Islander	Female	154	0
Probable	30-39	Asian/Pacific Islander	Female	121	0
Probable	40-49	Asian/Pacific Islander	Female	98	0
Probable	50-59	Asian/Pacific Islander	Female	79	0
Probable	60-69	Asian/Pacific Islander	Female	43	Suppressed
Probable	70-79	Asian/Pacific Islander	Female	17	Suppressed
Probable	80+	Asian/Pacific Islander	Female	7	0
Probable	Unknown	Asian/Pacific Islander	Female	6	0
Probable	0-9	Black/African American	Female	247	0
Probable	10-19	Black/African American	Female	572	0
Probable	20-29	Black/African American	Female	1058	0
Probable	30-39	Black/African American	Female	874	0
Probable	40-49	Black/African American	Female	690	6
Probable	50-59	Black/African American	Female	538	12
Probable	60-69	Black/African American	Female	337	22
Probable	70-79	Black/African American	Female	128	18
Probable	80+	Black/African American	Female	86	38
Probable	Unknown	Black/African American	Female	32	Suppressed
Probable	0-9	Multiple Races	Female	150	0
Probable	10-19	Multiple Races	Female	307	0
Probable	20-29	Multiple Races	Female	262	0
Probable	30-39	Multiple Races	Female	168	0
Probable	40-49	Multiple Races	Female	165	0
Probable	50-59	Multiple Races	Female	159	Suppressed
Probable	60-69	Multiple Races	Female	107	Suppressed

Probable	70-79	Multiple Races	Female	45	0
Probable	80+	Multiple Races	Female	33	7
Probable	Unknown	Multiple Races	Female	64	0
Probable	0-9	Other	Female	100	0
Probable	10-19	Other	Female	243	0
Probable	20-29	Other	Female	317	0
Probable	30-39	Other	Female	243	0
Probable	40-49	Other	Female	211	0
Probable	50-59	Other	Female	156	Suppressed
Probable	60-69	Other	Female	74	Suppressed
Probable	70-79	Other	Female	31	0
Probable	80+	Other	Female	13	Suppressed
Probable	Unknown	Other	Female	19	0
Probable	0-9	Unknown	Female	706	0
Probable	10-19	Unknown	Female	2100	0
Probable	20-29	Unknown	Female	2872	0
Probable	30-39	Unknown	Female	2148	0
Probable	40-49	Unknown	Female	2157	0
Probable	50-59	Unknown	Female	1975	Suppressed
Probable	60-69	Unknown	Female	1257	Suppressed
Probable	70-79	Unknown	Female	463	Suppressed
Probable	80+	Unknown	Female	285	20
Probable	Unknown	Unknown	Female	1665	0
Probable	0-9	White	Female	1740	0
Probable	10-19	White	Female	4762	Suppressed
Probable	20-29	White	Female	5225	Suppressed
Probable	30-39	White	Female	4185	Suppressed
Probable	40-49	White	Female	4035	8
Probable	50-59	White	Female	3831	32
Probable	60-69	White	Female	2399	42
Probable	70-79	White	Female	1197	84
Probable	80+	White	Female	1327	310
Probable	Unknown	White	Female	425	Suppressed
Probable	0-9	American Indian/Alaska Native	Male	40	0
Probable	10-19	American Indian/Alaska Native	Male	103	0
Probable	20-29	American Indian/Alaska Native	Male	82	0
Probable	30-39	American Indian/Alaska Native	Male	58	0
Probable	40-49	American Indian/Alaska Native	Male	47	Suppressed
Probable	50-59	American Indian/Alaska Native	Male	47	Suppressed
Probable	60-69	American Indian/Alaska Native	Male	25	Suppressed
Probable	70-79	American Indian/Alaska Native	Male	8	Suppressed
Probable	80+	American Indian/Alaska Native	Male	6	Suppressed
Probable	Unknown	American Indian/Alaska Native	Male	Suppressed	0
Probable	0-9	Asian/Pacific Islander	Male	53	0
Probable	10-19	Asian/Pacific Islander	Male	101	0
Probable	20-29	Asian/Pacific Islander	Male	163	0
Probable	30-39	Asian/Pacific Islander	Male	123	Suppressed
Probable	40-49	Asian/Pacific Islander	Male	86	0
Probable	50-59	Asian/Pacific Islander	Male	60	Suppressed
Probable	60-69	Asian/Pacific Islander	Male	27	Suppressed

Probable	70-79	Asian/Pacific Islander	Male	8	Suppressed
Probable	80+	Asian/Pacific Islander	Male	7	Suppressed
Probable	Unknown	Asian/Pacific Islander	Male	Suppressed	0
Probable	0-9	Black/African American	Male	280	0
Probable	10-19	Black/African American	Male	559	Suppressed
Probable	20-29	Black/African American	Male	790	Suppressed
Probable	30-39	Black/African American	Male	704	Suppressed
Probable	40-49	Black/African American	Male	546	10
Probable	50-59	Black/African American	Male	477	14
Probable	60-69	Black/African American	Male	280	31
Probable	70-79	Black/African American	Male	107	34
Probable	80+	Black/African American	Male	44	23
Probable	Unknown	Black/African American	Male	22	0
Probable	0-9	Multiple Races	Male	138	0
Probable	10-19	Multiple Races	Male	291	0
Probable	20-29	Multiple Races	Male	189	0
Probable	30-39	Multiple Races	Male	149	0
Probable	40-49	Multiple Races	Male	145	Suppressed
Probable	50-59	Multiple Races	Male	120	0
Probable	60-69	Multiple Races	Male	90	Suppressed
Probable	70-79	Multiple Races	Male	39	Suppressed
Probable	80+	Multiple Races	Male	17	7
Probable	Unknown	Multiple Races	Male	55	0
Probable	0-9	Other	Male	109	0
Probable	10-19	Other	Male	264	0
Probable	20-29	Other	Male	325	0
Probable	30-39	Other	Male	269	0
Probable	40-49	Other	Male	226	Suppressed
Probable	50-59	Other	Male	143	Suppressed
Probable	60-69	Other	Male	86	Suppressed
Probable	70-79	Other	Male	30	Suppressed
Probable	80+	Other	Male	9	Suppressed
Probable	Unknown	Other	Male	21	0
Probable	0-9	Unknown	Male	717	0
Probable	10-19	Unknown	Male	2127	Suppressed
Probable	20-29	Unknown	Male	2713	0
Probable	30-39	Unknown	Male	2115	Suppressed
Probable	40-49	Unknown	Male	1901	Suppressed
Probable	50-59	Unknown	Male	1890	Suppressed
Probable	60-69	Unknown	Male	1035	Suppressed
Probable	70-79	Unknown	Male	366	10
Probable	80+	Unknown	Male	167	12
Probable	Unknown	Unknown	Male	1430	0
Probable	0-9	White	Male	1858	0
Probable	10-19	White	Male	4718	Suppressed
Probable	20-29	White	Male	4485	Suppressed
Probable	30-39	White	Male	3602	7
Probable	40-49	White	Male	3446	13
Probable	50-59	White	Male	3480	31
Probable	60-69	White	Male	2184	76

Probable	70-79	White	Male	1051	116
Probable	80+	White	Male	716	190
Probable	Unknown	White	Male	360	0
Probable	0-9	American Indian/Alaska Native	Unknown	0	0
Probable	10-19	American Indian/Alaska Native	Unknown	0	0
Probable	20-29	American Indian/Alaska Native	Unknown	Suppressed	0
Probable	30-39	American Indian/Alaska Native	Unknown	0	0
Probable	40-49	American Indian/Alaska Native	Unknown	Suppressed	0
Probable	50-59	American Indian/Alaska Native	Unknown	Suppressed	0
Probable	60-69	American Indian/Alaska Native	Unknown	0	0
Probable	70-79	American Indian/Alaska Native	Unknown	Suppressed	0
Probable	80+	American Indian/Alaska Native	Unknown	0	0
Probable	Unknown	American Indian/Alaska Native	Unknown	Suppressed	0
Probable	0-9	Asian/Pacific Islander	Unknown	Suppressed	0
Probable	10-19	Asian/Pacific Islander	Unknown	Suppressed	0
Probable	20-29	Asian/Pacific Islander	Unknown	Suppressed	0
Probable	30-39	Asian/Pacific Islander	Unknown	Suppressed	0
Probable	40-49	Asian/Pacific Islander	Unknown	Suppressed	0
Probable	50-59	Asian/Pacific Islander	Unknown	Suppressed	0
Probable	60-69	Asian/Pacific Islander	Unknown	0	0
Probable	70-79	Asian/Pacific Islander	Unknown	0	0
Probable	80+	Asian/Pacific Islander	Unknown	0	0
Probable	Unknown	Asian/Pacific Islander	Unknown	Suppressed	0
Probable	0-9	Black/African American	Unknown	7	0
Probable	10-19	Black/African American	Unknown	9	0
Probable	20-29	Black/African American	Unknown	11	0
Probable	30-39	Black/African American	Unknown	Suppressed	0
Probable	40-49	Black/African American	Unknown	8	0
Probable	50-59	Black/African American	Unknown	6	0
Probable	60-69	Black/African American	Unknown	Suppressed	0
Probable	70-79	Black/African American	Unknown	Suppressed	0
Probable	80+	Black/African American	Unknown	0	0
Probable	Unknown	Black/African American	Unknown	6	0
Probable	0-9	Multiple Races	Unknown	11	0
Probable	10-19	Multiple Races	Unknown	23	0
Probable	20-29	Multiple Races	Unknown	20	0
Probable	30-39	Multiple Races	Unknown	19	0
Probable	40-49	Multiple Races	Unknown	16	0
Probable	50-59	Multiple Races	Unknown	10	0
Probable	60-69	Multiple Races	Unknown	Suppressed	0
Probable	70-79	Multiple Races	Unknown	Suppressed	0
Probable	80+	Multiple Races	Unknown	0	0
Probable	Unknown	Multiple Races	Unknown	18	0
Probable	0-9	Other	Unknown	10	0
Probable	10-19	Other	Unknown	27	0
Probable	20-29	Other	Unknown	14	0
Probable	30-39	Other	Unknown	26	0
Probable	40-49	Other	Unknown	17	0
Probable	50-59	Other	Unknown	9	0
Probable	60-69	Other	Unknown	9	0

Probable	70-79	Other	Unknown	Suppressed	0
Probable	80+	Other	Unknown	0	0
Probable	Unknown	Other	Unknown	9	0
Probable	0-9	Unknown	Unknown	211	0
Probable	10-19	Unknown	Unknown	520	0
Probable	20-29	Unknown	Unknown	776	0
Probable	30-39	Unknown	Unknown	627	0
Probable	40-49	Unknown	Unknown	656	0
Probable	50-59	Unknown	Unknown	522	0
Probable	60-69	Unknown	Unknown	288	0
Probable	70-79	Unknown	Unknown	114	0
Probable	80+	Unknown	Unknown	40	0
Probable	Unknown	Unknown	Unknown	2165	0
Probable	0-9	White	Unknown	55	0
Probable	10-19	White	Unknown	132	0
Probable	20-29	White	Unknown	89	0
Probable	30-39	White	Unknown	77	0
Probable	40-49	White	Unknown	81	0
Probable	50-59	White	Unknown	77	0
Probable	60-69	White	Unknown	33	0
Probable	70-79	White	Unknown	31	0
Probable	80+	White	Unknown	9	0
Probable	Unknown	White	Unknown	60	0

PUBLIC USE DATASETS

COVID-19 Tests by County

README

Data includes tests by type (diagnostic, serology or total combined) by county.

Diagnostic tests are used to find current infection and look for genes or proteins from the severe acute respiratory syndrome coronavirus 2 (SARS-CoV-2), the virus that causes COVID-19. These tests, which are performed as nasal swabs, include: Nucleic acid amplification test/real-time polymerase chain reaction (NAAT/RT-PCR) test and rapid virus antigen detection point of care (POC) tests.

Serology tests are used to look for the possibility of previous infection. Serology tests look for antibodies to SARS-CoV-2 in the blood. There are currently two types of serology tests: the enzyme-linked immunosorbent assay (ELISA) test and the rapid antibody detection POC test. Serology tests do not diagnose disease and do not guarantee immunity, but might provide information about previous infection.

Correctional includes state and federal prisons and county and city detection facilities.

Testing data represents total tests performed, not individuals tested. A single individual may have more than one test completed.

COVID-19 TESTS BY COUNTY 2021-08-06

Updated	COUNTY	TestType	Count	RatePerMillion
2021/08/06 13:19:29	Alcona	Diagnostic	8448	811917
2021/08/06 13:19:29	Alcona	Serology	195	18741
2021/08/06 13:19:29	Alcona	Total	8643	830658
2021/08/06 13:19:29	Alger	Diagnostic	9109	1000110
2021/08/06 13:19:29	Alger	Serology	402	44137
2021/08/06 13:19:29	Alger	Total	9511	1044247
2021/08/06 13:19:29	Allegan	Diagnostic	128718	1090082
2021/08/06 13:19:29	Allegan	Serology	3201	27109
2021/08/06 13:19:29	Allegan	Total	131919	1117191
2021/08/06 13:19:29	Alpena	Serology	825	29044
2021/08/06 13:19:29	Alpena	Diagnostic	25054	882028
2021/08/06 13:19:29	Alpena	Total	25879	911072
2021/08/06 13:19:29	Antrim	Diagnostic	24118	1034042
2021/08/06 13:19:29	Antrim	Serology	855	36658
2021/08/06 13:19:29	Antrim	Total	24973	1070700
2021/08/06 13:19:29	Arenac	Diagnostic	18657	1253578
2021/08/06 13:19:29	Arenac	Serology	533	35813
2021/08/06 13:19:29	Arenac	Total	19190	1289391
2021/08/06 13:19:29	Baraga	Diagnostic	9663	1177123
2021/08/06 13:19:29	Baraga	Serology	63	7675
2021/08/06 13:19:29	Baraga	Total	9726	1184797
2021/08/06 13:19:29	Barry	Serology	2084	33859
2021/08/06 13:19:29	Barry	Diagnostic	64888	1054232
2021/08/06 13:19:29	Barry	Total	66972	1088091
2021/08/06 13:19:29	Bay	Diagnostic	137173	1330150
2021/08/06 13:19:29	Bay	Serology	7508	72804
2021/08/06 13:19:29	Bay	Total	144681	1402954
2021/08/06 13:19:29	Benzie	Diagnostic	14123	794945
2021/08/06 13:19:29	Benzie	Serology	795	44748
2021/08/06 13:19:29	Benzie	Total	14918	839694
2021/08/06 13:19:29	Berrien	Diagnostic	257800	1680563
2021/08/06 13:19:29	Berrien	Serology	6434	41942
2021/08/06 13:19:29	Berrien	Total	264234	1722505
2021/08/06 13:19:29	Branch	Diagnostic	47962	1102144
2021/08/06 13:19:29	Branch	Serology	654	15029
2021/08/06 13:19:29	Branch	Total	48616	1117173
2021/08/06 13:19:29	Calhoun	Serology	1936	14431
2021/08/06 13:19:29	Calhoun	Diagnostic	217515	1621322
2021/08/06 13:19:29	Calhoun	Total	219451	1635753
2021/08/06 13:19:29	Cass	Diagnostic	43800	845772
2021/08/06 13:19:29	Cass	Serology	833	16085
2021/08/06 13:19:29	Cass	Total	44633	861857
2021/08/06 13:19:29	Charlevoix	Diagnostic	24937	953869
2021/08/06 13:19:29	Charlevoix	Serology	1165	44563
2021/08/06 13:19:29	Charlevoix	Total	26102	998432
2021/08/06 13:19:29	Cheboygan	Diagnostic	18527	732988
2021/08/06 13:19:29	Cheboygan	Serology	669	26468

2021/08/06 13:19:29	Cheboygan	Total	19196	759456
2021/08/06 13:19:29	Chippewa	Serology	392	10496
2021/08/06 13:19:29	Chippewa	Diagnostic	33768	904121
2021/08/06 13:19:29	Chippewa	Total	34160	914616
2021/08/06 13:19:29	Clare	Diagnostic	26969	871373
2021/08/06 13:19:29	Clare	Serology	1137	36737
2021/08/06 13:19:29	Clare	Total	28106	908110
2021/08/06 13:19:29	Clinton	Serology	4508	56637
2021/08/06 13:19:29	Clinton	Diagnostic	64170	806206
2021/08/06 13:19:29	Clinton	Total	68678	862843
2021/08/06 13:19:29	Correctional	Diagnostic	1033062	
2021/08/06 13:19:29	Correctional	Serology	28917	
2021/08/06 13:19:29	Correctional	Total	1061979	
2021/08/06 13:19:29	Crawford	Serology	381	27158
2021/08/06 13:19:29	Crawford	Diagnostic	11851	844750
2021/08/06 13:19:29	Crawford	Total	12232	871908
2021/08/06 13:19:29	Delta	Diagnostic	45338	1266991
2021/08/06 13:19:29	Delta	Serology	960	26828
2021/08/06 13:19:29	Delta	Total	46298	1293818
2021/08/06 13:19:29	Detroit City	Diagnostic	906357	1394816
2021/08/06 13:19:29	Detroit City	Serology	30288	46611
2021/08/06 13:19:29	Detroit City	Total	936645	1441427
2021/08/06 13:19:29	Dickinson	Diagnostic	20941	829708
2021/08/06 13:19:29	Dickinson	Serology	190	7528
2021/08/06 13:19:29	Dickinson	Total	21131	837236
2021/08/06 13:19:29	Eaton	Serology	6728	61015
2021/08/06 13:19:29	Eaton	Diagnostic	139548	1265535
2021/08/06 13:19:29	Eaton	Total	146276	1326550
2021/08/06 13:19:29	Emmet	Diagnostic	33462	1001407
2021/08/06 13:19:29	Emmet	Serology	1657	49589
2021/08/06 13:19:29	Emmet	Total	35119	1050995
2021/08/06 13:19:29	Genesee	Serology	21867	53884
2021/08/06 13:19:29	Genesee	Diagnostic	433309	1067755
2021/08/06 13:19:29	Genesee	Total	455176	1121640
2021/08/06 13:19:29	Gladwin	Diagnostic	23253	913710
2021/08/06 13:19:29	Gladwin	Serology	1259	49471
2021/08/06 13:19:29	Gladwin	Total	24512	963181
2021/08/06 13:19:29	Gogebic	Serology	260	18605
2021/08/06 13:19:29	Gogebic	Diagnostic	20064	1435707
2021/08/06 13:19:29	Gogebic	Total	20324	1454311
2021/08/06 13:19:29	Grand Traverse	Diagnostic	97088	1042970
2021/08/06 13:19:29	Grand Traverse	Serology	7025	75466
2021/08/06 13:19:29	Grand Traverse	Total	104113	1118436
2021/08/06 13:19:29	Gratiot	Diagnostic	62201	1527867
2021/08/06 13:19:29	Gratiot	Serology	1234	30311
2021/08/06 13:19:29	Gratiot	Total	63435	1558178
2021/08/06 13:19:29	Hillsdale	Diagnostic	49496	1085320
2021/08/06 13:19:29	Hillsdale	Serology	1147	25151
2021/08/06 13:19:29	Hillsdale	Total	50643	1110470
2021/08/06 13:19:29	Houghton	Diagnostic	50865	1425429

2021/08/06 13:19:29	Houghton	Serology	278	7791
2021/08/06 13:19:29	Houghton	Total	51143	1433219
2021/08/06 13:19:29	Huron	Diagnostic	31909	1029954
2021/08/06 13:19:29	Huron	Serology	986	31826
2021/08/06 13:19:29	Huron	Total	32895	1061780
2021/08/06 13:19:29	Ingham	Diagnostic	377611	1291393
2021/08/06 13:19:29	Ingham	Serology	21123	72239
2021/08/06 13:19:29	Ingham	Total	398734	1363631
2021/08/06 13:19:29	Ionia	Serology	2512	38827
2021/08/06 13:19:29	Ionia	Diagnostic	85368	1319505
2021/08/06 13:19:29	Ionia	Total	87880	1358332
2021/08/06 13:19:29	Iosco	Diagnostic	29711	1182433
2021/08/06 13:19:29	Iosco	Serology	676	26903
2021/08/06 13:19:29	Iosco	Total	30387	1209337
2021/08/06 13:19:29	Iron	Diagnostic	26122	2360564
2021/08/06 13:19:29	Iron	Serology	133	12019
2021/08/06 13:19:29	Iron	Total	26255	2372583
2021/08/06 13:19:29	Isabella	Diagnostic	66008	944699
2021/08/06 13:19:29	Isabella	Serology	1565	22398
2021/08/06 13:19:29	Isabella	Total	67573	967097
2021/08/06 13:19:29	Jackson	Serology	4465	28169
2021/08/06 13:19:29	Jackson	Diagnostic	248146	1565491
2021/08/06 13:19:29	Jackson	Total	252611	1593660
2021/08/06 13:19:29	Kalamazoo	Serology	7315	27597
2021/08/06 13:19:29	Kalamazoo	Diagnostic	336124	1268077
2021/08/06 13:19:29	Kalamazoo	Total	343439	1295674
2021/08/06 13:19:29	Kalkaska	Serology	847	46956
2021/08/06 13:19:29	Kalkaska	Diagnostic	19028	1054884
2021/08/06 13:19:29	Kalkaska	Total	19875	1101841
2021/08/06 13:19:29	Kent	Diagnostic	1000992	1523684
2021/08/06 13:19:29	Kent	Serology	48957	74521
2021/08/06 13:19:29	Kent	Total	1049949	1598205
2021/08/06 13:19:29	Keweenaw	Diagnostic	2466	1165406
2021/08/06 13:19:29	Keweenaw	Serology	35	16541
2021/08/06 13:19:29	Keweenaw	Total	2501	1181947
2021/08/06 13:19:29	Lake	Diagnostic	12456	1050873
2021/08/06 13:19:29	Lake	Serology	243	20501
2021/08/06 13:19:29	Lake	Total	12699	1071374
2021/08/06 13:19:29	Lapeer	Diagnostic	75339	859966
2021/08/06 13:19:29	Lapeer	Serology	4052	46252
2021/08/06 13:19:29	Lapeer	Total	79391	906218
2021/08/06 13:19:29	Leelanau	Diagnostic	13982	642526
2021/08/06 13:19:29	Leelanau	Serology	1138	52295
2021/08/06 13:19:29	Leelanau	Total	15120	694821
2021/08/06 13:19:29	Lenawee	Serology	2557	25972
2021/08/06 13:19:29	Lenawee	Diagnostic	140398	1426070
2021/08/06 13:19:29	Lenawee	Total	142955	1452042
2021/08/06 13:19:29	Livingston	Diagnostic	229370	1194667
2021/08/06 13:19:29	Livingston	Serology	8979	46767
2021/08/06 13:19:29	Livingston	Total	238349	1241433

2021/08/06 13:19:29	Luce	Diagnostic	7218	1158773
2021/08/06 13:19:29	Luce	Serology	37	5940
2021/08/06 13:19:29	Luce	Total	7255	1164713
2021/08/06 13:19:29	Mackinac	Diagnostic	10496	971942
2021/08/06 13:19:29	Mackinac	Serology	155	14353
2021/08/06 13:19:29	Mackinac	Total	10651	986295
2021/08/06 13:19:29	Macomb	Serology	69913	79995
2021/08/06 13:19:29	Macomb	Diagnostic	1016230	1162772
2021/08/06 13:19:29	Macomb	Total	1086143	1242766
2021/08/06 13:19:29	Manistee	Diagnostic	21772	886554
2021/08/06 13:19:29	Manistee	Serology	1004	40883
2021/08/06 13:19:29	Manistee	Total	22776	927437
2021/08/06 13:19:29	Marquette	Serology	1498	22459
2021/08/06 13:19:29	Marquette	Diagnostic	139045	2084664
2021/08/06 13:19:29	Marquette	Total	140543	2107123
2021/08/06 13:19:29	Mason	Diagnostic	37084	1272440
2021/08/06 13:19:29	Mason	Serology	1130	38773
2021/08/06 13:19:29	Mason	Total	38214	1311213
2021/08/06 13:19:29	Mecosta	Serology	1076	24762
2021/08/06 13:19:29	Mecosta	Diagnostic	43988	1012312
2021/08/06 13:19:29	Mecosta	Total	45064	1037075
2021/08/06 13:19:29	Menominee	Diagnostic	27053	1187577
2021/08/06 13:19:29	Menominee	Serology	175	7682
2021/08/06 13:19:29	Menominee	Total	27228	1195259
2021/08/06 13:19:29	Midland	Diagnostic	75797	911504
2021/08/06 13:19:29	Midland	Serology	7790	93679
2021/08/06 13:19:29	Midland	Total	83587	1005183
2021/08/06 13:19:29	Missaukee	Diagnostic	12237	809432
2021/08/06 13:19:29	Missaukee	Serology	696	46038
2021/08/06 13:19:29	Missaukee	Total	12933	855470
2021/08/06 13:19:29	Monroe	Diagnostic	173733	1154372
2021/08/06 13:19:29	Monroe	Serology	6627	44033
2021/08/06 13:19:29	Monroe	Total	180360	1198405
2021/08/06 13:19:29	Montcalm	Diagnostic	86466	1353400
2021/08/06 13:19:29	Montcalm	Serology	2583	40430
2021/08/06 13:19:29	Montcalm	Total	89049	1393830
2021/08/06 13:19:29	Montmorency	Diagnostic	9605	1029696
2021/08/06 13:19:29	Montmorency	Serology	427	45776
2021/08/06 13:19:29	Montmorency	Total	10032	1075472
2021/08/06 13:19:29	Muskegon	Serology	4066	23426
2021/08/06 13:19:29	Muskegon	Diagnostic	232635	1340326
2021/08/06 13:19:29	Muskegon	Total	236701	1363752
2021/08/06 13:19:29	Newaygo	Serology	1846	37689
2021/08/06 13:19:29	Newaygo	Diagnostic	50572	1032503
2021/08/06 13:19:29	Newaygo	Total	52418	1070192
2021/08/06 13:19:29	Oakland	Diagnostic	1585404	1260674
2021/08/06 13:19:29	Oakland	Serology	126461	100559
2021/08/06 13:19:29	Oakland	Total	1711865	1361233
2021/08/06 13:19:29	Oceana	Diagnostic	38754	1464238
2021/08/06 13:19:29	Oceana	Serology	976	36876

2021/08/06 13:19:29	Oceana	Total	39730	1501115
2021/08/06 13:19:29	Ogemaw	Serology	626	29814
2021/08/06 13:19:29	Ogemaw	Diagnostic	21184	1008906
2021/08/06 13:19:29	Ogemaw	Total	21810	1038720
2021/08/06 13:19:29	Ontonagon	Diagnostic	8434	1474476
2021/08/06 13:19:29	Ontonagon	Serology	72	12587
2021/08/06 13:19:29	Ontonagon	Total	8506	1487063
2021/08/06 13:19:29	Osceola	Diagnostic	27686	1180136
2021/08/06 13:19:29	Osceola	Serology	1139	48551
2021/08/06 13:19:29	Osceola	Total	28825	1228687
2021/08/06 13:19:29	Oscoda	Diagnostic	6365	772358
2021/08/06 13:19:29	Oscoda	Serology	392	47567
2021/08/06 13:19:29	Oscoda	Total	6757	819925
2021/08/06 13:19:29	Otsego	Serology	1069	43335
2021/08/06 13:19:29	Otsego	Diagnostic	25375	1028661
2021/08/06 13:19:29	Otsego	Total	26444	1071996
2021/08/06 13:19:29	Ottawa	Serology	15721	53870
2021/08/06 13:19:29	Ottawa	Diagnostic	414518	1420409
2021/08/06 13:19:29	Ottawa	Total	430239	1474280
2021/08/06 13:19:29	Presque Isle	Serology	588	46696
2021/08/06 13:19:29	Presque Isle	Diagnostic	12061	957830
2021/08/06 13:19:29	Presque Isle	Total	12649	1004527
2021/08/06 13:19:29	Roscommon	Diagnostic	22275	927391
2021/08/06 13:19:29	Roscommon	Serology	775	32266
2021/08/06 13:19:29	Roscommon	Total	23050	959657
2021/08/06 13:19:29	Saginaw	Diagnostic	273970	1437868
2021/08/06 13:19:29	Saginaw	Serology	10093	52971
2021/08/06 13:19:29	Saginaw	Total	284063	1490839
2021/08/06 13:19:29	Sanilac	Serology	1633	39665
2021/08/06 13:19:29	Sanilac	Diagnostic	53952	1310469
2021/08/06 13:19:29	Sanilac	Total	55585	1350134
2021/08/06 13:19:29	Schoolcraft	Serology	67	8278
2021/08/06 13:19:29	Schoolcraft	Diagnostic	6587	813813
2021/08/06 13:19:29	Schoolcraft	Total	6654	822090
2021/08/06 13:19:29	Shiawassee	Diagnostic	77481	1137386
2021/08/06 13:19:29	Shiawassee	Serology	2836	41631
2021/08/06 13:19:29	Shiawassee	Total	80317	1179017
2021/08/06 13:19:29	St Clair	Serology	9430	59260
2021/08/06 13:19:29	St Clair	Diagnostic	162016	1018149
2021/08/06 13:19:29	St Clair	Total	171446	1077409
2021/08/06 13:19:29	St Joseph	Diagnostic	62356	1022833
2021/08/06 13:19:29	St Joseph	Serology	1737	28492
2021/08/06 13:19:29	St Joseph	Total	64093	1051325
2021/08/06 13:19:29	Tuscola	Serology	2421	46339
2021/08/06 13:19:29	Tuscola	Diagnostic	67693	1295684
2021/08/06 13:19:29	Tuscola	Total	70114	1342023
2021/08/06 13:19:29	Unknown	Diagnostic	589777	
2021/08/06 13:19:29	Unknown	Serology	29234	
2021/08/06 13:19:29	Unknown	Total	619011	
2021/08/06 13:19:29	Van Buren	Diagnostic	104149	1376231

2021/08/06 13:19:29	Van Buren	Serology	1814	23970
2021/08/06 13:19:29	Van Buren	Total	105963	1400201
2021/08/06 13:19:29	Washtenaw	Diagnostic	813127	2211983
2021/08/06 13:19:29	Washtenaw	Serology	19112	51991
2021/08/06 13:19:29	Washtenaw	Total	832239	2263974
2021/08/06 13:19:29	Wayne	Diagnostic	1576532	1428261
2021/08/06 13:19:29	Wayne	Serology	84947	76958
2021/08/06 13:19:29	Wayne	Total	1661479	1505219
2021/08/06 13:19:29	Wexford	Diagnostic	34091	1013678
2021/08/06 13:19:29	Wexford	Serology	1357	40350
2021/08/06 13:19:29	Wexford	Total	35448	1054028

PUBLIC USE DATASETS

Diagnostic Tests by Result and County

README

Data include diagnostic tests for COVID-19 by date and county.

Diagnostic tests are used to find current infection and look for genes or proteins from the severe acute respiratory syndrome coronavirus 2 (SARS-CoV-2), the virus that causes COVID-19. These tests, which are performed as nasal swabs, include: Nucleic acid amplification test/real-time polymerase chain reaction (NAAT/RT-PCR) test and rapid virus antigen detection point of care (POC) tests.

Correctional includes state and federal prisons and county and city detention facilities.

Testing data represents total tests performed, not individuals tested. A single individual may have more than one test completed.

The total number of positive tests may exceed the number of confirmed cases due to 1) a single individual may have more than one test performed; 2) MDHHS may receive data on positive tests in advance of a local health department classifying an individual as a confirmed or probable case, and 3) although efforts have been made to de-duplicate testing data, some duplication may occur.

DIAGNOSTIC TESTS BY RESULT AND COUNTY 2021-08-06

MessageDate	COUNTY	Negative	Positive	Total
8/5/2021	Alcona	24	0	24
8/5/2021	Alger	5	0	5
8/5/2021	Allegan	123	26	149
8/5/2021	Alpena	32	5	37
8/5/2021	Antrim	45	2	47
8/5/2021	Arenac	26	6	32
8/5/2021	Baraga	1	0	1
8/5/2021	Barry	71	14	85
8/5/2021	Bay	156	14	170
8/5/2021	Benzie	27	0	27
8/5/2021	Berrien	261	18	279
8/5/2021	Branch	71	22	93
8/5/2021	Calhoun	190	10	200
8/5/2021	Cass	49	1	50
8/5/2021	Charlevoix	51	7	58
8/5/2021	Cheboygan	30	2	32
8/5/2021	Chippewa	58	2	60
8/5/2021	Clare	47	2	49
8/5/2021	Clinton	84	3	87
8/5/2021	Correctional	168	11	179
8/5/2021	Crawford	7	1	8
8/5/2021	Delta	38	10	48
8/5/2021	Detroit City	1435	71	1506
8/5/2021	Dickinson	15	1	16
8/5/2021	Eaton	162	6	168
8/5/2021	Emmet	65	1	66
8/5/2021	Genesee	650	50	700
8/5/2021	Gladwin	26	3	29
8/5/2021	Gogebic	60	6	66
8/5/2021	Grand Traverse	223	11	234
8/5/2021	Gratiot	105	4	109
8/5/2021	Hillsdale	43	14	57
8/5/2021	Houghton	41	6	47
8/5/2021	Huron	37	1	38
8/5/2021	Ingham	524	33	557
8/5/2021	Ionia	80	6	86
8/5/2021	Iosco	59	4	63
8/5/2021	Iron	10	0	10
8/5/2021	Isabella	159	3	162
8/5/2021	Jackson	329	27	356
8/5/2021	Kalamazoo	401	39	440
8/5/2021	Kalkaska	38	6	44
8/5/2021	Kent	1348	108	1456
8/5/2021	Keweenaw	3	1	4
8/5/2021	Lake	11	0	11
8/5/2021	Lapeer	87	7	94
8/5/2021	Leelanau	31	0	31

8/5/2021	Lenawee	179	14	193
8/5/2021	Livingston	306	20	326
8/5/2021	Luce	2	0	2
8/5/2021	Mackinac	13	0	13
8/5/2021	Macomb	1464	105	1569
8/5/2021	Manistee	42	2	44
8/5/2021	Marquette	95	3	98
8/5/2021	Mason	57	5	62
8/5/2021	Mecosta	39	1	40
8/5/2021	Menominee	25	2	27
8/5/2021	Midland	126	7	133
8/5/2021	Missaukee	14	1	15
8/5/2021	Monroe	169	15	184
8/5/2021	Montcalm	78	6	84
8/5/2021	Montmorency	12	2	14
8/5/2021	Muskegon	260	22	282
8/5/2021	Newaygo	64	7	71
8/5/2021	Oakland	2680	179	2859
8/5/2021	Oceana	38	1	39
8/5/2021	Ogemaw	33	8	41
8/5/2021	Ontonagon	10	0	10
8/5/2021	Osceola	24	5	29
8/5/2021	Oscoda	7	1	8
8/5/2021	Otsego	41	1	42
8/5/2021	Ottawa	434	44	478
8/5/2021	Presque Isle	24	1	25
8/5/2021	Roscommon	35	3	38
8/5/2021	Saginaw	334	32	366
8/5/2021	Sanilac	40	6	46
8/5/2021	Schoolcraft	3	0	3
8/5/2021	Shiawassee	138	1	139
8/5/2021	St Clair	304	12	316
8/5/2021	St Joseph	69	8	77
8/5/2021	Tuscola	94	10	104
8/5/2021	Unknown	466	27	493
8/5/2021	Van Buren	84	15	99
8/5/2021	Washtenaw	1104	38	1142
8/5/2021	Wayne	2325	143	2468
8/5/2021	Wexford	52	3	55
8/4/2021	Alcona	10	0	10
8/4/2021	Alger	10	0	10
8/4/2021	Allegan	134	17	151
8/4/2021	Alpena	61	5	66
8/4/2021	Antrim	44	1	45
8/4/2021	Arenac	26	1	27
8/4/2021	Baraga	1	0	1
8/4/2021	Barry	73	5	78
8/4/2021	Bay	137	7	144
8/4/2021	Benzie	26	1	27
8/4/2021	Berrien	300	28	328

8/4/2021	Branch	81	22	103
8/4/2021	Calhoun	211	27	238
8/4/2021	Cass	47	13	60
8/4/2021	Charlevoix	40	6	46
8/4/2021	Cheboygan	32	4	36
8/4/2021	Chippewa	25	0	25
8/4/2021	Clare	35	2	37
8/4/2021	Clinton	72	1	73
8/4/2021	Correctional	169	2	171
8/4/2021	Crawford	12	1	13
8/4/2021	Delta	41	6	47
8/4/2021	Detroit City	1704	74	1778
8/4/2021	Dickinson	39	1	40
8/4/2021	Eaton	189	17	206
8/4/2021	Emmet	65	8	73
8/4/2021	Genesee	581	44	625
8/4/2021	Gladwin	13	2	15
8/4/2021	Gogebic	28	3	31
8/4/2021	Grand Traverse	228	6	234
8/4/2021	Gratiot	168	1	169
8/4/2021	Hillsdale	69	13	82
8/4/2021	Houghton	33	1	34
8/4/2021	Huron	24	7	31
8/4/2021	Ingham	584	36	620
8/4/2021	Ionia	81	5	86
8/4/2021	Iosco	45	2	47
8/4/2021	Iron	13	1	14
8/4/2021	Isabella	109	7	116
8/4/2021	Jackson	317	30	347
8/4/2021	Kalamazoo	448	39	487
8/4/2021	Kalkaska	32	1	33
8/4/2021	Kent	1204	96	1300
8/4/2021	Keweenaw	3	0	3
8/4/2021	Lake	9	0	9
8/4/2021	Lapeer	85	6	91
8/4/2021	Leelanau	24	1	25
8/4/2021	Lenawee	528	11	539
8/4/2021	Livingston	334	29	363
8/4/2021	Mackinac	10	0	10
8/4/2021	Macomb	1596	97	1693
8/4/2021	Manistee	44	3	47
8/4/2021	Marquette	71	1	72
8/4/2021	Mason	68	6	74
8/4/2021	Mecosta	40	1	41
8/4/2021	Menominee	30	2	32
8/4/2021	Midland	105	8	113
8/4/2021	Missaukee	30	1	31
8/4/2021	Monroe	176	12	188
8/4/2021	Montcalm	78	5	83
8/4/2021	Montmorency	14	0	14

8/4/2021	Muskegon	229	22	251
8/4/2021	Newaygo	58	3	61
8/4/2021	Oakland	2965	171	3136
8/4/2021	Oceana	39	5	44
8/4/2021	Ogemaw	12	2	14
8/4/2021	Ontonagon	10	0	10
8/4/2021	Osceola	19	2	21
8/4/2021	Oscoda	4	0	4
8/4/2021	Otsego	40	0	40
8/4/2021	Ottawa	384	42	426
8/4/2021	Presque Isle	18	0	18
8/4/2021	Roscommon	26	0	26
8/4/2021	Saginaw	277	22	299
8/4/2021	Sanilac	36	4	40
8/4/2021	Schoolcraft	1	0	1
8/4/2021	Shiawassee	90	10	100
8/4/2021	St Clair	140	19	159
8/4/2021	St Joseph	68	11	79
8/4/2021	Tuscola	36	9	45
8/4/2021	Unknown	704	127	831
8/4/2021	Van Buren	137	12	149
8/4/2021	Washtenaw	1306	42	1348
8/4/2021	Wayne	3129	226	3355
8/4/2021	Wexford	72	3	75
8/3/2021	Alcona	19	2	21
8/3/2021	Alger	6	0	6
8/3/2021	Allegan	162	36	198
8/3/2021	Alpena	36	7	43
8/3/2021	Antrim	22	0	22
8/3/2021	Arenac	12	2	14
8/3/2021	Baraga	0	1	1
8/3/2021	Barry	113	6	119
8/3/2021	Bay	135	14	149
8/3/2021	Benzie	18	0	18
8/3/2021	Berrien	283	8	291
8/3/2021	Branch	89	35	124
8/3/2021	Calhoun	391	17	408
8/3/2021	Cass	60	6	66
8/3/2021	Charlevoix	43	7	50
8/3/2021	Cheboygan	33	2	35
8/3/2021	Chippewa	39	2	41
8/3/2021	Clare	47	2	49
8/3/2021	Clinton	88	0	88
8/3/2021	Correctional	125	19	144
8/3/2021	Crawford	26	0	26
8/3/2021	Delta	44	10	54
8/3/2021	Detroit City	1193	65	1258
8/3/2021	Dickinson	11	1	12
8/3/2021	Eaton	204	17	221
8/3/2021	Emmet	37	2	39

8/3/2021	Genesee	510	43	553
8/3/2021	Gladwin	24	4	28
8/3/2021	Gogebic	43	4	47
8/3/2021	Grand Traverse	141	9	150
8/3/2021	Gratiot	48	5	53
8/3/2021	Hillsdale	52	9	61
8/3/2021	Houghton	40	2	42
8/3/2021	Huron	34	3	37
8/3/2021	Ingham	596	43	639
8/3/2021	Ionia	107	3	110
8/3/2021	Iosco	31	7	38
8/3/2021	Iron	13	0	13
8/3/2021	Isabella	144	5	149
8/3/2021	Jackson	313	46	359
8/3/2021	Kalamazoo	501	55	556
8/3/2021	Kalkaska	28	3	31
8/3/2021	Kent	1432	101	1533
8/3/2021	Keweenaw	1	0	1
8/3/2021	Lake	11	1	12
8/3/2021	Lapeer	86	3	89
8/3/2021	Leelanau	22	2	24
8/3/2021	Lenawee	216	19	235
8/3/2021	Livingston	317	24	341
8/3/2021	Luce	2	1	3
8/3/2021	Mackinac	15	0	15
8/3/2021	Macomb	1531	119	1650
8/3/2021	Manistee	40	1	41
8/3/2021	Marquette	109	3	112
8/3/2021	Mason	51	13	64
8/3/2021	Mecosta	62	5	67
8/3/2021	Menominee	36	3	39
8/3/2021	Midland	113	4	117
8/3/2021	Missaukee	3	0	3
8/3/2021	Monroe	226	18	244
8/3/2021	Montcalm	75	4	79
8/3/2021	Montmorency	18	2	20
8/3/2021	Muskegon	306	24	330
8/3/2021	Newaygo	60	12	72
8/3/2021	Oakland	2424	161	2585
8/3/2021	Oceana	45	3	48
8/3/2021	Ogemaw	30	3	33
8/3/2021	Ontonagon	24	0	24
8/3/2021	Osceola	27	0	27
8/3/2021	Oscoda	10	0	10
8/3/2021	Otsego	36	1	37
8/3/2021	Ottawa	520	55	575
8/3/2021	Presque Isle	17	2	19
8/3/2021	Roscommon	33	2	35
8/3/2021	Saginaw	309	17	326
8/3/2021	Sanilac	16	1	17

8/3/2021	Schoolcraft	1	0	1
8/3/2021	Shiawassee	115	12	127
8/3/2021	St Clair	153	9	162
8/3/2021	St Joseph	47	21	68
8/3/2021	Tuscola	68	9	77
8/3/2021	Unknown	344	16	360
8/3/2021	Van Buren	141	29	170
8/3/2021	Washtenaw	1074	32	1106
8/3/2021	Wayne	2199	165	2364
8/3/2021	Wexford	41	0	41