



Western Michigan University  
ScholarWorks at WMU

---

Cumulative Michigan COVID-19 Data

Michigan COVID-19 State Data

---

2-21-2023

## 2023-02-21\_MichiganOverview\_COVIDstats

Michigan Department of Health & Human Services

Follow this and additional works at: <https://scholarworks.wmich.edu/michigan-covid-data-state-cumulative>



Part of the Public Health Commons

---

### WMU ScholarWorks Citation

Michigan Department of Health & Human Services, "2023-02-21\_MichiganOverview\_COVIDstats" (2023).  
*Cumulative Michigan COVID-19 Data*. 581.

<https://scholarworks.wmich.edu/michigan-covid-data-state-cumulative/581>

This Website is brought to you for free and open access by the Michigan COVID-19 State Data at ScholarWorks at WMU. It has been accepted for inclusion in Cumulative Michigan COVID-19 Data by an authorized administrator of ScholarWorks at WMU. For more information, please contact [wmu-scholarworks@wmich.edu](mailto:wmu-scholarworks@wmich.edu).





# Coronavirus

## Michigan Data

Hospitals >

Long Term Care Data >

K-12 Aged ISD Reporting >

Coronavirus Symptoms >

Cumulative Recovered >

Outbreak Reporting >

School-Related Outbreak Reporting >

Wastewater Surveillance >

Testing Turnaround Time >

MIS-C Data and Reporting >

Data and Modeling Updates >

The State of Michigan is working around the clock to test and treat COVID-19 patients. Below is the most recent data healthcare experts across the state have compiled. It is updated Tuesday. [Looking for COVID-19 Vaccine data? Click here.](#)

CURRENT STATUS	DAILY CASES	CUMULATIVE TRENDS	DEMOGRAPHICS	TOTAL TESTING	CONFIRMATORY TESTING	LEARN MORE
----------------	-------------	-------------------	--------------	---------------	----------------------	------------

- View Cases
- View Deaths
- View Table

Select Preparedness Region:

Select County:

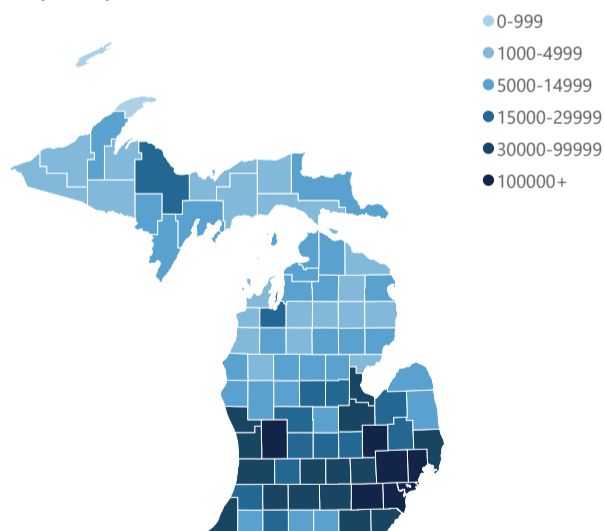
*This report is provisional and subject to change. City of Detroit and Wayne County are reported separately. MDHHS began tracking probable cases April 5, 2020. FCI indicates federal correctional institute. MDOC indicates Michigan Department of Corrections. Diagnostic tests, including nucleic acid amplification/real-time polymerase chain reaction (NAAT/RT-PCR) and rapid virus antigen detection tests, look for current infection. Serology (antibody) tests are used to look for the possibility of previous infection.*

Source: Michigan Disease Surveillance System (MDSS) and Vital Records.

### COVID-19 Cases by County

Confirmed cases include individuals with a positive NAAT/RT-PCR test for COVID-19. Probable cases include individuals with either a positive rapid antigen detection test OR COVID-19 symptoms and an epidemiologic link to a confirmed COVID-19 case, but no diagnostic test.

Cases by County



## Michigan

Tuesday, February 21, 2023

### Michigan (Statewide) Case Fatality Rate

1.4%

### Current Totals

Case Status	Cases	Deaths
Confirmed	2,614,919	37,872
Probable	434,820	4,085
<b>Total</b>	<b>3,049,739</b>	<b>41,957</b>

### Laboratory Testing

TestType	Tests Performed
Diagnostic	27,721,544
NA	28,558,590
<b>Total</b>	<b>57,117,180</b>

Microsoft Power BI

< 1 of 7 >



Hispanic/Latino Ethnicity	Percentage of Confirmed Cases by Ethnicity	Percentage of Confirmed Deceased Cases by Ethnicity
Hispanic/Latino	4.48%	3.20%
Non-Hispanic/Latino	68.08%	94.47%
Unknown	27.44%	2.33%

#### Cases by Hispanic/Latino Ethnicity

*Totals may not add to 100% due to rounding*

Arab Ethnicity	Percentage of Confirmed Cases by Ethnicity	Percentage of Deceased Confirmed Cases by Ethnicity
Arab	1.86%	1.26%
Non-Arab	38.95%	45.34%
Unknown	59.19%	53.40%

#### Cases by Arab Ethnicity

*Totals may not add to 100% due to rounding*

[Confirmed Variant of Concern Cases by Jurisdiction 2 21 2023](#) >

#### Public Use Datasets 2/21/2023

(Downloadable .xlsx files)

[Cases and Deaths by County](#)

[Cases and Deaths by County by Date of Onset of Symptoms and Date of Death](#)

[Cases by Demographics Statewide](#)

[Covid-19 Tests by County](#)

[Diagnostic Tests by Result and County](#)



**Michigan Data**

Copyright State of Michigan

View Cases

View Deaths

View Table

Select Preparedness Region:

All

Select County:

All

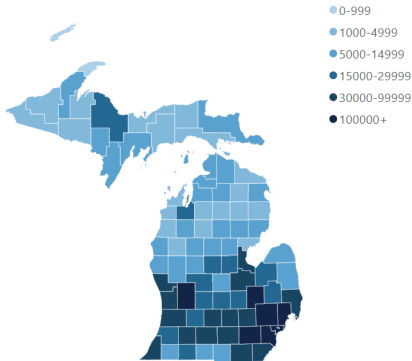
*This report is provisional and subject to change. City of Detroit and Wayne County are reported separately. MDHHS began tracking probable cases April 5, 2020. FCI indicates federal correctional institute. MDOC indicates Michigan Department of Corrections. Diagnostic tests, including nucleic acid amplification/real-time polymerase chain reaction (NAAT/RT-PCR) and rapid virus antigen detection tests, look for current infection. Serology (antibody) tests are used to look for the possibility of previous infection.*

*Source: Michigan Disease Surveillance System (MDSS) and Vital Records.*

## COVID-19 Cases by County

Confirmed cases include individuals with a positive NAAT/RT-PCR test for COVID-19. Probable cases include individuals with either a positive rapid antigen detection test OR COVID-19 symptoms and an epidemiologic link to a confirmed COVID-19 case, but no diagnostic test.

### Cases by County



## Michigan

Tuesday, February 21, 2023

### Michigan (Statewide) Case Fatality Rate

1.4%

### Current Totals

Case Status	Cases	Deaths
Confirmed	2,614,919	37,872
Probable	434,820	4,085
<b>Total</b>	<b>3,049,739</b>	<b>41,957</b>

### Laboratory Testing

TestType	Tests Performed
Diagnostic	27,721,544
NA	28,558,590
<b>Total</b>	<b>57,117,180</b>

View Cases

View Deaths

View Table

Select Preparedness Region:

All

Select County:

All

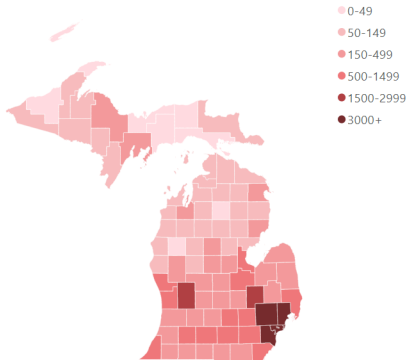
*This report is provisional and subject to change. City of Detroit and Wayne County are reported separately. MDHHS began tracking probable cases April 5, 2020. FCI indicates federal correctional institute. MDOC indicates Michigan Department of Corrections. Diagnostic tests, including nucleic acid amplification/real-time polymerase chain reaction (NAAT/RT-PCR) and rapid virus antigen detection tests, look for current infection. Serology (antibody) tests are used to look for the possibility of previous infection.*

*Source: Michigan Disease Surveillance System (MDSS) and Vital Records.*

## COVID-19 Deaths by County

Confirmed deaths include individuals who had a confirmed COVID-19 infection **AND** are either classified as deceased during the case investigation, have COVID-19 indicated as a cause of death on their death certificate, or who die within 30 days of infection and their manner of death is listed as natural. Probable deaths include individuals who have COVID-19 indicated on their death certificate where there is no available evidence of a confirmatory test result (positive or negative).

### Deaths by County



## Michigan

Tuesday, February 21, 2023

### Michigan (Statewide) Case Fatality Rate

1.4%

### Current Totals

Case Status	Cases	Deaths
Confirmed	2,614,919	37,872
Probable	434,820	4,085
<b>Total</b>	<b>3,049,739</b>	<b>41,957</b>

### Laboratory Testing

TestType	Tests Performed
Diagnostic	27,721,544
NA	28,558,590
<b>Total</b>	<b>57,117,180</b>

Cases

Deaths

View Table

Select Preparedness Region:

All

Select County:

All

Cases are shown by onset date or by lab specimen collection date if onset date was unavailable. Deaths are shown by date of death or date of last status update if date of death was unavailable. Tracking of probable cases and deaths did not begin until April 5, 2020, therefore only probable cases referred for investigation on or after April 5, 2020 are displayed (onset may have been prior).

Notes: FCI indicates federal correctional institute. MDOC indicates Michigan Department of Corrections.

## Daily Cases by Status

The number of daily confirmed cases represent the total number of people who had a positive NAAT/RT-PCR test for COVID-19. Cases are shown by the date of onset of symptoms.

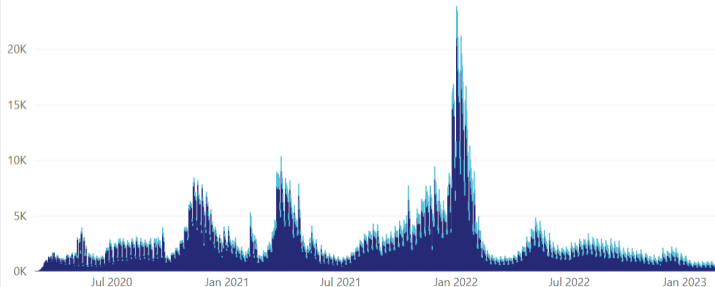
Filter by Date:

3/1/2020

2/21/2023

### Cases by Date of Onset

CASE\_STATUS ● Confirmed ● Probable



Cases

Deaths

View Table

Select Preparedness Region:

All

Select County:

All

Cases are shown by onset date or by lab specimen collection date if onset date was unavailable. Deaths are shown by date of death or date of last status update if date of death was unavailable. Tracking of probable cases and deaths did not begin until April 5, 2020, therefore only probable cases referred for investigation on or after April 5, 2020 are displayed (onset may have been prior).

Notes: FCI indicates federal correctional institute. MDOC indicates Michigan Department of Corrections.

## Daily Deaths by Status

Confirmed deaths include individuals who had a confirmed COVID-19 infection and are classified as deceased by the case investigation, have COVID-19 indicated as a cause of death on their death certificate, or who die within 30 days of infection and their manner of death is listed as natural. Data are shown by the date of death.

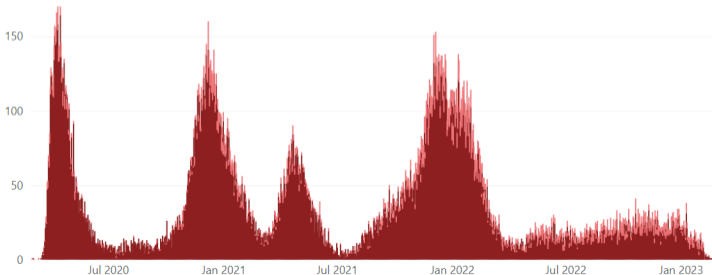
Filter by Date:

3/1/2020

2/21/2023

### Deaths by Date of Death

CASE\_STATUS ● Confirmed ● Probable



Cases

Deaths

View Table

Select Preparedness Region:

All

Select County:

All

Cases are shown by onset date or by lab specimen collection date if onset date was unavailable. Deaths are shown by date of death or date of last status update if date of death was unavailable. Tracking of probable cases and deaths did not begin until April 5, 2020, therefore these data are not displayed by date.

Notes: FCI indicates federal correctional institute. MDOC indicates Michigan Department of Corrections.

## Cumulative Confirmed Cases

Cumulative Cases represent the total number of people who had a positive NAAT/RT-PCR test for COVID-19. Cases are shown by the date of onset of symptoms.

Filter By Date:

3/1/2020

2/21/2023

### Cumulative Confirmed Cases by Date





Cases

Deaths

View Table

Select Preparedness Region:

All

Select County:

All

Cases are shown by onset date or by lab specimen collection date if onset date was unavailable. Deaths are shown by date of death or date of last status update if date of death was unavailable. Tracking of probable cases and deaths did not begin until April 5, 2020, therefore these data are not displayed by date.

Notes: FCI indicates federal correctional institute. MDOC indicates Michigan Department of Corrections.

## Cumulative Deaths among Confirmed Cases

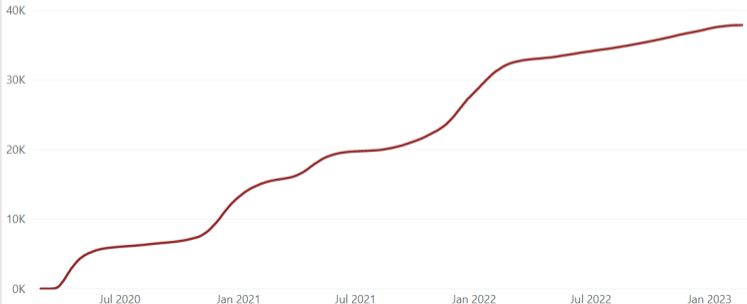
Cumulative Deaths represent the total number of people who had a confirmed COVID-19 infection AND are either classified as deceased during the case investigation, have COVID-19 indicated as a cause of death on their death certificate, or who die within 30 days of onset and their manner of death is listed as natural. Deaths are shown by date of death.

Filter By Date:

3/1/2020

2/21/2023

### Cumulative Confirmed Deaths among Confirmed Cases by Date



## Cases by Demographic Characteristics

Data are suppressed when the number of cases is five or below to protect the confidentiality of individuals. The sum of the cases for individual categories may be fewer than the total number of cases due to data suppression. Rates are not calculated for multiple races, other, and unknown race categories due to the unavailability of an appropriate denominator.

Cases

Deaths

Select case status:

- Confirmed  
 Probable

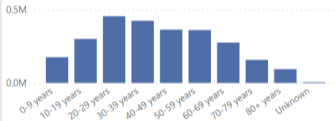
Select Preparedness Region:

All

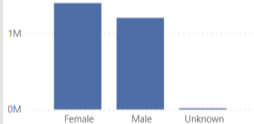
Select county:

All

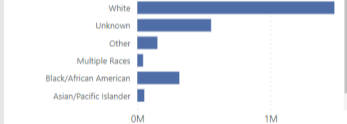
### Cases by Age Group



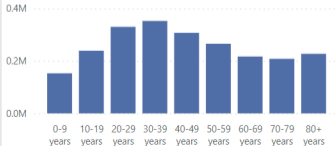
### Cases by Sex



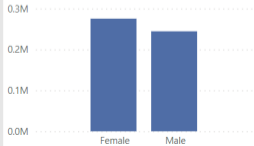
### Cases by Race



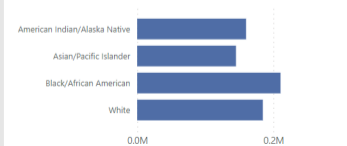
### Cases per Million by Age Group



### Cases per Million by Sex



### Cases per Million by Race



## Cases by Demographic Characteristics

Data are suppressed when the number of cases is five or below to protect the confidentiality of individuals. The sum of the cases for individual categories may be fewer than the total number of cases due to data suppression. Rates are not calculated for multiple races, other, and unknown race categories due to the unavailability of an appropriate denominator.

Cases

Deaths

Select case status:

- Confirmed  
 Probable

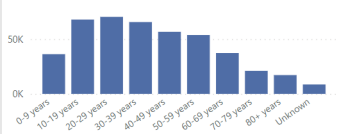
Select Preparedness Region:

All

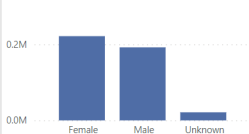
Select county:

All

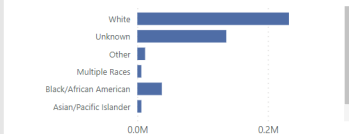
### Cases by Age Group



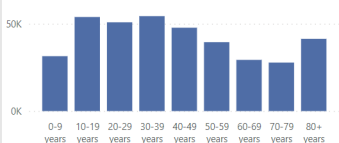
### Cases by Sex



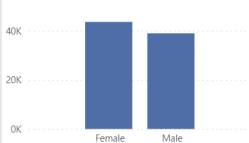
### Cases by Race



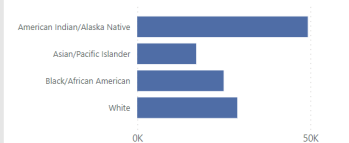
### Cases per Million by Age Group



### Cases per Million by Sex



### Cases per Million by Race



## Deaths by Demographic Characteristics

Data are suppressed when the number of deaths is five or below to protect the confidentiality of individuals. The sum of the deaths for individual categories may be fewer than the total number of deaths due to data suppression. Rates are not calculated for multiple races, other, and unknown race categories due to the unavailability of an appropriate denominator.

Cases

Deaths

Select case status:

- Confirmed  
 Probable

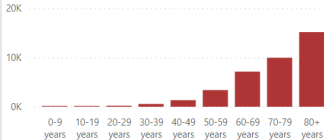
Select Preparedness Region:

All

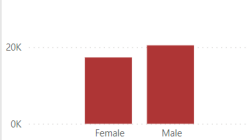
Select county:

All

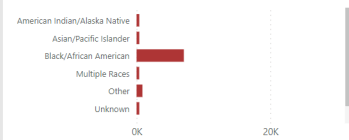
### Deaths by Age Group



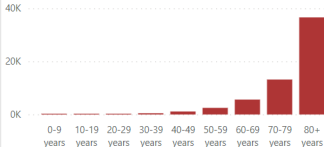
### Deaths by Sex



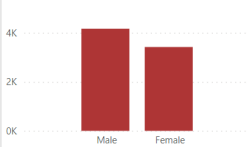
### Deaths by Race



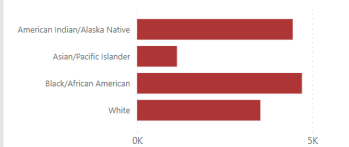
### Deaths per Million by Age Group



### Deaths per Million by Sex



### Deaths per Million by Race



## Deaths by Demographic Characteristics

Data are suppressed when the number of deaths is five or below to protect the confidentiality of individuals. The sum of the deaths for individual categories may be fewer than the total number of deaths due to data suppression. Rates are not calculated for multiple races, other, and unknown race categories due to the unavailability of an appropriate denominator.

Cases

Deaths

Select case status:

- Confirmed  
 Probable

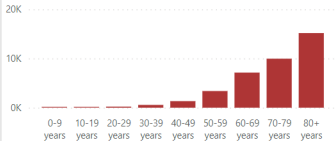
Select Preparedness Region:

All

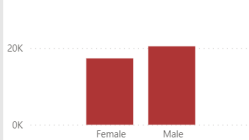
Select county:

All

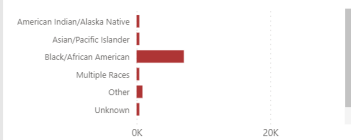
### Deaths by Age Group



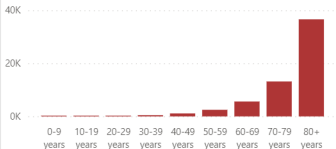
### Deaths by Sex



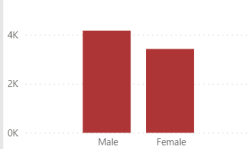
### Deaths by Race



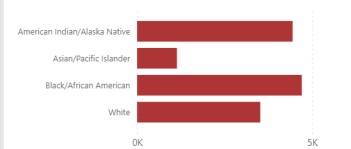
### Deaths per Million by Age Group



### Deaths per Million by Sex



### Deaths per Million by Race



View Table

View Charts

Select Preparedness Region:

All

Select County:

All

Confirmatory tests are used to find current infection and look for genes from the severe acute respiratory syndrome coronavirus 2 (SARS-CoV-2), the virus that causes COVID-19. These tests, which are performed as nasal swabs, include: Nucleic acid amplification test/real-time polymerase chain reaction (NAAT/RT-PCR) tests.

Serology tests are used to look for the possibility of previous infection. Serology tests look for antibodies to SARS-CoV-2 in the blood. There are currently two types of serology tests: the enzyme-linked immunosorbent assay (ELISA) test and the rapid antibody detection test. Serology tests do not diagnose disease and do not guarantee immunity, but might provide information about previous infection.

## Total Covid-19 Laboratory Tests

Total testing includes both confirmatory tests which are used to determine if an individual currently has COVID-19 and serology testing which is used to determine if a person has antibodies to COVID-19.

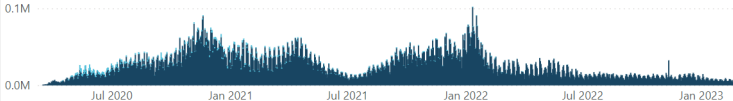
Filter by Date:

3/10/2020

2/20/2023

### Total Laboratory Tests by Type and Date

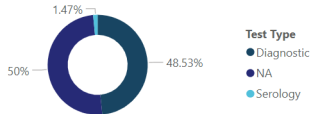
Test Type ● Diagnostic ● NA ● Serology



### Total Tests Completed to Date

Test Type	Total Tests	Tests per Million Residents
Diagnostic	27,721,544	2,774,615
NA	28,558,590	
Serology	837,046	83,779
Total	57,117,180	5,716,789

### Percent of Tests Completed by Type



[View Table](#)[View Charts](#)

Select Preparedness Region

All

Select County

All

## Confirmatory Covid-19 Laboratory Tests

Confirmatory tests are used to determine if an individual is currently infected with COVID-19.

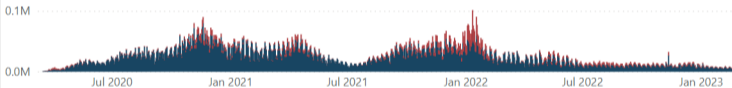
Filter by Date

3/10/2020

2/20/2023

### Total Laboratory Tests by Type and Date

Test Type ● Negative ● Positive



Confirmatory tests are used to find current infection and look for genes from the severe acute respiratory syndrome coronavirus 2 (SARS-CoV-2), the virus that causes COVID-19. These tests, which are performed as nasal swabs, include: Nucleic acid amplification test/real-time polymerase chain reaction (NAAT/RT-PCR) tests. Confirmatory tests do not include serology tests which look for antibodies to SARS-Cov-2 in the blood.

### Percent of Confirmatory Tests That Were Positive



### Where does the data come from?

The State of Michigan COVID-19 Dashboard displays the most recent provisional data reported to the Michigan Department of Health and Humans Services (MDHHS) about cases in Michigan by selected demographics and county of residence (City of Detroit and Wayne County are reported separately). Data are reported to MDHHS via the [Michigan Disease Surveillance System \(MDSS\)](#). Provisional Death data are provided by the MDHHS Division for [Vital Records & Health Statistics](#).

### How does MDHHS classify confirmed and probable cases?

Confirmed cases only include individuals who have had a positive diagnostic laboratory test for COVID-19. Probable cases include individuals who have symptoms consistent with COVID-19 and an epidemiologic link to a confirmed case or a positive serology (antibody) test, but do not have a positive diagnostic laboratory test for COVID-19 and individuals with a positive serology (antibody) test for COVID-19 and an epidemiologic link to a confirmed case.

### How does MDHHS classify confirmed and probable deaths?

Confirmed deaths include individuals who meet one or more of the following conditions: 1) Have been identified as a confirmed case and classified as deceased as a result of a case investigation in the Michigan Disease Surveillance System (MDSS). MDSS is the database used by state and local health department to monitor reportable diseases like COVID-19; 2) have been identified as a confirmed case in MDSS had have a death certificate with COVID-19 listed as a cause of death; 3) have been identified as a confirmed case in MDSS and die within 30 days of onset of COVID-19 infection and have a death certificate which classifies their manner death as 'natural'. Probable deaths include individuals who have COVID indicated as a cause of death on their death certificate but have not had a positive diagnostic laboratory test.

### Why do the number of probable cases fluctuate?

The number of probable cases can change daily based on the investigation efforts of the health department. When a probable case is first reported, local and/or state health department staff investigate to determine if the person meets the case definition of probable. As additional information is gathered, the case could be re-classified to confirmed, remain as probable, or be determined as not a case.

### Why do data in the demographics tab not sum to the total number of cases for a county or region?

Data are not shown whenever the number of cases for a particular demographic category is fewer than six to protect the confidentiality of individuals. Rates are not calculated for other, multiple, and unknown race because an appropriate population denominator is not available for these categories at the county level.

### Where can I get more information about COVID-19?

Visit <https://www.michigan.gov/coronavirus> to find information on resources and assistance, answers to frequently asked questions, and the latest updates on Michigan's response to COVID-19. For COVID-19 updates from CDC visit <https://www.cdc.gov/coronavirus/2019-ncov>.



**Confirmed Variant of Concern Cases by Jurisdiction 2023-02-21**

<b>County</b>	<b>Omicron</b>
Alcona	9
Alger	2
Allegan	376
Alpena	47
Antrim	91
Arenac	32
Baraga	84
Barry	141
Bay	156
Benzie	14
Berrien	605
Branch	57
Calhoun	555
Cass	86
Charlevoix	78
Cheboygan	19
Chippewa	6
Clare	23
Clinton	78
Crawford	4
Delta	327
Detroit City	1814
Dickinson	29
Eaton	116
Emmet	53
Genesee	1033
Gladwin	12
Gogebic	8
Grand Traverse	116
Gratiot	24
Hillsdale	232
Houghton	183
Huron	36
Ingham	460
Ionia	171
Iosco	32
Iron	
Isabella	139
Jackson	900
Kalamazoo	789
Kalkaska	17
Kent	4508
Keweenaw	8
Lake	20
Lapeer	130

Leelanau	25
Lenawee	255
Livingston	1724
Luce	8
Mackinac	5
Macomb	3812
Manistee	28
Marquette	51
Mason	108
Mecosta	114
Menominee	61
Midland	60
Missaukee	15
Monroe	456
Montcalm	206
Montmorency	3
Muskegon	738
Newaygo	197
Oakland	5698
Oceana	85
Ogemaw	30
Ontonagon	4
Osceola	58
Oscoda	8
Otsego	30
Ottawa	1560
Presque Isle	5
Roscommon	14
Saginaw	214
Sanilac	79
Schoolcraft	6
Shiawassee	88
St Clair	883
St Joseph	79
Tuscola	208
Van Buren	448
Washtenaw	4559
Wayne	5688
Wexford	53
MDOC*	48
Out-of-State	129
Unknown	
<b>Grand Total</b>	<b>41460</b>

# PUBLIC USE DATASETS

## Cases and Deaths by County

### README

Includes total cases and deaths to date by case status (confirmed or probable) and county. County is based on the county of residence.

Confirmed cases only include individuals who have had a positive diagnostic laboratory test for COVID-19.

Probable cases include individuals who have symptoms consistent with COVID-19 and an epidemiologic link to a confirmed case or a positive serology (antibody) test, but do not have a positive diagnostic laboratory test for COVID-19 and individuals with a positive serology (antibody) test for COVID-19 and an epidemiologic link to a confirmed case.

Confirmed deaths include individuals who meet one or more of the following conditions: 1) Have been identified as a confirmed case and classified as deceased as a result of a case investigation in the Michigan Disease Surveillance System (MDSS). MDSS is the database used by state and local health department to monitor reportable diseases like COVID-19; 2) have been identified as a confirmed case in MDSS had have a death certificate with COVID-19 listed as a cause of death; 3) have been identified as a confirmed case in MDSS and die within 30 days of onset of COVID-19 infection and have a death certificate which classifies their manner death as 'natural'.

Probable deaths include individuals who have COVID indicated as a cause of death on their death certificate but have not had a positive diagnostic laboratory test.

The number of probable cases can change daily based on information obtained through the health department investigation. Probable cases can be re-classified as a confirmed case or determined to not be a case.

### CASES AND DEATHS BY COUNTY 2023-02-21

Updated	COUNTY	ConfirmedCases	ConfirmedDeaths	ProbableCases	ProbableDeaths
2023-02-21 12:00:50	Alcona	1471	69	455	9
2023-02-21 12:00:50	Alger	1287	9	833	10
2023-02-21 12:00:50	Allegan	27484	325	4617	76
2023-02-21 12:00:50	Alpena	4902	136	1616	23
2023-02-21 12:00:50	Antrim	3722	65	1535	11
2023-02-21 12:00:50	Arenac	3386	77	498	9
2023-02-21 12:00:50	Baraga	2147	60	449	2
2023-02-21 12:00:50	Barry	13922	169	2992	23
2023-02-21 12:00:50	Bay	28363	639	3267	48
2023-02-21 12:00:50	Benzie	2946	67	1180	11
2023-02-21 12:00:50	Berrien	36974	631	4968	58
2023-02-21 12:00:50	Branch	11669	194	1778	16
2023-02-21 12:00:50	Calhoun	35654	631	6733	50
2023-02-21 12:00:50	Cass	10694	154	2392	16
2023-02-21 12:00:50	Charlevoix	3573	55	2284	14
2023-02-21 12:00:50	Cheboygan	3943	112	1823	19
2023-02-21 12:00:50	Chippewa	4188	99	6043	21
2023-02-21 12:00:50	Clare	6785	166	1332	16
2023-02-21 12:00:50	Clinton	17032	218	10984	19
2023-02-21 12:00:50	Crawford	2662	34	527	3
2023-02-21 12:00:50	Delta	9109	150	3293	39
2023-02-21 12:00:50	Dickinson	6232	105	3100	25
2023-02-21 12:00:50	Eaton	28357	435	6506	38
2023-02-21 12:00:50	Emmet	5112	91	2481	18
2023-02-21 12:00:50	Genesee	90717	1779	34080	228
2023-02-21 12:00:50	Gladwin	5735	116	1036	19
2023-02-21 12:00:50	Gogebic	3581	44	696	34
2023-02-21 12:00:50	Grand Traverse	16784	233	4708	40
2023-02-21 12:00:50	Gratiot	8512	190	4434	20
2023-02-21 12:00:50	Hillsdale	11192	212	1466	13
2023-02-21 12:00:50	Houghton	8251	96	1241	12
2023-02-21 12:00:50	Huron	7188	140	2542	26
2023-02-21 12:00:50	Ingham	67760	847	16587	60
2023-02-21 12:00:50	Ionia	18634	195	1313	11
2023-02-21 12:00:50	Iosco	4868	153	815	22
2023-02-21 12:00:50	Iron	3163	84	426	17
2023-02-21 12:00:50	Isabella	15015	209	2928	27
2023-02-21 12:00:50	Jackson	42764	598	7411	43
2023-02-21 12:00:50	Kalamazoo	67745	716	7750	96
2023-02-21 12:00:50	Kalkaska	3851	66	640	4
2023-02-21 12:00:50	Kent	180678	1546	20586	289
2023-02-21 12:00:50	Keweenaw	585	15	67	1
2023-02-21 12:00:50	Lake	1951	37	494	5
2023-02-21 12:00:50	Lapeer	20001	442	4258	34
2023-02-21 12:00:50	Leelanau	3177	58	1246	9
2023-02-21 12:00:50	Lenawee	23564	331	7201	33

2023-02-21 12:00:50	Livingston	47262	494	10816	43
2023-02-21 12:00:50	Luce	783	17	885	4
2023-02-21 12:00:50	Mackinac	1945	34	1042	6
2023-02-21 12:00:50	Macomb	268041	4222	31191	365
2023-02-21 12:00:50	Manistee	3535	89	1318	18
2023-02-21 12:00:50	Marquette	14809	147	4362	21
2023-02-21 12:00:50	Mason	7554	112	770	5
2023-02-21 12:00:50	Mecosta	9210	115	1061	12
2023-02-21 12:00:50	Menominee	4911	69	2214	16
2023-02-21 12:00:50	Midland	21326	225	2102	36
2023-02-21 12:00:50	Missaukee	2653	53	919	16
2023-02-21 12:00:50	Monroe	39810	474	8380	62
2023-02-21 12:00:50	Montcalm	15321	228	2581	17
2023-02-21 12:00:50	Montmorency	1445	49	541	4
2023-02-21 12:00:50	Muskegon	45201	666	3339	51
2023-02-21 12:00:50	Newaygo	12316	167	1352	16
2023-02-21 12:00:50	Oakland	335944	4119	47353	413
2023-02-21 12:00:50	Oceana	6992	95	718	10
2023-02-21 12:00:50	Ogemaw	4223	93	846	26
2023-02-21 12:00:50	Ontonagon	1194	42	141	3
2023-02-21 12:00:50	Osceola	4966	90	1016	8
2023-02-21 12:00:50	Oscoda	1370	56	322	5
2023-02-21 12:00:50	Otsego	4890	94	1877	23
2023-02-21 12:00:50	Ottawa	77208	732	10482	192
2023-02-21 12:00:50	Presque Isle	1721	55	659	11
2023-02-21 12:00:50	Roscommon	4096	113	1515	16
2023-02-21 12:00:50	Saginaw	55593	1015	5330	66
2023-02-21 12:00:50	Sanilac	8802	201	1783	23
2023-02-21 12:00:50	Schoolcraft	1406	14	823	5
2023-02-21 12:00:50	Shiawassee	17630	241	4500	25
2023-02-21 12:00:50	St Clair	41872	867	8536	76
2023-02-21 12:00:50	St Joseph	13610	190	2439	48
2023-02-21 12:00:50	Tuscola	12349	286	3313	29
2023-02-21 12:00:50	Van Buren	19066	289	1680	43
2023-02-21 12:00:50	Washtenaw	92028	602	17039	38
2023-02-21 12:00:50	Wayne	330673	4728	28183	470
2023-02-21 12:00:50	Wexford	6412	112	2240	16
2023-02-21 12:00:50	MDOC	27469	172	14991	9
2023-02-21 12:00:50	FCI	324	5	5	0
2023-02-21 12:00:50	Out-of-State	8568	52	743	3
2023-02-21 12:00:50	Unknown	22	0	8	0
2023-02-21 12:00:50	Detroit City	163039	3650	11794	218

# PUBLIC USE DATASETS

## Cases by Demographics Statewide

### README

Includes the total number of confirmed and probable cases and confirmed and probable deaths to date by demographic characteristics

Confirmed cases only include individuals who have had a positive diagnostic laboratory test for COVID-19.

Probable cases include individuals who have symptoms consistent with COVID-19 and an epidemiologic link to a confirmed case or a positive serology (antibody) test, but do not have a positive diagnostic laboratory test for COVID-19 and individuals with a positive serology (antibody) test for COVID-19 and an epidemiologic link to a confirmed case.

Confirmed deaths include individuals who meet one or more of the following conditions: 1) Have been identified as a confirmed case and classified as deceased as a result of a case investigation in the Michigan Disease Surveillance System (MDSS). MDSS is the database used by state and local health department to monitor reportable diseases like COVID-19; 2) have been identified as a confirmed case in MDSS had have a death certificate with COVID-19 listed as a cause of death; 3) have been identified as a confirmed case in MDSS and die within 30 days of onset of COVID-19 infection and have a death certificate which classifies their manner death as 'natural'.

Probable deaths include individuals who have COVID indicated as a cause of death on their death certificate but have not had a positive diagnostic laboratory test.

The number of probable cases can change daily based on information obtained through the health department investigation. Probable cases can be re-classified as a confirmed case or determined to not be a case.

Data is suppressed when the number of cases or deaths in a single category is between one and five to protect the confidentiality of individuals.

### CASES BY DEMOGRAPHICS 2023-02-21

CASE_STATUS	AgeCat	RaceCat	SEX	Cases	Deaths
Confirmed	0-9 years	American Indian/Alaska Native	Female	633	0
Confirmed	10-19 years	American Indian/Alaska Native	Female	1063	0
Confirmed	20-29 years	American Indian/Alaska Native	Female	1612	0
Confirmed	30-39 years	American Indian/Alaska Native	Female	1498	Suppressed
Confirmed	40-49 years	American Indian/Alaska Native	Female	1252	15
Confirmed	50-59 years	American Indian/Alaska Native	Female	1063	31
Confirmed	60-69 years	American Indian/Alaska Native	Female	655	40
Confirmed	70-79 years	American Indian/Alaska Native	Female	329	53
Confirmed	80+ years	American Indian/Alaska Native	Female	166	58
Confirmed	Unknown	American Indian/Alaska Native	Female	Suppressed	0
Confirmed	0-9 years	Asian/Pacific Islander	Female	2081	Suppressed
Confirmed	10-19 years	Asian/Pacific Islander	Female	3576	0
Confirmed	20-29 years	Asian/Pacific Islander	Female	6238	Suppressed
Confirmed	30-39 years	Asian/Pacific Islander	Female	5366	7
Confirmed	40-49 years	Asian/Pacific Islander	Female	4370	10
Confirmed	50-59 years	Asian/Pacific Islander	Female	3131	18
Confirmed	60-69 years	Asian/Pacific Islander	Female	1563	21
Confirmed	70-79 years	Asian/Pacific Islander	Female	812	43
Confirmed	80+ years	Asian/Pacific Islander	Female	436	65
Confirmed	Unknown	Asian/Pacific Islander	Female	Suppressed	0
Confirmed	0-9 years	Black/African American	Female	12374	Suppressed
Confirmed	10-19 years	Black/African American	Female	19499	6
Confirmed	20-29 years	Black/African American	Female	35255	37
Confirmed	30-39 years	Black/African American	Female	33724	81
Confirmed	40-49 years	Black/African American	Female	25399	161
Confirmed	50-59 years	Black/African American	Female	21674	402
Confirmed	60-69 years	Black/African American	Female	15848	797
Confirmed	70-79 years	Black/African American	Female	8327	907
Confirmed	80+ years	Black/African American	Female	4791	1100
Confirmed	Unknown	Black/African American	Female	37	0
Confirmed	0-9 years	Multiple Races	Female	1715	0
Confirmed	10-19 years	Multiple Races	Female	3655	Suppressed
Confirmed	20-29 years	Multiple Races	Female	4317	0
Confirmed	30-39 years	Multiple Races	Female	3177	Suppressed
Confirmed	40-49 years	Multiple Races	Female	2947	10
Confirmed	50-59 years	Multiple Races	Female	2992	13
Confirmed	60-69 years	Multiple Races	Female	2278	19
Confirmed	70-79 years	Multiple Races	Female	1270	46
Confirmed	80+ years	Multiple Races	Female	750	82
Confirmed	Unknown	Multiple Races	Female	14	0
Confirmed	0-9 years	Other	Female	7527	Suppressed
Confirmed	10-19 years	Other	Female	10816	Suppressed
Confirmed	20-29 years	Other	Female	14953	Suppressed
Confirmed	30-39 years	Other	Female	12634	11
Confirmed	40-49 years	Other	Female	10798	20
Confirmed	50-59 years	Other	Female	8800	37
Confirmed	60-69 years	Other	Female	5886	78

Confirmed	70-79 years	Other	Female	2941	78
Confirmed	80+ years	Other	Female	1676	125
Confirmed	Unknown	Other	Female	35	0
Confirmed	0-9 years	Refused	Female	0	0
Confirmed	10-19 years	Refused	Female	0	0
Confirmed	20-29 years	Refused	Female	0	0
Confirmed	30-39 years	Refused	Female	0	0
Confirmed	40-49 years	Refused	Female	0	0
Confirmed	50-59 years	Refused	Female	0	0
Confirmed	60-69 years	Refused	Female	0	0
Confirmed	70-79 years	Refused	Female	0	0
Confirmed	80+ years	Refused	Female	0	0
Confirmed	Unknown	Refused	Female	0	0
Confirmed	0-9 years	Unknown	Female	17539	0
Confirmed	10-19 years	Unknown	Female	33883	0
Confirmed	20-29 years	Unknown	Female	51372	Suppressed
Confirmed	30-39 years	Unknown	Female	48152	Suppressed
Confirmed	40-49 years	Unknown	Female	43974	8
Confirmed	50-59 years	Unknown	Female	41665	10
Confirmed	60-69 years	Unknown	Female	26669	29
Confirmed	70-79 years	Unknown	Female	12809	35
Confirmed	80+ years	Unknown	Female	7063	104
Confirmed	Unknown	Unknown	Female	301	0
Confirmed	0-9 years	White	Female	42473	6
Confirmed	10-19 years	White	Female	83998	9
Confirmed	20-29 years	White	Female	137806	52
Confirmed	30-39 years	White	Female	128901	130
Confirmed	40-49 years	White	Female	110311	290
Confirmed	50-59 years	White	Female	111862	827
Confirmed	60-69 years	White	Female	90654	1951
Confirmed	70-79 years	White	Female	55525	3022
Confirmed	80+ years	White	Female	39425	6487
Confirmed	Unknown	White	Female	234	0
Confirmed	0-9 years	American Indian/Alaska Native	Male	606	0
Confirmed	10-19 years	American Indian/Alaska Native	Male	1002	0
Confirmed	20-29 years	American Indian/Alaska Native	Male	1176	Suppressed
Confirmed	30-39 years	American Indian/Alaska Native	Male	1011	6
Confirmed	40-49 years	American Indian/Alaska Native	Male	911	10
Confirmed	50-59 years	American Indian/Alaska Native	Male	792	26
Confirmed	60-69 years	American Indian/Alaska Native	Male	586	84
Confirmed	70-79 years	American Indian/Alaska Native	Male	289	51
Confirmed	80+ years	American Indian/Alaska Native	Male	113	33
Confirmed	Unknown	American Indian/Alaska Native	Male	Suppressed	0
Confirmed	0-9 years	Asian/Pacific Islander	Male	2378	Suppressed
Confirmed	10-19 years	Asian/Pacific Islander	Male	3172	Suppressed
Confirmed	20-29 years	Asian/Pacific Islander	Male	5647	Suppressed
Confirmed	30-39 years	Asian/Pacific Islander	Male	4779	8
Confirmed	40-49 years	Asian/Pacific Islander	Male	3495	14
Confirmed	50-59 years	Asian/Pacific Islander	Male	2767	16
Confirmed	60-69 years	Asian/Pacific Islander	Male	1662	54



Confirmed	70-79 years	Asian/Pacific Islander	Male	784	74
Confirmed	80+ years	Asian/Pacific Islander	Male	367	76
Confirmed	Unknown	Asian/Pacific Islander	Male	Suppressed	0
Confirmed	0-9 years	Black/African American	Male	13406	Suppressed
Confirmed	10-19 years	Black/African American	Male	16743	Suppressed
Confirmed	20-29 years	Black/African American	Male	24805	39
Confirmed	30-39 years	Black/African American	Male	24190	98
Confirmed	40-49 years	Black/African American	Male	19235	254
Confirmed	50-59 years	Black/African American	Male	17787	529
Confirmed	60-69 years	Black/African American	Male	12951	897
Confirmed	70-79 years	Black/African American	Male	6599	1005
Confirmed	80+ years	Black/African American	Male	2767	751
Confirmed	Unknown	Black/African American	Male	20	0
Confirmed	0-9 years	Multiple Races	Male	1892	Suppressed
Confirmed	10-19 years	Multiple Races	Male	3453	Suppressed
Confirmed	20-29 years	Multiple Races	Male	3563	Suppressed
Confirmed	30-39 years	Multiple Races	Male	2636	Suppressed
Confirmed	40-49 years	Multiple Races	Male	2393	11
Confirmed	50-59 years	Multiple Races	Male	2381	17
Confirmed	60-69 years	Multiple Races	Male	2059	54
Confirmed	70-79 years	Multiple Races	Male	1211	58
Confirmed	80+ years	Multiple Races	Male	493	78
Confirmed	Unknown	Multiple Races	Male	16	0
Confirmed	0-9 years	Other	Male	8163	Suppressed
Confirmed	10-19 years	Other	Male	10107	Suppressed
Confirmed	20-29 years	Other	Male	13672	Suppressed
Confirmed	30-39 years	Other	Male	12037	11
Confirmed	40-49 years	Other	Male	10422	48
Confirmed	50-59 years	Other	Male	8936	73
Confirmed	60-69 years	Other	Male	5668	148
Confirmed	70-79 years	Other	Male	2690	118
Confirmed	80+ years	Other	Male	1186	120
Confirmed	Unknown	Other	Male	33	0
Confirmed	0-9 years	Refused	Male	0	0
Confirmed	10-19 years	Refused	Male	0	0
Confirmed	20-29 years	Refused	Male	0	0
Confirmed	30-39 years	Refused	Male	0	0
Confirmed	40-49 years	Refused	Male	0	0
Confirmed	50-59 years	Refused	Male	0	0
Confirmed	60-69 years	Refused	Male	0	0
Confirmed	70-79 years	Refused	Male	0	0
Confirmed	80+ years	Refused	Male	0	0
Confirmed	Unknown	Refused	Male	0	0
Confirmed	0-9 years	Unknown	Male	18286	0
Confirmed	10-19 years	Unknown	Male	31599	Suppressed
Confirmed	20-29 years	Unknown	Male	48696	Suppressed
Confirmed	30-39 years	Unknown	Male	45430	10
Confirmed	40-49 years	Unknown	Male	39073	17
Confirmed	50-59 years	Unknown	Male	38698	28
Confirmed	60-69 years	Unknown	Male	24342	39

Confirmed	70-79 years	Unknown	Male	10606	50
Confirmed	80+ years	Unknown	Male	4744	67
Confirmed	Unknown	Unknown	Male	308	0
Confirmed	0-9 years	White	Male	46134	Suppressed
Confirmed	10-19 years	White	Male	76210	7
Confirmed	20-29 years	White	Male	104525	68
Confirmed	30-39 years	White	Male	99149	191
Confirmed	40-49 years	White	Male	87709	467
Confirmed	50-59 years	White	Male	97210	1364
Confirmed	60-69 years	White	Male	83870	2935
Confirmed	70-79 years	White	Male	52924	4434
Confirmed	80+ years	White	Male	30013	6037
Confirmed	Unknown	White	Male	162	0
Confirmed	0-9 years	American Indian/Alaska Native	Unknown	8	0
Confirmed	10-19 years	American Indian/Alaska Native	Unknown	15	0
Confirmed	20-29 years	American Indian/Alaska Native	Unknown	12	0
Confirmed	30-39 years	American Indian/Alaska Native	Unknown	12	0
Confirmed	40-49 years	American Indian/Alaska Native	Unknown	Suppressed	0
Confirmed	50-59 years	American Indian/Alaska Native	Unknown	7	0
Confirmed	60-69 years	American Indian/Alaska Native	Unknown	Suppressed	0
Confirmed	70-79 years	American Indian/Alaska Native	Unknown	Suppressed	0
Confirmed	80+ years	American Indian/Alaska Native	Unknown	0	0
Confirmed	Unknown	American Indian/Alaska Native	Unknown	0	0
Confirmed	0-9 years	Asian/Pacific Islander	Unknown	6	0
Confirmed	10-19 years	Asian/Pacific Islander	Unknown	17	0
Confirmed	20-29 years	Asian/Pacific Islander	Unknown	33	0
Confirmed	30-39 years	Asian/Pacific Islander	Unknown	13	0
Confirmed	40-49 years	Asian/Pacific Islander	Unknown	12	0
Confirmed	50-59 years	Asian/Pacific Islander	Unknown	11	0
Confirmed	60-69 years	Asian/Pacific Islander	Unknown	Suppressed	0
Confirmed	70-79 years	Asian/Pacific Islander	Unknown	Suppressed	0
Confirmed	80+ years	Asian/Pacific Islander	Unknown	0	0
Confirmed	Unknown	Asian/Pacific Islander	Unknown	Suppressed	0
Confirmed	0-9 years	Black/African American	Unknown	27	0
Confirmed	10-19 years	Black/African American	Unknown	51	0
Confirmed	20-29 years	Black/African American	Unknown	159	0
Confirmed	30-39 years	Black/African American	Unknown	157	0
Confirmed	40-49 years	Black/African American	Unknown	169	0
Confirmed	50-59 years	Black/African American	Unknown	142	0
Confirmed	60-69 years	Black/African American	Unknown	75	0
Confirmed	70-79 years	Black/African American	Unknown	22	0
Confirmed	80+ years	Black/African American	Unknown	10	0
Confirmed	Unknown	Black/African American	Unknown	Suppressed	0
Confirmed	0-9 years	Multiple Races	Unknown	25	0
Confirmed	10-19 years	Multiple Races	Unknown	37	0
Confirmed	20-29 years	Multiple Races	Unknown	36	0
Confirmed	30-39 years	Multiple Races	Unknown	28	0
Confirmed	40-49 years	Multiple Races	Unknown	36	0
Confirmed	50-59 years	Multiple Races	Unknown	11	0
Confirmed	60-69 years	Multiple Races	Unknown	26	0

Confirmed	70-79 years	Multiple Races	Unknown	11	0
Confirmed	80+ years	Multiple Races	Unknown	Suppressed	0
Confirmed	Unknown	Multiple Races	Unknown	Suppressed	0
Confirmed	0-9 years	Other	Unknown	139	0
Confirmed	10-19 years	Other	Unknown	260	0
Confirmed	20-29 years	Other	Unknown	416	0
Confirmed	30-39 years	Other	Unknown	438	0
Confirmed	40-49 years	Other	Unknown	400	0
Confirmed	50-59 years	Other	Unknown	248	0
Confirmed	60-69 years	Other	Unknown	169	0
Confirmed	70-79 years	Other	Unknown	63	0
Confirmed	80+ years	Other	Unknown	26	0
Confirmed	Unknown	Other	Unknown	29	0
Probable	0-9 years	American Indian/Alaska Native	Female	260	0
Probable	10-19 years	American Indian/Alaska Native	Female	475	0
Probable	20-29 years	American Indian/Alaska Native	Female	427	0
Probable	30-39 years	American Indian/Alaska Native	Female	427	0
Probable	40-49 years	American Indian/Alaska Native	Female	329	0
Probable	50-59 years	American Indian/Alaska Native	Female	281	0
Probable	60-69 years	American Indian/Alaska Native	Female	154	Suppressed
Probable	70-79 years	American Indian/Alaska Native	Female	64	6
Probable	80+ years	American Indian/Alaska Native	Female	28	12
Probable	Unknown	American Indian/Alaska Native	Female	7	0
Probable	0-9 years	Asian/Pacific Islander	Female	299	0
Probable	10-19 years	Asian/Pacific Islander	Female	487	0
Probable	20-29 years	Asian/Pacific Islander	Female	675	0
Probable	30-39 years	Asian/Pacific Islander	Female	541	0
Probable	40-49 years	Asian/Pacific Islander	Female	500	0
Probable	50-59 years	Asian/Pacific Islander	Female	385	Suppressed
Probable	60-69 years	Asian/Pacific Islander	Female	190	Suppressed
Probable	70-79 years	Asian/Pacific Islander	Female	75	Suppressed
Probable	80+ years	Asian/Pacific Islander	Female	50	7
Probable	Unknown	Asian/Pacific Islander	Female	14	0
Probable	0-9 years	Black/African American	Female	1296	Suppressed
Probable	10-19 years	Black/African American	Female	2464	Suppressed
Probable	20-29 years	Black/African American	Female	4063	Suppressed
Probable	30-39 years	Black/African American	Female	3589	8
Probable	40-49 years	Black/African American	Female	2695	16
Probable	50-59 years	Black/African American	Female	2160	27
Probable	60-69 years	Black/African American	Female	1329	49
Probable	70-79 years	Black/African American	Female	606	40
Probable	80+ years	Black/African American	Female	361	66
Probable	Unknown	Black/African American	Female	54	Suppressed
Probable	0-9 years	Multiple Races	Female	384	0
Probable	10-19 years	Multiple Races	Female	702	0
Probable	20-29 years	Multiple Races	Female	497	0
Probable	30-39 years	Multiple Races	Female	362	0
Probable	40-49 years	Multiple Races	Female	337	0
Probable	50-59 years	Multiple Races	Female	316	Suppressed
Probable	60-69 years	Multiple Races	Female	249	Suppressed

Probable	70-79 years	Multiple Races	Female	123	Suppressed
Probable	80+ years	Multiple Races	Female	95	13
Probable	Unknown	Multiple Races	Female	77	0
Probable	0-9 years	Other	Female	421	0
Probable	10-19 years	Other	Female	849	0
Probable	20-29 years	Other	Female	1102	Suppressed
Probable	30-39 years	Other	Female	920	0
Probable	40-49 years	Other	Female	749	Suppressed
Probable	50-59 years	Other	Female	610	7
Probable	60-69 years	Other	Female	320	Suppressed
Probable	70-79 years	Other	Female	154	Suppressed
Probable	80+ years	Other	Female	90	Suppressed
Probable	Unknown	Other	Female	38	0
Probable	0-9 years	Refused	Female	0	0
Probable	10-19 years	Refused	Female	0	0
Probable	20-29 years	Refused	Female	0	0
Probable	30-39 years	Refused	Female	0	0
Probable	40-49 years	Refused	Female	0	0
Probable	50-59 years	Refused	Female	0	0
Probable	60-69 years	Refused	Female	0	0
Probable	70-79 years	Refused	Female	0	0
Probable	80+ years	Refused	Female	0	0
Probable	Unknown	Refused	Female	0	0
Probable	0-9 years	Unknown	Female	5170	Suppressed
Probable	10-19 years	Unknown	Female	9588	0
Probable	20-29 years	Unknown	Female	10000	0
Probable	30-39 years	Unknown	Female	8996	Suppressed
Probable	40-49 years	Unknown	Female	8267	0
Probable	50-59 years	Unknown	Female	7982	Suppressed
Probable	60-69 years	Unknown	Female	5223	7
Probable	70-79 years	Unknown	Female	2749	Suppressed
Probable	80+ years	Unknown	Female	2125	20
Probable	Unknown	Unknown	Female	2366	Suppressed
Probable	0-9 years	White	Female	8909	0
Probable	10-19 years	White	Female	18238	Suppressed
Probable	20-29 years	White	Female	19738	7
Probable	30-39 years	White	Female	18563	11
Probable	40-49 years	White	Female	16635	36
Probable	50-59 years	White	Female	16253	111
Probable	60-69 years	White	Female	11967	176
Probable	70-79 years	White	Female	7327	290
Probable	80+ years	White	Female	8008	1117
Probable	Unknown	White	Female	736	Suppressed
Probable	0-9 years	American Indian/Alaska Native	Male	263	0
Probable	10-19 years	American Indian/Alaska Native	Male	477	0
Probable	20-29 years	American Indian/Alaska Native	Male	352	0
Probable	30-39 years	American Indian/Alaska Native	Male	327	0
Probable	40-49 years	American Indian/Alaska Native	Male	263	Suppressed
Probable	50-59 years	American Indian/Alaska Native	Male	211	Suppressed
Probable	60-69 years	American Indian/Alaska Native	Male	115	6

Probable	70-79 years	American Indian/Alaska Native	Male	50	9
Probable	80+ years	American Indian/Alaska Native	Male	27	7
Probable	Unknown	American Indian/Alaska Native	Male	Suppressed	0
Probable	0-9 years	Asian/Pacific Islander	Male	343	0
Probable	10-19 years	Asian/Pacific Islander	Male	531	0
Probable	20-29 years	Asian/Pacific Islander	Male	597	0
Probable	30-39 years	Asian/Pacific Islander	Male	547	Suppressed
Probable	40-49 years	Asian/Pacific Islander	Male	358	0
Probable	50-59 years	Asian/Pacific Islander	Male	297	7
Probable	60-69 years	Asian/Pacific Islander	Male	134	6
Probable	70-79 years	Asian/Pacific Islander	Male	70	Suppressed
Probable	80+ years	Asian/Pacific Islander	Male	32	6
Probable	Unknown	Asian/Pacific Islander	Male	9	0
Probable	0-9 years	Black/African American	Male	1310	0
Probable	10-19 years	Black/African American	Male	2246	Suppressed
Probable	20-29 years	Black/African American	Male	4001	Suppressed
Probable	30-39 years	Black/African American	Male	3949	8
Probable	40-49 years	Black/African American	Male	2746	21
Probable	50-59 years	Black/African American	Male	2243	47
Probable	60-69 years	Black/African American	Male	1272	53
Probable	70-79 years	Black/African American	Male	549	55
Probable	80+ years	Black/African American	Male	199	45
Probable	Unknown	Black/African American	Male	50	0
Probable	0-9 years	Multiple Races	Male	384	0
Probable	10-19 years	Multiple Races	Male	693	0
Probable	20-29 years	Multiple Races	Male	381	Suppressed
Probable	30-39 years	Multiple Races	Male	313	Suppressed
Probable	40-49 years	Multiple Races	Male	279	Suppressed
Probable	50-59 years	Multiple Races	Male	249	0
Probable	60-69 years	Multiple Races	Male	196	Suppressed
Probable	70-79 years	Multiple Races	Male	114	Suppressed
Probable	80+ years	Multiple Races	Male	58	8
Probable	Unknown	Multiple Races	Male	69	0
Probable	0-9 years	Other	Male	486	0
Probable	10-19 years	Other	Male	890	0
Probable	20-29 years	Other	Male	1043	0
Probable	30-39 years	Other	Male	884	0
Probable	40-49 years	Other	Male	730	6
Probable	50-59 years	Other	Male	547	Suppressed
Probable	60-69 years	Other	Male	319	8
Probable	70-79 years	Other	Male	151	6
Probable	80+ years	Other	Male	66	9
Probable	Unknown	Other	Male	32	0
Probable	0-9 years	Refused	Male	0	0
Probable	10-19 years	Refused	Male	0	0
Probable	20-29 years	Refused	Male	0	0
Probable	30-39 years	Refused	Male	0	0
Probable	40-49 years	Refused	Male	0	0
Probable	50-59 years	Refused	Male	0	0
Probable	60-69 years	Refused	Male	0	0

Probable	70-79 years	Refused	Male	0	0
Probable	80+ years	Refused	Male	0	0
Probable	Unknown	Refused	Male	0	0
Probable	0-9 years	Unknown	Male	5377	0
Probable	10-19 years	Unknown	Male	9250	0
Probable	20-29 years	Unknown	Male	9308	Suppressed
Probable	30-39 years	Unknown	Male	8299	Suppressed
Probable	40-49 years	Unknown	Male	7314	Suppressed
Probable	50-59 years	Unknown	Male	6976	Suppressed
Probable	60-69 years	Unknown	Male	4541	11
Probable	70-79 years	Unknown	Male	2286	Suppressed
Probable	80+ years	Unknown	Male	1199	25
Probable	Unknown	Unknown	Male	1994	0
Probable	0-9 years	White	Male	9353	Suppressed
Probable	10-19 years	White	Male	17300	Suppressed
Probable	20-29 years	White	Male	15230	8
Probable	30-39 years	White	Male	15087	23
Probable	40-49 years	White	Male	12949	61
Probable	50-59 years	White	Male	13140	121
Probable	60-69 years	White	Male	9985	285
Probable	70-79 years	White	Male	6072	389
Probable	80+ years	White	Male	4299	721
Probable	Unknown	White	Male	629	0
Probable	0-9 years	American Indian/Alaska Native	Unknown	Suppressed	0
Probable	10-19 years	American Indian/Alaska Native	Unknown	Suppressed	0
Probable	20-29 years	American Indian/Alaska Native	Unknown	Suppressed	0
Probable	30-39 years	American Indian/Alaska Native	Unknown	Suppressed	0
Probable	40-49 years	American Indian/Alaska Native	Unknown	Suppressed	0
Probable	50-59 years	American Indian/Alaska Native	Unknown	Suppressed	0
Probable	60-69 years	American Indian/Alaska Native	Unknown	Suppressed	0
Probable	70-79 years	American Indian/Alaska Native	Unknown	Suppressed	0
Probable	80+ years	American Indian/Alaska Native	Unknown	0	0
Probable	Unknown	American Indian/Alaska Native	Unknown	Suppressed	0
Probable	0-9 years	Asian/Pacific Islander	Unknown	7	0
Probable	10-19 years	Asian/Pacific Islander	Unknown	14	0
Probable	20-29 years	Asian/Pacific Islander	Unknown	13	0
Probable	30-39 years	Asian/Pacific Islander	Unknown	11	0
Probable	40-49 years	Asian/Pacific Islander	Unknown	Suppressed	0
Probable	50-59 years	Asian/Pacific Islander	Unknown	7	0
Probable	60-69 years	Asian/Pacific Islander	Unknown	Suppressed	0
Probable	70-79 years	Asian/Pacific Islander	Unknown	0	0
Probable	80+ years	Asian/Pacific Islander	Unknown	0	0
Probable	Unknown	Asian/Pacific Islander	Unknown	Suppressed	0
Probable	0-9 years	Black/African American	Unknown	29	0
Probable	10-19 years	Black/African American	Unknown	68	0
Probable	20-29 years	Black/African American	Unknown	64	0
Probable	30-39 years	Black/African American	Unknown	49	0
Probable	40-49 years	Black/African American	Unknown	44	0
Probable	50-59 years	Black/African American	Unknown	39	0
Probable	60-69 years	Black/African American	Unknown	25	0

Probable	70-79 years	Black/African American	Unknown	13	0
Probable	80+ years	Black/African American	Unknown	Suppressed	0
Probable	Unknown	Black/African American	Unknown	11	0
Probable	0-9 years	Multiple Races	Unknown	29	0
Probable	10-19 years	Multiple Races	Unknown	61	0
Probable	20-29 years	Multiple Races	Unknown	34	0
Probable	30-39 years	Multiple Races	Unknown	28	0
Probable	40-49 years	Multiple Races	Unknown	27	0
Probable	50-59 years	Multiple Races	Unknown	19	0
Probable	60-69 years	Multiple Races	Unknown	14	0
Probable	70-79 years	Multiple Races	Unknown	Suppressed	0
Probable	80+ years	Multiple Races	Unknown	Suppressed	0
Probable	Unknown	Multiple Races	Unknown	22	0
Probable	0-9 years	Other	Unknown	74	0
Probable	10-19 years	Other	Unknown	202	0
Probable	20-29 years	Other	Unknown	258	0
Probable	30-39 years	Other	Unknown	342	0
Probable	40-49 years	Other	Unknown	231	0
Probable	50-59 years	Other	Unknown	194	0
Probable	60-69 years	Other	Unknown	126	0
Probable	70-79 years	Other	Unknown	36	0
Probable	80+ years	Other	Unknown	14	0
Probable	Unknown	Other	Unknown	15	0
Confirmed	0-9 years	Refused	Unknown	0	0
Probable	0-9 years	Refused	Unknown	0	0
Confirmed	10-19 years	Refused	Unknown	0	0
Probable	10-19 years	Refused	Unknown	0	0
Confirmed	20-29 years	Refused	Unknown	0	0
Probable	20-29 years	Refused	Unknown	0	0
Confirmed	30-39 years	Refused	Unknown	0	0
Probable	30-39 years	Refused	Unknown	0	0
Confirmed	40-49 years	Refused	Unknown	0	0
Probable	40-49 years	Refused	Unknown	0	0
Confirmed	50-59 years	Refused	Unknown	0	0
Probable	50-59 years	Refused	Unknown	0	0
Confirmed	60-69 years	Refused	Unknown	0	0
Probable	60-69 years	Refused	Unknown	0	0
Confirmed	70-79 years	Refused	Unknown	0	0
Probable	70-79 years	Refused	Unknown	0	0
Confirmed	80+ years	Refused	Unknown	0	0
Probable	80+ years	Refused	Unknown	0	0
Confirmed	Unknown	Refused	Unknown	0	0
Probable	Unknown	Refused	Unknown	0	0
Confirmed	0-9 years	Unknown	Unknown	731	0
Probable	0-9 years	Unknown	Unknown	1675	0
Confirmed	10-19 years	Unknown	Unknown	1398	0
Probable	10-19 years	Unknown	Unknown	2930	0
Confirmed	20-29 years	Unknown	Unknown	1755	0
Probable	20-29 years	Unknown	Unknown	2337	0
Confirmed	30-39 years	Unknown	Unknown	1473	0

Probable	30-39 years	Unknown	Unknown	2092	0
Confirmed	40-49 years	Unknown	Unknown	1366	0
Probable	40-49 years	Unknown	Unknown	2026	0
Confirmed	50-59 years	Unknown	Unknown	1211	0
Probable	50-59 years	Unknown	Unknown	1668	0
Confirmed	60-69 years	Unknown	Unknown	701	0
Probable	60-69 years	Unknown	Unknown	1058	0
Confirmed	70-79 years	Unknown	Unknown	329	Suppressed
Probable	70-79 years	Unknown	Unknown	547	0
Confirmed	80+ years	Unknown	Unknown	194	Suppressed
Probable	80+ years	Unknown	Unknown	503	Suppressed
Confirmed	Unknown	Unknown	Unknown	244	Suppressed
Probable	Unknown	Unknown	Unknown	2435	0
Confirmed	0-9 years	White	Unknown	141	0
Probable	0-9 years	White	Unknown	213	0
Confirmed	10-19 years	White	Unknown	418	0
Probable	10-19 years	White	Unknown	421	0
Confirmed	20-29 years	White	Unknown	597	0
Probable	20-29 years	White	Unknown	241	0
Confirmed	30-39 years	White	Unknown	456	0
Probable	30-39 years	White	Unknown	279	0
Confirmed	40-49 years	White	Unknown	395	0
Probable	40-49 years	White	Unknown	224	0
Confirmed	50-59 years	White	Unknown	331	0
Probable	50-59 years	White	Unknown	190	0
Confirmed	60-69 years	White	Unknown	281	0
Probable	60-69 years	White	Unknown	103	0
Confirmed	70-79 years	White	Unknown	126	0
Probable	70-79 years	White	Unknown	62	Suppressed
Confirmed	80+ years	White	Unknown	63	0
Probable	80+ years	White	Unknown	24	Suppressed
Confirmed	Unknown	White	Unknown	7	0
Probable	Unknown	White	Unknown	66	0



# PUBLIC USE DATASETS

## COVID-19 Tests by County

### **README**

Data includes tests by type (diagnostic, serology or total combined) by county.

Diagnostic tests are used to find current infection and look for genes or proteins from the severe acute respiratory syndrome coronavirus 2 (SARS-CoV-2), the virus that causes COVID-19. These tests, which are performed as nasal swabs, include: Nucleic acid amplification test/real-time polymerase chain reaction (NAAT/RT-PCR) test and rapid virus antigen detection point of care (POC) tests.

Serology tests are used to look for the possibility of previous infection. Serology tests look for antibodies to SARS-CoV-2 in the blood. There are currently two types of serology tests: the enzyme-linked immunosorbent assay (ELISA) test and the rapid antibody detection POC test. Serology tests do not diagnose disease and do not guarantee immunity, but might provide information about previous infection.

Correctional includes state and federal prisons and county and city detection facilities.

Testing data represents total tests performed, not individuals tested. A single individual may have more than one test completed.

### COVID-19 TESTS BY COUNTY 2023-01-21

Updated	COUNTY	TestType	Count	RatePerMillion
2023-02-21 12:01:02	Alcona	Diagnostic	17486	1680538
2023-02-21 12:01:02	Alcona	Serology	287	27583
2023-02-21 12:01:02	Alcona	Total	17773	1708121
2023-02-21 12:01:02	Alger	Diagnostic	12283	1348595
2023-02-21 12:01:02	Alger	Serology	653	71695
2023-02-21 12:01:02	Alger	Total	12936	1420290
2023-02-21 12:01:02	Allegan	Serology	4363	36949
2023-02-21 12:01:02	Allegan	Diagnostic	218310	1848816
2023-02-21 12:01:02	Allegan	Total	222673	1885765
2023-02-21 12:01:02	Alpena	Diagnostic	56058	1973526
2023-02-21 12:01:02	Alpena	Serology	1017	35804
2023-02-21 12:01:02	Alpena	Total	57075	2009329
2023-02-21 12:01:02	Antrim	Diagnostic	42090	1804579
2023-02-21 12:01:02	Antrim	Serology	1065	45661
2023-02-21 12:01:02	Antrim	Total	43155	1850240
2023-02-21 12:01:02	Arenac	Diagnostic	38591	2592958
2023-02-21 12:01:02	Arenac	Serology	652	43808
2023-02-21 12:01:02	Arenac	Total	39243	2636767
2023-02-21 12:01:02	Baraga	Diagnostic	15024	1830186
2023-02-21 12:01:02	Baraga	Serology	76	9258
2023-02-21 12:01:02	Baraga	Total	15100	1839445
2023-02-21 12:01:02	Barry	Diagnostic	105610	1715841
2023-02-21 12:01:02	Barry	Serology	2950	47929
2023-02-21 12:01:02	Barry	Total	108560	1763769
2023-02-21 12:01:02	Bay	Serology	8369	81153
2023-02-21 12:01:02	Bay	Diagnostic	249617	2420505
2023-02-21 12:01:02	Bay	Total	257986	2501658
2023-02-21 12:01:02	Benzie	Diagnostic	25633	1442812
2023-02-21 12:01:02	Benzie	Serology	903	50827
2023-02-21 12:01:02	Benzie	Total	26536	1493640
2023-02-21 12:01:02	Berrien	Serology	8738	56962
2023-02-21 12:01:02	Berrien	Diagnostic	400168	2608640
2023-02-21 12:01:02	Berrien	Total	408906	2665602
2023-02-21 12:01:02	Branch	Diagnostic	91670	2106533
2023-02-21 12:01:02	Branch	Serology	1024	23531
2023-02-21 12:01:02	Branch	Total	92694	2130064
2023-02-21 12:01:02	Calhoun	Diagnostic	387241	2886433
2023-02-21 12:01:02	Calhoun	Serology	2462	18351
2023-02-21 12:01:02	Calhoun	Total	389703	2904785
2023-02-21 12:01:02	Cass	Serology	1147	22148
2023-02-21 12:01:02	Cass	Diagnostic	70935	1369745
2023-02-21 12:01:02	Cass	Total	72082	1391894
2023-02-21 12:01:02	Charlevoix	Diagnostic	45512	1740887
2023-02-21 12:01:02	Charlevoix	Serology	1362	52098
2023-02-21 12:01:02	Charlevoix	Total	46874	1792985
2023-02-21 12:01:02	Cheboygan	Serology	826	32679
2023-02-21 12:01:02	Cheboygan	Diagnostic	36444	1441842

2023-02-21 12:01:02	Cheboygan	Total	37270	1474521
2023-02-21 12:01:02	Chippewa	Diagnostic	63776	1707569
2023-02-21 12:01:02	Chippewa	Serology	589	15770
2023-02-21 12:01:02	Chippewa	Total	64365	1723339
2023-02-21 12:01:02	Clare	Diagnostic	64086	2070630
2023-02-21 12:01:02	Clare	Serology	1641	53021
2023-02-21 12:01:02	Clare	Total	65727	2123651
2023-02-21 12:01:02	Clinton	Diagnostic	113120	1421195
2023-02-21 12:01:02	Clinton	Serology	5853	73535
2023-02-21 12:01:02	Clinton	Total	118973	1494730
2023-02-21 12:01:02	Correctional	Diagnostic	1081243	
2023-02-21 12:01:02	Correctional	Serology	35970	
2023-02-21 12:01:02	Correctional	Total	1117213	
2023-02-21 12:01:02	Crawford	Diagnostic	23221	1655214
2023-02-21 12:01:02	Crawford	Serology	498	35498
2023-02-21 12:01:02	Crawford	Total	23719	1690712
2023-02-21 12:01:02	Delta	Diagnostic	81659	2281998
2023-02-21 12:01:02	Delta	Serology	1287	35966
2023-02-21 12:01:02	Delta	Total	82946	2317963
2023-02-21 12:01:02	Detroit City	Serology	37023	56976
2023-02-21 12:01:02	Detroit City	Diagnostic	2509945	3862619
2023-02-21 12:01:02	Detroit City	Total	2546968	3919594
2023-02-21 12:01:02	Dickinson	Diagnostic	46148	1828440
2023-02-21 12:01:02	Dickinson	Serology	252	9985
2023-02-21 12:01:02	Dickinson	Total	46400	1838425
2023-02-21 12:01:02	Eaton	Diagnostic	258896	2347880
2023-02-21 12:01:02	Eaton	Serology	8619	78164
2023-02-21 12:01:02	Eaton	Total	267515	2426044
2023-02-21 12:01:02	Emmet	Serology	2015	60302
2023-02-21 12:01:02	Emmet	Diagnostic	63339	1895526
2023-02-21 12:01:02	Emmet	Total	65354	1955828
2023-02-21 12:01:02	Genesee	Serology	27510	67790
2023-02-21 12:01:02	Genesee	Diagnostic	819453	2019287
2023-02-21 12:01:02	Genesee	Total	846963	2087077
2023-02-21 12:01:02	Gladwin	Serology	1404	55169
2023-02-21 12:01:02	Gladwin	Diagnostic	53614	2106723
2023-02-21 12:01:02	Gladwin	Total	55018	2161892
2023-02-21 12:01:02	Gogebic	Diagnostic	37842	2707835
2023-02-21 12:01:02	Gogebic	Serology	302	21610
2023-02-21 12:01:02	Gogebic	Total	38144	2729445
2023-02-21 12:01:02	Grand Traverse	Diagnostic	176151	1892306
2023-02-21 12:01:02	Grand Traverse	Serology	8025	86209
2023-02-21 12:01:02	Grand Traverse	Total	184176	1978515
2023-02-21 12:01:02	Gratiot	Diagnostic	112111	2753826
2023-02-21 12:01:02	Gratiot	Serology	1531	37607
2023-02-21 12:01:02	Gratiot	Total	113642	2791432
2023-02-21 12:01:02	Hillsdale	Serology	1777	38965
2023-02-21 12:01:02	Hillsdale	Diagnostic	90023	1973972
2023-02-21 12:01:02	Hillsdale	Total	91800	2012937
2023-02-21 12:01:02	Houghton	Diagnostic	90311	2530854

2023-02-21 12:01:02	Houghton	Serology	368	10313
2023-02-21 12:01:02	Houghton	Total	90679	2541167
2023-02-21 12:01:02	Huron	Diagnostic	56754	1831897
2023-02-21 12:01:02	Huron	Serology	1695	54711
2023-02-21 12:01:02	Huron	Total	58449	1886608
2023-02-21 12:01:02	Ingham	Diagnostic	707512	2419622
2023-02-21 12:01:02	Ingham	Serology	24977	85419
2023-02-21 12:01:02	Ingham	Total	732489	2505041
2023-02-21 12:01:02	Ionia	Diagnostic	144928	2240104
2023-02-21 12:01:02	Ionia	Serology	3413	52754
2023-02-21 12:01:02	Ionia	Total	148341	2292857
2023-02-21 12:01:02	Iosco	Serology	883	35141
2023-02-21 12:01:02	Iosco	Diagnostic	56214	2237195
2023-02-21 12:01:02	Iosco	Total	57097	2272337
2023-02-21 12:01:02	Iron	Diagnostic	40882	3694379
2023-02-21 12:01:02	Iron	Serology	216	19519
2023-02-21 12:01:02	Iron	Total	41098	3713898
2023-02-21 12:01:02	Isabella	Diagnostic	139134	1991270
2023-02-21 12:01:02	Isabella	Serology	2052	29368
2023-02-21 12:01:02	Isabella	Total	141186	2020638
2023-02-21 12:01:02	Jackson	Diagnostic	428408	2702719
2023-02-21 12:01:02	Jackson	Serology	5894	37184
2023-02-21 12:01:02	Jackson	Total	434302	2739903
2023-02-21 12:01:02	Kalamazoo	Diagnostic	636394	2400889
2023-02-21 12:01:02	Kalamazoo	Serology	8486	32015
2023-02-21 12:01:02	Kalamazoo	Total	644880	2432904
2023-02-21 12:01:02	Kalkaska	Diagnostic	36433	2019792
2023-02-21 12:01:02	Kalkaska	Serology	979	54274
2023-02-21 12:01:02	Kalkaska	Total	37412	2074066
2023-02-21 12:01:02	Kent	Diagnostic	1706792	2598035
2023-02-21 12:01:02	Kent	Serology	58680	89321
2023-02-21 12:01:02	Kent	Total	1765472	2687356
2023-02-21 12:01:02	Keweenaw	Diagnostic	4681	2212193
2023-02-21 12:01:02	Keweenaw	Serology	45	21267
2023-02-21 12:01:02	Keweenaw	Total	4726	2233459
2023-02-21 12:01:02	Lake	Diagnostic	20928	1765629
2023-02-21 12:01:02	Lake	Serology	314	26491
2023-02-21 12:01:02	Lake	Total	21242	1792120
2023-02-21 12:01:02	Lapeer	Serology	5834	66593
2023-02-21 12:01:02	Lapeer	Diagnostic	144062	1644412
2023-02-21 12:01:02	Lapeer	Total	149896	1711005
2023-02-21 12:01:02	Leelanau	Diagnostic	25162	1156289
2023-02-21 12:01:02	Leelanau	Serology	1351	62084
2023-02-21 12:01:02	Leelanau	Total	26513	1218372
2023-02-21 12:01:02	Lenawee	Diagnostic	264257	2684147
2023-02-21 12:01:02	Lenawee	Serology	3620	36770
2023-02-21 12:01:02	Lenawee	Total	267877	2720917
2023-02-21 12:01:02	Livingston	Serology	11914	62054
2023-02-21 12:01:02	Livingston	Diagnostic	431106	2245402
2023-02-21 12:01:02	Livingston	Total	443020	2307456

2023-02-21 12:01:02	Luce	Diagnostic	9981	1602344
2023-02-21 12:01:02	Luce	Serology	46	7385
2023-02-21 12:01:02	Luce	Total	10027	1609729
2023-02-21 12:01:02	Mackinac	Diagnostic	19584	1813501
2023-02-21 12:01:02	Mackinac	Serology	227	21020
2023-02-21 12:01:02	Mackinac	Total	19811	1834522
2023-02-21 12:01:02	Macomb	Diagnostic	2118345	2423813
2023-02-21 12:01:02	Macomb	Serology	96958	110939
2023-02-21 12:01:02	Macomb	Total	2215303	2534753
2023-02-21 12:01:02	Manistee	Diagnostic	38342	1561283
2023-02-21 12:01:02	Manistee	Serology	1174	47805
2023-02-21 12:01:02	Manistee	Total	39516	1609089
2023-02-21 12:01:02	Marquette	Serology	1791	26852
2023-02-21 12:01:02	Marquette	Diagnostic	209037	3134035
2023-02-21 12:01:02	Marquette	Total	210828	3160887
2023-02-21 12:01:02	Mason	Serology	1472	50508
2023-02-21 12:01:02	Mason	Diagnostic	75544	2592094
2023-02-21 12:01:02	Mason	Total	77016	2642602
2023-02-21 12:01:02	Mecosta	Diagnostic	77778	1789934
2023-02-21 12:01:02	Mecosta	Serology	1483	34129
2023-02-21 12:01:02	Mecosta	Total	79261	1824063
2023-02-21 12:01:02	Menominee	Diagnostic	52664	2311853
2023-02-21 12:01:02	Menominee	Serology	263	11545
2023-02-21 12:01:02	Menominee	Total	52927	2323398
2023-02-21 12:01:02	Midland	Diagnostic	166495	2002201
2023-02-21 12:01:02	Midland	Serology	8573	103095
2023-02-21 12:01:02	Midland	Total	175068	2105296
2023-02-21 12:01:02	Missaukee	Diagnostic	21909	1449200
2023-02-21 12:01:02	Missaukee	Serology	847	56026
2023-02-21 12:01:02	Missaukee	Total	22756	1505226
2023-02-21 12:01:02	Monroe	Serology	8797	58452
2023-02-21 12:01:02	Monroe	Diagnostic	329470	2189169
2023-02-21 12:01:02	Monroe	Total	338267	2247621
2023-02-21 12:01:02	Montcalm	Diagnostic	151186	2366422
2023-02-21 12:01:02	Montcalm	Serology	3523	55143
2023-02-21 12:01:02	Montcalm	Total	154709	2421566
2023-02-21 12:01:02	Montmorency	Diagnostic	18976	2034305
2023-02-21 12:01:02	Montmorency	Serology	572	61321
2023-02-21 12:01:02	Montmorency	Total	19548	2095626
2023-02-21 12:01:02	Muskegon	Diagnostic	432251	2490413
2023-02-21 12:01:02	Muskegon	Serology	5609	32316
2023-02-21 12:01:02	Muskegon	Total	437860	2522729
2023-02-21 12:01:02	Newaygo	Diagnostic	90354	1844712
2023-02-21 12:01:02	Newaygo	Serology	2457	50163
2023-02-21 12:01:02	Newaygo	Total	92811	1894875
2023-02-21 12:01:02	Oakland	Diagnostic	3278511	2606992
2023-02-21 12:01:02	Oakland	Serology	165702	131762
2023-02-21 12:01:02	Oakland	Total	3444213	2738754
2023-02-21 12:01:02	Oceana	Serology	1371	51800
2023-02-21 12:01:02	Oceana	Diagnostic	68165	2575471

2023-02-21 12:01:02	Oceana	Total	69536	2627272
2023-02-21 12:01:02	Ogemaw	Diagnostic	41051	1955089
2023-02-21 12:01:02	Ogemaw	Serology	754	35910
2023-02-21 12:01:02	Ogemaw	Total	41805	1990999
2023-02-21 12:01:02	Ontonagon	Diagnostic	14140	2472028
2023-02-21 12:01:02	Ontonagon	Serology	72	12587
2023-02-21 12:01:02	Ontonagon	Total	14212	2484615
2023-02-21 12:01:02	Osceola	Diagnostic	50489	2152131
2023-02-21 12:01:02	Osceola	Serology	1733	73870
2023-02-21 12:01:02	Osceola	Total	52222	2226002
2023-02-21 12:01:02	Oscoda	Diagnostic	11709	1420823
2023-02-21 12:01:02	Oscoda	Serology	432	52421
2023-02-21 12:01:02	Oscoda	Total	12141	1473244
2023-02-21 12:01:02	Otsego	Serology	1650	66888
2023-02-21 12:01:02	Otsego	Diagnostic	51240	2077185
2023-02-21 12:01:02	Otsego	Total	52890	2144073
2023-02-21 12:01:02	Ottawa	Diagnostic	708766	2428695
2023-02-21 12:01:02	Ottawa	Serology	20543	70394
2023-02-21 12:01:02	Ottawa	Total	729309	2499089
2023-02-21 12:01:02	Presque Isle	Serology	705	55988
2023-02-21 12:01:02	Presque Isle	Diagnostic	22591	1794076
2023-02-21 12:01:02	Presque Isle	Total	23296	1850064
2023-02-21 12:01:02	Roscommon	Diagnostic	45838	1908406
2023-02-21 12:01:02	Roscommon	Serology	1035	43091
2023-02-21 12:01:02	Roscommon	Total	46873	1951497
2023-02-21 12:01:02	Saginaw	Diagnostic	471923	2476779
2023-02-21 12:01:02	Saginaw	Serology	12076	63378
2023-02-21 12:01:02	Saginaw	Total	483999	2540157
2023-02-21 12:01:02	Sanilac	Serology	2215	53801
2023-02-21 12:01:02	Sanilac	Diagnostic	86320	2096672
2023-02-21 12:01:02	Sanilac	Total	88535	2150474
2023-02-21 12:01:02	Schoolcraft	Diagnostic	10400	1284902
2023-02-21 12:01:02	Schoolcraft	Serology	89	10996
2023-02-21 12:01:02	Schoolcraft	Total	10489	1295898
2023-02-21 12:01:02	Shiawassee	Diagnostic	149424	2193476
2023-02-21 12:01:02	Shiawassee	Serology	3645	53507
2023-02-21 12:01:02	Shiawassee	Total	153069	2246983
2023-02-21 12:01:02	St Clair	Diagnostic	319584	2008345
2023-02-21 12:01:02	St Clair	Serology	12303	77315
2023-02-21 12:01:02	St Clair	Total	331887	2085661
2023-02-21 12:01:02	St Joseph	Diagnostic	100432	1647398
2023-02-21 12:01:02	St Joseph	Serology	2198	36054
2023-02-21 12:01:02	St Joseph	Total	102630	1683453
2023-02-21 12:01:02	Tuscola	Diagnostic	117020	2239832
2023-02-21 12:01:02	Tuscola	Serology	3163	60542
2023-02-21 12:01:02	Tuscola	Total	120183	2300373
2023-02-21 12:01:02	Unknown	Serology	36232	
2023-02-21 12:01:02	Unknown	Diagnostic	900314	
2023-02-21 12:01:02	Unknown	Total	936546	
2023-02-21 12:01:02	Van Buren	Serology	2219	29322

2023-02-21 12:01:02	Van Buren	Diagnostic	179372	2370231
2023-02-21 12:01:02	Van Buren	Total	181591	2399553
2023-02-21 12:01:02	Washtenaw	Serology	22288	60631
2023-02-21 12:01:02	Washtenaw	Diagnostic	1585870	4314107
2023-02-21 12:01:02	Washtenaw	Total	1608158	4374738
2023-02-21 12:01:02	Wayne	Serology	110142	99783
2023-02-21 12:01:02	Wayne	Diagnostic	3269836	2962312
2023-02-21 12:01:02	Wayne	Total	3379978	3062096
2023-02-21 12:01:02	Wexford	Diagnostic	64825	1927537
2023-02-21 12:01:02	Wexford	Serology	1670	49657
2023-02-21 12:01:02	Wexford	Total	66495	1977194

# PUBLIC USE DATASETS

## Diagnostic Tests by Result and County

### README

Data include diagnostic tests for COVID-19 by date and county.

Diagnostic tests are used to find current infection and look for genes or proteins from the severe acute respiratory syndrome coronavirus 2 (SARS-CoV-2), the virus that causes COVID-19. These tests, which are performed as nasal swabs, include: Nucleic acid amplification test/real-time polymerase chain reaction (NAAT/RT-PCR) test and rapid virus antigen detection point of care (POC) tests.

Correctional includes state and federal prisons and county and city detection facilities.

Testing data represents total tests performed, not individuals tested. A single individual may have more than one test completed.

The total number of positive tests may exceed the number of confirmed cases due to 1) a single individual may have more than one test performed; 2) MDHHS may receive data on positive tests in advance of a local health department classifying an individual as a confirmed or probable case, and 3) although efforts have been made to de-duplicate testing data, some duplication may occur.



**DIAGNOSTIC TESTS BY RESULT AND COUNTY 2023-02-21**

MessageDate	COUNTY	Negative	Positive	Total
02/20/2023	Alcona	10	0	10
02/20/2023	Alger	2	0	2
02/20/2023	Allegan	39	2	41
02/20/2023	Alpena	35	1	36
02/20/2023	Antrim	4	0	4
02/20/2023	Arenac	11	0	11
02/20/2023	Baraga	6	0	6
02/20/2023	Barry	21	3	24
02/20/2023	Bay	57	6	63
02/20/2023	Benzie	2	0	2
02/20/2023	Berrien	63	7	70
02/20/2023	Branch	42	5	47
02/20/2023	Calhoun	60	9	69
02/20/2023	Cass	13	1	14
02/20/2023	Charlevoix	3	0	3
02/20/2023	Cheboygan	7	0	7
02/20/2023	Chippewa	16	2	18
02/20/2023	Clare	20	6	26
02/20/2023	Clinton	34	4	38
02/20/2023	Correctional	59	3	62
02/20/2023	Crawford	5	3	8
02/20/2023	Delta	28	0	28
02/20/2023	Detroit City	642	81	723
02/20/2023	Dickinson	13	0	13
02/20/2023	Eaton	68	12	80
02/20/2023	Emmet	8	0	8
02/20/2023	Genesee	188	20	208
02/20/2023	Gladwin	22	4	26
02/20/2023	Gogebic	25	1	26
02/20/2023	Grand Traverse	26	1	27
02/20/2023	Gratiot	24	5	29
02/20/2023	Hillsdale	41	7	48
02/20/2023	Houghton	42	12	54
02/20/2023	Huron	13	2	15
02/20/2023	Ingham	174	29	203
02/20/2023	Ionia	23	3	26
02/20/2023	Iosco	15	4	19
02/20/2023	Iron	19	6	25
02/20/2023	Isabella	49	3	52
02/20/2023	Jackson	134	10	144
02/20/2023	Kalamazoo	127	25	152
02/20/2023	Kalkaska	8	1	9
02/20/2023	Kent	278	47	325
02/20/2023	Keweenaw	1	0	1
02/20/2023	Lake	4	0	4
02/20/2023	Lapeer	62	4	66
02/20/2023	Leelanau	1	0	1

02/20/2023	Lenawee	42	4	46
02/20/2023	Livingston	85	10	95
02/20/2023	Luce	1	0	1
02/20/2023	Mackinac	1	0	1
02/20/2023	Macomb	597	74	671
02/20/2023	Manistee	6	1	7
02/20/2023	Marquette	28	8	36
02/20/2023	Mason	21	3	24
02/20/2023	Mecosta	37	0	37
02/20/2023	Menominee	3	2	5
02/20/2023	Midland	51	12	63
02/20/2023	Missaukee	4	0	4
02/20/2023	Monroe	88	3	91
02/20/2023	Montcalm	34	5	39
02/20/2023	Montmorency	6	0	6
02/20/2023	Muskegon	105	19	124
02/20/2023	Newaygo	34	5	39
02/20/2023	Oakland	731	93	824
02/20/2023	Oceana	23	7	30
02/20/2023	Ogemaw	21	0	21
02/20/2023	Ontonagon	16	3	19
02/20/2023	Osceola	11	2	13
02/20/2023	Oscoda	3	0	3
02/20/2023	Otsego	8	3	11
02/20/2023	Ottawa	98	17	115
02/20/2023	Presque Isle	9	0	9
02/20/2023	Roscommon	10	1	11
02/20/2023	Saginaw	131	13	144
02/20/2023	Sanilac	13	5	18
02/20/2023	Schoolcraft	6	1	7
02/20/2023	Shiawassee	17	5	22
02/20/2023	St Clair	91	6	97
02/20/2023	St Joseph	8	1	9
02/20/2023	Tuscola	28	2	30
02/20/2023	Unknown	131	13	144
02/20/2023	Van Buren	47	4	51
02/20/2023	Washtenaw	283	34	317
02/20/2023	Wayne	787	104	891
02/20/2023	Wexford	6	0	6
02/19/2023	Alcona	10	1	11
02/19/2023	Alger	0	2	2
02/19/2023	Allegan	20	4	24
02/19/2023	Alpena	12	1	13
02/19/2023	Antrim	11	0	11
02/19/2023	Arenac	6	1	7
02/19/2023	Baraga	1	0	1
02/19/2023	Barry	15	2	17
02/19/2023	Bay	37	4	41
02/19/2023	Benzie	7	1	8
02/19/2023	Berrien	39	6	45

02/19/2023	Branch	11	6	17
02/19/2023	Calhoun	44	3	47
02/19/2023	Cass	5	0	5
02/19/2023	Charlevoix	2	0	2
02/19/2023	Cheboygan	9	1	10
02/19/2023	Chippewa	9	1	10
02/19/2023	Clare	19	1	20
02/19/2023	Clinton	16	1	17
02/19/2023	Correctional	5	0	5
02/19/2023	Crawford	8	4	12
02/19/2023	Delta	18	0	18
02/19/2023	Detroit City	402	50	452
02/19/2023	Dickinson	8	0	8
02/19/2023	Eaton	36	6	42
02/19/2023	Emmet	10	0	10
02/19/2023	Genesee	110	12	122
02/19/2023	Gladwin	13	0	13
02/19/2023	Gogebic	8	0	8
02/19/2023	Grand Traverse	29	6	35
02/19/2023	Gratiot	17	2	19
02/19/2023	Hillsdale	10	3	13
02/19/2023	Houghton	13	2	15
02/19/2023	Huron	10	0	10
02/19/2023	Ingham	93	13	106
02/19/2023	Ionia	15	2	17
02/19/2023	Iosco	16	2	18
02/19/2023	Iron	8	0	8
02/19/2023	Isabella	24	2	26
02/19/2023	Jackson	63	3	66
02/19/2023	Kalamazoo	59	6	65
02/19/2023	Kalkaska	6	0	6
02/19/2023	Kent	139	17	156
02/19/2023	Keweenaw	2	0	2
02/19/2023	Lake	4	1	5
02/19/2023	Lapeer	33	3	36
02/19/2023	Leelanau	2	1	3
02/19/2023	Lenawee	28	1	29
02/19/2023	Livingston	34	8	42
02/19/2023	Mackinac	1	0	1
02/19/2023	Macomb	355	41	396
02/19/2023	Manistee	7	0	7
02/19/2023	Marquette	29	7	36
02/19/2023	Mason	17	0	17
02/19/2023	Mecosta	11	1	12
02/19/2023	Menominee	7	1	8
02/19/2023	Midland	27	4	31
02/19/2023	Missaukee	4	1	5
02/19/2023	Monroe	60	0	60
02/19/2023	Montcalm	17	0	17
02/19/2023	Montmorency	3	0	3

02/19/2023	Muskegon	71	9	80
02/19/2023	Newaygo	19	0	19
02/19/2023	Oakland	459	44	503
02/19/2023	Oceana	15	1	16
02/19/2023	Ogemaw	11	2	13
02/19/2023	Ontonagon	3	0	3
02/19/2023	Osceola	10	1	11
02/19/2023	Otsego	8	1	9
02/19/2023	Ottawa	59	4	63
02/19/2023	Presque Isle	7	0	7
02/19/2023	Roscommon	7	0	7
02/19/2023	Saginaw	76	9	85
02/19/2023	Sanilac	9	1	10
02/19/2023	Schoolcraft	0	1	1
02/19/2023	Shiawassee	15	0	15
02/19/2023	St Clair	62	7	69
02/19/2023	St Joseph	4	0	4
02/19/2023	Tuscola	12	0	12
02/19/2023	Unknown	90	6	96
02/19/2023	Van Buren	20	0	20
02/19/2023	Washtenaw	178	12	190
02/19/2023	Wayne	508	86	594
02/19/2023	Wexford	8	2	10
02/18/2023	Alcona	5	0	5
02/18/2023	Alger	1	0	1
02/18/2023	Allegan	30	3	33
02/18/2023	Alpena	9	1	10
02/18/2023	Antrim	12	1	13
02/18/2023	Arenac	9	4	13
02/18/2023	Baraga	1	0	1
02/18/2023	Barry	18	3	21
02/18/2023	Bay	49	9	58
02/18/2023	Benzie	5	2	7
02/18/2023	Berrien	80	10	90
02/18/2023	Branch	23	3	26
02/18/2023	Calhoun	62	12	74
02/18/2023	Cass	12	2	14
02/18/2023	Charlevoix	23	1	24
02/18/2023	Cheboygan	10	3	13
02/18/2023	Chippewa	16	0	16
02/18/2023	Clare	12	3	15
02/18/2023	Clinton	23	5	28
02/18/2023	Correctional	48	1	49
02/18/2023	Crawford	7	2	9
02/18/2023	Delta	20	4	24
02/18/2023	Detroit City	736	97	833
02/18/2023	Dickinson	9	1	10
02/18/2023	Eaton	40	8	48
02/18/2023	Emmet	17	0	17
02/18/2023	Genesee	177	24	201

02/18/2023	Gladwin	11	1	12
02/18/2023	Gogebic	6	0	6
02/18/2023	Grand Traverse	23	4	27
02/18/2023	Gratiot	9	7	16
02/18/2023	Hillsdale	17	3	20
02/18/2023	Houghton	16	4	20
02/18/2023	Huron	5	1	6
02/18/2023	Ingham	110	16	126
02/18/2023	Ionia	19	3	22
02/18/2023	Iosco	17	1	18
02/18/2023	Iron	2	2	4
02/18/2023	Isabella	26	3	29
02/18/2023	Jackson	115	11	126
02/18/2023	Kalamazoo	81	23	104
02/18/2023	Kalkaska	12	3	15
02/18/2023	Kent	205	27	232
02/18/2023	Keweenaw	3	0	3
02/18/2023	Lake	4	0	4
02/18/2023	Lapeer	32	2	34
02/18/2023	Leelanau	5	0	5
02/18/2023	Lenawee	37	2	39
02/18/2023	Livingston	59	9	68
02/18/2023	Luce	3	0	3
02/18/2023	Mackinac	2	0	2
02/18/2023	Macomb	563	106	669
02/18/2023	Manistee	7	0	7
02/18/2023	Marquette	27	4	31
02/18/2023	Mason	18	4	22
02/18/2023	Mecosta	17	2	19
02/18/2023	Menominee	10	2	12
02/18/2023	Midland	32	1	33
02/18/2023	Missaukee	6	1	7
02/18/2023	Monroe	62	14	76
02/18/2023	Montcalm	24	2	26
02/18/2023	Montmorency	2	0	2
02/18/2023	Muskegon	79	12	91
02/18/2023	Newaygo	17	4	21
02/18/2023	Oakland	709	100	809
02/18/2023	Oceana	12	1	13
02/18/2023	Ogemaw	12	4	16
02/18/2023	Ontonagon	1	0	1
02/18/2023	Osceola	7	0	7
02/18/2023	Oscoda	1	0	1
02/18/2023	Otsego	10	0	10
02/18/2023	Ottawa	61	11	72
02/18/2023	Presque Isle	4	0	4
02/18/2023	Roscommon	8	0	8
02/18/2023	Saginaw	104	11	115
02/18/2023	Sanilac	21	3	24
02/18/2023	Schoolcraft	1	2	3

02/18/2023	Shiawassee	13	4	17
02/18/2023	St Clair	77	9	86
02/18/2023	St Joseph	15	3	18
02/18/2023	Tuscola	20	1	21
02/18/2023	Unknown	148	20	168
02/18/2023	Van Buren	33	6	39
02/18/2023	Washtenaw	191	24	215
02/18/2023	Wayne	832	152	984
02/18/2023	Wexford	10	2	12
02/17/2023	Alcona	3	0	3
02/17/2023	Alger	1	0	1
02/17/2023	Allegan	16	2	18
02/17/2023	Alpena	18	1	19
02/17/2023	Antrim	11	0	11
02/17/2023	Arenac	15	5	20
02/17/2023	Baraga	3	0	3
02/17/2023	Barry	11	1	12
02/17/2023	Bay	34	7	41
02/17/2023	Benzie	5	0	5
02/17/2023	Berrien	58	4	62
02/17/2023	Branch	23	2	25
02/17/2023	Calhoun	51	16	67
02/17/2023	Cass	5	3	8
02/17/2023	Charlevoix	17	2	19
02/17/2023	Cheboygan	10	1	11
02/17/2023	Chippewa	14	2	16
02/17/2023	Clare	13	2	15
02/17/2023	Clinton	22	1	23
02/17/2023	Correctional	36	3	39
02/17/2023	Crawford	13	4	17
02/17/2023	Delta	21	1	22
02/17/2023	Detroit City	428	54	482
02/17/2023	Dickinson	20	3	23
02/17/2023	Eaton	40	11	51
02/17/2023	Emmet	18	2	20
02/17/2023	Genesee	143	16	159
02/17/2023	Gladwin	20	2	22
02/17/2023	Gogebic	8	0	8
02/17/2023	Grand Traverse	39	3	42
02/17/2023	Gratiot	17	2	19
02/17/2023	Hillsdale	19	5	24
02/17/2023	Houghton	35	0	35
02/17/2023	Huron	11	1	12
02/17/2023	Ingham	96	17	113
02/17/2023	Ionia	16	3	19
02/17/2023	Iosco	15	0	15
02/17/2023	Iron	11	1	12
02/17/2023	Isabella	14	2	16
02/17/2023	Jackson	94	14	108
02/17/2023	Kalamazoo	82	21	103

02/17/2023	Kalkaska	13	1	14
02/17/2023	Kent	140	31	171
02/17/2023	Keweenaw	2	0	2
02/17/2023	Lake	4	0	4
02/17/2023	Lapeer	31	8	39
02/17/2023	Leelanau	3	0	3
02/17/2023	Lenawee	30	4	34
02/17/2023	Livingston	67	9	76
02/17/2023	Luce	1	0	1
02/17/2023	Mackinac	2	0	2
02/17/2023	Macomb	343	37	380
02/17/2023	Manistee	3	1	4
02/17/2023	Marquette	43	4	47
02/17/2023	Mason	7	3	10
02/17/2023	Mecosta	12	0	12
02/17/2023	Menominee	9	3	12
02/17/2023	Midland	22	0	22
02/17/2023	Missaukee	7	1	8
02/17/2023	Monroe	71	3	74
02/17/2023	Montcalm	22	1	23
02/17/2023	Montmorency	3	0	3
02/17/2023	Muskegon	71	8	79
02/17/2023	Newaygo	16	0	16
02/17/2023	Oakland	462	61	523
02/17/2023	Oceana	13	2	15
02/17/2023	Ogemaw	11	2	13
02/17/2023	Ontonagon	6	0	6
02/17/2023	Osceola	15	3	18
02/17/2023	Oscoda	4	0	4
02/17/2023	Otsego	11	0	11
02/17/2023	Ottawa	58	6	64
02/17/2023	Presque Isle	11	0	11
02/17/2023	Roscommon	7	0	7
02/17/2023	Saginaw	136	16	152
02/17/2023	Sanilac	20	1	21
02/17/2023	Schoolcraft	5	1	6
02/17/2023	Shiawassee	44	6	50
02/17/2023	St Clair	51	4	55
02/17/2023	St Joseph	11	2	13
02/17/2023	Tuscola	15	2	17
02/17/2023	Unknown	97	12	109
02/17/2023	Van Buren	26	6	32
02/17/2023	Washtenaw	246	28	274
02/17/2023	Wayne	596	85	681
02/17/2023	Wexford	7	1	8
02/16/2023	Alcona	5	1	6
02/16/2023	Alger	1	0	1
02/16/2023	Allegan	27	4	31
02/16/2023	Alpena	18	4	22
02/16/2023	Antrim	11	2	13

02/16/2023	Arenac	7	1	8
02/16/2023	Baraga	2	0	2
02/16/2023	Barry	30	3	33
02/16/2023	Bay	51	5	56
02/16/2023	Benzie	9	0	9
02/16/2023	Berrien	70	8	78
02/16/2023	Branch	23	8	31
02/16/2023	Calhoun	78	5	83
02/16/2023	Cass	16	3	19
02/16/2023	Charlevoix	29	0	29
02/16/2023	Cheboygan	13	0	13
02/16/2023	Chippewa	13	0	13
02/16/2023	Clare	26	8	34
02/16/2023	Clinton	14	3	17
02/16/2023	Correctional	92	8	100
02/16/2023	Crawford	4	2	6
02/16/2023	Delta	20	3	23
02/16/2023	Detroit City	776	87	863
02/16/2023	Dickinson	16	3	19
02/16/2023	Eaton	49	11	60
02/16/2023	Emmet	18	1	19
02/16/2023	Genesee	220	25	245
02/16/2023	Gladwin	12	1	13
02/16/2023	Gogebic	12	0	12
02/16/2023	Grand Traverse	34	3	37
02/16/2023	Gratiot	20	1	21
02/16/2023	Hillsdale	28	6	34
02/16/2023	Houghton	27	1	28
02/16/2023	Huron	15	2	17
02/16/2023	Ingham	166	24	190
02/16/2023	Ionia	27	4	31
02/16/2023	Iosco	12	3	15
02/16/2023	Iron	13	1	14
02/16/2023	Isabella	25	5	30
02/16/2023	Jackson	131	21	152
02/16/2023	Kalamazoo	130	30	160
02/16/2023	Kalkaska	14	3	17
02/16/2023	Kent	233	40	273
02/16/2023	Lake	4	1	5
02/16/2023	Lapeer	34	6	40
02/16/2023	Leelanau	4	0	4
02/16/2023	Lenawee	45	6	51
02/16/2023	Livingston	82	4	86
02/16/2023	Luce	2	0	2
02/16/2023	Mackinac	1	0	1
02/16/2023	Macomb	626	73	699
02/16/2023	Manistee	9	2	11
02/16/2023	Marquette	48	9	57
02/16/2023	Mason	15	3	18
02/16/2023	Mecosta	25	6	31



02/16/2023	Menominee	15	3	18
02/16/2023	Midland	55	9	64
02/16/2023	Missaukee	5	0	5
02/16/2023	Monroe	83	14	97
02/16/2023	Montcalm	45	4	49
02/16/2023	Montmorency	6	0	6
02/16/2023	Muskegon	86	12	98
02/16/2023	Newaygo	19	2	21
02/16/2023	Oakland	788	115	903
02/16/2023	Oceana	18	2	20
02/16/2023	Ogemaw	8	2	10
02/16/2023	Ontonagon	4	0	4
02/16/2023	Osceola	8	0	8
02/16/2023	Oscoda	5	2	7
02/16/2023	Otsego	11	1	12
02/16/2023	Ottawa	87	16	103
02/16/2023	Presque Isle	5	1	6
02/16/2023	Roscommon	12	1	13
02/16/2023	Saginaw	141	15	156
02/16/2023	Sanilac	24	3	27
02/16/2023	Schoolcraft	4	0	4
02/16/2023	Shiawassee	28	8	36
02/16/2023	St Clair	94	4	98
02/16/2023	St Joseph	13	3	16
02/16/2023	Tuscola	22	4	26
02/16/2023	Unknown	164	19	183
02/16/2023	Van Buren	45	11	56
02/16/2023	Washtenaw	346	32	378
02/16/2023	Wayne	871	107	978
02/16/2023	Wexford	10	2	12
02/15/2023	Alcona	7	2	9
02/15/2023	Alger	5	0	5
02/15/2023	Allegan	30	4	34
02/15/2023	Alpena	26	0	26
02/15/2023	Antrim	19	0	19
02/15/2023	Arenac	10	2	12
02/15/2023	Baraga	2	1	3
02/15/2023	Barry	20	3	23
02/15/2023	Bay	62	7	69
02/15/2023	Benzie	5	1	6
02/15/2023	Berrien	87	8	95
02/15/2023	Branch	19	6	25
02/15/2023	Calhoun	191	13	204
02/15/2023	Cass	20	4	24
02/15/2023	Charlevoix	6	1	7
02/15/2023	Cheboygan	13	1	14
02/15/2023	Chippewa	18	4	22
02/15/2023	Clare	26	2	28
02/15/2023	Clinton	25	6	31
02/15/2023	Correctional	100	5	105

02/15/2023	Crawford	9	0	9
02/15/2023	Delta	23	4	27
02/15/2023	Detroit City	705	87	792
02/15/2023	Dickinson	16	2	18
02/15/2023	Eaton	64	14	78
02/15/2023	Emmet	15	2	17
02/15/2023	Genesee	221	32	253
02/15/2023	Gladwin	28	2	30
02/15/2023	Gogebic	15	1	16
02/15/2023	Grand Traverse	45	5	50
02/15/2023	Gratiot	30	1	31
02/15/2023	Hillsdale	25	9	34
02/15/2023	Houghton	25	4	29
02/15/2023	Huron	10	3	13
02/15/2023	Ingham	180	30	210
02/15/2023	Ionia	37	3	40
02/15/2023	Iosco	15	2	17
02/15/2023	Iron	13	3	16
02/15/2023	Isabella	38	4	42
02/15/2023	Jackson	208	11	219
02/15/2023	Kalamazoo	145	18	163
02/15/2023	Kalkaska	11	0	11
02/15/2023	Kent	296	62	358
02/15/2023	Keweenaw	1	0	1
02/15/2023	Lake	8	1	9
02/15/2023	Lapeer	38	6	44
02/15/2023	Leelanau	3	0	3
02/15/2023	Lenawee	69	4	73
02/15/2023	Livingston	107	9	116
02/15/2023	Luce	1	0	1
02/15/2023	Mackinac	3	0	3
02/15/2023	Macomb	635	85	720
02/15/2023	Manistee	9	0	9
02/15/2023	Marquette	33	8	41
02/15/2023	Mason	22	2	24
02/15/2023	Mecosta	22	1	23
02/15/2023	Menominee	16	2	18
02/15/2023	Midland	64	6	70
02/15/2023	Missaukee	6	1	7
02/15/2023	Monroe	100	13	113
02/15/2023	Montcalm	52	1	53
02/15/2023	Montmorency	12	0	12
02/15/2023	Muskegon	94	11	105
02/15/2023	Newaygo	20	3	23
02/15/2023	Oakland	780	139	919
02/15/2023	Oceana	11	0	11
02/15/2023	Ogemaw	12	1	13
02/15/2023	Ontonagon	6	1	7
02/15/2023	Osceola	19	5	24
02/15/2023	Oscoda	2	1	3

02/15/2023	Otsego	14	1	15
02/15/2023	Ottawa	86	17	103
02/15/2023	Presque Isle	3	1	4
02/15/2023	Roscommon	10	1	11
02/15/2023	Saginaw	143	22	165
02/15/2023	Sanilac	25	3	28
02/15/2023	Schoolcraft	7	0	7
02/15/2023	Shiawassee	18	1	19
02/15/2023	St Clair	78	14	92
02/15/2023	St Joseph	17	1	18
02/15/2023	Tuscola	24	2	26
02/15/2023	Unknown	185	23	208
02/15/2023	Van Buren	48	12	60
02/15/2023	Washtenaw	366	39	405
02/15/2023	Wayne	1026	156	1182
02/15/2023	Wexford	12	1	13
02/14/2023	Alcona	6	0	6
02/14/2023	Alger	5	0	5
02/14/2023	Allegan	45	2	47
02/14/2023	Alpena	19	1	20
02/14/2023	Antrim	7	0	7
02/14/2023	Arenac	9	0	9
02/14/2023	Barry	11	8	19
02/14/2023	Bay	60	9	69
02/14/2023	Benzie	5	1	6
02/14/2023	Berrien	91	8	99
02/14/2023	Branch	29	10	39
02/14/2023	Calhoun	64	9	73
02/14/2023	Cass	18	4	22
02/14/2023	Charlevoix	6	3	9
02/14/2023	Cheboygan	14	0	14
02/14/2023	Chippewa	13	1	14
02/14/2023	Clare	17	3	20
02/14/2023	Clinton	25	3	28
02/14/2023	Correctional	77	2	79
02/14/2023	Crawford	5	0	5
02/14/2023	Delta	28	2	30
02/14/2023	Detroit City	878	102	980
02/14/2023	Dickinson	13	5	18
02/14/2023	Eaton	53	17	70
02/14/2023	Emmet	12	2	14
02/14/2023	Genesee	237	21	258
02/14/2023	Gladwin	17	2	19
02/14/2023	Gogebic	16	1	17
02/14/2023	Grand Traverse	35	7	42
02/14/2023	Gratiot	90	3	93
02/14/2023	Hillsdale	25	8	33
02/14/2023	Houghton	22	5	27
02/14/2023	Huron	10	2	12
02/14/2023	Ingham	176	22	198

02/14/2023	Ionia	27	7	34
02/14/2023	Iosco	13	2	15
02/14/2023	Iron	17	3	20
02/14/2023	Isabella	38	3	41
02/14/2023	Jackson	182	10	192
02/14/2023	Kalamazoo	126	35	161
02/14/2023	Kalkaska	7	1	8
02/14/2023	Kent	234	41	275
02/14/2023	Lake	5	0	5
02/14/2023	Lapeer	54	6	60
02/14/2023	Leelanau	8	0	8
02/14/2023	Lenawee	88	6	94
02/14/2023	Livingston	84	10	94
02/14/2023	Luce	1	0	1
02/14/2023	Mackinac	1	0	1
02/14/2023	Macomb	700	90	790
02/14/2023	Manistee	9	0	9
02/14/2023	Marquette	55	13	68
02/14/2023	Mason	15	1	16
02/14/2023	Mecosta	11	3	14
02/14/2023	Menominee	24	4	28
02/14/2023	Midland	49	8	57
02/14/2023	Missaukee	3	0	3
02/14/2023	Monroe	89	11	100
02/14/2023	Montcalm	39	5	44
02/14/2023	Montmorency	5	1	6
02/14/2023	Muskegon	128	11	139
02/14/2023	Newaygo	23	4	27
02/14/2023	Oakland	921	121	1042
02/14/2023	Oceana	28	1	29
02/14/2023	Ogemaw	16	2	18
02/14/2023	Ontonagon	8	0	8
02/14/2023	Osceola	18	3	21
02/14/2023	Oscoda	1	1	2
02/14/2023	Otsego	16	1	17
02/14/2023	Ottawa	89	10	99
02/14/2023	Presque Isle	5	0	5
02/14/2023	Roscommon	14	0	14
02/14/2023	Saginaw	151	13	164
02/14/2023	Sanilac	23	2	25
02/14/2023	Schoolcraft	8	1	9
02/14/2023	Shiawassee	26	2	28
02/14/2023	St Clair	86	13	99
02/14/2023	St Joseph	14	6	20
02/14/2023	Tuscola	18	5	23
02/14/2023	Unknown	175	9	184
02/14/2023	Van Buren	35	4	39
02/14/2023	Washtenaw	336	41	377
02/14/2023	Wayne	1041	173	1214
02/14/2023	Wexford	22	1	23

02/13/2023	Alcona	8	1	9
02/13/2023	Alger	1	0	1
02/13/2023	Allegan	27	3	30
02/13/2023	Alpena	17	1	18
02/13/2023	Antrim	4	1	5
02/13/2023	Arenac	11	0	11
02/13/2023	Baraga	2	0	2
02/13/2023	Barry	13	1	14
02/13/2023	Bay	55	5	60
02/13/2023	Benzie	5	1	6
02/13/2023	Berrien	74	9	83
02/13/2023	Branch	26	8	34
02/13/2023	Calhoun	63	5	68
02/13/2023	Cass	10	1	11
02/13/2023	Charlevoix	5	0	5
02/13/2023	Cheboygan	9	0	9
02/13/2023	Chippewa	10	1	11
02/13/2023	Clare	24	1	25
02/13/2023	Clinton	16	4	20
02/13/2023	Correctional	19	4	23
02/13/2023	Crawford	5	2	7
02/13/2023	Delta	31	2	33
02/13/2023	Detroit City	500	68	568
02/13/2023	Dickinson	16	4	20
02/13/2023	Eaton	58	10	68
02/13/2023	Emmet	11	1	12
02/13/2023	Genesee	157	11	168
02/13/2023	Gladwin	15	1	16
02/13/2023	Gogebic	22	4	26
02/13/2023	Grand Traverse	43	0	43
02/13/2023	Gratiot	20	4	24
02/13/2023	Hillsdale	29	2	31
02/13/2023	Houghton	33	2	35
02/13/2023	Huron	9	2	11
02/13/2023	Ingham	136	24	160
02/13/2023	Ionia	29	7	36
02/13/2023	Iosco	8	0	8
02/13/2023	Iron	13	4	17
02/13/2023	Isabella	33	3	36
02/13/2023	Jackson	101	5	106
02/13/2023	Kalamazoo	133	21	154
02/13/2023	Kalkaska	8	2	10
02/13/2023	Kent	242	37	279
02/13/2023	Keweenaw	4	1	5
02/13/2023	Lake	6	0	6
02/13/2023	Lapeer	39	4	43
02/13/2023	Leelanau	2	0	2
02/13/2023	Lenawee	45	3	48
02/13/2023	Livingston	65	9	74
02/13/2023	Luce	2	0	2

02/13/2023	Mackinac	2	0	2
02/13/2023	Macomb	533	49	582
02/13/2023	Manistee	2	1	3
02/13/2023	Marquette	36	1	37
02/13/2023	Mason	13	2	15
02/13/2023	Mecosta	20	1	21
02/13/2023	Menominee	29	5	34
02/13/2023	Midland	49	5	54
02/13/2023	Missaukee	6	2	8
02/13/2023	Monroe	52	5	57
02/13/2023	Montcalm	49	2	51
02/13/2023	Montmorency	13	1	14
02/13/2023	Muskegon	95	21	116
02/13/2023	Newaygo	22	3	25
02/13/2023	Oakland	577	86	663
02/13/2023	Oceana	23	1	24
02/13/2023	Ogemaw	7	4	11
02/13/2023	Ontonagon	5	2	7
02/13/2023	Osceola	7	1	8
02/13/2023	Oscoda	3	2	5
02/13/2023	Otsego	11	0	11
02/13/2023	Ottawa	87	7	94
02/13/2023	Presque Isle	7	2	9
02/13/2023	Roscommon	13	2	15
02/13/2023	Saginaw	130	12	142
02/13/2023	Sanilac	16	1	17
02/13/2023	Schoolcraft	9	3	12
02/13/2023	Shiawassee	47	2	49
02/13/2023	St Clair	79	2	81
02/13/2023	St Joseph	8	5	13
02/13/2023	Tuscola	26	1	27
02/13/2023	Unknown	105	20	125
02/13/2023	Van Buren	36	4	40
02/13/2023	Washtenaw	265	18	283
02/13/2023	Wayne	690	100	790
02/13/2023	Wexford	8	2	10