



Western Michigan University
ScholarWorks at WMU

Cumulative Michigan COVID-19 Data

Michigan COVID-19 State Data

2-28-2023

2023-02-28_MichiganOverview_COVIDstats

Michigan Department of Health & Human Services

Follow this and additional works at: <https://scholarworks.wmich.edu/michigan-covid-data-state-cumulative>



Part of the Public Health Commons

WMU ScholarWorks Citation

Michigan Department of Health & Human Services, "2023-02-28_MichiganOverview_COVIDstats" (2023).
Cumulative Michigan COVID-19 Data. 580.

<https://scholarworks.wmich.edu/michigan-covid-data-state-cumulative/580>

This Website is brought to you for free and open access by the Michigan COVID-19 State Data at ScholarWorks at WMU. It has been accepted for inclusion in Cumulative Michigan COVID-19 Data by an authorized administrator of ScholarWorks at WMU. For more information, please contact wmu-scholarworks@wmich.edu.





Coronavirus Michigan Data



Hospitals >

Long Term Care Data >

K-12 Aged ISD Reporting >

Coronavirus Symptoms >

Cumulative Recovered >

Outbreak Reporting >

School-Related Outbreak Reporting >

Wastewater Surveillance >

Testing Turnaround Time >

MIS-C Data and Reporting >

Data and Modeling Updates >

The State of Michigan is working around the clock to test and treat COVID-19 patients. Below is the most recent data healthcare experts across the state have compiled. It is updated Tuesday. [Looking for COVID-19 Vaccine data? Click here.](#)

CURRENT STATUS	DAILY CASES	CUMULATIVE TRENDS	DEMOGRAPHICS	TOTAL TESTING	CONFIRMATORY TESTING	LEAR
----------------	-------------	-------------------	--------------	---------------	----------------------	------

View Cases

View Deaths

View Table

Select Preparedness Region:

All

Select County:

All

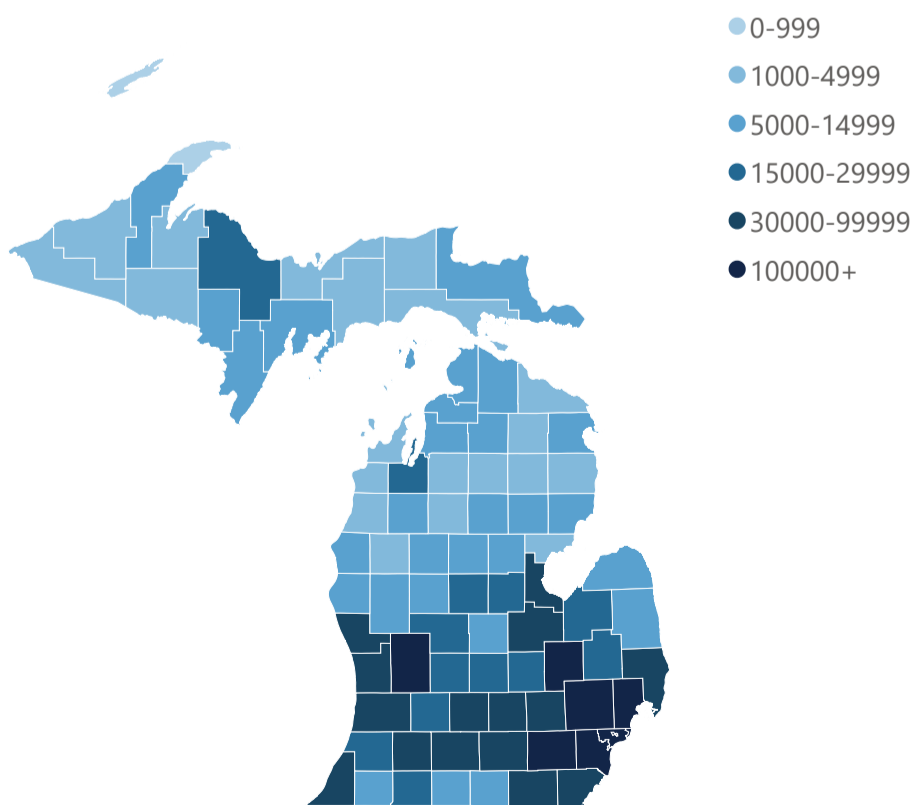
This report is provisional and subject to change. City of Detroit and Wayne County are reported separately. MDHHS began tracking probable cases April 5, 2020. FCI indicates federal correctional institute. MDOC indicates Michigan Department of Corrections. Diagnostic tests, including nucleic acid amplification/real-time polymerase chain reaction (NAAT/RT-PCR) and rapid virus antigen detection tests, look for current infection. Serology (antibody) tests are used to look for the possibility of previous infection.

Source: Michigan Disease Surveillance System (MDSS) and Vital Records.

COVID-19 Cases by County

Confirmed cases include individuals with a positive NAAT/RT-PCR test for COVID-19. Probable cases include individuals with either a positive rapid antigen detector 19 symptoms and an epidemiologic link to a confirmed COVID-19 case, but no diagnostic test.

Cases by County



Michigan

Tuesday, February 28, 2022

Michigan (Statewide) Case Fatality

Current Totals

Case Status	Cases
Confirmed	2,619,894
Probable	437,328
Total	3,057,222

Laboratory Testing

TestType	Tests Performed
Diagnostic	
Serology	
Total	2

Hispanic/Latino Ethnicity	Percentage of Confirmed Cases by Ethnicity	Percentage of Confirmed Deceased Cases by Ethnicity
Hispanic/Latino	4.48%	3.20%
Non-Hispanic/Latino	68.11%	94.51%
Unknown	27.41%	2.29%

Cases by Hispanic/Latino Ethnicity

Totals may not add to 100% due to rounding

Arab Ethnicity	Percentage of Confirmed Cases by Ethnicity	Percentage of Deceased Confirmed Cases by Ethnicity
Arab	1.87%	1.26%
Non-Arab	38.97%	45.35%
Unknown	59.16%	53.39%

Cases by Arab Ethnicity

Totals may not add to 100% due to rounding

[Confirmed Variant of Concern Cases by Jurisdiction 02 28 2023](#) >

Public Use Datasets 2/28/2023

(Downloadable .xlsx files)

[Cases and Deaths by County](#)

[Cases and Deaths by County by Date of Onset of Symptoms and Date of Death](#)

[Cases by Demographics Statewide](#)

[Covid-19 Tests by County](#)

[Diagnostic Tests by Result and County](#)



Michigan Data

Copyright State of Michigan

View Cases

View Deaths

View Table

Select Preparedness Region:

All

Select County:

All

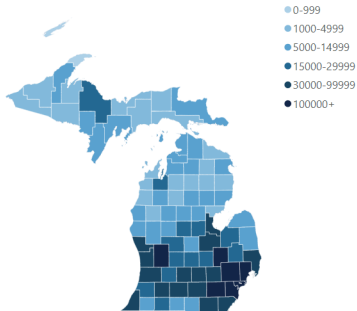
This report is provisional and subject to change. City of Detroit and Wayne County are reported separately. MDHHS began tracking probable cases April 5, 2020. FCI indicates federal correctional institute. MDOC indicates Michigan Department of Corrections. Diagnostic tests, including nucleic acid amplification/real-time polymerase chain reaction (NAAT/RT-PCR) and rapid virus antigen detection tests, look for current infection. Serology (antibody) tests are used to look for the possibility of previous infection.

Source: Michigan Disease Surveillance System (MDSS) and Vital Records.

COVID-19 Cases by County

Confirmed cases include individuals with a positive NAAT/RT-PCR test for COVID-19. Probable cases include individuals with either a positive rapid antigen detection test OR COVID-19 symptoms and an epidemiologic link to a confirmed COVID-19 case, but no diagnostic test.

Cases by County



Michigan

Tuesday, February 28, 2023

Michigan (Statewide) Case Fatality Rate

1.4%

Current Totals

Case Status	Cases	Deaths
Confirmed	2,619,894	37,979
Probable	437,328	4,117
Total	3,057,222	42,096

Laboratory Testing

TestType	Tests Performed
Diagnostic	27,757,841
Serology	837,231
Total	28,595,072

[View Cases](#)[View Deaths](#)[View Table](#)

Select Preparedness Region:

All 

Select County:

All 

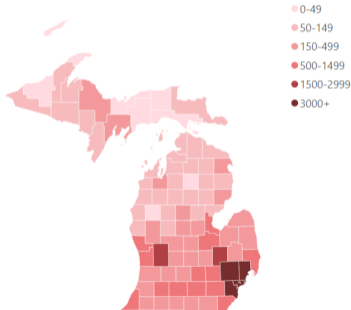
This report is provisional and subject to change. City of Detroit and Wayne County are reported separately. MDHHS began tracking probable cases April 5, 2020. FCI indicates federal correctional institute. MDOC indicates Michigan Department of Corrections. Diagnostic tests, including nucleic acid amplification/real-time polymerase chain reaction (NAAT/RT-PCR) and rapid virus antigen detection tests, look for current infection. Serology (antibody) tests are used to look for the possibility of previous infection.

Source: Michigan Disease Surveillance System (MDSS) and Vital Records.

COVID-19 Deaths by County

Confirmed deaths include individuals who had a confirmed COVID-19 infection AND are either classified as deceased during the case investigation, have COVID-19 indicated as a cause of death on their death certificate, or who die within 30 days of infection and their manner of death is listed as natural. Probable deaths include individuals who have COVID-19 indicated on their death certificate where there is no available evidence of a confirmatory test result (positive or negative).

Deaths by County



Michigan

Tuesday, February 28, 2023

Michigan (Statewide) Case Fatality Rate

1.4%

Current Totals

Case Status	Cases	Deaths
Confirmed	2,619,894	37,979
Probable	437,328	4,117
Total	3,057,222	42,096

Laboratory Testing

TestType	Tests Performed
Diagnostic	27,757,841
Serology	837,231
Total	28,595,072

Cases

Deaths

View Table

Select Preparedness Region:

All

Select County:

All

Cases are shown by onset date or by lab specimen collection date if onset date was unavailable. Deaths are shown by date of death or date of last status update if date of death was unavailable. Tracking of probable cases and deaths did not begin until April 5, 2020, therefore only probable cases referred for investigation on or after April 5, 2020 are displayed (onset may have been prior).

Notes: FCI indicates federal correctional institute. MDOC indicates Michigan Department of Corrections.

Daily Cases by Status

The number of daily confirmed cases represent the total number of people who had a positive NAAT/RT-PCR test for COVID-19. Cases are shown by the date of onset of symptoms.

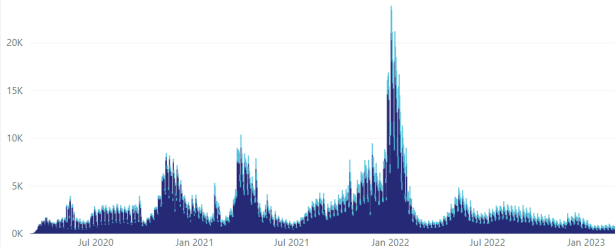
Filter by Date:

3/1/2020

2/28/2023

Cases by Date of Onset

CASE_STATUS ● Confirmed ● Probable



Cases

Deaths

View Table

Select Preparedness Region:

All

Select County:

All

Cases are shown by onset date or by lab specimen collection date if onset date was unavailable. Deaths are shown by date of death or date of last status update if date of death was unavailable. Tracking of probable cases and deaths did not begin until April 5, 2020, therefore only probable cases referred for investigation on or after April 5, 2020 are displayed (onset may have been prior).

Notes: FCI indicates federal correctional institute. MDOC indicates Michigan Department of Corrections.

Daily Deaths by Status

Confirmed deaths include individuals who had a confirmed COVID-19 infection and are classified as deceased by the case investigation, have COVID-19 indicated as a cause of death on their death certificate, or who die within 30 days of infection and their manner of death is listed as natural. Data are shown by the date of death.

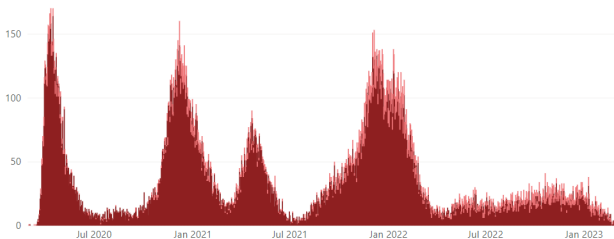
Filter by Date:

3/1/2020

2/28/2023

Deaths by Date of Death

CASE_STATUS ● Confirmed ● Probable



Cases

Deaths

View Table

Select Preparedness Region:

All

Select County:

All

Cases are shown by onset date or by lab specimen collection date if onset date was unavailable. Deaths are shown by date of death or date of last status update if date of death was unavailable. Tracking of probable cases and deaths did not begin until April 5, 2020, therefore these data are not displayed by date.

Notes: FCI indicates federal correctional institute. MDOC indicates Michigan Department of Corrections.

Cumulative Confirmed Cases

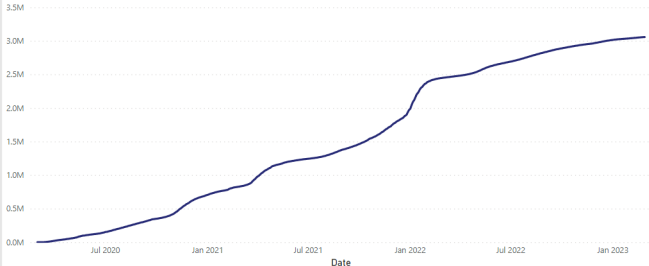
Cumulative Cases represent the total number of people who had a positive NAAT/RT-PCR test for COVID-19. Cases are shown by the date of onset of symptoms.

Filter By Date:

3/1/2020

2/28/2023

Cumulative Confirmed Cases by Date



Cases

Deaths

View Table

Select Preparedness Region:

All

Select County:

All

Cases are shown by onset date or by lab specimen collection date if onset date was unavailable. Deaths are shown by date of death or date of last status update if date of death was unavailable. Tracking of probable cases and deaths did not begin until April 5, 2020, therefore these data are not displayed by date.

Notes: FCI indicates federal correctional institute. MDOC indicates Michigan Department of Corrections.

Cumulative Deaths among Confirmed Cases

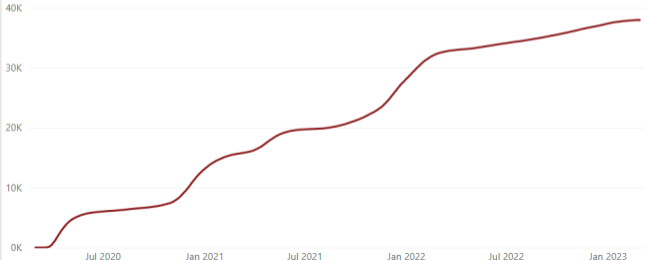
Cumulative Deaths represent the total number of people who had a confirmed COVID-19 infection AND are either classified as deceased during the case investigation, have COVID-19 indicated as a cause of death on their death certificate, or who die within 30 days of onset and their manner of death is listed as natural. Deaths are shown by date of death.

Filter By Date:

3/1/2020

2/28/2023

Cumulative Confirmed Deaths among Confirmed Cases by Date



Cases by Demographic Characteristics

Data are suppressed when the number of cases is five or below to protect the confidentiality of individuals. The sum of the cases for individual categories may be fewer than the total number of cases due to data suppression. Rates are not calculated for multiple races, other, and unknown race categories due to the unavailability of an appropriate denominator.

Cases

Deaths

Select case status:

- Confirmed
 Probable

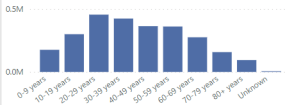
Select Preparedness Region:

All

Select county:

All

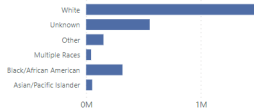
Cases by Age Group



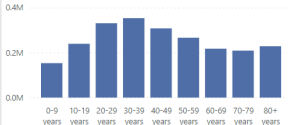
Cases by Sex



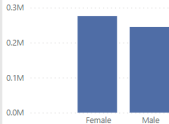
Cases by Race



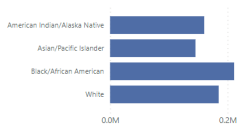
Cases per Million by Age Group



Cases per Million by Sex



Cases per Million by Race



Cases by Demographic Characteristics

Data are suppressed when the number of cases is five or below to protect the confidentiality of individuals. The sum of the cases for individual categories may be fewer than the total number of cases due to data suppression. Rates are not calculated for multiple races, other, and unknown race categories due to the unavailability of an appropriate denominator.

Cases

Deaths

Select case status:

- Confirmed
 Probable

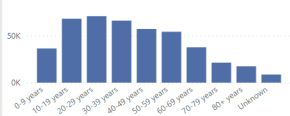
Select Preparedness Region:

All

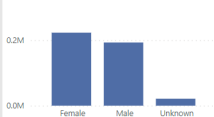
Select county:

All

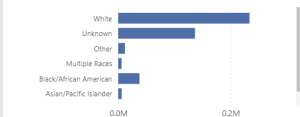
Cases by Age Group



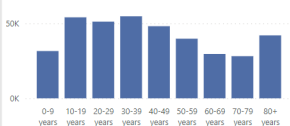
Cases by Sex



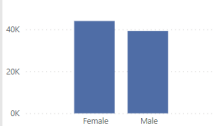
Cases by Race



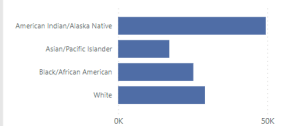
Cases per Million by Age Group



Cases per Million by Sex



Cases per Million by Race



Deaths by Demographic Characteristics

Data are suppressed when the number of deaths is five or below to protect the confidentiality of individuals. The sum of the deaths for individual categories may be fewer than the total number of deaths due to data suppression. Rates are not calculated for multiple races, other, and unknown race categories due to the unavailability of an appropriate denominator.

Cases

Deaths

Select case status:

- Confirmed
 Probable

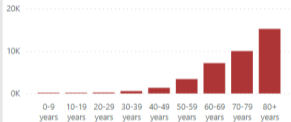
Select Preparedness Region:

All

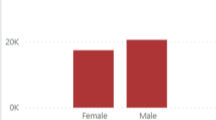
Select county:

All

Deaths by Age Group



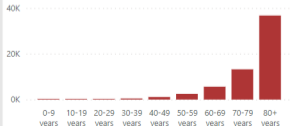
Deaths by Sex



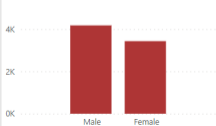
Deaths by Race



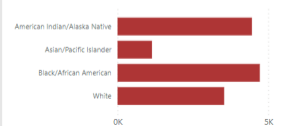
Deaths per Million by Age Group



Deaths per Million by Sex



Deaths per Million by Race



Deaths by Demographic Characteristics

Data are suppressed when the number of deaths is five or below to protect the confidentiality of individuals. The sum of the deaths for individual categories may be fewer than the total number of deaths due to data suppression. Rates are not calculated for multiple races, other, and unknown race categories due to the unavailability of an appropriate denominator.

Cases

Deaths

Select case status:

- Confirmed
 Probable

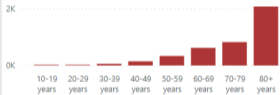
Select Preparedness Region:

All

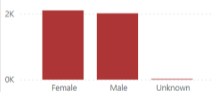
Select county:

All

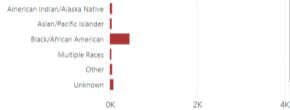
Deaths by Age Group



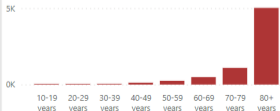
Deaths by Sex



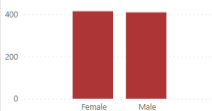
Deaths by Race



Deaths per Million by Age Group



Deaths per Million by Sex



Deaths per Million by Race



View Table

View Charts

Select Preparedness Region:

All

Select County:

All

Confirmatory tests are used to find current infection and look for genes from the severe acute respiratory syndrome coronavirus 2 (SARS-CoV-2), the virus that causes COVID-19. These tests, which are performed as nasal swabs, include: Nucleic acid amplification test/real-time polymerase chain reaction (NAAT/RT-PCR) tests.

Serology tests are used to look for the possibility of previous infection. Serology tests look for antibodies to SARS-CoV-2 in the blood. There are currently two types of serology tests: the enzyme-linked immunosorbent assay (ELISA) test and the rapid antibody detection test. Serology tests do not diagnose disease and do not guarantee immunity, but might provide information about previous infection.

Total Covid-19 Laboratory Tests

Total testing includes both confirmatory tests which are used to determine if an individual currently has COVID-19 and serology testing which is used to determine if a person has antibodies to COVID-19.

Filter by Date:

3/10/2020

2/26/2023

Total Laboratory Tests by Type and Date

Test Type ● Diagnostic ● Serology



Total Tests Completed to Date

Test Type	Total Tests	Tests per Million Residents
Diagnostic	27,757,841	2,778,248
Serology	837,231	83,797
Total	28,595,072	2,862,046

Percent of Tests Completed by Type





STATUS

DAILY CASES

CUMULATIVE TRENDS

DEMOGRAPHICS

TOTAL TESTING

CONFIRMATORY
TESTING

LEARN MORE

View Table

View Charts

Select Preparedness Region

All

Select County

All

Confirmatory tests are used to find current infection and look for genes from the severe acute respiratory syndrome coronavirus 2 (SARS-CoV-2), the virus that causes COVID-19. These tests, which are performed as nasal swabs, include: Nucleic acid amplification test/real-time polymerase chain reaction (NAAT/RT-PCR) tests. Confirmatory tests do not include serology tests which look for antibodies to SARS-Cov-2 in the blood.

Confirmatory Covid-19 Laboratory Tests

Confirmatory tests are used to determine if an individual is currently infected with COVID-19.

Filter by Date

3/10/2020

2/26/2023

Total Laboratory Tests by Type and Date

Test Type ● Negative ● Positive



Percent of Confirmatory Tests That Were Positive



Where does the data come from?

The State of Michigan COVID-19 Dashboard displays the most recent provisional data reported to the Michigan Department of Health and Humans Services (MDHHS) about cases in Michigan by selected demographics and county of residence (City of Detroit and Wayne County are reported separately). Data are reported to MDHHS via the [Michigan Disease Surveillance System \(MDSS\)](#). Provisional Death data are provided by the MDHHS Division for [Vital Records & Health Statistics](#).

How does MDHHS classify confirmed and probable cases?

Confirmed cases only include individuals who have had a positive diagnostic laboratory test for COVID-19. Probable cases include individuals who have symptoms consistent with COVID-19 and an epidemiologic link to a confirmed case or a positive serology (antibody) test, but do not have a positive diagnostic laboratory test for COVID-19 and individuals with a positive serology (antibody) test for COVID-19 and an epidemiologic link to a confirmed case.

How does MDHHS classify confirmed and probable deaths?

Confirmed deaths include individuals who meet one or more of the following conditions: 1) Have been identified as a confirmed case and classified as deceased as a result of a case investigation in the Michigan Disease Surveillance System (MDSS). MDSS is the database used by state and local health department to monitor reportable diseases like COVID-19; 2) have been identified as a confirmed case in MDSS had have a death certificate with COVID-19 listed as a cause of death; 3) have been identified as a confirmed case in MDSS and die within 30 days of onset of COVID-19 infection and have a death certificate which classifies their manner death as 'natural'. Probable deaths include individuals who have COVID indicated as a cause of death on their death certificate but have not had a positive diagnostic laboratory test.

Why do the number of probable cases fluctuate?

The number of probable cases can change daily based on the investigation efforts of the health department. When a probable case is first reported, local and/or state health department staff investigate to determine if the person meets the case definition of probable. As additional information is gathered, the case could be re-classified to confirmed, remain as probable, or be determined as not a case.

Why do data in the demographics tab not sum to the total number of cases for a county or region?

Data are not shown whenever the number of cases for a particular demographic category is fewer than six to protect the confidentiality of individuals. Rates are not calculated for other, multiple, and unknown race because an appropriate population denominator is not available for these categories at the county level.

Where can I get more information about COVID-19?

Visit <https://www.michigan.gov/coronavirus> to find information on resources and assistance, answers to frequently asked questions, and the latest updates on Michigan's response to COVID-19. For COVID-19 updates from CDC visit <https://www.cdc.gov/coronavirus/2019-ncov>.

Confirmed Variant of Concern Cases by Jurisdiction 2023-02-28	
County	Omicron
Alcona	9
Alger	2
Allegan	376
Alpena	47
Antrim	95
Arenac	32
Baraga	85
Barry	142
Bay	157
Benzie	14
Berrien	610
Branch	57
Calhoun	568
Cass	86
Charlevoix	78
Cheboygan	19
Chippewa	7
Clare	23
Clinton	78
Crawford	4
Delta	329
Detroit City	1819
Dickinson	29
Eaton	117
Emmet	53
Genesee	1043
Gladwin	12
Gogebic	8
Grand Traverse	117
Gratiot	24
Hillsdale	235
Houghton	183
Huron	36
Ingham	462
Ionia	172
Iosco	32
Iron	
Isabella	140
Jackson	903
Kalamazoo	817
Kalkaska	17
Kent	4521
Keweenaw	8
Lake	20
Lapeer	132

Leelanau	25
Lenawee	257
Livingston	1733
Luce	8
Mackinac	5
Macomb	3826
Manistee	28
Marquette	51
Mason	108
Mecosta	115
Menominee	63
Midland	61
Missaukee	15
Monroe	458
Montcalm	206
Montmorency	3
Muskegon	749
Newaygo	197
Oakland	5720
Oceana	85
Ogemaw	30
Ontonagon	4
Osceola	58
Oscoda	8
Otsego	30
Ottawa	1561
Presque Isle	5
Roscommon	14
Saginaw	217
Sanilac	79
Schoolcraft	6
Shiawassee	88
St Clair	886
St Joseph	79
Tuscola	208
Van Buren	471
Washtenaw	4600
Wayne	5707
Wexford	53
MDOC*	48
Out-of-State	131
Unknown	0
Grand Total	41714

PUBLIC USE DATASETS

Cases and Deaths by County

README

Includes total cases and deaths to date by case status (confirmed or probable) and county. County is based on the county of residence.

Confirmed cases only include individuals who have had a positive diagnostic laboratory test for COVID-19.

Probable cases include individuals who have symptoms consistent with COVID-19 and an epidemiologic link to a confirmed case or a positive serology (antibody) test, but do not have a positive diagnostic laboratory test for COVID-19 and individuals with a positive serology (antibody) test for COVID-19 and an epidemiologic link to a confirmed case.

Confirmed deaths include individuals who meet one or more of the following conditions: 1) Have been identified as a confirmed case and classified as deceased as a result of a case investigation in the Michigan Disease Surveillance System (MDSS). MDSS is the database used by state and local health department to monitor reportable diseases like COVID-19; 2) have been identified as a confirmed case in MDSS had have a death certificate with COVID-19 listed as a cause of death; 3) have been identified as a confirmed case in MDSS and die within 30 days of onset of COVID-19 infection and have a death certificate which classifies their manner death as 'natural'.

Probable deaths include individuals who have COVID indicated as a cause of death on their death certificate but have not had a positive diagnostic laboratory test.

The number of probable cases can change daily based on information obtained through the health department investigation. Probable cases can be re-classified as a confirmed case or determined to not be a case.

CASES AND DEATHS BY COUNTY 2023-02-28

Updated	COUNTY	ConfirmedCases	ConfirmedDeaths	ProbableCases	ProbableDeaths
2023-02-28 13:59:00	Alcona	1472	69	458	10
2023-02-28 13:59:00	Alger	1287	9	834	10
2023-02-28 13:59:00	Allegan	27517	326	4644	76
2023-02-28 13:59:00	Alpena	4922	137	1645	23
2023-02-28 13:59:00	Antrim	3731	65	1542	11
2023-02-28 13:59:00	Arenac	3400	78	504	10
2023-02-28 13:59:00	Baraga	2148	60	457	2
2023-02-28 13:59:00	Barry	13939	170	2995	23
2023-02-28 13:59:00	Bay	28428	641	3281	48
2023-02-28 13:59:00	Benzie	2952	67	1182	11
2023-02-28 13:59:00	Berrien	37039	632	4977	59
2023-02-28 13:59:00	Branch	11695	196	1787	17
2023-02-28 13:59:00	Calhoun	35730	634	6769	51
2023-02-28 13:59:00	Cass	10718	155	2395	17
2023-02-28 13:59:00	Charlevoix	3577	55	2286	15
2023-02-28 13:59:00	Cheboygan	3950	112	1837	19
2023-02-28 13:59:00	Chippewa	4198	99	6060	21
2023-02-28 13:59:00	Clare	6809	169	1339	16
2023-02-28 13:59:00	Clinton	17063	219	11066	19
2023-02-28 13:59:00	Crawford	2668	34	527	3
2023-02-28 13:59:00	Delta	9123	151	3306	39
2023-02-28 13:59:00	Dickinson	6257	106	3101	25
2023-02-28 13:59:00	Eaton	28433	436	6582	38
2023-02-28 13:59:00	Emmet	5114	91	2486	18
2023-02-28 13:59:00	Genesee	90868	1782	34184	232
2023-02-28 13:59:00	Gladwin	5750	116	1037	19
2023-02-28 13:59:00	Gogebic	3598	44	695	34
2023-02-28 13:59:00	Grand Traverse	16812	234	4716	40
2023-02-28 13:59:00	Gratiot	8534	191	4466	20
2023-02-28 13:59:00	Hillsdale	11222	212	1482	13
2023-02-28 13:59:00	Houghton	8291	96	1249	12
2023-02-28 13:59:00	Huron	7197	140	2551	26
2023-02-28 13:59:00	Ingham	67909	848	16811	61
2023-02-28 13:59:00	Ionia	18658	195	1318	11
2023-02-28 13:59:00	Iosco	4874	155	814	22
2023-02-28 13:59:00	Iron	3175	84	427	17
2023-02-28 13:59:00	Isabella	15035	210	2929	27
2023-02-28 13:59:00	Jackson	42838	601	7452	44
2023-02-28 13:59:00	Kalamazoo	67901	721	7780	97
2023-02-28 13:59:00	Kalkaska	3859	66	640	4
2023-02-28 13:59:00	Kent	180875	1554	20723	292
2023-02-28 13:59:00	Keweenaw	596	15	67	1
2023-02-28 13:59:00	Lake	1953	37	505	5
2023-02-28 13:59:00	Lapeer	20030	442	4267	34
2023-02-28 13:59:00	Leelanau	3183	58	1249	9
2023-02-28 13:59:00	Lenawee	23605	331	7249	33

2023-02-28 13:59:00	Livingston	47315	495	10870	43
2023-02-28 13:59:00	Luce	784	17	886	5
2023-02-28 13:59:00	Mackinac	1945	34	1045	6
2023-02-28 13:59:00	Macomb	268494	4233	31431	366
2023-02-28 13:59:00	Manistee	3538	89	1321	18
2023-02-28 13:59:00	Marquette	14867	147	4401	22
2023-02-28 13:59:00	Mason	7567	112	775	5
2023-02-28 13:59:00	Mecosta	9224	116	1068	13
2023-02-28 13:59:00	Menominee	4932	69	2229	16
2023-02-28 13:59:00	Midland	21370	227	2107	37
2023-02-28 13:59:00	Missaukee	2660	53	926	16
2023-02-28 13:59:00	Monroe	39885	475	8417	62
2023-02-28 13:59:00	Montcalm	15335	229	2588	17
2023-02-28 13:59:00	Montmorency	1448	49	547	4
2023-02-28 13:59:00	Muskegon	45281	670	3358	51
2023-02-28 13:59:00	Newaygo	12333	167	1358	16
2023-02-28 13:59:00	Oakland	336596	4132	47647	415
2023-02-28 13:59:00	Oceana	7000	95	724	10
2023-02-28 13:59:00	Ogemaw	4229	95	847	26
2023-02-28 13:59:00	Ontonagon	1199	42	142	3
2023-02-28 13:59:00	Osceola	4973	91	1019	8
2023-02-28 13:59:00	Oscoda	1370	56	324	5
2023-02-28 13:59:00	Otsego	4896	94	1883	23
2023-02-28 13:59:00	Ottawa	77292	732	10553	194
2023-02-28 13:59:00	Presque Isle	1722	55	660	11
2023-02-28 13:59:00	Roscommon	4102	113	1518	16
2023-02-28 13:59:00	Saginaw	55665	1014	5350	68
2023-02-28 13:59:00	Sanilac	8816	203	1790	23
2023-02-28 13:59:00	Schoolcraft	1409	14	825	5
2023-02-28 13:59:00	Shiawassee	17660	241	4529	26
2023-02-28 13:59:00	St Clair	41914	869	8587	76
2023-02-28 13:59:00	St Joseph	13628	190	2449	48
2023-02-28 13:59:00	Tuscola	12372	287	3325	29
2023-02-28 13:59:00	Van Buren	19096	290	1684	43
2023-02-28 13:59:00	Washtenaw	92191	603	17103	38
2023-02-28 13:59:00	Wayne	331479	4741	28449	473
2023-02-28 13:59:00	Wexford	6417	112	2246	16
2023-02-28 13:59:00	MDOC	27483	172	15008	9
2023-02-28 13:59:00	FCI	324	5	5	0
2023-02-28 13:59:00	Out-of-State	8559	52	748	3
2023-02-28 13:59:00	Unknown	23	0	7	0
2023-02-28 13:59:00	Detroit City	163568	3656	11908	218

PUBLIC USE DATASETS

Cases by Demographics Statewide

README

Includes the total number of confirmed and probable cases and confirmed and probable deaths to date by demographic characteristics

Confirmed cases only include individuals who have had a positive diagnostic laboratory test for COVID-19.

Probable cases include individuals who have symptoms consistent with COVID-19 and an epidemiologic link to a confirmed case or a positive serology (antibody) test, but do not have a positive diagnostic laboratory test for COVID-19 and individuals with a positive serology (antibody) test for COVID-19 and an epidemiologic link to a confirmed case.

Confirmed deaths include individuals who meet one or more of the following conditions: 1) Have been identified as a confirmed case and classified as deceased as a result of a case investigation in the Michigan Disease Surveillance System (MDSS). MDSS is the database used by state and local health department to monitor reportable diseases like COVID-19; 2) have been identified as a confirmed case in MDSS had have a death certificate with COVID-19 listed as a cause of death; 3) have been identified as a confirmed case in MDSS and die within 30 days of onset of COVID-19 infection and have a death certificate which classifies their manner death as 'natural'.

Probable deaths include individuals who have COVID indicated as a cause of death on their death certificate but have not had a positive diagnostic laboratory test.

The number of probable cases can change daily based on information obtained through the health department investigation. Probable cases can be re-classified as a confirmed case or determined to not be a case.

Data is suppressed when the number of cases or deaths in a single category is between one and five to protect the confidentiality of individuals.

CASES BY DEMOGRAPHICS 2023-02-28

CASE_STATUS	AgeCat	RaceCat	SEX	Cases	Deaths
Confirmed	0-9 years	American Indian/Alaska Native	Female	636	0
Confirmed	10-19 years	American Indian/Alaska Native	Female	1064	0
Confirmed	20-29 years	American Indian/Alaska Native	Female	1617	0
Confirmed	30-39 years	American Indian/Alaska Native	Female	1499	Suppressed
Confirmed	40-49 years	American Indian/Alaska Native	Female	1255	15
Confirmed	50-59 years	American Indian/Alaska Native	Female	1064	31
Confirmed	60-69 years	American Indian/Alaska Native	Female	657	40
Confirmed	70-79 years	American Indian/Alaska Native	Female	329	53
Confirmed	80+ years	American Indian/Alaska Native	Female	167	59
Confirmed	Unknown	American Indian/Alaska Native	Female	Suppressed	0
Confirmed	0-9 years	Asian/Pacific Islander	Female	2085	Suppressed
Confirmed	10-19 years	Asian/Pacific Islander	Female	3579	0
Confirmed	20-29 years	Asian/Pacific Islander	Female	6244	Suppressed
Confirmed	30-39 years	Asian/Pacific Islander	Female	5381	7
Confirmed	40-49 years	Asian/Pacific Islander	Female	4378	10
Confirmed	50-59 years	Asian/Pacific Islander	Female	3141	18
Confirmed	60-69 years	Asian/Pacific Islander	Female	1568	21
Confirmed	70-79 years	Asian/Pacific Islander	Female	816	43
Confirmed	80+ years	Asian/Pacific Islander	Female	443	65
Confirmed	Unknown	Asian/Pacific Islander	Female	Suppressed	0
Confirmed	0-9 years	Black/African American	Female	12405	Suppressed
Confirmed	10-19 years	Black/African American	Female	19522	6
Confirmed	20-29 years	Black/African American	Female	35359	37
Confirmed	30-39 years	Black/African American	Female	33821	81
Confirmed	40-49 years	Black/African American	Female	25514	161
Confirmed	50-59 years	Black/African American	Female	21787	404
Confirmed	60-69 years	Black/African American	Female	15936	797
Confirmed	70-79 years	Black/African American	Female	8395	908
Confirmed	80+ years	Black/African American	Female	4822	1103
Confirmed	Unknown	Black/African American	Female	37	0
Confirmed	0-9 years	Multiple Races	Female	1713	0
Confirmed	10-19 years	Multiple Races	Female	3656	Suppressed
Confirmed	20-29 years	Multiple Races	Female	4320	0
Confirmed	30-39 years	Multiple Races	Female	3180	Suppressed
Confirmed	40-49 years	Multiple Races	Female	2945	10
Confirmed	50-59 years	Multiple Races	Female	2992	13
Confirmed	60-69 years	Multiple Races	Female	2279	19
Confirmed	70-79 years	Multiple Races	Female	1271	47
Confirmed	80+ years	Multiple Races	Female	751	83
Confirmed	Unknown	Multiple Races	Female	14	0
Confirmed	0-9 years	Other	Female	7545	Suppressed
Confirmed	10-19 years	Other	Female	10827	Suppressed
Confirmed	20-29 years	Other	Female	14976	Suppressed
Confirmed	30-39 years	Other	Female	12659	11
Confirmed	40-49 years	Other	Female	10818	20
Confirmed	50-59 years	Other	Female	8803	37
Confirmed	60-69 years	Other	Female	5894	78

Confirmed	70-79 years	Other	Female	2958	79
Confirmed	80+ years	Other	Female	1682	125
Confirmed	Unknown	Other	Female	35	0
Confirmed	0-9 years	Refused	Female	0	0
Confirmed	10-19 years	Refused	Female	0	0
Confirmed	20-29 years	Refused	Female	0	0
Confirmed	30-39 years	Refused	Female	0	0
Confirmed	40-49 years	Refused	Female	0	0
Confirmed	50-59 years	Refused	Female	0	0
Confirmed	60-69 years	Refused	Female	0	0
Confirmed	70-79 years	Refused	Female	0	0
Confirmed	80+ years	Refused	Female	0	0
Confirmed	Unknown	Refused	Female	0	0
Confirmed	0-9 years	Unknown	Female	17558	0
Confirmed	10-19 years	Unknown	Female	33892	0
Confirmed	20-29 years	Unknown	Female	51409	Suppressed
Confirmed	30-39 years	Unknown	Female	48190	Suppressed
Confirmed	40-49 years	Unknown	Female	43994	7
Confirmed	50-59 years	Unknown	Female	41714	9
Confirmed	60-69 years	Unknown	Female	26683	26
Confirmed	70-79 years	Unknown	Female	12815	32
Confirmed	80+ years	Unknown	Female	7071	98
Confirmed	Unknown	Unknown	Female	301	0
Confirmed	0-9 years	White	Female	42551	6
Confirmed	10-19 years	White	Female	84077	9
Confirmed	20-29 years	White	Female	138026	52
Confirmed	30-39 years	White	Female	129143	131
Confirmed	40-49 years	White	Female	110546	292
Confirmed	50-59 years	White	Female	112104	826
Confirmed	60-69 years	White	Female	90915	1961
Confirmed	70-79 years	White	Female	55728	3043
Confirmed	80+ years	White	Female	39648	6517
Confirmed	Unknown	White	Female	236	0
Confirmed	0-9 years	American Indian/Alaska Native	Male	609	0
Confirmed	10-19 years	American Indian/Alaska Native	Male	1002	0
Confirmed	20-29 years	American Indian/Alaska Native	Male	1179	Suppressed
Confirmed	30-39 years	American Indian/Alaska Native	Male	1015	6
Confirmed	40-49 years	American Indian/Alaska Native	Male	912	10
Confirmed	50-59 years	American Indian/Alaska Native	Male	794	26
Confirmed	60-69 years	American Indian/Alaska Native	Male	587	84
Confirmed	70-79 years	American Indian/Alaska Native	Male	291	51
Confirmed	80+ years	American Indian/Alaska Native	Male	113	33
Confirmed	Unknown	American Indian/Alaska Native	Male	Suppressed	0
Confirmed	0-9 years	Asian/Pacific Islander	Male	2387	Suppressed
Confirmed	10-19 years	Asian/Pacific Islander	Male	3173	Suppressed
Confirmed	20-29 years	Asian/Pacific Islander	Male	5658	Suppressed
Confirmed	30-39 years	Asian/Pacific Islander	Male	4790	8
Confirmed	40-49 years	Asian/Pacific Islander	Male	3503	14
Confirmed	50-59 years	Asian/Pacific Islander	Male	2772	16
Confirmed	60-69 years	Asian/Pacific Islander	Male	1665	54

Confirmed	70-79 years	Asian/Pacific Islander	Male	784	75
Confirmed	80+ years	Asian/Pacific Islander	Male	370	76
Confirmed	Unknown	Asian/Pacific Islander	Male	Suppressed	0
Confirmed	0-9 years	Black/African American	Male	13452	Suppressed
Confirmed	10-19 years	Black/African American	Male	16775	Suppressed
Confirmed	20-29 years	Black/African American	Male	24860	39
Confirmed	30-39 years	Black/African American	Male	24244	98
Confirmed	40-49 years	Black/African American	Male	19278	254
Confirmed	50-59 years	Black/African American	Male	17850	530
Confirmed	60-69 years	Black/African American	Male	13012	900
Confirmed	70-79 years	Black/African American	Male	6633	1007
Confirmed	80+ years	Black/African American	Male	2780	752
Confirmed	Unknown	Black/African American	Male	20	0
Confirmed	0-9 years	Multiple Races	Male	1892	Suppressed
Confirmed	10-19 years	Multiple Races	Male	3452	Suppressed
Confirmed	20-29 years	Multiple Races	Male	3563	Suppressed
Confirmed	30-39 years	Multiple Races	Male	2637	Suppressed
Confirmed	40-49 years	Multiple Races	Male	2394	11
Confirmed	50-59 years	Multiple Races	Male	2383	17
Confirmed	60-69 years	Multiple Races	Male	2061	54
Confirmed	70-79 years	Multiple Races	Male	1212	58
Confirmed	80+ years	Multiple Races	Male	493	78
Confirmed	Unknown	Multiple Races	Male	16	0
Confirmed	0-9 years	Other	Male	8180	Suppressed
Confirmed	10-19 years	Other	Male	10119	Suppressed
Confirmed	20-29 years	Other	Male	13679	Suppressed
Confirmed	30-39 years	Other	Male	12052	11
Confirmed	40-49 years	Other	Male	10437	48
Confirmed	50-59 years	Other	Male	8951	73
Confirmed	60-69 years	Other	Male	5679	149
Confirmed	70-79 years	Other	Male	2703	118
Confirmed	80+ years	Other	Male	1194	121
Confirmed	Unknown	Other	Male	33	0
Confirmed	0-9 years	Refused	Male	0	0
Confirmed	10-19 years	Refused	Male	0	0
Confirmed	20-29 years	Refused	Male	0	0
Confirmed	30-39 years	Refused	Male	0	0
Confirmed	40-49 years	Refused	Male	0	0
Confirmed	50-59 years	Refused	Male	0	0
Confirmed	60-69 years	Refused	Male	0	0
Confirmed	70-79 years	Refused	Male	0	0
Confirmed	80+ years	Refused	Male	0	0
Confirmed	Unknown	Refused	Male	0	0
Confirmed	0-9 years	Unknown	Male	18297	0
Confirmed	10-19 years	Unknown	Male	31594	Suppressed
Confirmed	20-29 years	Unknown	Male	48710	Suppressed
Confirmed	30-39 years	Unknown	Male	45455	9
Confirmed	40-49 years	Unknown	Male	39094	14
Confirmed	50-59 years	Unknown	Male	38732	25
Confirmed	60-69 years	Unknown	Male	24360	36

Confirmed	70-79 years	Unknown	Male	10614	48
Confirmed	80+ years	Unknown	Male	4752	64
Confirmed	Unknown	Unknown	Male	310	0
Confirmed	0-9 years	White	Male	46218	Suppressed
Confirmed	10-19 years	White	Male	76273	7
Confirmed	20-29 years	White	Male	104663	68
Confirmed	30-39 years	White	Male	99293	191
Confirmed	40-49 years	White	Male	87852	471
Confirmed	50-59 years	White	Male	97408	1369
Confirmed	60-69 years	White	Male	84087	2942
Confirmed	70-79 years	White	Male	53127	4445
Confirmed	80+ years	White	Male	30180	6063
Confirmed	Unknown	White	Male	163	0
Confirmed	0-9 years	American Indian/Alaska Native	Unknown	8	0
Confirmed	10-19 years	American Indian/Alaska Native	Unknown	15	0
Confirmed	20-29 years	American Indian/Alaska Native	Unknown	12	0
Confirmed	30-39 years	American Indian/Alaska Native	Unknown	12	0
Confirmed	40-49 years	American Indian/Alaska Native	Unknown	Suppressed	0
Confirmed	50-59 years	American Indian/Alaska Native	Unknown	7	0
Confirmed	60-69 years	American Indian/Alaska Native	Unknown	Suppressed	0
Confirmed	70-79 years	American Indian/Alaska Native	Unknown	Suppressed	0
Confirmed	80+ years	American Indian/Alaska Native	Unknown	0	0
Confirmed	Unknown	American Indian/Alaska Native	Unknown	0	0
Confirmed	0-9 years	Asian/Pacific Islander	Unknown	6	0
Confirmed	10-19 years	Asian/Pacific Islander	Unknown	17	0
Confirmed	20-29 years	Asian/Pacific Islander	Unknown	33	0
Confirmed	30-39 years	Asian/Pacific Islander	Unknown	13	0
Confirmed	40-49 years	Asian/Pacific Islander	Unknown	12	0
Confirmed	50-59 years	Asian/Pacific Islander	Unknown	11	0
Confirmed	60-69 years	Asian/Pacific Islander	Unknown	Suppressed	0
Confirmed	70-79 years	Asian/Pacific Islander	Unknown	Suppressed	0
Confirmed	80+ years	Asian/Pacific Islander	Unknown	0	0
Confirmed	Unknown	Asian/Pacific Islander	Unknown	Suppressed	0
Confirmed	0-9 years	Black/African American	Unknown	27	0
Confirmed	10-19 years	Black/African American	Unknown	51	0
Confirmed	20-29 years	Black/African American	Unknown	159	0
Confirmed	30-39 years	Black/African American	Unknown	157	0
Confirmed	40-49 years	Black/African American	Unknown	169	0
Confirmed	50-59 years	Black/African American	Unknown	142	0
Confirmed	60-69 years	Black/African American	Unknown	76	0
Confirmed	70-79 years	Black/African American	Unknown	22	0
Confirmed	80+ years	Black/African American	Unknown	10	0
Confirmed	Unknown	Black/African American	Unknown	Suppressed	0
Confirmed	0-9 years	Multiple Races	Unknown	25	0
Confirmed	10-19 years	Multiple Races	Unknown	37	0
Confirmed	20-29 years	Multiple Races	Unknown	36	0
Confirmed	30-39 years	Multiple Races	Unknown	28	0
Confirmed	40-49 years	Multiple Races	Unknown	36	0
Confirmed	50-59 years	Multiple Races	Unknown	11	0
Confirmed	60-69 years	Multiple Races	Unknown	25	0

Confirmed	70-79 years	Multiple Races	Unknown	11	0
Confirmed	80+ years	Multiple Races	Unknown	Suppressed	0
Confirmed	Unknown	Multiple Races	Unknown	Suppressed	0
Confirmed	0-9 years	Other	Unknown	139	0
Confirmed	10-19 years	Other	Unknown	260	0
Confirmed	20-29 years	Other	Unknown	415	0
Confirmed	30-39 years	Other	Unknown	439	0
Confirmed	40-49 years	Other	Unknown	400	0
Confirmed	50-59 years	Other	Unknown	249	0
Confirmed	60-69 years	Other	Unknown	169	0
Confirmed	70-79 years	Other	Unknown	63	0
Confirmed	80+ years	Other	Unknown	27	0
Confirmed	Unknown	Other	Unknown	30	0
Probable	0-9 years	American Indian/Alaska Native	Female	262	0
Probable	10-19 years	American Indian/Alaska Native	Female	480	0
Probable	20-29 years	American Indian/Alaska Native	Female	428	0
Probable	30-39 years	American Indian/Alaska Native	Female	430	0
Probable	40-49 years	American Indian/Alaska Native	Female	331	0
Probable	50-59 years	American Indian/Alaska Native	Female	283	0
Probable	60-69 years	American Indian/Alaska Native	Female	155	Suppressed
Probable	70-79 years	American Indian/Alaska Native	Female	64	6
Probable	80+ years	American Indian/Alaska Native	Female	28	12
Probable	Unknown	American Indian/Alaska Native	Female	7	0
Probable	0-9 years	Asian/Pacific Islander	Female	301	0
Probable	10-19 years	Asian/Pacific Islander	Female	488	0
Probable	20-29 years	Asian/Pacific Islander	Female	681	0
Probable	30-39 years	Asian/Pacific Islander	Female	544	0
Probable	40-49 years	Asian/Pacific Islander	Female	504	0
Probable	50-59 years	Asian/Pacific Islander	Female	391	Suppressed
Probable	60-69 years	Asian/Pacific Islander	Female	193	Suppressed
Probable	70-79 years	Asian/Pacific Islander	Female	76	Suppressed
Probable	80+ years	Asian/Pacific Islander	Female	50	7
Probable	Unknown	Asian/Pacific Islander	Female	14	0
Probable	0-9 years	Black/African American	Female	1301	Suppressed
Probable	10-19 years	Black/African American	Female	2479	Suppressed
Probable	20-29 years	Black/African American	Female	4096	Suppressed
Probable	30-39 years	Black/African American	Female	3641	8
Probable	40-49 years	Black/African American	Female	2749	16
Probable	50-59 years	Black/African American	Female	2199	27
Probable	60-69 years	Black/African American	Female	1355	49
Probable	70-79 years	Black/African American	Female	617	40
Probable	80+ years	Black/African American	Female	366	67
Probable	Unknown	Black/African American	Female	54	Suppressed
Probable	0-9 years	Multiple Races	Female	384	0
Probable	10-19 years	Multiple Races	Female	703	0
Probable	20-29 years	Multiple Races	Female	497	0
Probable	30-39 years	Multiple Races	Female	362	0
Probable	40-49 years	Multiple Races	Female	339	0
Probable	50-59 years	Multiple Races	Female	318	Suppressed
Probable	60-69 years	Multiple Races	Female	249	Suppressed

Probable	70-79 years	Multiple Races	Female	124	Suppressed
Probable	80+ years	Multiple Races	Female	94	13
Probable	Unknown	Multiple Races	Female	77	0
Probable	0-9 years	Other	Female	427	0
Probable	10-19 years	Other	Female	851	0
Probable	20-29 years	Other	Female	1113	Suppressed
Probable	30-39 years	Other	Female	923	0
Probable	40-49 years	Other	Female	758	Suppressed
Probable	50-59 years	Other	Female	614	7
Probable	60-69 years	Other	Female	324	Suppressed
Probable	70-79 years	Other	Female	154	Suppressed
Probable	80+ years	Other	Female	92	Suppressed
Probable	Unknown	Other	Female	38	0
Probable	0-9 years	Refused	Female	0	0
Probable	10-19 years	Refused	Female	0	0
Probable	20-29 years	Refused	Female	0	0
Probable	30-39 years	Refused	Female	0	0
Probable	40-49 years	Refused	Female	0	0
Probable	50-59 years	Refused	Female	0	0
Probable	60-69 years	Refused	Female	0	0
Probable	70-79 years	Refused	Female	0	0
Probable	80+ years	Refused	Female	0	0
Probable	Unknown	Refused	Female	0	0
Probable	0-9 years	Unknown	Female	5171	Suppressed
Probable	10-19 years	Unknown	Female	9599	0
Probable	20-29 years	Unknown	Female	10027	0
Probable	30-39 years	Unknown	Female	9042	Suppressed
Probable	40-49 years	Unknown	Female	8308	0
Probable	50-59 years	Unknown	Female	8027	Suppressed
Probable	60-69 years	Unknown	Female	5248	7
Probable	70-79 years	Unknown	Female	2771	Suppressed
Probable	80+ years	Unknown	Female	2144	19
Probable	Unknown	Unknown	Female	2373	Suppressed
Probable	0-9 years	White	Female	8929	0
Probable	10-19 years	White	Female	18276	Suppressed
Probable	20-29 years	White	Female	19882	7
Probable	30-39 years	White	Female	18689	11
Probable	40-49 years	White	Female	16765	37
Probable	50-59 years	White	Female	16386	111
Probable	60-69 years	White	Female	12077	177
Probable	70-79 years	White	Female	7434	294
Probable	80+ years	White	Female	8144	1133
Probable	Unknown	White	Female	736	Suppressed
Probable	0-9 years	American Indian/Alaska Native	Male	263	0
Probable	10-19 years	American Indian/Alaska Native	Male	477	0
Probable	20-29 years	American Indian/Alaska Native	Male	352	0
Probable	30-39 years	American Indian/Alaska Native	Male	327	0
Probable	40-49 years	American Indian/Alaska Native	Male	264	Suppressed
Probable	50-59 years	American Indian/Alaska Native	Male	212	Suppressed
Probable	60-69 years	American Indian/Alaska Native	Male	116	6

Probable	70-79 years	American Indian/Alaska Native	Male	51	9
Probable	80+ years	American Indian/Alaska Native	Male	28	7
Probable	Unknown	American Indian/Alaska Native	Male	Suppressed	0
Probable	0-9 years	Asian/Pacific Islander	Male	343	0
Probable	10-19 years	Asian/Pacific Islander	Male	531	0
Probable	20-29 years	Asian/Pacific Islander	Male	604	0
Probable	30-39 years	Asian/Pacific Islander	Male	550	Suppressed
Probable	40-49 years	Asian/Pacific Islander	Male	360	0
Probable	50-59 years	Asian/Pacific Islander	Male	298	7
Probable	60-69 years	Asian/Pacific Islander	Male	138	6
Probable	70-79 years	Asian/Pacific Islander	Male	71	Suppressed
Probable	80+ years	Asian/Pacific Islander	Male	32	6
Probable	Unknown	Asian/Pacific Islander	Male	9	0
Probable	0-9 years	Black/African American	Male	1318	0
Probable	10-19 years	Black/African American	Male	2258	Suppressed
Probable	20-29 years	Black/African American	Male	4019	Suppressed
Probable	30-39 years	Black/African American	Male	3969	8
Probable	40-49 years	Black/African American	Male	2771	21
Probable	50-59 years	Black/African American	Male	2256	47
Probable	60-69 years	Black/African American	Male	1286	53
Probable	70-79 years	Black/African American	Male	561	55
Probable	80+ years	Black/African American	Male	202	47
Probable	Unknown	Black/African American	Male	50	0
Probable	0-9 years	Multiple Races	Male	384	0
Probable	10-19 years	Multiple Races	Male	695	0
Probable	20-29 years	Multiple Races	Male	381	Suppressed
Probable	30-39 years	Multiple Races	Male	314	Suppressed
Probable	40-49 years	Multiple Races	Male	281	Suppressed
Probable	50-59 years	Multiple Races	Male	250	0
Probable	60-69 years	Multiple Races	Male	197	Suppressed
Probable	70-79 years	Multiple Races	Male	114	Suppressed
Probable	80+ years	Multiple Races	Male	58	8
Probable	Unknown	Multiple Races	Male	69	0
Probable	0-9 years	Other	Male	488	0
Probable	10-19 years	Other	Male	893	0
Probable	20-29 years	Other	Male	1050	0
Probable	30-39 years	Other	Male	888	0
Probable	40-49 years	Other	Male	733	6
Probable	50-59 years	Other	Male	550	Suppressed
Probable	60-69 years	Other	Male	326	8
Probable	70-79 years	Other	Male	152	6
Probable	80+ years	Other	Male	68	9
Probable	Unknown	Other	Male	32	0
Probable	0-9 years	Refused	Male	0	0
Probable	10-19 years	Refused	Male	0	0
Probable	20-29 years	Refused	Male	0	0
Probable	30-39 years	Refused	Male	0	0
Probable	40-49 years	Refused	Male	0	0
Probable	50-59 years	Refused	Male	0	0
Probable	60-69 years	Refused	Male	0	0

Probable	70-79 years	Refused	Male	0	0
Probable	80+ years	Refused	Male	0	0
Probable	Unknown	Refused	Male	0	0
Probable	0-9 years	Unknown	Male	5380	0
Probable	10-19 years	Unknown	Male	9264	0
Probable	20-29 years	Unknown	Male	9333	Suppressed
Probable	30-39 years	Unknown	Male	8329	Suppressed
Probable	40-49 years	Unknown	Male	7338	Suppressed
Probable	50-59 years	Unknown	Male	7004	Suppressed
Probable	60-69 years	Unknown	Male	4551	9
Probable	70-79 years	Unknown	Male	2302	Suppressed
Probable	80+ years	Unknown	Male	1209	21
Probable	Unknown	Unknown	Male	1993	0
Probable	0-9 years	White	Male	9387	Suppressed
Probable	10-19 years	White	Male	17327	Suppressed
Probable	20-29 years	White	Male	15312	8
Probable	30-39 years	White	Male	15160	24
Probable	40-49 years	White	Male	13028	61
Probable	50-59 years	White	Male	13233	122
Probable	60-69 years	White	Male	10078	289
Probable	70-79 years	White	Male	6133	393
Probable	80+ years	White	Male	4361	727
Probable	Unknown	White	Male	628	0
Probable	0-9 years	American Indian/Alaska Native	Unknown	Suppressed	0
Probable	10-19 years	American Indian/Alaska Native	Unknown	Suppressed	0
Probable	20-29 years	American Indian/Alaska Native	Unknown	Suppressed	0
Probable	30-39 years	American Indian/Alaska Native	Unknown	Suppressed	0
Probable	40-49 years	American Indian/Alaska Native	Unknown	Suppressed	0
Probable	50-59 years	American Indian/Alaska Native	Unknown	Suppressed	0
Probable	60-69 years	American Indian/Alaska Native	Unknown	Suppressed	0
Probable	70-79 years	American Indian/Alaska Native	Unknown	Suppressed	0
Probable	80+ years	American Indian/Alaska Native	Unknown	0	0
Probable	Unknown	American Indian/Alaska Native	Unknown	Suppressed	0
Probable	0-9 years	Asian/Pacific Islander	Unknown	7	0
Probable	10-19 years	Asian/Pacific Islander	Unknown	14	0
Probable	20-29 years	Asian/Pacific Islander	Unknown	13	0
Probable	30-39 years	Asian/Pacific Islander	Unknown	11	0
Probable	40-49 years	Asian/Pacific Islander	Unknown	Suppressed	0
Probable	50-59 years	Asian/Pacific Islander	Unknown	7	0
Probable	60-69 years	Asian/Pacific Islander	Unknown	Suppressed	0
Probable	70-79 years	Asian/Pacific Islander	Unknown	0	0
Probable	80+ years	Asian/Pacific Islander	Unknown	0	0
Probable	Unknown	Asian/Pacific Islander	Unknown	Suppressed	0
Probable	0-9 years	Black/African American	Unknown	29	0
Probable	10-19 years	Black/African American	Unknown	68	0
Probable	20-29 years	Black/African American	Unknown	64	0
Probable	30-39 years	Black/African American	Unknown	49	0
Probable	40-49 years	Black/African American	Unknown	44	0
Probable	50-59 years	Black/African American	Unknown	39	0
Probable	60-69 years	Black/African American	Unknown	25	0

Probable	70-79 years	Black/African American	Unknown	13	0
Probable	80+ years	Black/African American	Unknown	Suppressed	0
Probable	Unknown	Black/African American	Unknown	11	0
Probable	0-9 years	Multiple Races	Unknown	29	0
Probable	10-19 years	Multiple Races	Unknown	61	0
Probable	20-29 years	Multiple Races	Unknown	34	0
Probable	30-39 years	Multiple Races	Unknown	28	0
Probable	40-49 years	Multiple Races	Unknown	27	0
Probable	50-59 years	Multiple Races	Unknown	19	0
Probable	60-69 years	Multiple Races	Unknown	14	0
Probable	70-79 years	Multiple Races	Unknown	Suppressed	0
Probable	80+ years	Multiple Races	Unknown	Suppressed	0
Probable	Unknown	Multiple Races	Unknown	22	0
Probable	0-9 years	Other	Unknown	73	0
Probable	10-19 years	Other	Unknown	204	0
Probable	20-29 years	Other	Unknown	264	0
Probable	30-39 years	Other	Unknown	345	0
Probable	40-49 years	Other	Unknown	234	0
Probable	50-59 years	Other	Unknown	200	0
Probable	60-69 years	Other	Unknown	128	0
Probable	70-79 years	Other	Unknown	37	0
Probable	80+ years	Other	Unknown	14	0
Probable	Unknown	Other	Unknown	15	0
Confirmed	0-9 years	Refused	Unknown	0	0
Probable	0-9 years	Refused	Unknown	0	0
Confirmed	10-19 years	Refused	Unknown	0	0
Probable	10-19 years	Refused	Unknown	0	0
Confirmed	20-29 years	Refused	Unknown	0	0
Probable	20-29 years	Refused	Unknown	0	0
Confirmed	30-39 years	Refused	Unknown	0	0
Probable	30-39 years	Refused	Unknown	0	0
Confirmed	40-49 years	Refused	Unknown	0	0
Probable	40-49 years	Refused	Unknown	0	0
Confirmed	50-59 years	Refused	Unknown	0	0
Probable	50-59 years	Refused	Unknown	0	0
Confirmed	60-69 years	Refused	Unknown	0	0
Probable	60-69 years	Refused	Unknown	0	0
Confirmed	70-79 years	Refused	Unknown	0	0
Probable	70-79 years	Refused	Unknown	0	0
Confirmed	80+ years	Refused	Unknown	0	0
Probable	80+ years	Refused	Unknown	0	0
Confirmed	Unknown	Refused	Unknown	0	0
Probable	Unknown	Refused	Unknown	0	0
Confirmed	0-9 years	Unknown	Unknown	731	0
Probable	0-9 years	Unknown	Unknown	1675	0
Confirmed	10-19 years	Unknown	Unknown	1401	0
Probable	10-19 years	Unknown	Unknown	2931	0
Confirmed	20-29 years	Unknown	Unknown	1754	0
Probable	20-29 years	Unknown	Unknown	2341	0
Confirmed	30-39 years	Unknown	Unknown	1474	0

Probable	30-39 years	Unknown	Unknown	2095	0
Confirmed	40-49 years	Unknown	Unknown	1372	0
Probable	40-49 years	Unknown	Unknown	2026	0
Confirmed	50-59 years	Unknown	Unknown	1212	0
Probable	50-59 years	Unknown	Unknown	1669	0
Confirmed	60-69 years	Unknown	Unknown	702	0
Probable	60-69 years	Unknown	Unknown	1059	0
Confirmed	70-79 years	Unknown	Unknown	331	Suppressed
Probable	70-79 years	Unknown	Unknown	549	0
Confirmed	80+ years	Unknown	Unknown	195	Suppressed
Probable	80+ years	Unknown	Unknown	504	Suppressed
Confirmed	Unknown	Unknown	Unknown	244	Suppressed
Probable	Unknown	Unknown	Unknown	2434	0
Confirmed	0-9 years	White	Unknown	144	0
Probable	0-9 years	White	Unknown	214	0
Confirmed	10-19 years	White	Unknown	419	0
Probable	10-19 years	White	Unknown	421	0
Confirmed	20-29 years	White	Unknown	600	0
Probable	20-29 years	White	Unknown	243	0
Confirmed	30-39 years	White	Unknown	456	0
Probable	30-39 years	White	Unknown	280	0
Confirmed	40-49 years	White	Unknown	394	0
Probable	40-49 years	White	Unknown	226	0
Confirmed	50-59 years	White	Unknown	332	0
Probable	50-59 years	White	Unknown	191	0
Confirmed	60-69 years	White	Unknown	281	0
Probable	60-69 years	White	Unknown	105	Suppressed
Confirmed	70-79 years	White	Unknown	126	0
Probable	70-79 years	White	Unknown	62	Suppressed
Confirmed	80+ years	White	Unknown	62	0
Probable	80+ years	White	Unknown	23	Suppressed
Confirmed	Unknown	White	Unknown	7	0
Probable	Unknown	White	Unknown	66	0

PUBLIC USE DATASETS

COVID-19 Tests by County

README

Data includes tests by type (diagnostic, serology or total combined) by county.

Diagnostic tests are used to find current infection and look for genes or proteins from the severe acute respiratory syndrome coronavirus 2 (SARS-CoV-2), the virus that causes COVID-19. These tests, which are performed as nasal swabs, include: Nucleic acid amplification test/real-time polymerase chain reaction (NAAT/RT-PCR) test and rapid virus antigen detection point of care (POC) tests.

Serology tests are used to look for the possibility of previous infection. Serology tests look for antibodies to SARS-CoV-2 in the blood. There are currently two types of serology tests: the enzyme-linked immunosorbent assay (ELISA) test and the rapid antibody detection POC test. Serology tests do not diagnose disease and do not guarantee immunity, but might provide information about previous infection.

Correctional includes state and federal prisons and county and city detection facilities.

Testing data represents total tests performed, not individuals tested. A single individual may have more than one test completed.

COVID-19 TESTS BY COUNTY 2023-02-28

Updated	COUNTY	TestType	Count	RatePerMillion
2023-02-28 13:59:10	Alcona	Diagnostic	17551	1686785
2023-02-28 13:59:10	Alcona	Serology	287	27583
2023-02-28 13:59:10	Alcona	Total	17838	1714368
2023-02-28 13:59:10	Alger	Diagnostic	12308	1351339
2023-02-28 13:59:10	Alger	Serology	653	71695
2023-02-28 13:59:10	Alger	Total	12961	1423035
2023-02-28 13:59:10	Allegan	Diagnostic	218587	1851161
2023-02-28 13:59:10	Allegan	Serology	4364	36958
2023-02-28 13:59:10	Allegan	Total	222951	1888119
2023-02-28 13:59:10	Alpena	Serology	1017	35804
2023-02-28 13:59:10	Alpena	Diagnostic	56271	1981024
2023-02-28 13:59:10	Alpena	Total	57288	2016828
2023-02-28 13:59:10	Antrim	Diagnostic	42199	1809252
2023-02-28 13:59:10	Antrim	Serology	1066	45704
2023-02-28 13:59:10	Antrim	Total	43265	1854956
2023-02-28 13:59:10	Arenac	Diagnostic	38742	2603104
2023-02-28 13:59:10	Arenac	Serology	652	43808
2023-02-28 13:59:10	Arenac	Total	39394	2646913
2023-02-28 13:59:10	Baraga	Diagnostic	15041	1832257
2023-02-28 13:59:10	Baraga	Serology	76	9258
2023-02-28 13:59:10	Baraga	Total	15117	1841515
2023-02-28 13:59:10	Barry	Serology	2952	47961
2023-02-28 13:59:10	Barry	Diagnostic	105809	1719074
2023-02-28 13:59:10	Barry	Total	108761	1767035
2023-02-28 13:59:10	Bay	Serology	8369	81153
2023-02-28 13:59:10	Bay	Diagnostic	250211	2426265
2023-02-28 13:59:10	Bay	Total	258580	2507418
2023-02-28 13:59:10	Benzie	Diagnostic	25675	1445176
2023-02-28 13:59:10	Benzie	Serology	903	50827
2023-02-28 13:59:10	Benzie	Total	26578	1496004
2023-02-28 13:59:10	Berrien	Diagnostic	400916	2613516
2023-02-28 13:59:10	Berrien	Serology	8742	56988
2023-02-28 13:59:10	Berrien	Total	409658	2670504
2023-02-28 13:59:10	Branch	Diagnostic	92024	2114668
2023-02-28 13:59:10	Branch	Serology	1024	23531
2023-02-28 13:59:10	Branch	Total	93048	2138199
2023-02-28 13:59:10	Calhoun	Diagnostic	388293	2894275
2023-02-28 13:59:10	Calhoun	Serology	2462	18351
2023-02-28 13:59:10	Calhoun	Total	390755	2912626
2023-02-28 13:59:10	Cass	Diagnostic	71062	1372198
2023-02-28 13:59:10	Cass	Serology	1147	22148
2023-02-28 13:59:10	Cass	Total	72209	1394346
2023-02-28 13:59:10	Charlevoix	Diagnostic	45657	1746433
2023-02-28 13:59:10	Charlevoix	Serology	1362	52098
2023-02-28 13:59:10	Charlevoix	Total	47019	1798531
2023-02-28 13:59:10	Cheboygan	Diagnostic	36558	1446352
2023-02-28 13:59:10	Cheboygan	Serology	827	32719

2023-02-28 13:59:10	Cheboygan	Total	37385	1479071
2023-02-28 13:59:10	Chippewa	Diagnostic	63916	1711318
2023-02-28 13:59:10	Chippewa	Serology	589	15770
2023-02-28 13:59:10	Chippewa	Total	64505	1727088
2023-02-28 13:59:10	Clare	Diagnostic	64313	2077964
2023-02-28 13:59:10	Clare	Serology	1641	53021
2023-02-28 13:59:10	Clare	Total	65954	2130985
2023-02-28 13:59:10	Clinton	Serology	5854	73547
2023-02-28 13:59:10	Clinton	Diagnostic	113367	1424298
2023-02-28 13:59:10	Clinton	Total	119221	1497845
2023-02-28 13:59:10	Correctional	Serology	35973	
2023-02-28 13:59:10	Correctional	Diagnostic	1081722	
2023-02-28 13:59:10	Correctional	Total	1117695	
2023-02-28 13:59:10	Crawford	Diagnostic	23320	1662271
2023-02-28 13:59:10	Crawford	Serology	498	35498
2023-02-28 13:59:10	Crawford	Total	23818	1697769
2023-02-28 13:59:10	Delta	Diagnostic	81886	2288341
2023-02-28 13:59:10	Delta	Serology	1287	35966
2023-02-28 13:59:10	Delta	Total	83173	2324307
2023-02-28 13:59:10	Detroit City	Serology	37039	57000
2023-02-28 13:59:10	Detroit City	Diagnostic	2516125	3872129
2023-02-28 13:59:10	Detroit City	Total	2553164	3929129
2023-02-28 13:59:10	Dickinson	Diagnostic	46302	1834542
2023-02-28 13:59:10	Dickinson	Serology	252	9985
2023-02-28 13:59:10	Dickinson	Total	46554	1844526
2023-02-28 13:59:10	Eaton	Diagnostic	259509	2353439
2023-02-28 13:59:10	Eaton	Serology	8620	78173
2023-02-28 13:59:10	Eaton	Total	268129	2431612
2023-02-28 13:59:10	Emmet	Diagnostic	63468	1899387
2023-02-28 13:59:10	Emmet	Serology	2015	60302
2023-02-28 13:59:10	Emmet	Total	65483	1959689
2023-02-28 13:59:10	Genesee	Serology	27511	67792
2023-02-28 13:59:10	Genesee	Diagnostic	821277	2023782
2023-02-28 13:59:10	Genesee	Total	848788	2091574
2023-02-28 13:59:10	Gladwin	Diagnostic	53764	2112617
2023-02-28 13:59:10	Gladwin	Serology	1404	55169
2023-02-28 13:59:10	Gladwin	Total	55168	2167787
2023-02-28 13:59:10	Gogebic	Diagnostic	37972	2717138
2023-02-28 13:59:10	Gogebic	Serology	302	21610
2023-02-28 13:59:10	Gogebic	Total	38274	2738748
2023-02-28 13:59:10	Grand Traverse	Diagnostic	176473	1895765
2023-02-28 13:59:10	Grand Traverse	Serology	8026	86219
2023-02-28 13:59:10	Grand Traverse	Total	184499	1981985
2023-02-28 13:59:10	Gratiot	Diagnostic	112380	2760433
2023-02-28 13:59:10	Gratiot	Serology	1532	37631
2023-02-28 13:59:10	Gratiot	Total	113912	2798064
2023-02-28 13:59:10	Hillsdale	Serology	1778	38987
2023-02-28 13:59:10	Hillsdale	Diagnostic	90245	1978840
2023-02-28 13:59:10	Hillsdale	Total	92023	2017827
2023-02-28 13:59:10	Houghton	Diagnostic	90603	2539037

2023-02-28 13:59:10	Houghton	Serology	368	10313
2023-02-28 13:59:10	Houghton	Total	90971	2549350
2023-02-28 13:59:10	Huron	Serology	1695	54711
2023-02-28 13:59:10	Huron	Diagnostic	56908	1836868
2023-02-28 13:59:10	Huron	Total	58603	1891579
2023-02-28 13:59:10	Ingham	Diagnostic	709018	2424772
2023-02-28 13:59:10	Ingham	Serology	24986	85450
2023-02-28 13:59:10	Ingham	Total	734004	2510222
2023-02-28 13:59:10	Ionia	Diagnostic	145193	2244200
2023-02-28 13:59:10	Ionia	Serology	3415	52785
2023-02-28 13:59:10	Ionia	Total	148608	2296984
2023-02-28 13:59:10	Iosco	Diagnostic	56371	2243443
2023-02-28 13:59:10	Iosco	Serology	883	35141
2023-02-28 13:59:10	Iosco	Total	57254	2278585
2023-02-28 13:59:10	Iron	Diagnostic	41005	3705494
2023-02-28 13:59:10	Iron	Serology	217	19610
2023-02-28 13:59:10	Iron	Total	41222	3725104
2023-02-28 13:59:10	Isabella	Diagnostic	139447	1995749
2023-02-28 13:59:10	Isabella	Serology	2052	29368
2023-02-28 13:59:10	Isabella	Total	141499	2025117
2023-02-28 13:59:10	Jackson	Diagnostic	429550	2709924
2023-02-28 13:59:10	Jackson	Serology	5894	37184
2023-02-28 13:59:10	Jackson	Total	435444	2747107
2023-02-28 13:59:10	Kalamazoo	Serology	8492	32037
2023-02-28 13:59:10	Kalamazoo	Diagnostic	637540	2405212
2023-02-28 13:59:10	Kalamazoo	Total	646032	2437250
2023-02-28 13:59:10	Kalkaska	Diagnostic	36550	2026278
2023-02-28 13:59:10	Kalkaska	Serology	979	54274
2023-02-28 13:59:10	Kalkaska	Total	37529	2080552
2023-02-28 13:59:10	Kent	Serology	58689	89335
2023-02-28 13:59:10	Kent	Diagnostic	1708996	2601390
2023-02-28 13:59:10	Kent	Total	1767685	2690725
2023-02-28 13:59:10	Keweenaw	Diagnostic	4701	2221645
2023-02-28 13:59:10	Keweenaw	Serology	45	21267
2023-02-28 13:59:10	Keweenaw	Total	4746	2242911
2023-02-28 13:59:10	Lake	Diagnostic	20974	1769510
2023-02-28 13:59:10	Lake	Serology	314	26491
2023-02-28 13:59:10	Lake	Total	21288	1796001
2023-02-28 13:59:10	Lapeer	Serology	5838	66639
2023-02-28 13:59:10	Lapeer	Diagnostic	144447	1648807
2023-02-28 13:59:10	Lapeer	Total	150285	1715445
2023-02-28 13:59:10	Leelanau	Diagnostic	25200	1158035
2023-02-28 13:59:10	Leelanau	Serology	1351	62084
2023-02-28 13:59:10	Leelanau	Total	26551	1220119
2023-02-28 13:59:10	Lenawee	Diagnostic	264680	2688444
2023-02-28 13:59:10	Lenawee	Serology	3622	36790
2023-02-28 13:59:10	Lenawee	Total	268302	2725234
2023-02-28 13:59:10	Livingston	Diagnostic	431817	2249105
2023-02-28 13:59:10	Livingston	Serology	11918	62075
2023-02-28 13:59:10	Livingston	Total	443735	2311180

2023-02-28 13:59:10	Luce	Diagnostic	9990	1603789
2023-02-28 13:59:10	Luce	Serology	46	7385
2023-02-28 13:59:10	Luce	Total	10036	1611174
2023-02-28 13:59:10	Mackinac	Diagnostic	19596	1814612
2023-02-28 13:59:10	Mackinac	Serology	227	21020
2023-02-28 13:59:10	Mackinac	Total	19823	1835633
2023-02-28 13:59:10	Macomb	Diagnostic	2123441	2429644
2023-02-28 13:59:10	Macomb	Serology	97029	111021
2023-02-28 13:59:10	Macomb	Total	2220470	2540665
2023-02-28 13:59:10	Manistee	Serology	1174	47805
2023-02-28 13:59:10	Manistee	Diagnostic	38391	1563279
2023-02-28 13:59:10	Manistee	Total	39565	1611084
2023-02-28 13:59:10	Marquette	Diagnostic	209449	3140212
2023-02-28 13:59:10	Marquette	Serology	1791	26852
2023-02-28 13:59:10	Marquette	Total	211240	3167064
2023-02-28 13:59:10	Mason	Diagnostic	75700	2597447
2023-02-28 13:59:10	Mason	Serology	1473	50542
2023-02-28 13:59:10	Mason	Total	77173	2647989
2023-02-28 13:59:10	Mecosta	Diagnostic	77980	1794583
2023-02-28 13:59:10	Mecosta	Serology	1483	34129
2023-02-28 13:59:10	Mecosta	Total	79463	1828711
2023-02-28 13:59:10	Menominee	Serology	263	11545
2023-02-28 13:59:10	Menominee	Diagnostic	52838	2319491
2023-02-28 13:59:10	Menominee	Total	53101	2331036
2023-02-28 13:59:10	Midland	Diagnostic	166871	2006722
2023-02-28 13:59:10	Midland	Serology	8573	103095
2023-02-28 13:59:10	Midland	Total	175444	2109818
2023-02-28 13:59:10	Missaukee	Diagnostic	21960	1452573
2023-02-28 13:59:10	Missaukee	Serology	847	56026
2023-02-28 13:59:10	Missaukee	Total	22807	1508599
2023-02-28 13:59:10	Monroe	Serology	8799	58465
2023-02-28 13:59:10	Monroe	Diagnostic	330283	2194571
2023-02-28 13:59:10	Monroe	Total	339082	2253037
2023-02-28 13:59:10	Montcalm	Serology	3525	55175
2023-02-28 13:59:10	Montcalm	Diagnostic	151442	2370430
2023-02-28 13:59:10	Montcalm	Total	154967	2425604
2023-02-28 13:59:10	Montmorency	Serology	572	61321
2023-02-28 13:59:10	Montmorency	Diagnostic	19021	2039130
2023-02-28 13:59:10	Montmorency	Total	19593	2100450
2023-02-28 13:59:10	Muskegon	Diagnostic	433142	2495546
2023-02-28 13:59:10	Muskegon	Serology	5609	32316
2023-02-28 13:59:10	Muskegon	Total	438751	2527863
2023-02-28 13:59:10	Newaygo	Diagnostic	90531	1848326
2023-02-28 13:59:10	Newaygo	Serology	2457	50163
2023-02-28 13:59:10	Newaygo	Total	92988	1898489
2023-02-28 13:59:10	Oakland	Serology	165771	131817
2023-02-28 13:59:10	Oakland	Diagnostic	3285148	2612269
2023-02-28 13:59:10	Oakland	Total	3450919	2744086
2023-02-28 13:59:10	Oceana	Diagnostic	68334	2581857
2023-02-28 13:59:10	Oceana	Serology	1372	51838

2023-02-28 13:59:10	Oceana	Total	69706	2633695
2023-02-28 13:59:10	Ogemaw	Serology	754	35910
2023-02-28 13:59:10	Ogemaw	Diagnostic	41170	1960756
2023-02-28 13:59:10	Ogemaw	Total	41924	1996666
2023-02-28 13:59:10	Ontonagon	Diagnostic	14208	2483916
2023-02-28 13:59:10	Ontonagon	Serology	72	12587
2023-02-28 13:59:10	Ontonagon	Total	14280	2496503
2023-02-28 13:59:10	Osceola	Diagnostic	50623	2157843
2023-02-28 13:59:10	Osceola	Serology	1733	73870
2023-02-28 13:59:10	Osceola	Total	52356	2231714
2023-02-28 13:59:10	Oscoda	Diagnostic	11738	1424342
2023-02-28 13:59:10	Oscoda	Serology	432	52421
2023-02-28 13:59:10	Oscoda	Total	12170	1476763
2023-02-28 13:59:10	Otsego	Serology	1652	66969
2023-02-28 13:59:10	Otsego	Diagnostic	51353	2081766
2023-02-28 13:59:10	Otsego	Total	53005	2148735
2023-02-28 13:59:10	Ottawa	Diagnostic	709567	2431440
2023-02-28 13:59:10	Ottawa	Serology	20550	70418
2023-02-28 13:59:10	Ottawa	Total	730117	2501857
2023-02-28 13:59:10	Presque Isle	Diagnostic	22652	1798920
2023-02-28 13:59:10	Presque Isle	Serology	706	56067
2023-02-28 13:59:10	Presque Isle	Total	23358	1854987
2023-02-28 13:59:10	Roscommon	Diagnostic	45947	1912944
2023-02-28 13:59:10	Roscommon	Serology	1035	43091
2023-02-28 13:59:10	Roscommon	Total	46982	1956035
2023-02-28 13:59:10	Saginaw	Diagnostic	473144	2483187
2023-02-28 13:59:10	Saginaw	Serology	12076	63378
2023-02-28 13:59:10	Saginaw	Total	485220	2546565
2023-02-28 13:59:10	Sanilac	Diagnostic	86498	2100996
2023-02-28 13:59:10	Sanilac	Serology	2215	53801
2023-02-28 13:59:10	Sanilac	Total	88713	2154797
2023-02-28 13:59:10	Schoolcraft	Diagnostic	10446	1290586
2023-02-28 13:59:10	Schoolcraft	Serology	89	10996
2023-02-28 13:59:10	Schoolcraft	Total	10535	1301581
2023-02-28 13:59:10	Shiawassee	Serology	3647	53536
2023-02-28 13:59:10	Shiawassee	Diagnostic	149705	2197601
2023-02-28 13:59:10	Shiawassee	Total	153352	2251138
2023-02-28 13:59:10	St Clair	Diagnostic	320313	2012927
2023-02-28 13:59:10	St Clair	Serology	12306	77334
2023-02-28 13:59:10	St Clair	Total	332619	2090261
2023-02-28 13:59:10	St Joseph	Diagnostic	100543	1649219
2023-02-28 13:59:10	St Joseph	Serology	2198	36054
2023-02-28 13:59:10	St Joseph	Total	102741	1685273
2023-02-28 13:59:10	Tuscola	Diagnostic	117217	2243602
2023-02-28 13:59:10	Tuscola	Serology	3163	60542
2023-02-28 13:59:10	Tuscola	Total	120380	2304144
2023-02-28 13:59:10	Unknown	Diagnostic	901606	
2023-02-28 13:59:10	Unknown	Serology	36246	
2023-02-28 13:59:10	Unknown	Total	937852	
2023-02-28 13:59:10	Van Buren	Diagnostic	179729	2374949

2023-02-28 13:59:10	Van Buren	Serology	2219	29322
2023-02-28 13:59:10	Van Buren	Total	181948	2404271
2023-02-28 13:59:10	Washtenaw	Diagnostic	1588428	4321066
2023-02-28 13:59:10	Washtenaw	Serology	22295	60650
2023-02-28 13:59:10	Washtenaw	Total	1610723	4381716
2023-02-28 13:59:10	Wayne	Serology	110180	99818
2023-02-28 13:59:10	Wayne	Diagnostic	3277966	2969678
2023-02-28 13:59:10	Wayne	Total	3388146	3069496
2023-02-28 13:59:10	Wexford	Diagnostic	64928	1930600
2023-02-28 13:59:10	Wexford	Serology	1670	49657
2023-02-28 13:59:10	Wexford	Total	66598	1980256

PUBLIC USE DATASETS

Diagnostic Tests by Result and County

README

Data include diagnostic tests for COVID-19 by date and county.

Diagnostic tests are used to find current infection and look for genes or proteins from the severe acute respiratory syndrome coronavirus 2 (SARS-CoV-2), the virus that causes COVID-19. These tests, which are performed as nasal swabs, include: Nucleic acid amplification test/real-time polymerase chain reaction (NAAT/RT-PCR) test and rapid virus antigen detection point of care (POC) tests.

Correctional includes state and federal prisons and county and city detection facilities.

Testing data represents total tests performed, not individuals tested. A single individual may have more than one test completed.

The total number of positive tests may exceed the number of confirmed cases due to 1) a single individual may have more than one test performed; 2) MDHHS may receive data on positive tests in advance of a local health department classifying an individual as a confirmed or probable case, and 3) although efforts have been made to de-duplicate testing data, some duplication may occur.

DIAGNOSTIC TESTS BY RESULT AND COUNTY 2023-02-28

MessageDate	COUNTY	Negative	Positive	Total
02/26/2023	Alcona	8	0	8
02/26/2023	Alger	3	0	3
02/26/2023	Allegan	22	5	27
02/26/2023	Alpena	27	4	31
02/26/2023	Antrim	6	1	7
02/26/2023	Arenac	7	2	9
02/26/2023	Barry	28	2	30
02/26/2023	Bay	58	6	64
02/26/2023	Benzie	1	0	1
02/26/2023	Berrien	56	5	61
02/26/2023	Branch	15	1	16
02/26/2023	Calhoun	73	12	85
02/26/2023	Cass	9	1	10
02/26/2023	Charlevoix	9	1	10
02/26/2023	Cheboygan	12	1	13
02/26/2023	Chippewa	9	0	9
02/26/2023	Clare	25	3	28
02/26/2023	Clinton	17	4	21
02/26/2023	Correctional	25	3	28
02/26/2023	Crawford	7	1	8
02/26/2023	Delta	13	0	13
02/26/2023	Detroit City	493	68	561
02/26/2023	Dickinson	13	4	17
02/26/2023	Eaton	61	9	70
02/26/2023	Emmet	6	0	6
02/26/2023	Genesee	150	17	167
02/26/2023	Gladwin	11	0	11
02/26/2023	Gogebic	9	2	11
02/26/2023	Grand Traverse	21	3	24
02/26/2023	Gratiot	12	4	16
02/26/2023	Hillsdale	17	2	19
02/26/2023	Houghton	18	7	25
02/26/2023	Huron	6	2	8
02/26/2023	Ingham	157	24	181
02/26/2023	Ionia	23	2	25
02/26/2023	Iosco	14	2	16
02/26/2023	Iron	4	1	5
02/26/2023	Isabella	35	3	38
02/26/2023	Jackson	113	10	123
02/26/2023	Kalamazoo	90	15	105
02/26/2023	Kalkaska	10	0	10
02/26/2023	Kent	185	26	211
02/26/2023	Lapeer	34	3	37
02/26/2023	Leelanau	4	0	4
02/26/2023	Lenawee	37	2	39
02/26/2023	Livingston	75	5	80
02/26/2023	Mackinac	1	0	1

02/26/2023	Macomb	504	73	577
02/26/2023	Manistee	3	2	5
02/26/2023	Marquette	32	5	37
02/26/2023	Mason	11	3	14
02/26/2023	Mecosta	22	3	25
02/26/2023	Menominee	8	3	11
02/26/2023	Midland	37	3	40
02/26/2023	Missaukee	0	2	2
02/26/2023	Monroe	76	10	86
02/26/2023	Montcalm	15	3	18
02/26/2023	Montmorency	2	0	2
02/26/2023	Muskegon	81	11	92
02/26/2023	Newaygo	14	2	16
02/26/2023	Oakland	599	86	685
02/26/2023	Oceana	9	3	12
02/26/2023	Ogemaw	9	2	11
02/26/2023	Ontonagon	3	1	4
02/26/2023	Osceola	14	2	16
02/26/2023	Oscoda	3	0	3
02/26/2023	Otsego	17	0	17
02/26/2023	Ottawa	72	8	80
02/26/2023	Presque Isle	5	0	5
02/26/2023	Roscommon	15	0	15
02/26/2023	Saginaw	105	10	115
02/26/2023	Sanilac	16	2	18
02/26/2023	Schoolcraft	2	1	3
02/26/2023	Shiawassee	14	3	17
02/26/2023	St Clair	57	9	66
02/26/2023	St Joseph	7	2	9
02/26/2023	Tuscola	21	2	23
02/26/2023	Unknown	102	14	116
02/26/2023	Van Buren	26	4	30
02/26/2023	Washtenaw	235	19	254
02/26/2023	Wayne	774	104	878
02/26/2023	Wexford	14	0	14
02/25/2023	Alcona	6	1	7
02/25/2023	Alger	4	0	4
02/25/2023	Allegan	20	5	25
02/25/2023	Alpena	12	2	14
02/25/2023	Antrim	8	0	8
02/25/2023	Arenac	16	3	19
02/25/2023	Barry	14	1	15
02/25/2023	Bay	81	26	107
02/25/2023	Benzie	1	1	2
02/25/2023	Berrien	67	9	76
02/25/2023	Branch	33	7	40
02/25/2023	Calhoun	69	10	79
02/25/2023	Cass	8	1	9
02/25/2023	Charlevoix	6	0	6
02/25/2023	Cheboygan	8	0	8

02/25/2023	Chippewa	9	0	9
02/25/2023	Clare	18	2	20
02/25/2023	Clinton	20	4	24
02/25/2023	Correctional	35	3	38
02/25/2023	Crawford	8	1	9
02/25/2023	Delta	16	1	17
02/25/2023	Detroit City	425	53	478
02/25/2023	Dickinson	8	5	13
02/25/2023	Eaton	63	7	70
02/25/2023	Emmet	14	0	14
02/25/2023	Genesee	126	19	145
02/25/2023	Gladwin	7	1	8
02/25/2023	Gogebic	5	1	6
02/25/2023	Grand Traverse	25	2	27
02/25/2023	Gratiot	9	4	13
02/25/2023	Hillsdale	16	2	18
02/25/2023	Houghton	12	5	17
02/25/2023	Huron	9	0	9
02/25/2023	Ingham	129	30	159
02/25/2023	Ionia	16	3	19
02/25/2023	Iosco	11	1	12
02/25/2023	Iron	3	1	4
02/25/2023	Isabella	23	5	28
02/25/2023	Jackson	93	9	102
02/25/2023	Kalamazoo	75	18	93
02/25/2023	Kalkaska	8	2	10
02/25/2023	Kent	184	36	220
02/25/2023	Lake	4	0	4
02/25/2023	Lapeer	28	5	33
02/25/2023	Leelanau	1	0	1
02/25/2023	Lenawee	29	5	34
02/25/2023	Livingston	54	7	61
02/25/2023	Mackinac	2	0	2
02/25/2023	Macomb	362	51	413
02/25/2023	Manistee	1	0	1
02/25/2023	Marquette	35	5	40
02/25/2023	Mason	7	2	9
02/25/2023	Mecosta	11	0	11
02/25/2023	Menominee	8	5	13
02/25/2023	Midland	30	5	35
02/25/2023	Missaukee	1	0	1
02/25/2023	Monroe	49	11	60
02/25/2023	Montcalm	26	1	27
02/25/2023	Montmorency	7	2	9
02/25/2023	Muskegon	76	10	86
02/25/2023	Newaygo	13	1	14
02/25/2023	Oakland	441	68	509
02/25/2023	Oceana	16	0	16
02/25/2023	Ogemaw	2	1	3
02/25/2023	Ontonagon	5	0	5

02/25/2023	Osceola	7	1	8
02/25/2023	Oscoda	3	0	3
02/25/2023	Otsego	9	1	10
02/25/2023	Ottawa	62	13	75
02/25/2023	Presque Isle	9	0	9
02/25/2023	Roscommon	8	0	8
02/25/2023	Saginaw	76	11	87
02/25/2023	Sanilac	16	2	18
02/25/2023	Schoolcraft	2	0	2
02/25/2023	Shiawassee	12	2	14
02/25/2023	St Clair	54	2	56
02/25/2023	St Joseph	10	1	11
02/25/2023	Tuscola	14	5	19
02/25/2023	Unknown	80	9	89
02/25/2023	Van Buren	24	6	30
02/25/2023	Washtenaw	163	20	183
02/25/2023	Wayne	526	93	619
02/25/2023	Wexford	12	1	13
02/24/2023	Alcona	3	0	3
02/24/2023	Alger	2	0	2
02/24/2023	Allegan	28	2	30
02/24/2023	Alpena	30	4	34
02/24/2023	Antrim	10	2	12
02/24/2023	Arenac	14	4	18
02/24/2023	Baraga	3	0	3
02/24/2023	Barry	18	1	19
02/24/2023	Bay	69	5	74
02/24/2023	Benzie	3	0	3
02/24/2023	Berrien	81	12	93
02/24/2023	Branch	23	4	27
02/24/2023	Calhoun	53	7	60
02/24/2023	Cass	15	1	16
02/24/2023	Charlevoix	14	1	15
02/24/2023	Cheboygan	12	1	13
02/24/2023	Chippewa	13	2	15
02/24/2023	Clare	17	3	20
02/24/2023	Clinton	17	3	20
02/24/2023	Correctional	127	2	129
02/24/2023	Crawford	8	2	10
02/24/2023	Delta	19	6	25
02/24/2023	Detroit City	561	97	658
02/24/2023	Dickinson	14	5	19
02/24/2023	Eaton	48	9	57
02/24/2023	Emmet	11	1	12
02/24/2023	Genesee	167	31	198
02/24/2023	Gladwin	12	3	15
02/24/2023	Gogebic	16	4	20
02/24/2023	Grand Traverse	24	5	29
02/24/2023	Gratiot	35	6	41
02/24/2023	Hillsdale	12	5	17

02/24/2023	Houghton	42	4	46
02/24/2023	Huron	6	2	8
02/24/2023	Ingham	148	20	168
02/24/2023	Ionia	32	7	39
02/24/2023	Iosco	10	1	11
02/24/2023	Iron	11	2	13
02/24/2023	Isabella	26	1	27
02/24/2023	Jackson	104	15	119
02/24/2023	Kalamazoo	94	22	116
02/24/2023	Kalkaska	9	2	11
02/24/2023	Kent	216	25	241
02/24/2023	Keweenaw	6	0	6
02/24/2023	Lake	6	0	6
02/24/2023	Lapeer	37	7	44
02/24/2023	Leelanau	2	0	2
02/24/2023	Lenawee	52	6	58
02/24/2023	Livingston	69	11	80
02/24/2023	Luce	1	0	1
02/24/2023	Mackinac	1	0	1
02/24/2023	Macomb	441	61	502
02/24/2023	Manistee	2	2	4
02/24/2023	Marquette	27	7	34
02/24/2023	Mason	11	1	12
02/24/2023	Mecosta	23	1	24
02/24/2023	Menominee	16	3	19
02/24/2023	Midland	31	8	39
02/24/2023	Missaukee	5	1	6
02/24/2023	Monroe	95	7	102
02/24/2023	Montcalm	21	3	24
02/24/2023	Montmorency	6	0	6
02/24/2023	Muskegon	80	16	96
02/24/2023	Newaygo	11	0	11
02/24/2023	Oakland	601	95	696
02/24/2023	Oceana	20	3	23
02/24/2023	Ogemaw	14	0	14
02/24/2023	Ontonagon	3	2	5
02/24/2023	Osceola	13	2	15
02/24/2023	Oscoda	6	0	6
02/24/2023	Otsego	12	1	13
02/24/2023	Ottawa	75	12	87
02/24/2023	Presque Isle	5	0	5
02/24/2023	Roscommon	10	0	10
02/24/2023	Saginaw	103	11	114
02/24/2023	Sanilac	12	2	14
02/24/2023	Schoolcraft	6	0	6
02/24/2023	Shiawassee	18	4	22
02/24/2023	St Clair	63	4	67
02/24/2023	St Joseph	9	2	11
02/24/2023	Tuscola	14	2	16
02/24/2023	Unknown	117	19	136

02/24/2023	Van Buren	33	9	42
02/24/2023	Washtenaw	290	15	305
02/24/2023	Wayne	826	117	943
02/24/2023	Wexford	5	1	6
02/23/2023	Alcona	2	0	2
02/23/2023	Alger	3	0	3
02/23/2023	Allegan	26	1	27
02/23/2023	Alpena	17	4	21
02/23/2023	Antrim	9	1	10
02/23/2023	Arenac	12	3	15
02/23/2023	Baraga	1	0	1
02/23/2023	Barry	19	3	22
02/23/2023	Bay	46	2	48
02/23/2023	Benzie	4	0	4
02/23/2023	Berrien	91	8	99
02/23/2023	Branch	90	15	105
02/23/2023	Calhoun	277	36	313
02/23/2023	Cass	19	2	21
02/23/2023	Charlevoix	8	1	9
02/23/2023	Cheboygan	4	2	6
02/23/2023	Chippewa	12	1	13
02/23/2023	Clare	18	4	22
02/23/2023	Clinton	21	5	26
02/23/2023	Correctional	4	1	5
02/23/2023	Crawford	3	0	3
02/23/2023	Delta	24	1	25
02/23/2023	Detroit City	717	104	821
02/23/2023	Dickinson	12	1	13
02/23/2023	Eaton	65	10	75
02/23/2023	Emmet	11	0	11
02/23/2023	Genesee	182	35	217
02/23/2023	Gladwin	9	2	11
02/23/2023	Gogebic	10	2	12
02/23/2023	Grand Traverse	36	4	40
02/23/2023	Gratiot	27	1	28
02/23/2023	Hillsdale	18	5	23
02/23/2023	Houghton	20	1	21
02/23/2023	Huron	55	4	59
02/23/2023	Ingham	128	22	150
02/23/2023	Ionia	23	4	27
02/23/2023	Iosco	11	0	11
02/23/2023	Iron	18	3	21
02/23/2023	Isabella	30	3	33
02/23/2023	Jackson	113	11	124
02/23/2023	Kalamazoo	108	27	135
02/23/2023	Kalkaska	10	2	12
02/23/2023	Kent	188	38	226
02/23/2023	Lake	6	1	7
02/23/2023	Lapeer	35	4	39
02/23/2023	Leelanau	6	1	7

02/23/2023	Lenawee	37	10	47
02/23/2023	Livingston	54	8	62
02/23/2023	Luce	1	0	1
02/23/2023	Macomb	545	87	632
02/23/2023	Manistee	6	0	6
02/23/2023	Marquette	34	9	43
02/23/2023	Mason	14	3	17
02/23/2023	Mecosta	11	1	12
02/23/2023	Menominee	19	2	21
02/23/2023	Midland	25	4	29
02/23/2023	Missaukee	7	1	8
02/23/2023	Monroe	81	15	96
02/23/2023	Montcalm	23	3	26
02/23/2023	Montmorency	5	0	5
02/23/2023	Muskegon	95	10	105
02/23/2023	Newaygo	15	2	17
02/23/2023	Oakland	733	121	854
02/23/2023	Oceana	19	0	19
02/23/2023	Ogemaw	6	2	8
02/23/2023	Ontonagon	7	1	8
02/23/2023	Osceola	14	2	16
02/23/2023	Oscoda	2	0	2
02/23/2023	Otsego	15	1	16
02/23/2023	Ottawa	62	13	75
02/23/2023	Presque Isle	2	0	2
02/23/2023	Roscommon	11	1	12
02/23/2023	Saginaw	140	8	148
02/23/2023	Sanilac	18	6	24
02/23/2023	Schoolcraft	8	1	9
02/23/2023	Shiawassee	21	3	24
02/23/2023	St Clair	92	9	101
02/23/2023	St Joseph	6	4	10
02/23/2023	Tuscola	20	2	22
02/23/2023	Unknown	155	15	170
02/23/2023	Van Buren	31	7	38
02/23/2023	Washtenaw	230	18	248
02/23/2023	Wayne	769	138	907
02/23/2023	Wexford	8	2	10
02/22/2023	Alcona	10	0	10
02/22/2023	Alger	4	0	4
02/22/2023	Allegan	27	8	35
02/22/2023	Alpena	15	2	17
02/22/2023	Antrim	13	3	16
02/22/2023	Arenac	19	1	20
02/22/2023	Baraga	1	0	1
02/22/2023	Barry	22	1	23
02/22/2023	Bay	57	4	61
02/22/2023	Benzie	4	0	4
02/22/2023	Berrien	86	14	100
02/22/2023	Branch	26	3	29

02/22/2023	Calhoun	186	16	202
02/22/2023	Cass	19	3	22
02/22/2023	Charlevoix	8	2	10
02/22/2023	Cheboygan	12	1	13
02/22/2023	Chippewa	19	3	22
02/22/2023	Clare	25	7	32
02/22/2023	Clinton	26	4	30
02/22/2023	Correctional	78	2	80
02/22/2023	Crawford	8	3	11
02/22/2023	Delta	30	1	31
02/22/2023	Detroit City	599	100	699
02/22/2023	Dickinson	8	1	9
02/22/2023	Eaton	65	15	80
02/22/2023	Emmet	15	1	16
02/22/2023	Genesee	188	33	221
02/22/2023	Gladwin	15	2	17
02/22/2023	Gogebic	15	1	16
02/22/2023	Grand Traverse	29	6	35
02/22/2023	Gratiot	20	4	24
02/22/2023	Hillsdale	26	8	34
02/22/2023	Houghton	34	8	42
02/22/2023	Huron	14	1	15
02/22/2023	Ingham	159	40	199
02/22/2023	Ionia	30	5	35
02/22/2023	Iosco	22	1	23
02/22/2023	Iron	13	3	16
02/22/2023	Isabella	35	3	38
02/22/2023	Jackson	129	15	144
02/22/2023	Kalamazoo	143	32	175
02/22/2023	Kalkaska	13	3	16
02/22/2023	Kent	240	28	268
02/22/2023	Keweenaw	2	1	3
02/22/2023	Lake	8	0	8
02/22/2023	Lapeer	34	6	40
02/22/2023	Leelanau	5	0	5
02/22/2023	Lenawee	51	6	57
02/22/2023	Livingston	76	10	86
02/22/2023	Luce	1	0	1
02/22/2023	Mackinac	2	0	2
02/22/2023	Macomb	446	82	528
02/22/2023	Manistee	6	1	7
02/22/2023	Marquette	47	13	60
02/22/2023	Mason	22	2	24
02/22/2023	Mecosta	25	4	29
02/22/2023	Menominee	15	2	17
02/22/2023	Midland	45	6	51
02/22/2023	Missaukee	2	2	4
02/22/2023	Monroe	80	19	99
02/22/2023	Montcalm	33	1	34
02/22/2023	Montmorency	5	1	6

02/22/2023	Muskegon	84	14	98
02/22/2023	Newaygo	16	2	18
02/22/2023	Oakland	707	117	824
02/22/2023	Oceana	19	1	20
02/22/2023	Ogemaw	8	1	9
02/22/2023	Ontonagon	7	2	9
02/22/2023	Osceola	16	0	16
02/22/2023	Oscoda	5	1	6
02/22/2023	Otsego	7	1	8
02/22/2023	Ottawa	82	13	95
02/22/2023	Presque Isle	4	0	4
02/22/2023	Roscommon	15	2	17
02/22/2023	Saginaw	114	10	124
02/22/2023	Sanilac	13	3	16
02/22/2023	Schoolcraft	6	0	6
02/22/2023	Shiawassee	28	2	30
02/22/2023	St Clair	84	5	89
02/22/2023	St Joseph	20	2	22
02/22/2023	Tuscola	22	3	25
02/22/2023	Unknown	119	18	137
02/22/2023	Van Buren	39	8	47
02/22/2023	Washtenaw	316	29	345
02/22/2023	Wayne	806	140	946
02/22/2023	Wexford	12	1	13
02/21/2023	Alcona	4	1	5
02/21/2023	Alger	2	1	3
02/21/2023	Allegan	21	4	25
02/21/2023	Alpena	18	2	20
02/21/2023	Antrim	9	4	13
02/21/2023	Arenac	12	6	18
02/21/2023	Baraga	1	0	1
02/21/2023	Barry	21	4	25
02/21/2023	Bay	43	10	53
02/21/2023	Benzie	5	2	7
02/21/2023	Berrien	66	7	73
02/21/2023	Branch	20	6	26
02/21/2023	Calhoun	62	3	65
02/21/2023	Cass	9	4	13
02/21/2023	Charlevoix	26	0	26
02/21/2023	Cheboygan	17	0	17
02/21/2023	Chippewa	10	2	12
02/21/2023	Clare	23	5	28
02/21/2023	Clinton	24	0	24
02/21/2023	Correctional	36	2	38
02/21/2023	Crawford	10	2	12
02/21/2023	Delta	24	1	25
02/21/2023	Detroit City	545	66	611
02/21/2023	Dickinson	18	0	18
02/21/2023	Eaton	49	7	56
02/21/2023	Emmet	10	0	10

02/21/2023	Genesee	195	21	216
02/21/2023	Gladwin	13	2	15
02/21/2023	Gogebic	18	0	18
02/21/2023	Grand Traverse	24	1	25
02/21/2023	Gratiot	68	2	70
02/21/2023	Hillsdale	11	4	15
02/21/2023	Houghton	19	5	24
02/21/2023	Huron	12	1	13
02/21/2023	Ingham	111	15	126
02/21/2023	Ionia	31	5	36
02/21/2023	Iosco	15	2	17
02/21/2023	Iron	15	0	15
02/21/2023	Isabella	27	2	29
02/21/2023	Jackson	82	8	90
02/21/2023	Kalamazoo	94	26	120
02/21/2023	Kalkaska	12	1	13
02/21/2023	Kent	193	28	221
02/21/2023	Keweenaw	3	0	3
02/21/2023	Lake	4	1	5
02/21/2023	Lapeer	24	3	27
02/21/2023	Leelanau	6	0	6
02/21/2023	Lenawee	40	5	45
02/21/2023	Livingston	70	2	72
02/21/2023	Luce	2	0	2
02/21/2023	Mackinac	1	0	1
02/21/2023	Macomb	387	47	434
02/21/2023	Manistee	3	1	4
02/21/2023	Marquette	35	14	49
02/21/2023	Mason	13	1	14
02/21/2023	Mecosta	23	2	25
02/21/2023	Menominee	22	3	25
02/21/2023	Midland	35	4	39
02/21/2023	Missaukee	5	1	6
02/21/2023	Monroe	66	13	79
02/21/2023	Montcalm	23	3	26
02/21/2023	Montmorency	3	0	3
02/21/2023	Muskegon	55	8	63
02/21/2023	Newaygo	12	3	15
02/21/2023	Oakland	500	58	558
02/21/2023	Oceana	8	0	8
02/21/2023	Ogemaw	14	1	15
02/21/2023	Ontonagon	7	1	8
02/21/2023	Osceola	12	3	15
02/21/2023	Oscoda	2	0	2
02/21/2023	Otsego	7	2	9
02/21/2023	Ottawa	61	14	75
02/21/2023	Presque Isle	5	0	5
02/21/2023	Roscommon	14	1	15
02/21/2023	Saginaw	137	9	146
02/21/2023	Sanilac	14	2	16

02/21/2023	Schoolcraft	3	1	4
02/21/2023	Shiawassee	61	3	64
02/21/2023	St Clair	49	5	54
02/21/2023	St Joseph	7	1	8
02/21/2023	Tuscola	11	4	15
02/21/2023	Unknown	129	11	140
02/21/2023	Van Buren	35	3	38
02/21/2023	Washtenaw	227	30	257
02/21/2023	Wayne	715	100	815
02/21/2023	Wexford	8	3	11
02/20/2023	Alcona	11	0	11
02/20/2023	Alger	2	0	2
02/20/2023	Allegan	39	2	41
02/20/2023	Alpena	35	1	36
02/20/2023	Antrim	8	0	8
02/20/2023	Arenac	12	0	12
02/20/2023	Baraga	6	0	6
02/20/2023	Barry	21	3	24
02/20/2023	Bay	59	7	66
02/20/2023	Benzie	2	0	2
02/20/2023	Berrien	67	7	74
02/20/2023	Branch	42	5	47
02/20/2023	Calhoun	63	10	73
02/20/2023	Cass	15	1	16
02/20/2023	Charlevoix	29	0	29
02/20/2023	Cheboygan	12	0	12
02/20/2023	Chippewa	17	2	19
02/20/2023	Clare	23	6	29
02/20/2023	Clinton	35	4	39
02/20/2023	Correctional	61	3	64
02/20/2023	Crawford	5	3	8
02/20/2023	Delta	33	0	33
02/20/2023	Detroit City	728	84	812
02/20/2023	Dickinson	20	2	22
02/20/2023	Eaton	68	12	80
02/20/2023	Emmet	14	0	14
02/20/2023	Genesee	203	20	223
02/20/2023	Gladwin	23	4	27
02/20/2023	Gogebic	28	1	29
02/20/2023	Grand Traverse	38	1	39
02/20/2023	Gratiot	24	5	29
02/20/2023	Hillsdale	43	7	50
02/20/2023	Houghton	42	12	54
02/20/2023	Huron	14	2	16
02/20/2023	Ingham	177	30	207
02/20/2023	Ionia	26	3	29
02/20/2023	Iosco	15	4	19
02/20/2023	Iron	20	6	26
02/20/2023	Isabella	51	4	55
02/20/2023	Jackson	154	11	165

02/20/2023	Kalamazoo	128	27	155
02/20/2023	Kalkaska	8	1	9
02/20/2023	Kent	282	48	330
02/20/2023	Keweenaw	1	0	1
02/20/2023	Lake	4	0	4
02/20/2023	Lapeer	62	4	66
02/20/2023	Leelanau	2	1	3
02/20/2023	Lenawee	47	5	52
02/20/2023	Livingston	90	10	100
02/20/2023	Luce	1	0	1
02/20/2023	Mackinac	1	0	1
02/20/2023	Macomb	634	80	714
02/20/2023	Manistee	6	1	7
02/20/2023	Marquette	28	8	36
02/20/2023	Mason	21	3	24
02/20/2023	Mecosta	37	1	38
02/20/2023	Menominee	22	7	29
02/20/2023	Midland	52	12	64
02/20/2023	Missaukee	4	0	4
02/20/2023	Monroe	93	5	98
02/20/2023	Montcalm	40	5	45
02/20/2023	Montmorency	6	0	6
02/20/2023	Muskegon	105	19	124
02/20/2023	Newaygo	35	5	40
02/20/2023	Oakland	756	100	856
02/20/2023	Oceana	23	7	30
02/20/2023	Ogemaw	22	0	22
02/20/2023	Ontonagon	16	3	19
02/20/2023	Osceola	11	2	13
02/20/2023	Oscoda	3	0	3
02/20/2023	Otsego	9	3	12
02/20/2023	Ottawa	99	17	116
02/20/2023	Presque Isle	10	0	10
02/20/2023	Roscommon	11	1	12
02/20/2023	Saginaw	140	14	154
02/20/2023	Sanilac	14	5	19
02/20/2023	Schoolcraft	6	1	7
02/20/2023	Shiawassee	30	5	35
02/20/2023	St Clair	98	8	106
02/20/2023	St Joseph	8	2	10
02/20/2023	Tuscola	29	2	31
02/20/2023	Unknown	154	16	170
02/20/2023	Van Buren	48	4	52
02/20/2023	Washtenaw	304	36	340
02/20/2023	Wayne	828	109	937
02/20/2023	Wexford	7	0	7