

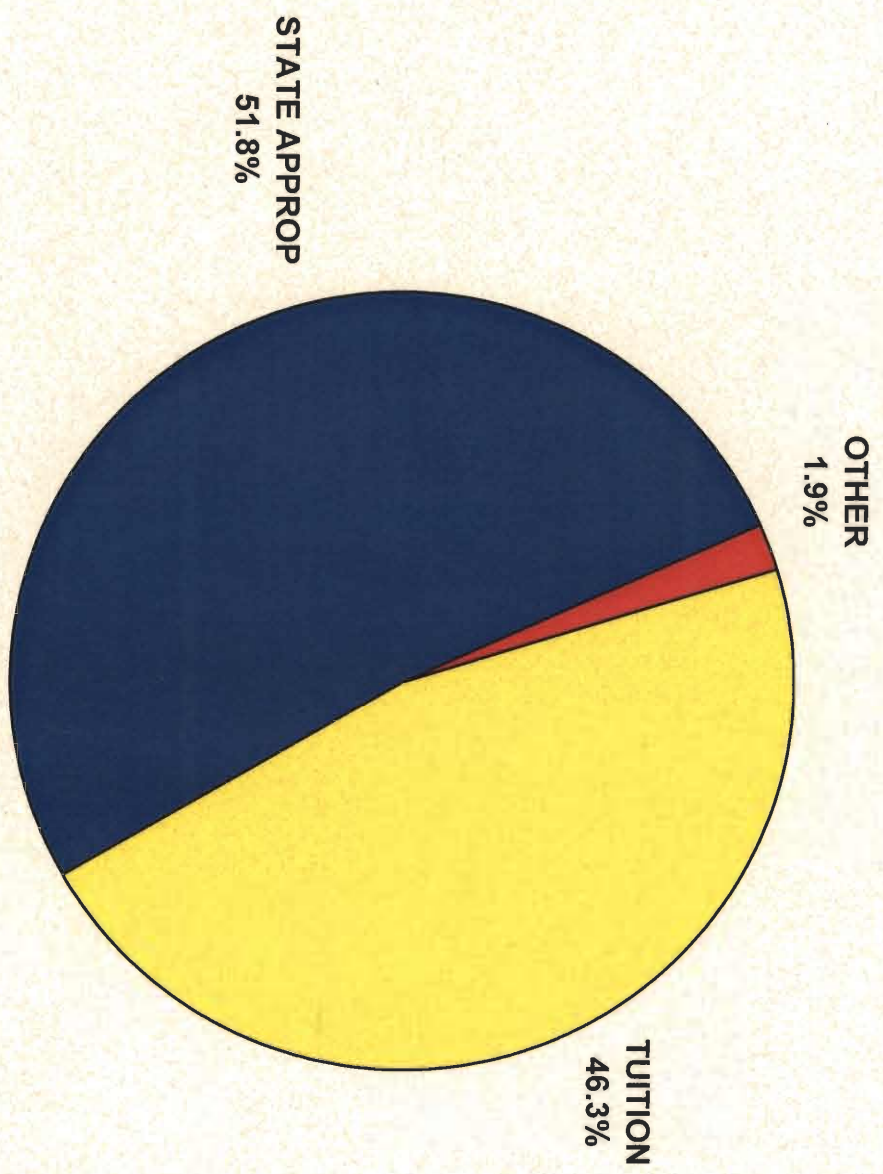
**WESTERN MICHIGAN UNIVERSITY**



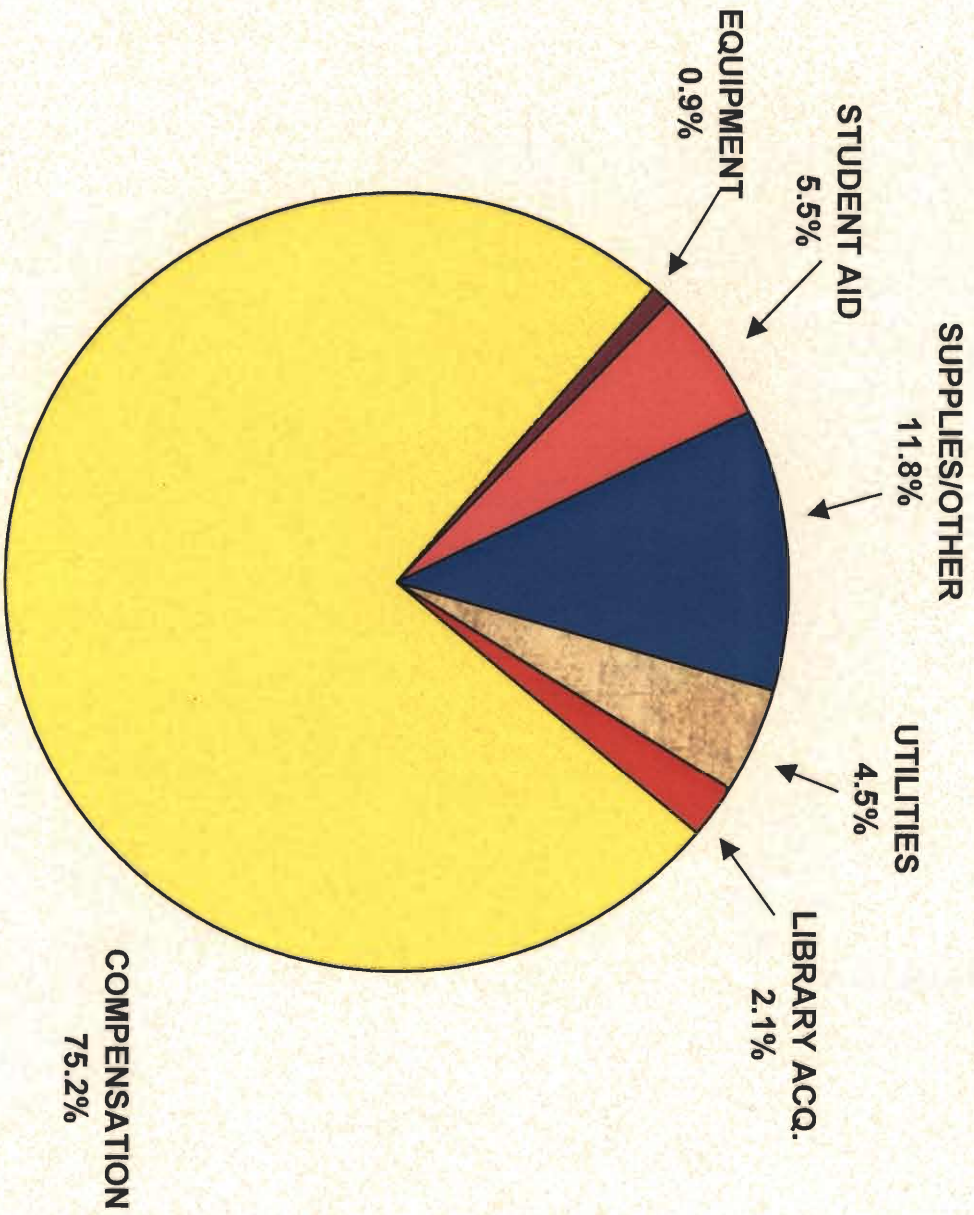
*Board of Trustees Meeting*

*March 22, 2002*

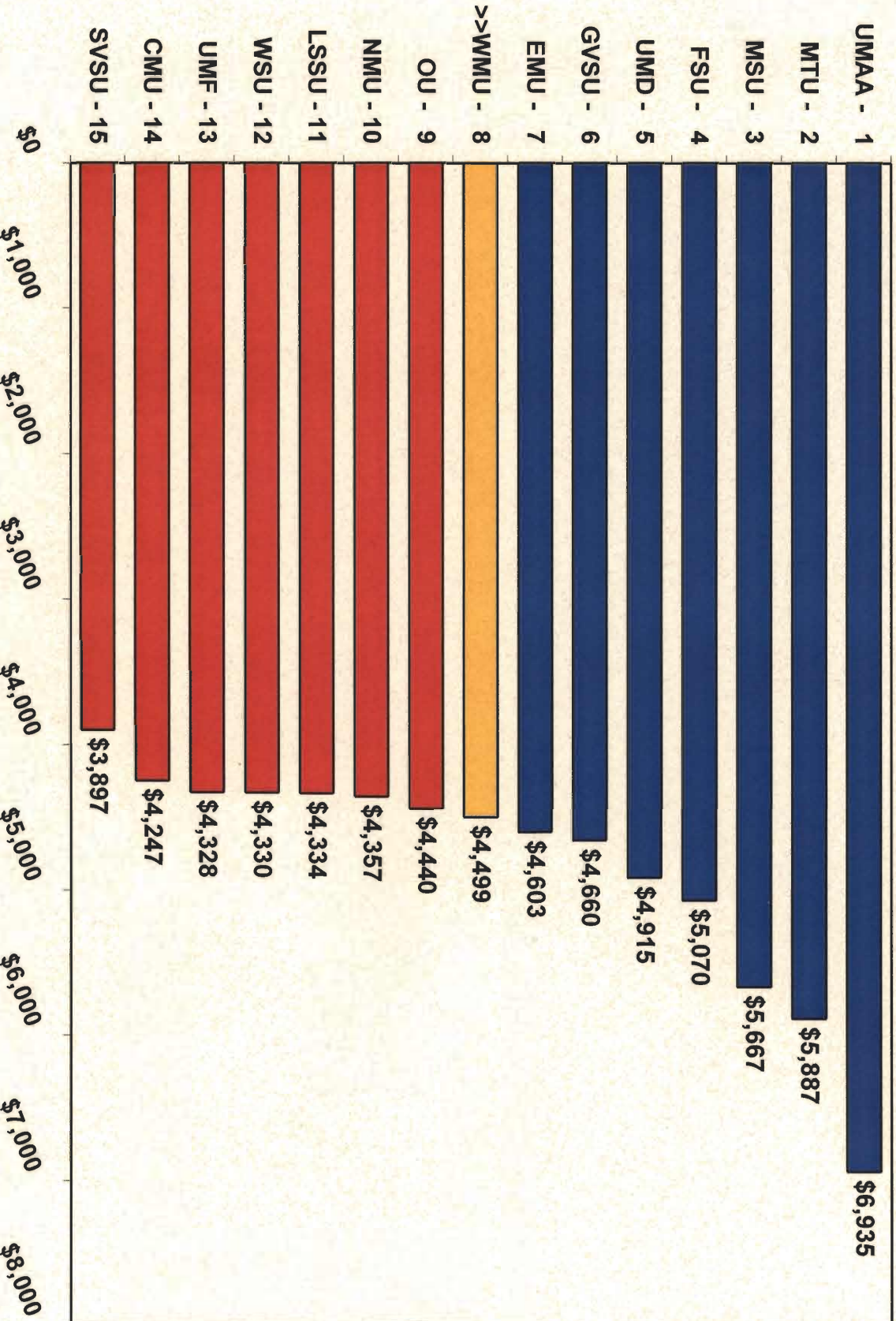
**WESTERN MICHIGAN UNIVERSITY  
2001-2002 GENERAL FUND REVENUE BUDGET**



**WESTERN MICHIGAN UNIVERSITY  
2001-2002 GENERAL FUND EXPENSE BUDGET**



# MICHIGAN UNIVERSITIES 2001-2002 Tuition and Required Fees Ranking



RESIDENT LOWER LEVEL UNDERGRADUATE STUDENT @ 30 CR. HRS

## WESTERN MICHIGAN UNIVERSITY

### Erosion of State Appropriations as a % of General Fund Revenue

Fiscal Year Ended June 30	State Appropriations		Student Tuition		Other Revenue		Total Gen. Fund Revenue*
	\$*	%	\$*	%	\$*	%	
1979	41.7	70%	15.7	26%	2.1	4%	59.5
1983	45.0	62%	25.5	35%	2.2	3%	72.7
1990	77.4	60%	46.0	36%	4.8	4%	128.2
2002	125.7	52%	112.4	46%	4.5	2%	242.6

\*millions

## Michigan University FYES Enrollment Growth 1997-98 through 2001-02

University	97-98	98-99	99-00	00-01	Projected *		Total
					01-02		
Grand Valley	12,435	13,649	14,475	15,512	16,626		4,191
Western	20,644	21,633	22,833	23,693	23,693	24,398	3,754
Central	17,733	18,813	19,438	20,349	20,349	21,286	3,553
Michigan State	37,893	39,666	39,455	40,668	40,668	40,668	2,775
Oakland	10,410	10,937	11,359	11,970	11,970	12,600	2,190
Ferris	8,164	8,227	8,508	8,508	8,979	9,841	1,677
U of M - AA	35,775	36,675	37,134	37,134	37,026	37,396 **	1,621
Saginaw Valley	5,366	5,890	6,294	6,294	6,632	6,623	1,257
Eastern	17,563	18,078	18,578	18,578	18,657	18,768	1,205
Northern	6,595	6,666	7,133	7,133	7,396	7,527	932
U of M - D	5,446	5,649	5,773	5,773	5,973	5,976	530
Wayne State	22,675	23,234	23,094	22,810	22,810	23,038	363
U of M - F	4,768	5,086	5,050	4,954	4,954	4,989	221
Michigan Tech	5,920	6,068	6,109	6,109	5,887	5,915	-5
Lake Superior	2,780	2,823	2,780	2,780	2,756	2,700	-80

\* HEIDI data

\*\* U of M Office of Budget & Planning