

# Coronavirus



CORONAVIRUS / MICHIGAN DATA / CORONAVIRUS SYMPTOMS

## Coronavirus Symptoms

### Michigan Syndromic Surveillance – COVID-19

Syndromic Surveillance System data is obtained from approximately 183 facilities participating in syndromic surveillance (132 Emergency Departments (ED), 51 Urgent Cares) across the State of Michigan. The reporting is based on individuals who present at EDs and may not be representative of the overall population.

### DESCRIPTION OF THE QUERY

**Coronavirus-like symptoms:** This query searches visit free-text (chief complaint, triage notes, and clinical impression) for fever or chills AND cough or shortness of breath or difficulty breathing.

**Data Source:** Michigan Syndromic Surveillance System and National Syndromic Surveillance Program, Michigan Department of Health and Human Services, Communicable Disease Division, Surveillance and Infectious Disease Epidemiology Section

**Information is updated weekly.**

**Note:** Recent changes in healthcare seeking behavior, including increasing use of telemedicine and recommendations to limit emergency department (ED) visits to severe illness, as well as changes in ED triage practices and alternative COVID-19 testing sites, are impacting ED visits in Michigan. These changes affect the numbers of people and their reasons for seeking care in the Urgent Care and ED settings.

Proportion of Visits with Coronavirus Symptoms by Public Health Preparedness Region

Date	Region 1	Region 2 North	Region 2 South	Region 3	Region 5	Region 6	Region 7	Region 8
1/1/2020	2.91%	4.05%	3.14%	1.46%	3.68%	4.29%	1.66%	4.93%
1/2/2020	0.55%	2.61%	2.99%	1.06%	2.71%	3.64%	2.28%	1.63%
1/3/2020	1.08%	2.68%	2.84%	1.19%	2.89%	3.09%	0.76%	2.66%
1/4/2020	2.59%	2.40%	2.83%	1.27%	2.86%	3.26%	1.16%	1.69%
1/5/2020	1.74%	2.86%	2.06%	0.83%	3.03%	3.65%	2.36%	2.10%
1/6/2020	0.91%	2.33%	2.58%	0.71%	2.49%	3.28%	1.19%	1.85%
1/7/2020	0.64%	2.29%	2.45%	0.95%	3.74%	3.30%	0.72%	2.25%
1/8/2020	0.65%	2.40%	2.02%	0.94%	1.53%	2.23%	1.86%	0.96%
1/9/2020	0.82%	2.12%	1.54%	0.45%	2.18%	2.22%	0.97%	1.18%
1/10/2020	1.75%	1.81%	1.43%	0.47%	2.07%	2.79%	0.18%	2.08%
1/11/2020	1.32%	2.63%	2.18%	0.94%	4.46%	3.37%	0.65%	0.98%
1/12/2020	0.65%	2.86%	1.95%	1.58%	4.36%	3.18%	0.84%	3.27%
1/13/2020	1.36%	2.54%	2.04%	0.71%	2.45%	2.64%	1.08%	2.74%
1/14/2020	0.82%	2.72%	1.60%	1.09%	3.74%	2.37%	0.75%	2.61%
1/15/2020	0.86%	2.05%	1.85%	0.37%	2.87%	2.93%	1.75%	2.63%
1/16/2020	1.17%	2.10%	1.73%	0.72%	2.92%	2.64%	1.44%	1.33%
1/17/2020	0.76%	1.97%	1.81%	1.14%	2.29%	2.07%	0.83%	2.73%
1/18/2020	1.65%	2.07%	1.63%	1.02%	3.39%	3.48%	1.32%	2.22%
1/19/2020	1.23%	1.45%	2.23%	0.91%	3.18%	3.08%	1.89%	2.99%
1/20/2020	1.05%	1.82%	2.14%	0.95%	2.73%	3.81%	0.72%	2.09%
1/21/2020	1.64%	2.12%	2.17%	0.88%	3.41%	3.39%	2.46%	3.22%
1/22/2020	1.41%	1.55%	1.94%	1.02%	2.56%	2.95%	1.18%	3.98%
1/23/2020	0.94%	1.73%	2.02%	0.68%	2.90%	3.63%	0.93%	3.52%
1/24/2020	1.30%	2.18%	1.26%	0.58%	1.82%	3.09%	1.34%	4.31%
1/25/2020	1.30%	2.57%	2.38%	0.79%	3.77%	3.77%	2.09%	2.90%
1/26/2020	1.66%	2.69%	2.48%	1.66%	4.80%	3.64%	1.76%	3.29%

Date	Region 1	Region 2 North	Region 2 South	Region 3	Region 5	Region 6	Region 7	Region 8
1/27/2020	1.52%	3.06%	2.69%	0.99%	4.02%	3.53%	2.67%	5.57%
1/28/2020	1.62%	1.89%	1.83%	1.25%	2.94%	3.98%	1.66%	2.99%
1/29/2020	1.32%	3.18%	2.07%	0.80%	3.78%	4.19%	1.00%	4.72%
1/30/2020	1.75%	2.85%	2.21%	1.07%	3.47%	4.82%	1.63%	2.06%
1/31/2020	1.17%	2.24%	2.05%	0.52%	2.09%	4.38%	2.44%	2.05%
2/1/2020	2.05%	3.49%	2.77%	1.32%	2.27%	3.82%	2.58%	6.15%
2/2/2020	2.65%	2.92%	2.28%	1.24%	3.35%	4.10%	1.75%	1.76%
2/3/2020	2.20%	2.03%	2.43%	0.98%	2.75%	3.08%	2.74%	3.30%
2/4/2020	1.40%	2.84%	2.32%	1.02%	3.98%	3.56%	1.89%	3.60%
2/5/2020	1.64%	1.92%	2.03%	1.52%	2.09%	3.21%	1.90%	2.52%
2/6/2020	1.05%	2.01%	2.25%	1.43%	2.40%	3.40%	1.31%	4.65%
2/7/2020	1.85%	1.87%	2.05%	0.96%	2.66%	3.95%	2.11%	2.21%
2/8/2020	2.01%	2.40%	2.07%	1.25%	3.98%	3.48%	1.97%	2.25%
2/9/2020	1.47%	2.95%	3.13%	1.90%	3.37%	4.89%	3.51%	4.73%
2/10/2020	1.66%	1.97%	2.74%	0.88%	2.28%	3.59%	1.91%	4.27%
2/11/2020	1.83%	2.32%	2.02%	1.17%	2.59%	3.37%	0.55%	4.47%
2/12/2020	1.51%	2.68%	2.71%	1.67%	2.56%	2.68%	2.00%	3.97%
2/13/2020	1.38%	2.15%	2.23%	1.02%	2.41%	2.66%	1.61%	1.38%
2/14/2020	0.90%	2.30%	1.88%	1.05%	1.64%	2.73%	1.27%	1.82%
2/15/2020	2.12%	2.72%	2.78%	2.07%	2.79%	3.54%	2.08%	4.68%
2/16/2020	1.45%	2.53%	2.19%	1.39%	3.11%	4.20%	2.12%	4.06%
2/17/2020	1.34%	2.67%	2.14%	1.15%	2.16%	4.88%	2.63%	2.62%
2/18/2020	2.65%	2.35%	2.86%	0.77%	2.96%	3.48%	3.62%	3.00%
2/19/2020	1.74%	2.16%	2.10%	1.21%	2.98%	2.46%	2.55%	2.90%
2/20/2020	1.50%	1.76%	2.08%	1.05%	1.57%	3.33%	1.93%	1.40%
2/21/2020	1.26%	2.33%	2.16%	1.22%	1.83%	2.59%	1.47%	1.69%
2/22/2020	1.17%	2.03%	2.13%	1.18%	3.23%	3.11%	1.66%	2.55%
2/23/2020	1.31%	2.47%	2.23%	1.54%	2.89%	4.34%	1.03%	4.44%
2/24/2020	1.73%	2.04%	1.76%	1.60%	2.34%	2.33%	1.48%	3.15%
2/25/2020	1.40%	1.86%	1.84%	1.07%	2.53%	2.78%	0.73%	4.05%
2/26/2020	1.07%	1.93%	2.04%	0.91%	2.58%	2.33%	0.76%	5.18%
2/27/2020	1.60%	1.59%	1.59%	0.60%	2.74%	2.85%	1.85%	2.27%
2/28/2020	2.05%	2.47%	1.94%	0.93%	2.40%	2.99%	1.23%	2.56%
2/29/2020	1.76%	1.79%	2.03%	1.03%	2.42%	3.02%	2.02%	2.04%
3/1/2020	2.00%	2.30%	1.43%	0.93%	3.63%	3.78%	1.43%	3.75%
3/2/2020	1.30%	2.10%	1.57%	0.89%	1.94%	2.93%	1.15%	5.25%
3/3/2020	2.21%	2.21%	1.95%	0.59%	3.31%	2.51%	1.55%	5.06%
3/4/2020	1.14%	1.67%	2.07%	0.78%	3.35%	3.03%	1.57%	3.76%
3/5/2020	1.40%	2.00%	2.04%	0.95%	2.38%	2.55%	1.59%	2.52%
3/6/2020	1.37%	1.26%	1.31%	1.02%	0.82%	2.28%	1.12%	3.19%
3/7/2020	1.16%	0.97%	1.01%	0.85%	1.70%	2.09%	2.21%	0.29%
3/8/2020	2.43%	1.76%	2.59%	0.98%	3.58%	2.63%	3.05%	7.20%
3/9/2020	1.12%	1.98%	1.81%	0.95%	2.36%	2.80%	1.41%	3.26%
3/10/2020	1.52%	1.93%	2.04%	0.89%	2.05%	2.87%	0.88%	3.35%
3/11/2020	1.90%	2.87%	2.31%	1.07%	4.38%	3.25%	1.79%	4.00%
3/12/2020	3.12%	4.43%	3.57%	1.62%	3.86%	3.69%	3.32%	5.42%
3/13/2020	4.77%	4.06%	3.88%	2.17%	6.49%	3.65%	3.24%	5.34%
3/14/2020	4.09%	5.82%	3.82%	2.97%	4.72%	3.44%	5.22%	4.29%
3/15/2020	2.68%	4.90%	4.98%	2.70%	5.45%	3.54%	4.22%	3.00%
3/16/2020	4.53%	5.07%	5.06%	2.39%	7.21%	6.50%	4.84%	6.09%
3/17/2020	3.61%	5.24%	4.23%	2.54%	7.16%	5.92%	8.18%	4.53%
3/18/2020	2.93%	5.02%	5.65%	1.68%	5.99%	5.29%	7.93%	3.42%
3/19/2020	3.85%	6.38%	4.64%	3.08%	5.31%	4.83%	3.58%	1.75%
3/20/2020	3.90%	5.75%	5.73%	2.51%	4.59%	4.67%	4.05%	2.38%
3/21/2020	2.39%	6.40%	4.34%	2.61%	3.85%	3.11%	3.39%	1.63%

Date	Region 1	Region 2 North	Region 2 South	Region 3	Region 5	Region 6	Region 7	Region 8
3/22/2020	3.73%	7.29%	5.99%	2.37%	4.70%	3.41%	5.32%	1.78%
3/23/2020	3.63%	8.74%	6.18%	2.98%	3.94%	4.78%	4.93%	5.63%
3/24/2020	2.90%	9.53%	6.62%	2.62%	4.81%	3.22%	5.22%	2.56%
3/25/2020	2.98%	8.04%	7.11%	2.44%	4.36%	4.20%	2.54%	2.66%
3/26/2020	2.73%	6.82%	6.16%	2.18%	4.03%	3.59%	5.38%	0.65%
3/27/2020	4.22%	8.34%	6.60%	2.98%	4.58%	2.67%	2.56%	1.55%
3/28/2020	2.10%	6.98%	5.72%	1.66%	3.81%	2.83%	2.77%	3.68%
3/29/2020	3.89%	8.46%	6.24%	2.85%	2.50%	2.85%	1.96%	3.66%
3/30/2020	3.62%	7.35%	5.92%	2.07%	5.00%	2.62%	2.19%	1.18%
3/31/2020	3.32%	8.29%	5.12%	2.75%	3.36%	2.16%	0.41%	3.11%
4/1/2020	2.68%	7.16%	4.97%	1.64%	2.48%	2.95%	5.46%	1.05%
4/2/2020	3.27%	5.66%	5.38%	1.05%	2.73%	2.28%	2.62%	3.05%
4/3/2020	3.82%	7.02%	4.96%	1.75%	4.37%	1.69%	3.72%	1.14%
4/4/2020	2.35%	6.00%	4.26%	1.40%	3.99%	1.46%	2.63%	0.63%
4/5/2020	2.22%	4.41%	4.48%	1.51%	2.71%	1.08%	4.44%	1.84%
4/6/2020	2.40%	4.90%	3.93%	1.57%	4.29%	2.92%	2.71%	5.44%
4/7/2020	2.89%	5.17%	3.60%	1.99%	2.65%	1.42%	5.08%	3.50%
4/8/2020	1.53%	5.51%	3.94%	0.85%	2.56%	2.68%	0.82%	1.97%
4/9/2020	1.40%	4.45%	3.03%	1.27%	2.91%	2.60%	2.16%	4.70%
4/10/2020	2.66%	3.86%	3.24%	1.38%	0.95%	1.34%	0.00%	1.85%
4/11/2020	1.54%	3.57%	2.63%	1.34%	2.45%	2.08%	4.00%	0.61%
4/12/2020	1.55%	5.43%	2.59%	1.29%	1.72%	1.81%	0.41%	0.72%
4/13/2020	1.41%	5.12%	2.55%	1.10%	1.99%	1.15%	3.96%	1.23%
4/14/2020	1.36%	3.70%	2.44%	1.23%	1.97%	1.69%	2.28%	2.09%
4/15/2020	1.32%	3.82%	2.11%	1.55%	2.91%	1.45%	4.04%	2.56%
4/16/2020	2.35%	4.01%	2.27%	1.25%	1.77%	1.50%	1.42%	0.60%
4/17/2020	2.45%	2.38%	2.45%	0.34%	2.99%	1.00%	2.16%	1.79%
4/18/2020	1.66%	2.91%	1.97%	0.91%	0.73%	1.36%	1.63%	2.67%
4/19/2020	1.46%	3.03%	1.90%	1.37%	2.08%	1.26%	1.72%	1.22%
4/20/2020	0.70%	3.06%	1.08%	0.55%	1.99%	1.68%	2.14%	3.63%
4/21/2020	1.66%	2.19%	1.93%	0.80%	1.85%	1.30%	1.42%	1.78%
4/22/2020	0.99%	1.57%	1.83%	0.41%	2.95%	1.32%	1.15%	0.57%
4/23/2020	1.73%	0.55%	0.84%	0.80%	2.54%	1.00%	0.00%	0.55%

## Proportion of Visits with Coronavirus Symptoms by Age Group

Date	0-4 Years	5-17 Years	18-34 Years	35-49 Years	50-64 Years	≥ 65 Years
1/1/2020	14.36%	4.56%	1.73%	1.83%	0.94%	1.02%
1/2/2020	11.75%	4.12%	1.90%	1.16%	0.41%	1.04%
1/3/2020	12.32%	3.99%	1.70%	1.15%	0.63%	1.05%
1/4/2020	12.10%	4.41%	1.52%	1.26%	1.00%	0.58%
1/5/2020	10.18%	3.54%	1.44%	1.73%	0.99%	0.59%
1/6/2020	9.41%	2.93%	1.90%	1.30%	1.25%	0.87%
1/7/2020	12.00%	3.14%	1.85%	1.38%	0.79%	0.42%
1/8/2020	10.62%	2.20%	1.28%	0.74%	0.78%	0.50%
1/9/2020	8.85%	2.00%	1.24%	0.96%	0.70%	0.41%
1/10/2020	9.43%	2.20%	1.14%	0.77%	0.59%	0.79%
1/11/2020	10.77%	3.94%	1.69%	0.89%	1.28%	0.96%
1/12/2020	9.68%	3.74%	1.54%	1.22%	1.73%	0.75%
1/13/2020	9.74%	4.26%	1.34%	0.98%	0.53%	0.72%
1/14/2020	10.07%	3.92%	1.33%	1.03%	0.53%	0.79%
1/15/2020	9.08%	3.66%	1.22%	0.96%	1.02%	0.36%
1/16/2020	10.69%	3.12%	1.09%	0.79%	0.81%	0.41%
1/17/2020	8.13%	4.07%	1.06%	0.67%	0.67%	0.69%
1/18/2020	9.07%	6.21%	0.79%	0.77%	0.81%	0.73%

Date	0-4 Years	5-17 Years	18-34 Years	35-49 Years	50-64 Years	≥ 65 Years
1/19/2020	8.74%	5.05%	0.99%	1.09%	0.73%	0.43%
1/20/2020	9.53%	5.34%	1.25%	0.90%	0.83%	0.49%
1/21/2020	10.84%	4.46%	1.51%	0.79%	0.99%	0.58%
1/22/2020	8.37%	4.95%	1.16%	0.89%	0.82%	0.34%
1/23/2020	9.76%	4.81%	1.18%	0.64%	0.84%	0.43%
1/24/2020	8.45%	4.64%	1.02%	0.84%	0.69%	0.53%
1/25/2020	8.98%	6.16%	1.53%	1.15%	0.67%	0.65%
1/26/2020	9.99%	5.83%	1.75%	1.40%	0.70%	0.78%
1/27/2020	9.44%	6.26%	2.00%	1.32%	1.17%	0.79%
1/28/2020	8.50%	5.39%	1.13%	0.95%	0.88%	0.53%
1/29/2020	11.91%	5.54%	1.36%	1.12%	0.61%	0.69%
1/30/2020	11.93%	5.13%	1.51%	1.37%	1.44%	0.56%
1/31/2020	9.42%	4.41%	1.35%	0.81%	1.03%	0.61%
2/1/2020	11.70%	6.35%	1.61%	1.04%	0.85%	0.80%
2/2/2020	10.99%	6.17%	1.02%	0.69%	1.00%	0.64%
2/3/2020	9.36%	4.79%	1.35%	1.01%	0.74%	0.89%
2/4/2020	8.86%	5.47%	1.34%	1.44%	1.05%	0.95%
2/5/2020	7.25%	4.47%	1.21%	1.12%	1.42%	0.57%
2/6/2020	9.35%	5.38%	1.16%	1.13%	0.84%	0.43%
2/7/2020	9.17%	5.14%	1.11%	1.55%	1.07%	0.49%
2/8/2020	9.65%	4.12%	1.48%	1.88%	0.98%	0.65%
2/9/2020	9.72%	6.01%	1.91%	1.98%	1.57%	0.88%
2/10/2020	10.27%	4.90%	1.50%	1.29%	1.05%	0.37%
2/11/2020	9.34%	4.67%	1.50%	0.96%	0.93%	0.60%
2/12/2020	9.44%	4.13%	1.84%	1.59%	1.20%	0.87%
2/13/2020	9.45%	4.57%	1.73%	0.73%	0.63%	0.23%
2/14/2020	8.11%	4.34%	1.28%	0.99%	0.79%	0.54%
2/15/2020	12.28%	6.58%	1.15%	1.14%	1.13%	0.81%
2/16/2020	10.09%	5.64%	1.15%	1.51%	0.90%	0.70%
2/17/2020	9.28%	6.06%	1.66%	1.58%	1.06%	0.57%
2/18/2020	11.44%	5.27%	1.76%	1.51%	1.26%	0.25%
2/19/2020	9.98%	4.60%	1.22%	0.99%	0.94%	0.67%
2/20/2020	9.07%	3.72%	1.12%	1.39%	0.70%	0.51%
2/21/2020	8.48%	4.00%	1.33%	1.37%	0.73%	0.70%
2/22/2020	9.67%	3.81%	1.50%	0.87%	0.80%	0.92%
2/23/2020	9.42%	4.31%	1.29%	2.12%	1.50%	0.91%
2/24/2020	8.32%	2.61%	1.56%	1.57%	1.25%	0.67%
2/25/2020	9.24%	3.77%	1.33%	1.27%	0.74%	0.57%
2/26/2020	8.29%	3.42%	1.37%	1.34%	1.24%	0.78%
2/27/2020	6.56%	2.85%	1.50%	1.67%	0.93%	0.82%
2/28/2020	9.43%	4.05%	1.33%	1.15%	1.74%	0.84%
2/29/2020	7.49%	4.26%	1.40%	1.04%	1.27%	0.89%
3/1/2020	8.93%	3.73%	1.45%	1.85%	1.05%	0.77%
3/2/2020	7.37%	3.49%	1.44%	1.43%	1.11%	0.63%
3/3/2020	8.64%	3.50%	1.46%	1.57%	1.39%	0.92%
3/4/2020	7.82%	3.22%	1.82%	1.55%	0.95%	0.97%
3/5/2020	7.43%	3.82%	1.45%	1.38%	0.98%	0.99%
3/6/2020	5.72%	2.47%	0.83%	1.28%	0.87%	0.72%
3/7/2020	4.57%	2.63%	0.85%	0.63%	1.00%	0.56%
3/8/2020	10.10%	4.51%	1.45%	1.71%	0.92%	0.96%
3/9/2020	9.26%	3.43%	1.41%	1.13%	0.94%	0.55%
3/10/2020	8.52%	3.40%	1.03%	1.67%	1.36%	0.75%
3/11/2020	8.22%	4.06%	2.39%	2.19%	1.44%	1.24%
3/12/2020	8.83%	6.37%	3.11%	3.36%	2.28%	1.53%
3/13/2020	13.13%	6.14%	3.48%	2.95%	3.28%	2.11%
3/14/2020	11.91%	7.40%	3.16%	3.86%	3.17%	2.36%

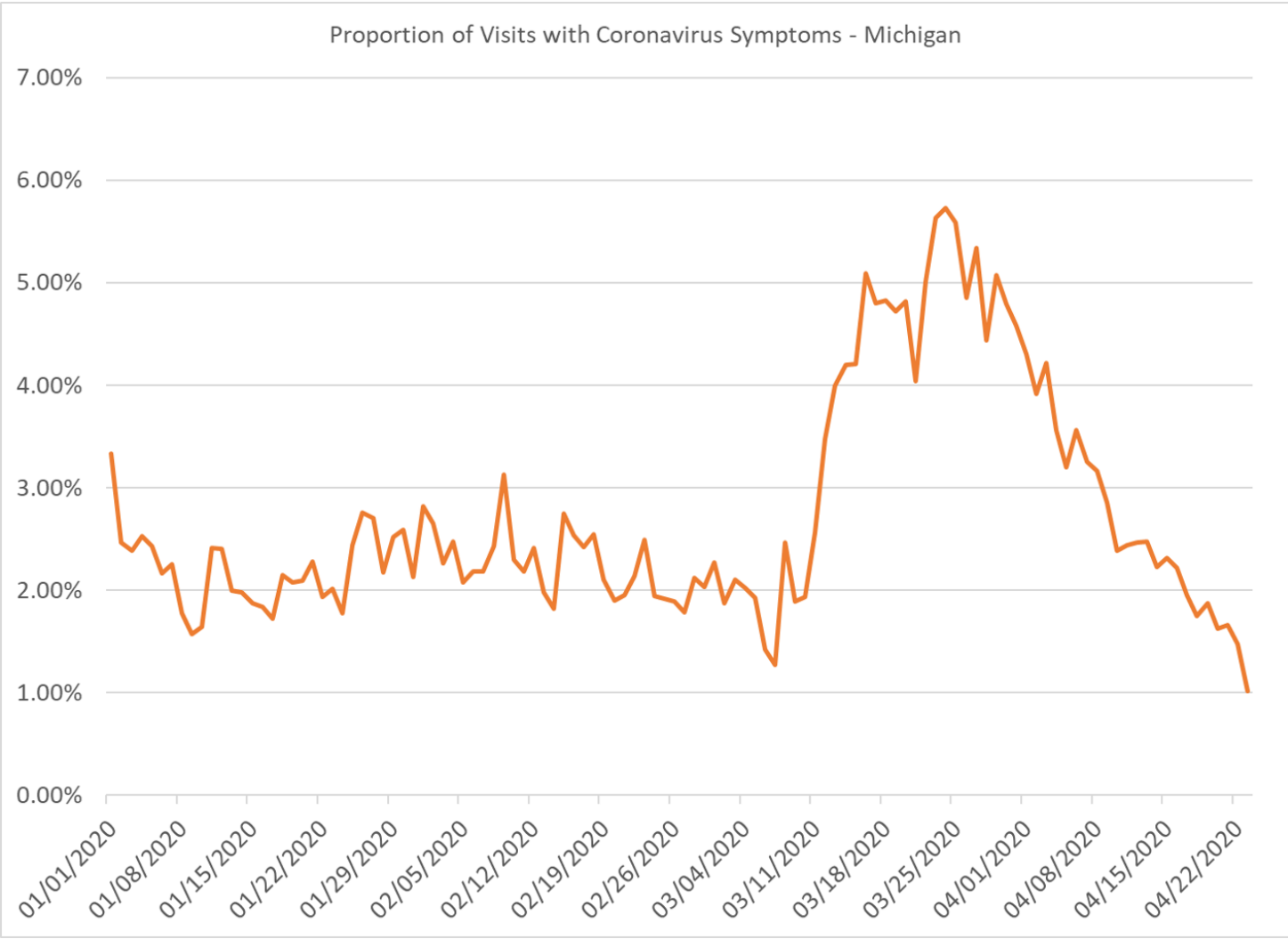
Date	0-4 Years	5-17 Years	18-34 Years	35-49 Years	50-64 Years	≥ 65 Years
3/15/2020	10.47%	8.40%	3.19%	3.42%	3.58%	2.22%
3/16/2020	16.50%	10.78%	4.08%	4.81%	3.77%	2.22%
3/17/2020	12.75%	8.30%	4.41%	5.00%	3.46%	2.74%
3/18/2020	16.15%	6.63%	3.81%	4.37%	4.02%	3.85%
3/19/2020	15.13%	7.04%	3.62%	4.13%	4.72%	3.18%
3/20/2020	14.45%	5.85%	3.97%	4.99%	4.69%	3.24%
3/21/2020	14.11%	3.92%	2.24%	4.22%	4.11%	3.07%
3/22/2020	12.85%	5.35%	3.97%	5.05%	4.72%	3.86%
3/23/2020	12.12%	5.74%	4.44%	6.15%	6.15%	4.37%
3/24/2020	13.57%	6.18%	4.72%	6.07%	5.47%	5.03%
3/25/2020	14.94%	5.22%	4.31%	5.41%	5.95%	5.13%
3/26/2020	10.40%	4.67%	3.59%	5.01%	5.36%	4.67%
3/27/2020	12.35%	5.15%	4.33%	6.30%	4.99%	4.72%
3/28/2020	11.24%	3.57%	3.16%	3.57%	5.13%	4.98%
3/29/2020	12.64%	3.56%	2.70%	5.35%	6.37%	4.97%
3/30/2020	10.11%	3.35%	2.97%	5.53%	5.33%	4.68%
3/31/2020	8.83%	3.77%	3.49%	4.32%	5.61%	4.43%
4/1/2020	11.03%	4.64%	2.36%	4.92%	4.78%	4.18%
4/2/2020	7.58%	1.30%	2.66%	3.93%	5.04%	4.13%
4/3/2020	7.79%	1.13%	2.10%	5.45%	5.49%	3.98%
4/4/2020	6.59%	1.90%	2.63%	3.78%	4.52%	3.19%
4/5/2020	3.83%	2.67%	1.93%	3.49%	4.23%	3.16%
4/6/2020	7.17%	1.73%	2.33%	3.84%	4.40%	3.48%
4/7/2020	2.52%	0.97%	2.42%	4.00%	3.56%	3.62%
4/8/2020	5.06%	1.52%	2.55%	3.73%	3.02%	3.52%
4/9/2020	4.74%	4.55%	1.65%	3.11%	3.01%	3.09%
4/10/2020	2.93%	1.06%	1.57%	2.70%	3.24%	2.16%
4/11/2020	6.58%	2.67%	1.53%	2.61%	2.69%	2.16%
4/12/2020	2.27%	2.06%	1.79%	2.39%	2.61%	3.13%
4/13/2020	4.62%	2.57%	2.40%	2.68%	2.22%	2.22%
4/14/2020	2.94%	0.34%	1.72%	2.18%	3.43%	1.91%
4/15/2020	2.60%	2.49%	2.06%	2.23%	3.14%	1.78%
4/16/2020	1.56%	1.83%	1.77%	2.96%	1.99%	2.31%
4/17/2020	2.34%	1.25%	1.70%	2.81%	1.66%	1.73%
4/18/2020	2.66%	1.59%	1.53%	1.56%	1.88%	1.70%
4/19/2020	3.85%	2.07%	2.08%	1.66%	1.90%	1.39%
4/20/2020	2.83%	1.12%	1.59%	1.89%	1.84%	1.16%
4/21/2020	1.63%	2.01%	0.86%	3.22%	1.54%	1.16%
4/22/2020	2.60%	0.89%	1.27%	1.24%	1.91%	1.43%
4/23/2020	1.90%	0.52%	0.77%	1.21%	0.87%	1.15%

## Proportion of Visits with Coronavirus Symptoms

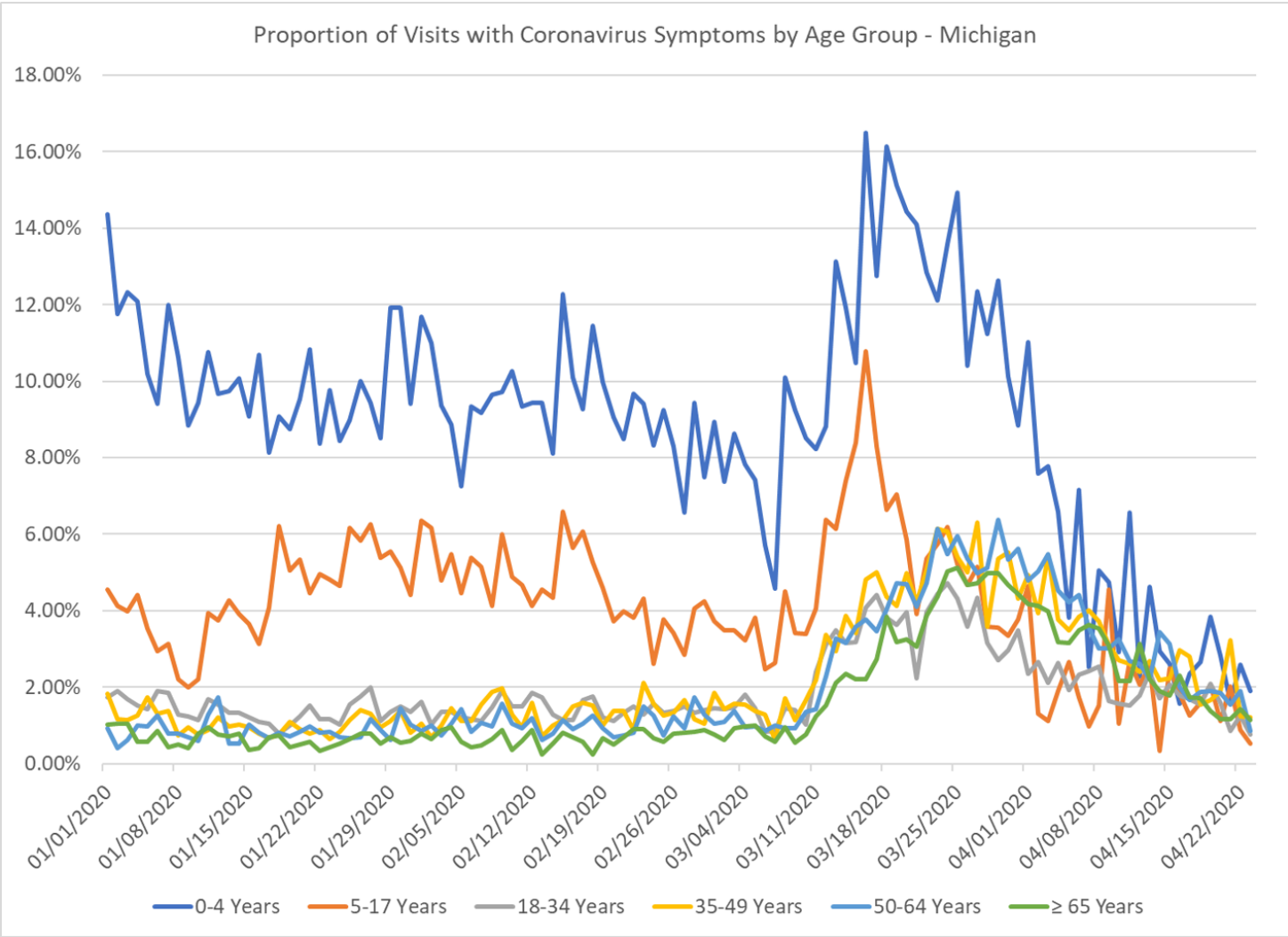
Date	Michigan
1/1/2020	3.33%
1/2/2020	2.47%
1/3/2020	2.39%
1/4/2020	2.52%
1/5/2020	2.43%
1/6/2020	2.17%
1/7/2020	2.25%
1/8/2020	1.78%
1/9/2020	1.57%
1/10/2020	1.65%
1/11/2020	2.41%
1/12/2020	2.40%

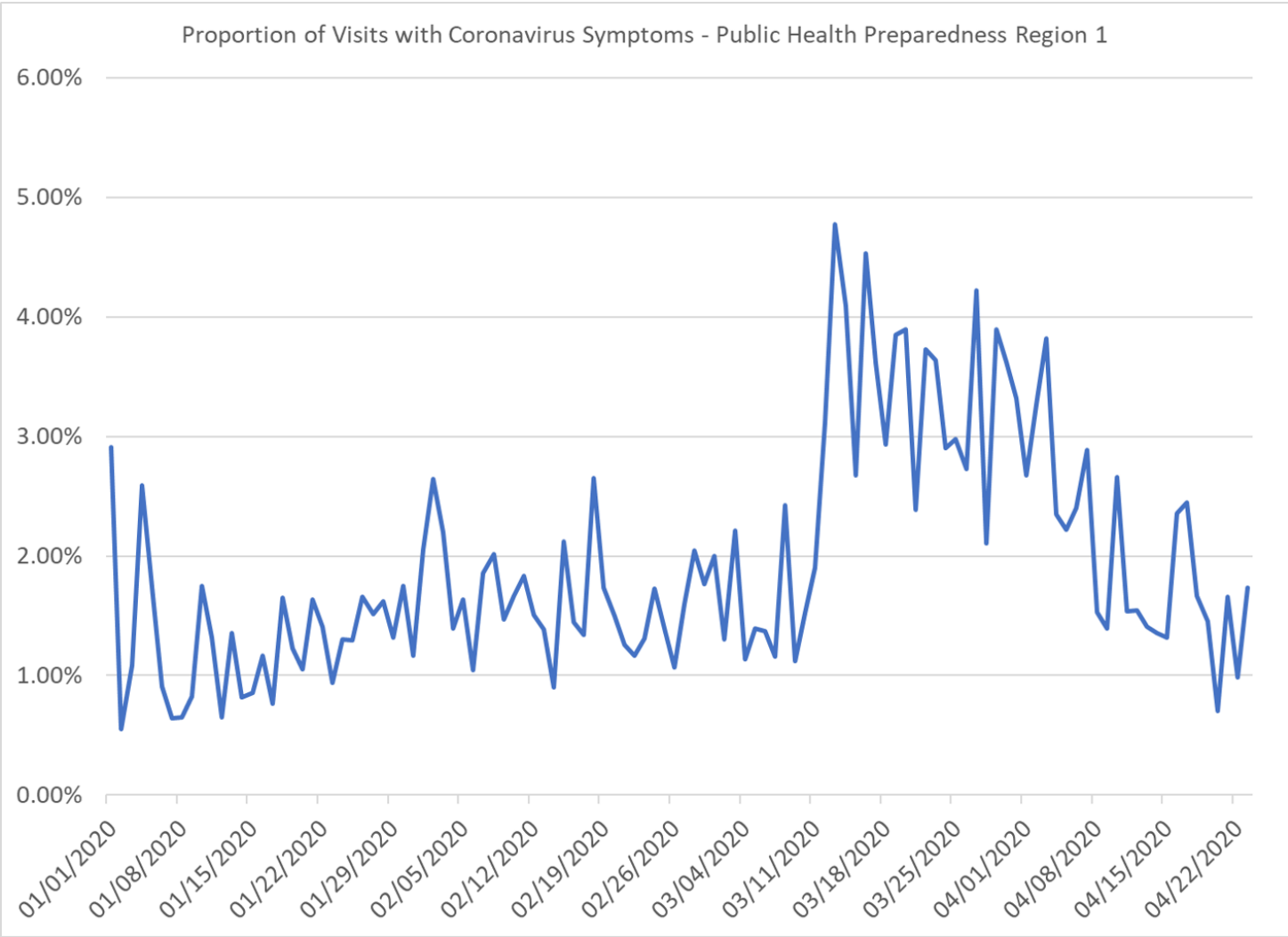
Date	Michigan
1/13/2020	2.00%
1/14/2020	1.98%
1/15/2020	1.87%
1/16/2020	1.84%
1/17/2020	1.72%
1/18/2020	2.15%
1/19/2020	2.08%
1/20/2020	2.09%
1/21/2020	2.28%
1/22/2020	1.93%
1/23/2020	2.02%
1/24/2020	1.78%
1/25/2020	2.44%
1/26/2020	2.75%
1/27/2020	2.71%
1/28/2020	2.18%
1/29/2020	2.52%
1/30/2020	2.59%
1/31/2020	2.13%
2/1/2020	2.82%
2/2/2020	2.65%
2/3/2020	2.26%
2/4/2020	2.47%
2/5/2020	2.08%
2/6/2020	2.19%
2/7/2020	2.19%
2/8/2020	2.43%
2/9/2020	3.13%
2/10/2020	2.30%
2/11/2020	2.18%
2/12/2020	2.41%
2/13/2020	1.98%
2/14/2020	1.82%
2/15/2020	2.75%
2/16/2020	2.54%
2/17/2020	2.42%
2/18/2020	2.55%
2/19/2020	2.11%
2/20/2020	1.90%
2/21/2020	1.95%
2/22/2020	2.14%
2/23/2020	2.50%
2/24/2020	1.95%
2/25/2020	1.92%
2/26/2020	1.89%
2/27/2020	1.79%
2/28/2020	2.13%
2/29/2020	2.04%
3/1/2020	2.27%
3/2/2020	1.87%
3/3/2020	2.10%
3/4/2020	2.03%
3/5/2020	1.93%
3/6/2020	1.42%
3/7/2020	1.28%
3/8/2020	2.47%

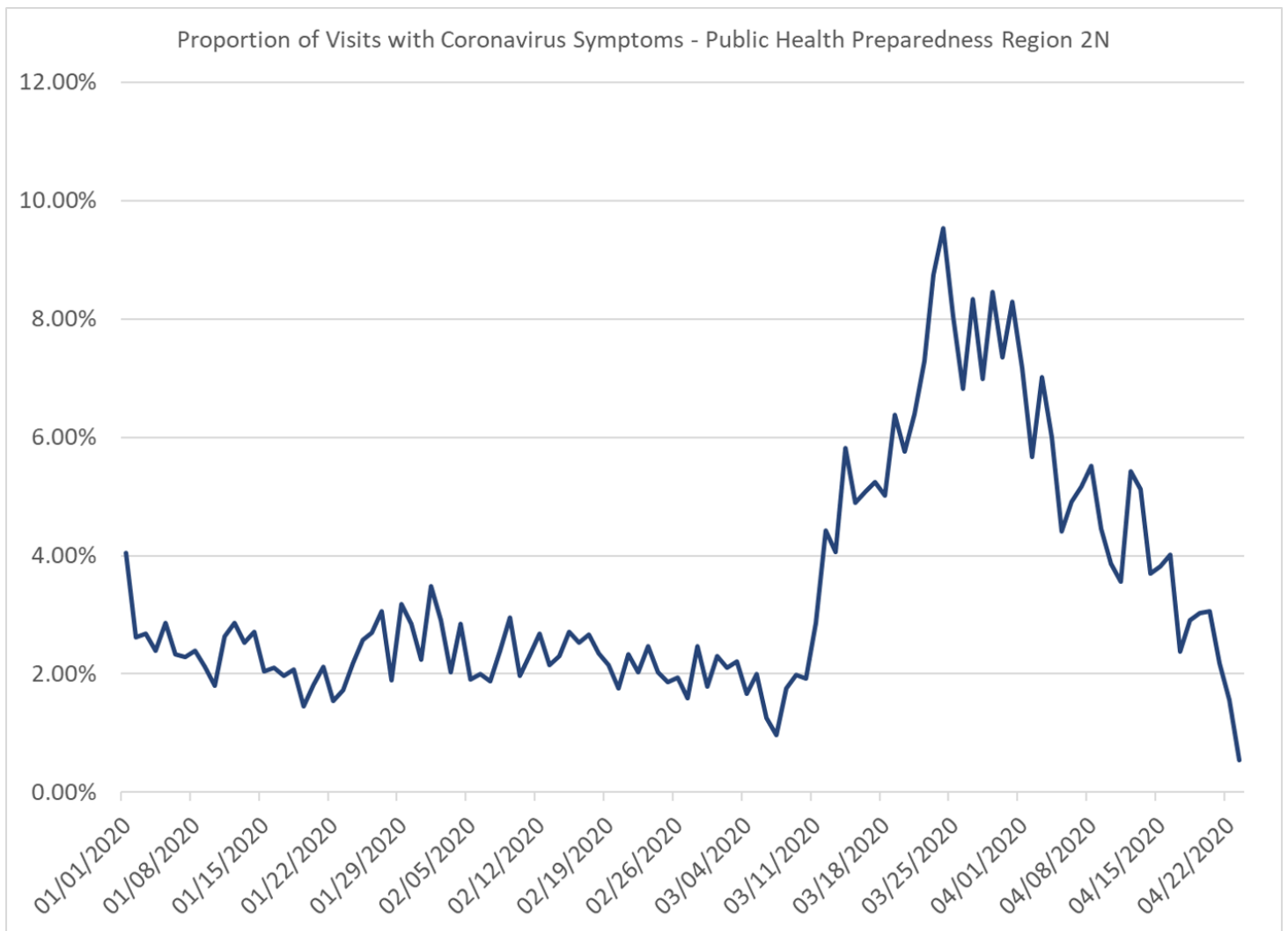
Date	Michigan
3/9/2020	1.89%
3/10/2020	1.94%
3/11/2020	2.56%
3/12/2020	3.47%
3/13/2020	3.99%
3/14/2020	4.20%
3/15/2020	4.21%
3/16/2020	5.09%
3/17/2020	4.80%
3/18/2020	4.83%
3/19/2020	4.72%
3/20/2020	4.81%
3/21/2020	4.04%
3/22/2020	5.02%
3/23/2020	5.63%
3/24/2020	5.72%
3/25/2020	5.59%
3/26/2020	4.86%
3/27/2020	5.34%
3/28/2020	4.44%
3/29/2020	5.07%
3/30/2020	4.79%
3/31/2020	4.58%
4/1/2020	4.30%
4/2/2020	3.91%
4/3/2020	4.22%
4/4/2020	3.56%
4/5/2020	3.20%
4/6/2020	3.57%
4/7/2020	3.25%
4/8/2020	3.16%
4/9/2020	2.85%
4/10/2020	2.38%
4/11/2020	2.44%
4/12/2020	2.46%
4/13/2020	2.47%
4/14/2020	2.23%
4/15/2020	2.31%
4/16/2020	2.22%
4/17/2020	1.95%
4/18/2020	1.75%
4/19/2020	1.88%
4/20/2020	1.63%
4/21/2020	1.66%
4/22/2020	1.47%
4/23/2020	1.02%

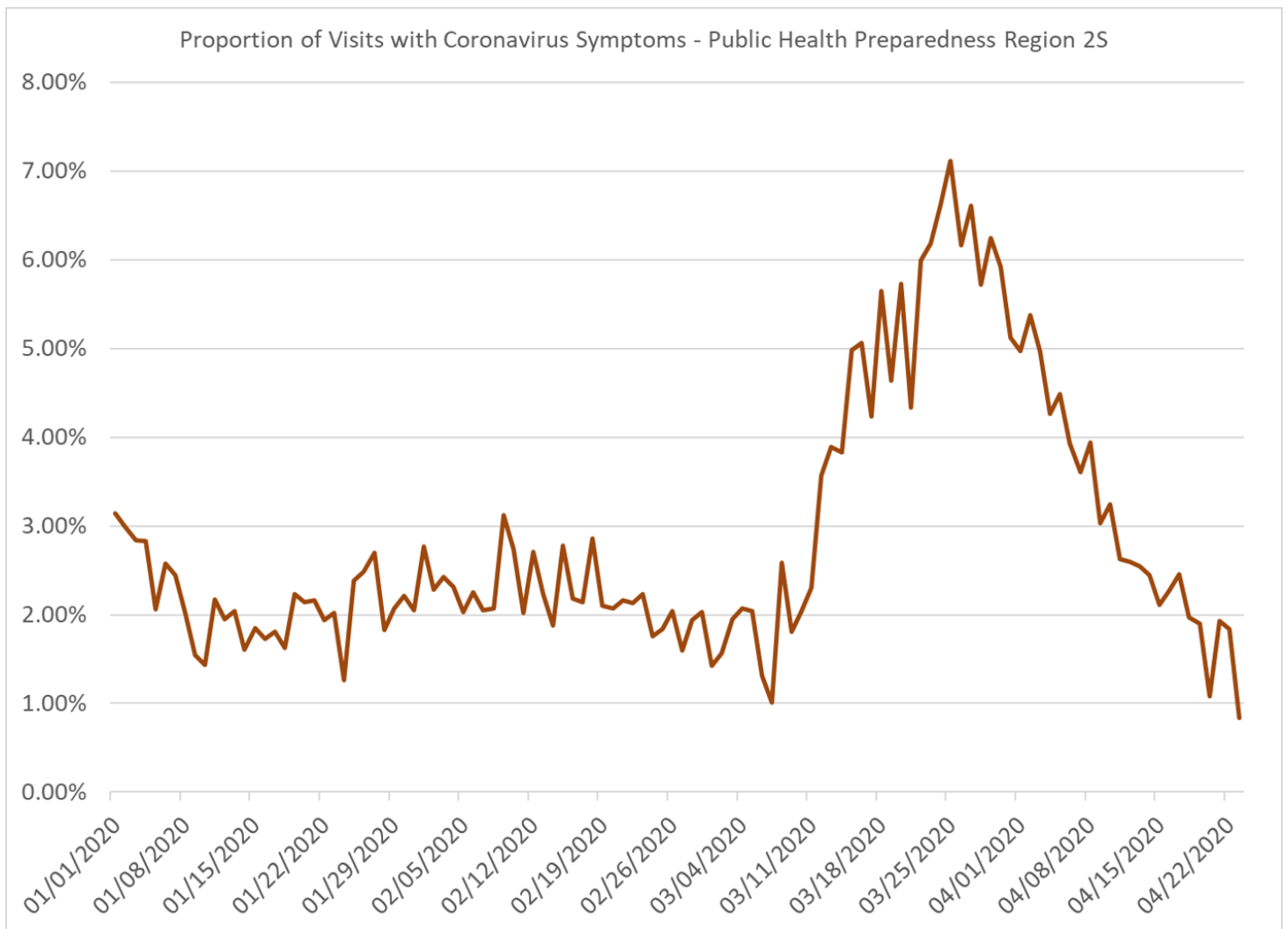


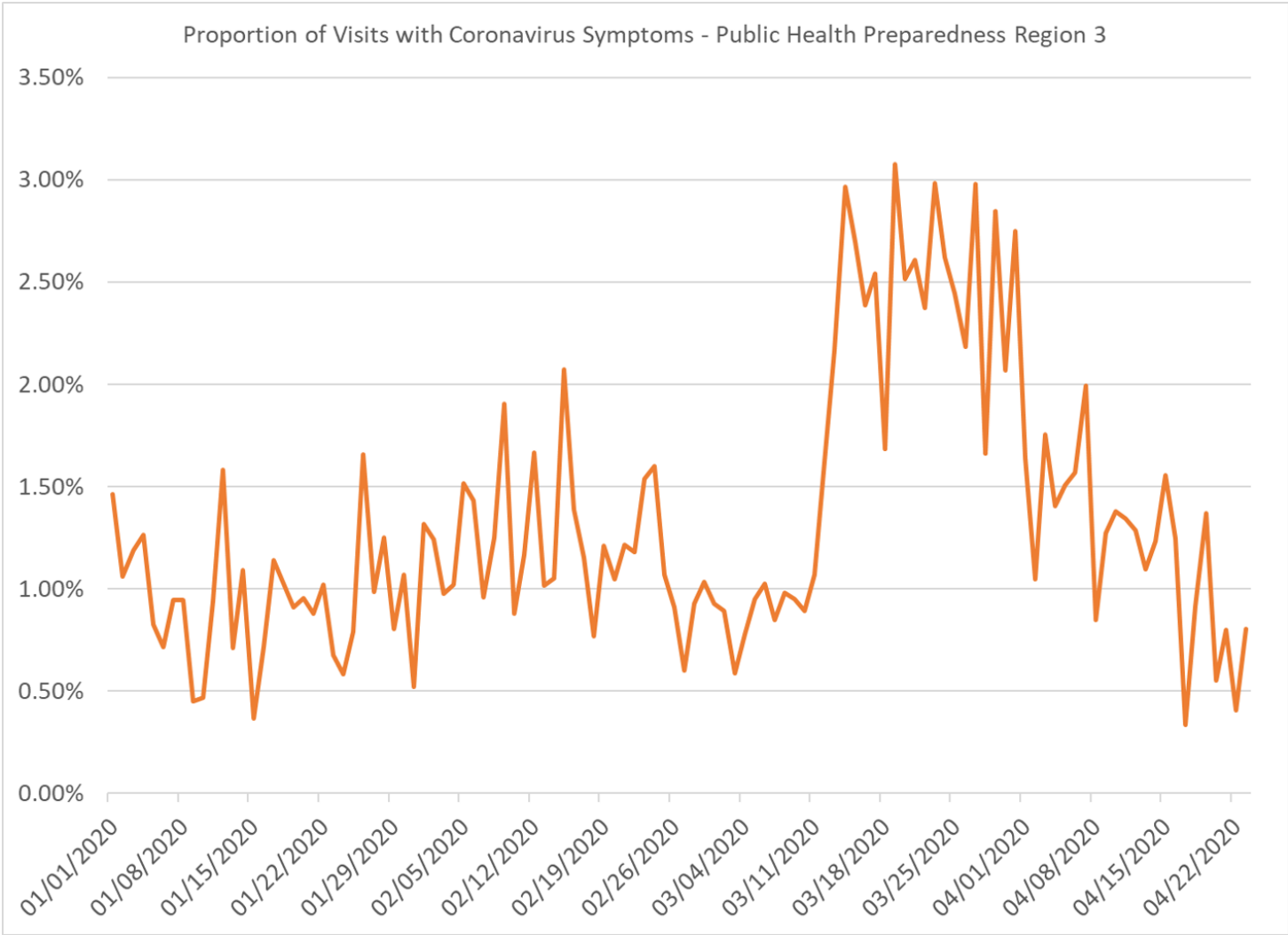


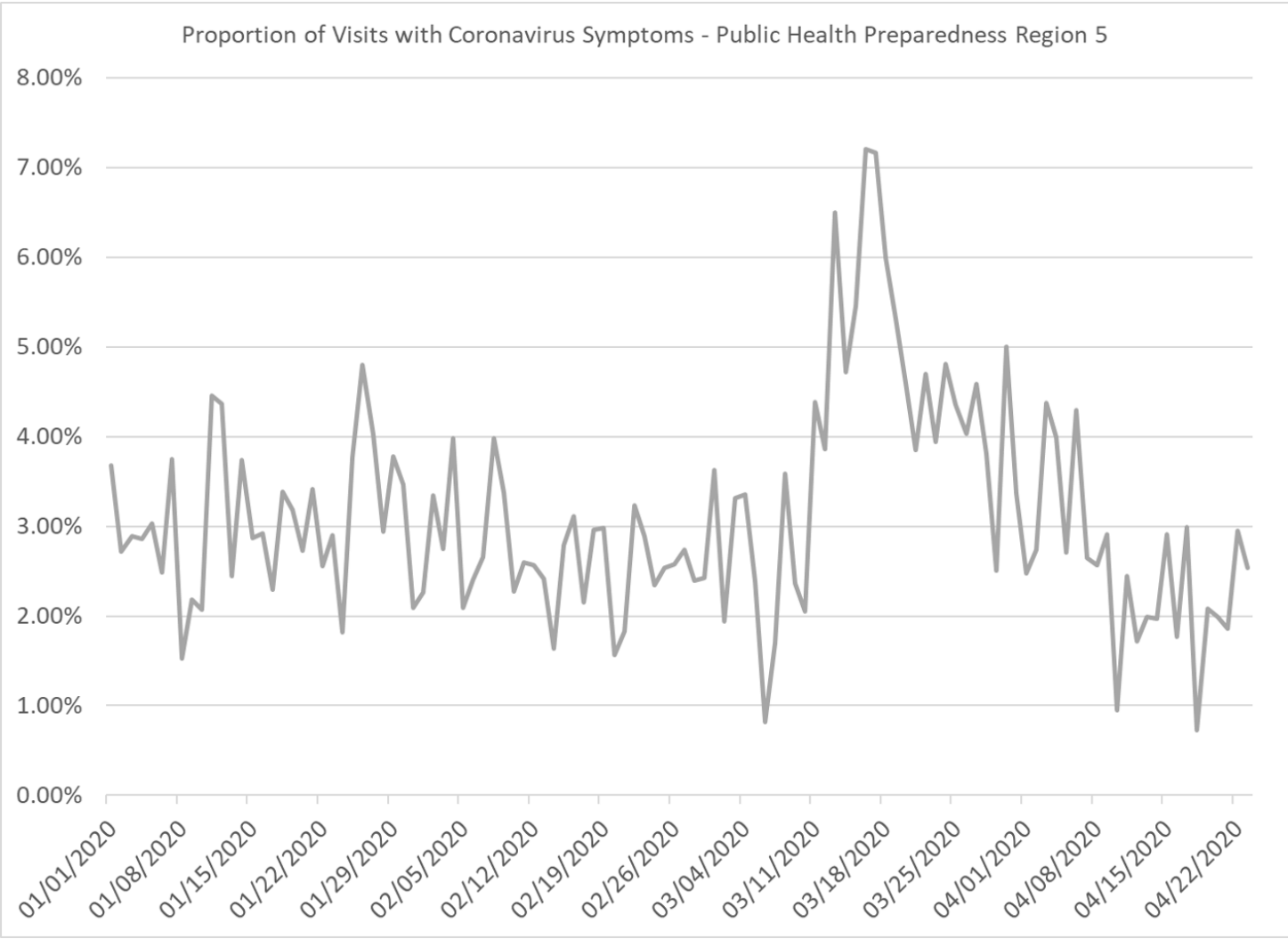


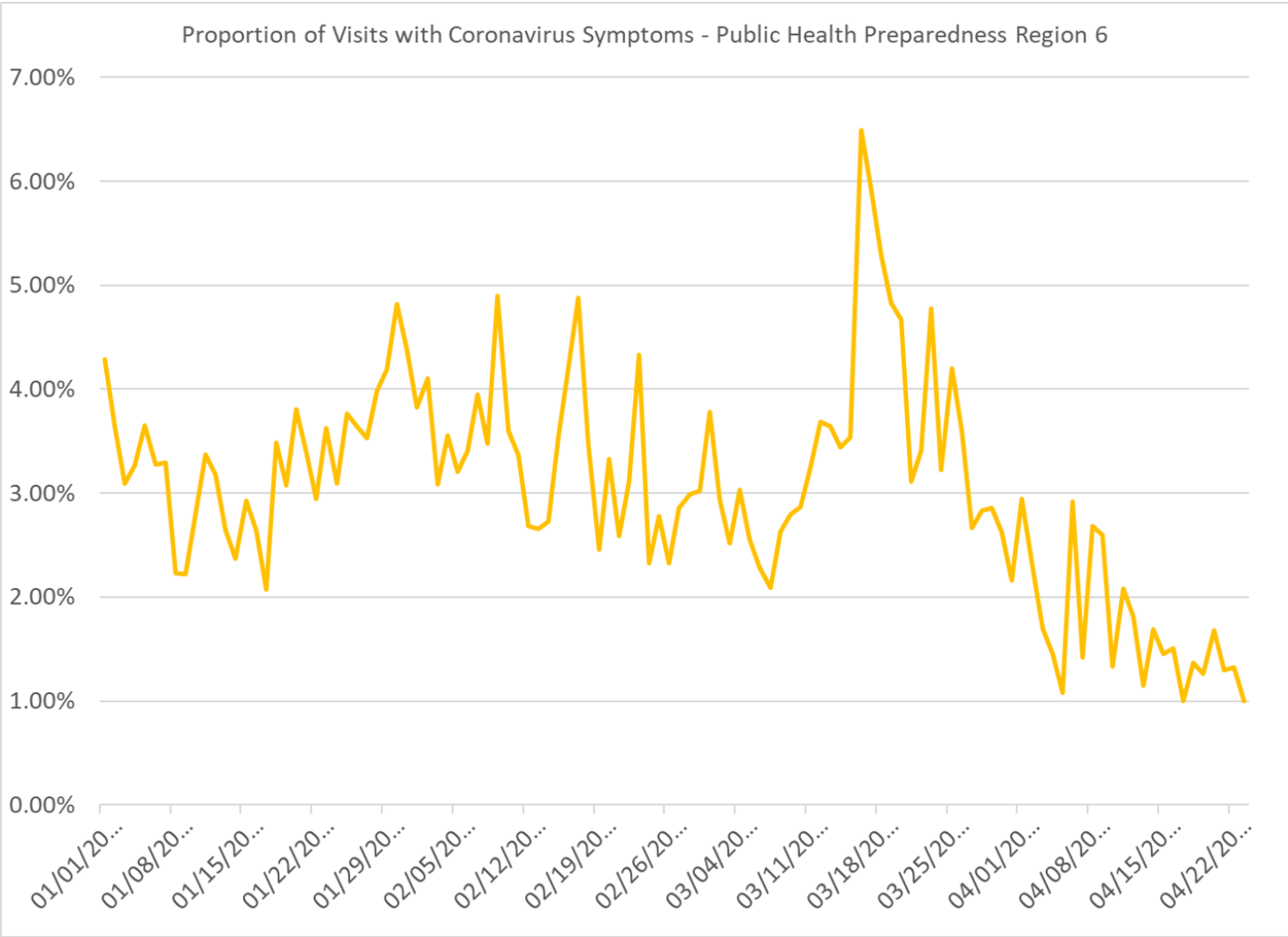


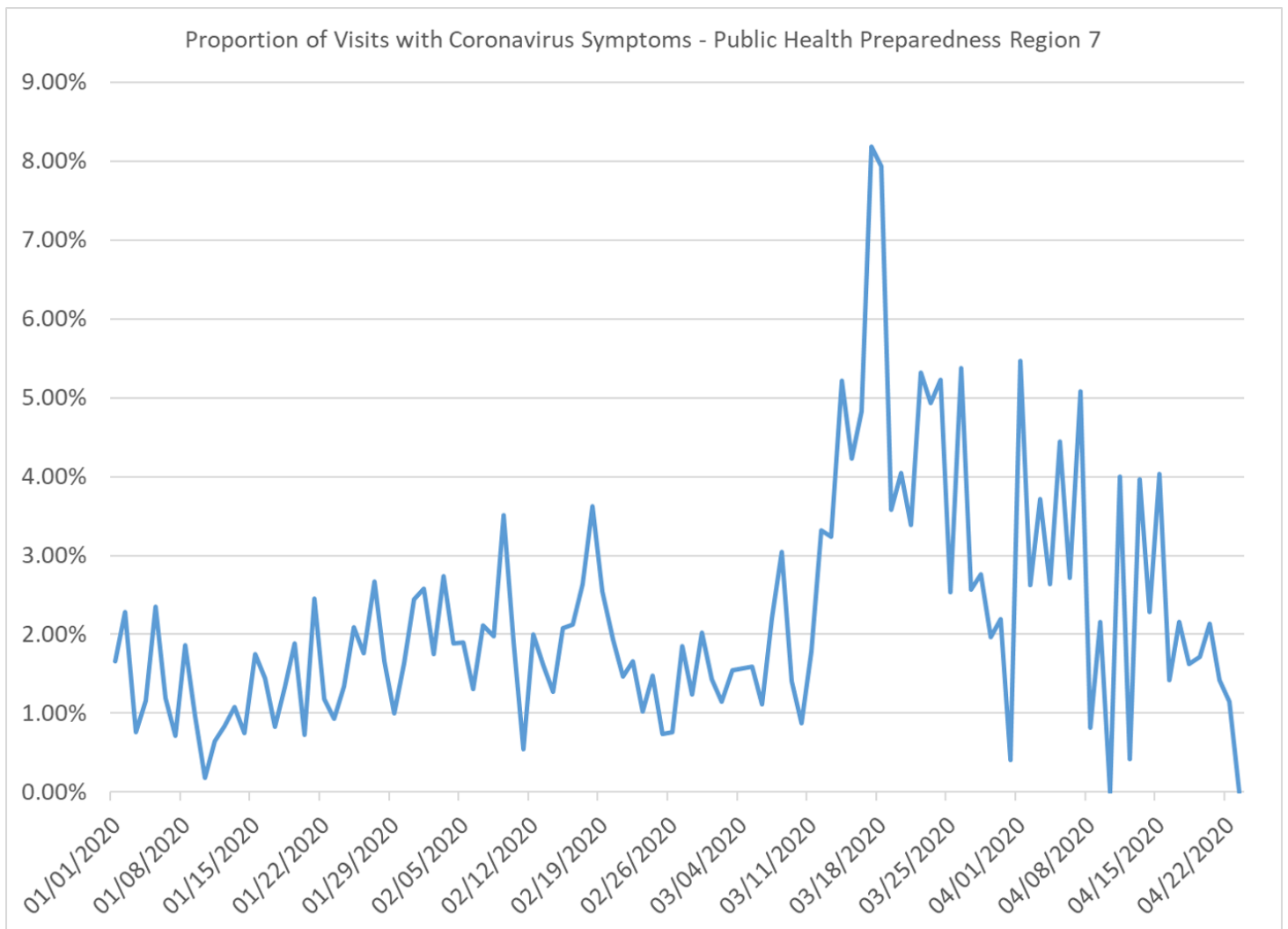




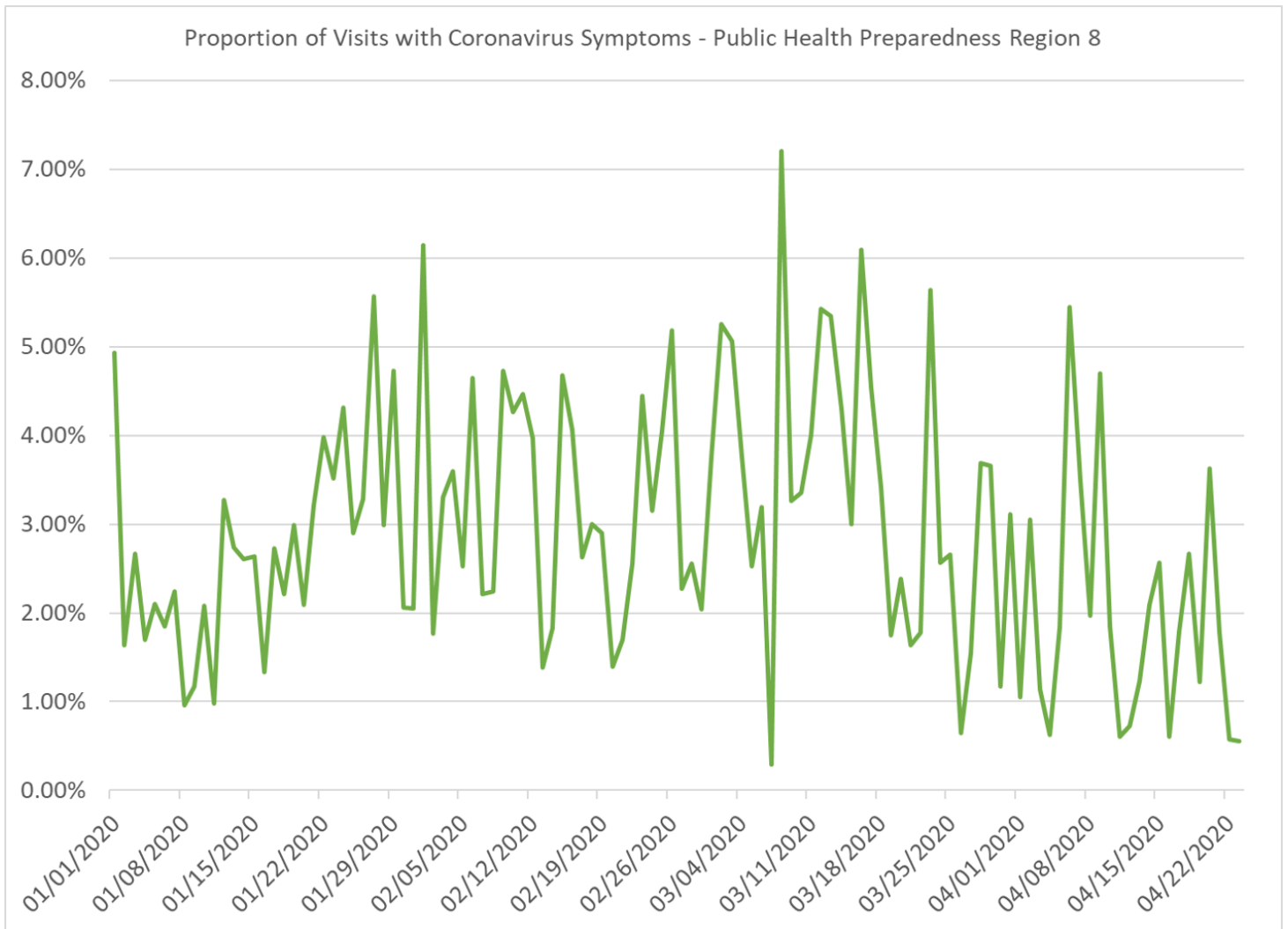












[MICHIGAN.GOV HOME](#)  
[ADA](#)  
[MICHIGAN NEWS](#)  
[POLICIES](#)

COPYRIGHT 2020 STATE OF MICHIGAN